

How bright is the proton?

A precise determination of the photon PDF

Aneesh Manohar,^{1,2} Paolo Nason,³ Gavin P. Salam,^{2,*} and Giulia Zanderighi^{2,4}

¹*Department of Physics, University of California at San Diego, La Jolla, CA 92093, USA*

²*CERN, Theoretical Physics Department, CH-1211 Geneva 23, Switzerland*

³*INFN, Sezione di Milano Bicocca, 20126 Milan, Italy*

⁴*Rudolf Peierls Centre for Theoretical Physics, 1 Keble Road, University of Oxford, UK*

It has become apparent in recent years that it is important, notably for a range of physics studies at the Large Hadron Collider, to have accurate knowledge on the distribution of photons in the proton. We show how the photon parton distribution function (PDF) can be determined in a model-independent manner, using electron–proton (ep) scattering data, in effect viewing the $ep \rightarrow e + X$ process as an electron scattering off the photon field of the proton. To this end, we consider an imaginary BSM process with a flavour changing photon–lepton vertex. We write its cross section in two ways, one in terms of proton structure functions, the other in terms of a photon distribution. Requiring their equivalence yields the photon distribution as an integral over proton structure functions. As a result of the good precision of ep data, we constrain the photon PDF at the level of 1–2% over a wide range of x values.

A fast-moving particle generates an associated electromagnetic field which can be interpreted as a distribution of photons, as originally calculated by Fermi, Weizsäcker and Williams [1–3] for point-like charges. The corresponding determination of the photon distribution for hadrons, specifically $f_{\gamma/p}$ for the proton, has however been the subject of debate over recent years.

The photon distribution is small compared to that of the quarks and gluons, since it is suppressed by a power of the electromagnetic coupling α . Nevertheless, it has been realised in the past few years that its poor knowledge is becoming a limiting factor in our ability to predict key scattering reactions at CERN’s Large Hadron Collider (LHC). Notable examples are the production of the Higgs boson through W/Z fusion [4], or in association with an outgoing weak boson [5]. For $W^\pm H$ production it is the largest source of uncertainty [6]. The photon distribution is also potentially relevant for the production of lepton-pairs [7–11], top-quarks [12], pairs of weak bosons [13–18] and generally enters into electroweak corrections for almost any LHC process. The diphoton excess around 750 GeV seen by ATLAS and CMS [19, 20] has also generated interest in understanding $f_{\gamma/p}$.

The two most widely used estimates of $f_{\gamma/p}$ are those included in the MRST2004QED [21] and NNPDF23QED [22] parametrisations of the proton structure. In the NNPDF approach, the photon distribution is constrained mainly by LHC data on the production of pairs of leptons, $pp \rightarrow \ell^+ \ell^-$. This is dominated by $q\bar{q} \rightarrow \ell^+ \ell^-$, with a small component from $\gamma\gamma \rightarrow \ell^+ \ell^-$. The drawback of this approach is that even with very small uncertainties in $\ell^+ \ell^-$ production data [8], in the QCD corrections to $q\bar{q} \rightarrow \ell^+ \ell^-$ and in the quark and anti-quark distributions, it is difficult to obtain high precision constraints on $f_{\gamma/p}$.

In the MRST2004QED approach, the photon is instead modeled. It is assumed to be generated as emissions

from free, point-like quarks, using quark distributions fitted from deep-inelastic scattering (DIS) and other data. The free parameter in the model is an effective mass-scale below which quarks stop radiating, which was taken in the range between current-quark masses (a few MeV) and constituent-quark masses (a few hundred MeV). The CT14QED [23] variant of this approach constrains the effective mass scale using $ep \rightarrow e\gamma + X$ data [24], sensitive to the photon in a limited momentum range through the reaction $e\gamma \rightarrow e\gamma$ [25]. A more sophisticated approach [26] supplements a model of the photon component generated from quarks (“inelastic” part) with a calculation of the “elastic” component (whose importance has been understood at least since the early 1970’s [27]) generated by coherent radiation from the proton as a whole. This was recently revived in Refs. [28–30].

In this article we point out that electron-proton (ep) scattering data already contains all the information that is needed to accurately determine $f_{\gamma/p}$. It is common to think of ep scattering as a process in which a photon emitted from the electron probes the structure of the proton. However one can equivalently think of it as an electron probing the photon field generated by the proton itself. Thus the ep scattering cross section is necessarily connected with $f_{\gamma/p}$. A simple way to make the connection manifest is to consider, instead of ep scattering, the fictitious process $l + p \rightarrow L + X$, where l and L are neutral leptons, with l massless and L massive with mass M . We assume a transition magnetic moment coupling of the form $\mathcal{L}_{\text{int}} = (e/\Lambda)\bar{L}\sigma^{\mu\nu}F_{\mu\nu}l$. Here $e^2(\mu^2)/(4\pi) \equiv \alpha(\mu^2)$ is the $\overline{\text{MS}}$ QED coupling evaluated at the scale μ , and the arbitrary scale $\Lambda \gg \sqrt{s}$ (where \sqrt{s} is the centre-of-mass energy) is introduced to ensure the correct dimensions.

The crucial observation that we rely on is inspired in part by Drees and Zeppenfeld’s study of supersymmetric particle production at ep colliders [31]: there are two ways of writing the heavy-lepton production cross section

σ , one in terms of standard proton structure functions, F_2 and F_L (or F_1), the other in terms of the proton PDFs $f_{a/p}$, where the dominant flavour that contributes will be $a = \gamma$. Equating the latter with the former will allow us to determine $f_{\gamma/p}$.

We start with the inclusive cross section for $l(k) + p(p) \rightarrow L(k') + X$. Defining $q = k - k'$, $Q^2 = -q^2$ and $x_{Bj} = Q^2/(2pq)$, we have

$$\sigma = \frac{1}{4p \cdot k} \int \frac{d^4 q}{(2\pi)^4 q^4} e_{\text{ph}}^2(q^2) [4\pi W_{\mu\nu}(p, q) L^{\mu\nu}(k, q)] \times 2\pi\delta((k - q)^2 - M^2), \quad (1)$$

where the proton hadronic tensor (as defined in [32]) is given by $W_{\mu\nu}(p, q) = -g_{\mu\nu}F_1(x_{Bj}, Q^2) + p_\mu p_\nu/(pq)F_2(x_{Bj}, Q^2)$ up to terms proportional to q_μ, q_ν , and the leptonic tensor is $L^{\mu\nu}(k, q) = \frac{1}{2}(e_{\text{ph}}^2(q^2)/\Lambda^2)\text{Tr}\left(\not{k}'[\not{q}, \gamma^\mu](\not{k}' + M)[\gamma^\nu, \not{q}]\right)$. In Eq. (1) we introduced the physical QED coupling

$$e_{\text{ph}}^2(q^2) = e^2(\mu^2)/(1 - \Pi(q^2, \mu^2, e^2(\mu^2))), \quad (2)$$

where Π is the photon self energy and μ is the renormalisation scale. We stress that Eq. (1) is accurate up to corrections of order \sqrt{s}/Λ , since neither the electromagnetic current nor the $\bar{L}\gamma l$ vertex are renormalised.

We find

$$\sigma = \frac{c_0}{2\pi} \int_x^{1 - \frac{2xm_p}{M}} \frac{dz}{z} \int_{Q_{\text{min}}^2}^{Q_{\text{max}}^2} \frac{dQ^2}{Q^2} \alpha_{\text{ph}}^2(-Q^2) \left[\left(2 - 2z + z^2 + \frac{2x^2 m_p^2}{Q^2} + \frac{z^2 Q^2}{M^2} - \frac{2zQ^2}{M^2} - \frac{2x^2 Q^2 m_p^2}{M^4} \right) F_2(x/z, Q^2) + \left(-z^2 - \frac{z^2 Q^2}{2M^2} + \frac{z^2 Q^4}{2M^4} \right) F_L(x/z, Q^2) \right], \quad (3)$$

where $x = M^2/(s - m_p^2)$, m_p is the proton mass, $F_L(x, Q^2) = (1 + 4m_p^2 x^2/Q^2)F_2(x, Q^2) - 2xF_1(x, Q^2)$ and $c_0 = 16\pi^2/\Lambda^2$. Assuming that $M^2 \gg m_p^2$, we have $Q_{\text{min}}^2 = x^2 m_p^2/(1 - z)$ and $Q_{\text{max}}^2 = M^2(1 - z)/z$.

The same result in terms of parton distributions can be written as

$$\sigma = c_0 \sum_a \int_x^1 \frac{dz}{z} \hat{\sigma}_a(z, \mu^2) \frac{M^2}{zs} f_{a/p}\left(\frac{M^2}{zs}, \mu^2\right), \quad (4)$$

where in the $\overline{\text{MS}}$ factorisation scheme

$$\hat{\sigma}_a(z, \mu^2) = \alpha(\mu^2)\delta(1 - z)\delta_{a\gamma} + \frac{\alpha^2(\mu^2)}{2\pi} \left[-2 + 3z + z p_{\gamma q}(z) \ln \frac{M^2(1 - z)^2}{z\mu^2} \right] \sum_{i \in \{q, \bar{q}\}} e_i^2 \delta_{ai} + \dots, \quad (5)$$

where e_i is the charge of quark flavour i and $z p_{\gamma q}(z) = 1 + (1 - z)^2$. To understand which terms we choose to

keep, observe that the photon will be suppressed by αL relative to the quark and gluon distributions, which are of order $(\alpha_s L)^n$, where $L = \ln \mu^2/m_p^2 \sim 1/\alpha_s$. The first term in Eq. (3) is of order $\alpha^2 L(\alpha_s L)^n$, the second one is of order $\alpha^2(\alpha_s L)^n$. We neglect terms that would be of order $\alpha^3 L(\alpha_s L)^n$ or $\alpha^2 \alpha_s(\alpha_s L)^n$. By requiring the equivalence of Eqs. (3) and (4) up to the orders considered, one obtains (in the $\overline{\text{MS}}$ scheme):

$$x f_{\gamma/p}(x, \mu^2) = \frac{1}{2\pi\alpha(\mu^2)} \int_x^1 \frac{dz}{z} \left\{ \int_{\frac{x^2 m_p^2}{1-z}}^{\frac{\mu^2}{1-z}} \frac{dQ^2}{Q^2} \alpha^2(Q^2) \left[\left(z p_{\gamma q}(z) + \frac{2x^2 m_p^2}{Q^2} \right) F_2(x/z, Q^2) - z^2 F_L\left(\frac{x}{z}, Q^2\right) \right] - \alpha^2(\mu^2) z^2 F_2\left(\frac{x}{z}, \mu^2\right) \right\}, \quad (6)$$

where the result includes all terms of order $\alpha L(\alpha_s L)^n$, $\alpha(\alpha_s L)^n$ and $\alpha^2 L^2(\alpha_s L)^n$ [33]. Within our accuracy $\alpha_{\text{ph}}(-Q^2) \approx \alpha(Q^2)$. The conversion to the $\overline{\text{MS}}$ factorisation scheme, the last term in Eq. (6), is small (see Fig. 2).

From Eq. (6) we have derived expressions up to order $\alpha\alpha_s$ for the $P_{\gamma q}$, $P_{\gamma g}$ and $P_{\gamma\gamma}$ splitting functions using known results for the F_2 and F_L coefficient functions and for the QED β -function. Those expressions agree with the results of a direct evaluation in Ref. [34].

The evaluation of Eq. (6) requires information on F_2 and F_L . Firstly (and somewhat unusually in a PDF context), we will need the elastic contributions to F_2 and F_L ,

$$F_2^{\text{el}}(x, Q^2) = \frac{[G_E(Q^2)]^2 + [G_M(Q^2)]^2 \tau}{1 + \tau} \delta(1 - x), \quad (7a)$$

$$F_L^{\text{el}}(x, Q^2) = \frac{[G_E(Q^2)]^2}{\tau} \delta(1 - x), \quad (7b)$$

where $\tau = Q^2/(4m_p^2)$ and G_E and G_M are the electric and magnetic Sachs form factors of the proton (see e.g. Eqs.(19) and (20) of Ref. [35]). A widely used approximation for $G_{E,M}$ is the dipole form $G_E(Q^2) = 1/(1 + Q^2/m_{\text{dip}}^2)^2$, $G_M(Q^2) = \mu_p G_E(Q^2)$ with $m_{\text{dip}}^2 = 0.71 \text{ GeV}^2$ and $\mu_p \simeq 2.793$. This form is of interest for understanding qualitative asymptotic behaviours, predicting $f_{\gamma/p}(x) \sim \alpha(1 - x)^4$ at large x dominated by the magnetic component, and $x f_{\gamma/p}(x) \sim \alpha \ln 1/x$ at small x dominated by the electric component. However for accurate results, we will rather make use of a recent fit to precise world data by the A1 collaboration [36], which shows clear deviations from the dipole form, with an impact of up to 10% on the elastic part of $f_{\gamma/p}(x)$ for $x \lesssim 0.5$. The data constrains the form factors for $Q^2 \lesssim 10 \text{ GeV}^2$. At large x , Eq. (6) receives contributions only from $Q^2 > x^2 m_p^2/(1 - x)$, which implies that the elastic contribution to $f_{\gamma/p}$ is known for $x \lesssim 0.9$. Note that the last term in Eq. (6) does not have an elas-

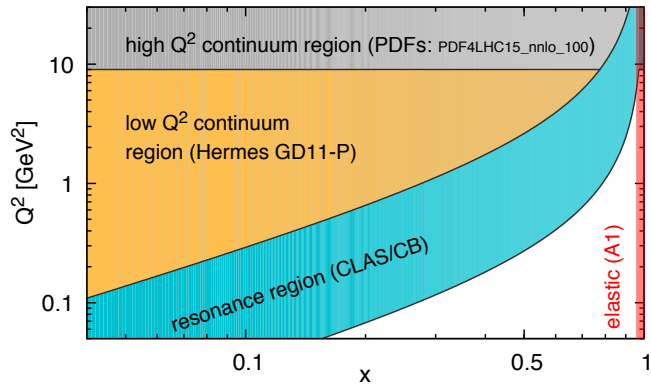


FIG. 1. Our breakup of the (x, Q^2) plane and the data for $F_2(x, Q^2)$ and $F_L(x, Q^2)$ we use in each region.

tic contribution for large μ^2 because of the rapid drop-off of $G_{E,M}$.

The inelastic components of F_2 and F_L contribute for $W^2 = m_p^2 + Q^2(1-x)/x > (m_p + m_{\pi^0})^2$. One needs data over a large range of x and Q^2 . This is available thanks to a long history of ep scattering studies. We break the inelastic part of the (x, Q^2) plane into three regions, as illustrated in Fig. 1. In the resonance region, $W^2 \lesssim 3.5 \text{ GeV}^2$ we use a fit to data by CLAS [37], and also consider an alternative fit to the world data by Christy and Bosted (CB) [38]. In the low- Q^2 continuum region we use the GD11-P fit by Hermes [39] based on the ALLM parametric form [40]. Both the GD11-P and CB resonance fits are constrained by photoproduction data, i.e. they extend down to $Q^2 = 0$. The CLAS fit also behaves sensibly there. (Very low Q^2 values play little role because the analytic properties of the $W^{\mu\nu}$ tensor imply that F_2 vanishes as Q^2 at fixed W^2 .) These fits are for $F_2(x, Q^2)$. We also require F_L , or equivalently $R = \sigma_L/\sigma_T$, which are related by

$$F_L(x, Q^2) = F_2(x, Q^2) \left(1 + \frac{4m_p^2 x^2}{Q^2} \right) \frac{R(x, Q^2)}{1 + R(x, Q^2)}, \quad (8)$$

and we use the parametrisation for R from HERMES [39], extended to vanish smoothly as $Q^2 \rightarrow 0$. The leading twist contribution to F_L is suppressed by $\alpha_s(Q^2)/(4\pi)$. At high Q^2 we determine F_2 and F_L from the PDF4LHC15_nnlo_100 [41] merger of NNLO [42, 43] global PDF fits [44–46], using massless NNLO coefficient functions [47–50] implemented in HOPPET [51–53].

In Fig. 2 we show the various contributions to our photon PDF, which we dub “LUXqed”, as a function of x , for a representative scale choice of $\mu = 100 \text{ GeV}$. There is a sizeable elastic contribution, with an important magnetic component at large values of x . The white line represents contributions arising from the $Q^2 < 1$ region of all the structure functions, including the full elastic

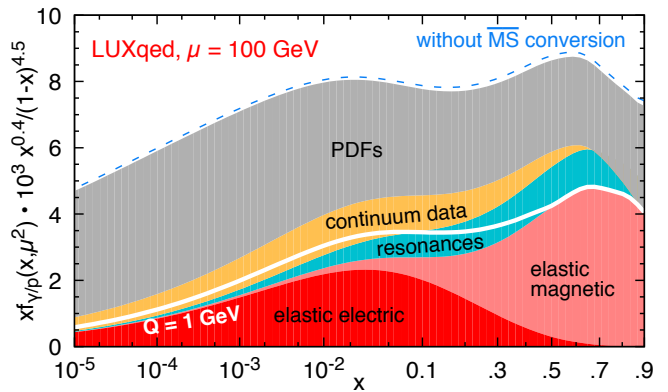


FIG. 2. Contributions to the photon PDF at $\mu = 100 \text{ GeV}$, multiplied by $10^3 x^{0.4}/(1-x)^{4.5}$, from the various components discussed in the text. For the inelastic part, the area below the white line is the contribution from $Q^2 \leq 1 (\text{GeV})^2$ in Eq. 6. The PDF would be the dashed blue line without the $\overline{\text{MS}}$ conversion term.

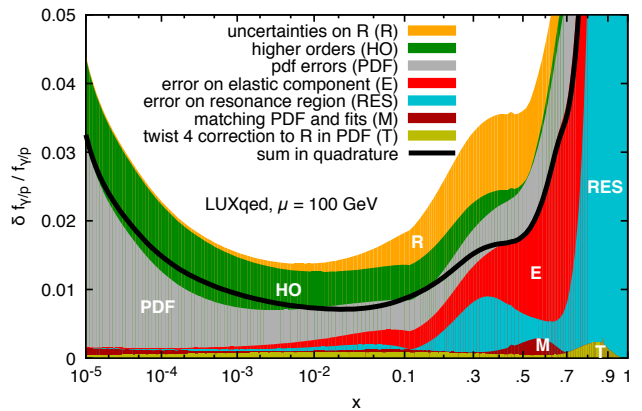


FIG. 3. Linearly stacked relative uncertainties on the photon PDF, from all sources we have considered, and their total sum in quadrature shown as a black line, which is our final uncertainty.

contribution. For the accuracy we are aiming at, all contributions that we have considered, shown in Fig. 2, have to be included, and inelastic contributions with $Q^2 < 1$ cannot be neglected. The photon momentum fraction is 0.43% at $\mu = 100 \text{ GeV}$.

In Fig. 3 we show the sources contributing to the uncertainty on our calculation of $f_{\gamma/p}$ at our reference scale $\mu = 100 \text{ GeV}$. They are stacked linearly and consist of: a conservative estimate of $\pm 50\%$ for the uncertainty on $R = \sigma_L/\sigma_T$ at scales $Q^2 < 9 \text{ GeV}^2$ (R); standard 68%CL uncertainties on the PDFs, applied to scales $Q^2 \geq 9 \text{ GeV}^2$ (PDF); a conservative estimate of the uncertainty on the elastic form factors, equal to the sum in quadrature of the fit error and of the estimated size of the two-photon exchange contribution in [36] (E); an estimate of the uncertainty in the resonance region taken

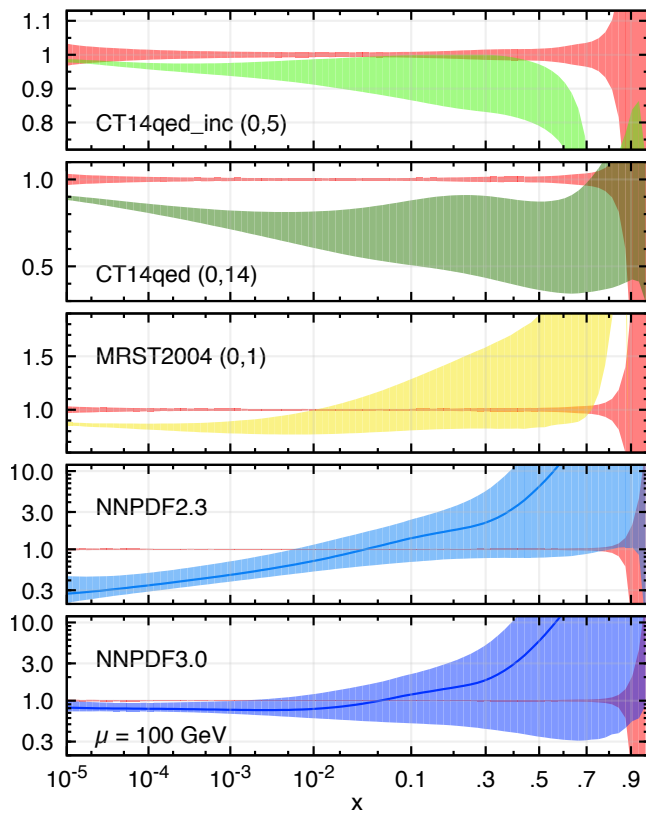


FIG. 4. The ratio of common PDF sets to our LUXqed result, along with the LUXqed uncertainty band (light red). The CT14 and MRST bands correspond to the range from the PDF members shown in brackets (95% cl. in CT14’s case). The NNPDF bands span from $\max(\mu_r - \sigma_r, r_{16})$ to $\mu_r + \sigma_r$, where μ_r is the average (represented by the blue line), σ_r is the standard deviation over replicas, and r_{16} denotes the 16th percentile among replicas. Note the different y -axes for the panels.

as the difference between the CLAS and CB fits (RES); a systematic uncertainty due to the choice of the transition scale between the HERMES F_2 fit and the perturbative determination from the PDFs, obtained by reducing the transition scale from 9 to 5 GeV² (M); missing higher order effects, estimated using a modification of Eq. (6), with the upper bound of the Q^2 integration set to μ^2 and the last term adjusted to maintain $\alpha^2(\alpha_s L)^n$ accuracy (HO); a potential twist-4 contribution to F_L parametrised as a factor $(1 + 5.5 \text{ GeV}^2/Q^2)$ [54] for $Q^2 \geq 9 \text{ GeV}^2$ (T). One-sided errors are all symmetrised. Our final uncertainty, shown as a solid line in Fig. 3, is obtained by combining all sources in quadrature and is about 1-2% over a large range of x values.

In Fig. 4 we compare our LUXqed result for the $\overline{\text{MS}}$ $f_{\gamma/p}$ to determinations available publicly within LHAPDF [55]. Of the model-based estimates CT14qed_inc, CT14qed [23] and MRST2004 [21], it is CT14qed_inc that comes closest to LUXqed. Its model for the inelastic component is constrained by $ep \rightarrow e\gamma + X$ data from ZEUS [24]. It also

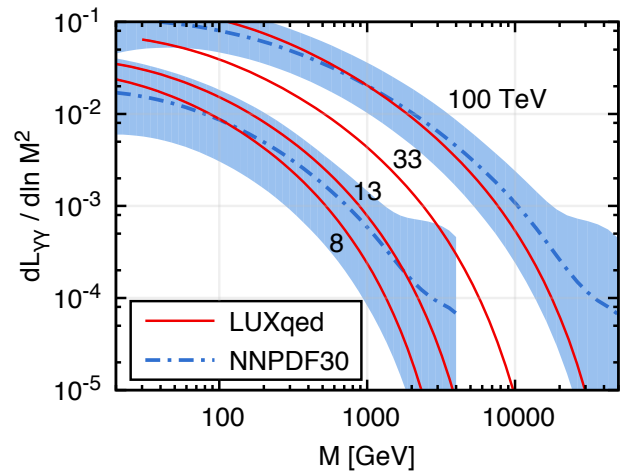


FIG. 5. $\gamma\gamma$ luminosity in pp collisions as a function of the $\gamma\gamma$ invariant mass M , at four collider centre-of-mass energies. The NNPDF30 results are shown only for 8 and 100 TeV. The uncertainty of our LUXqed results is smaller than the width of the lines.

includes an elastic component. Note however that, for the neutron, CT14qed_inc neglects the important neutron magnetic form factor. As for the model-independent determinations, NNPDF30 [56], which notably extends NNPDF23 [22] with full treatment of $\alpha(\alpha_s L)^n$ terms in the evolution [57], almost agrees with our result at small x . At large x its band overlaps with our result, but the central value and error are both much larger.

Similar features are visible in the corresponding $\gamma\gamma$ partonic luminosities, defined as

$$\frac{dL_{\gamma\gamma}}{d\ln M^2} = \frac{M^2}{s} \int \frac{dz}{z} f_{\gamma/p}(z, M^2) f_{\gamma/p}\left(\frac{M^2}{zs}, M^2\right), \quad (9)$$

and shown in Fig. 5, as a function of the $\gamma\gamma$ invariant mass M , for several centre-of-mass energies.

As an application, we consider $pp \rightarrow HW^+(\rightarrow \ell^+\nu) + X$ at $\sqrt{s} = 13 \text{ TeV}$, for which the total cross section without photon-induced contributions is $91.2 \pm 1.8 \text{ fb}$ [6], with the error dominated by (non-photonic) PDF uncertainties. Using HAWK 2.0.1 [58], we find a photon-induced contribution of $5.5^{+4.3}_{-2.9} \text{ fb}$ with NNPDF30, to be compared to $4.4 \pm 0.1 \text{ fb}$ with LUXqed.

In conclusion, we have obtained a formula (i.e. Eq. (6)) for the $\overline{\text{MS}}$ photon PDF in terms of the proton structure functions, which includes all terms of order αL ($\alpha_s L$)ⁿ, $\alpha(\alpha_s L)^n$ and $\alpha^2 L^2$ ($\alpha_s L$)ⁿ. Our method can be easily generalised to higher orders in α_s and holds for any hadronic bound state. Using current experimental information on F_2 and F_L for protons we obtain a photon PDF with much smaller uncertainties than existing determinations, as can be seen from Fig. 4. The photon PDF has a substantial contribution from the elastic form factor ($\sim 20\%$) and from the resonance region ($\sim 5\%$) even for high values of $\mu \sim 100\text{--}1000 \text{ GeV}$. Our

photon distribution, incorporating quarks and gluons from PDF4LHC15_nnlo_100 [41] and evolved with a QED-extended version of HOPPET will be made available as part of the LHAPDF library and from <http://cern.ch/luxqed>.

We would like to thank Silvano Simula who provided us with a code for the CLAS parametrisation, Jan Bernauer for discussions of the A1 results and fits and Gunar Schnell for bringing the HERMES GD11-P fit to our attention and providing the corresponding code. We also thank Markus Diehl, Stefan Dittmaier, Stefano Forte, Kirill Melnikov and Jesse Thaler for helpful discussions. This work was supported in part by ERC Consolidator Grant HICCUP, ERC Advanced Grant Higgs@LHC, a grant from the Simons Foundation (#340281 to Anesh Manohar), by DOE grant DE-SC0009919, and NSF grant NSF PHY11-25915. We also acknowledge MITP (GZ) and KITP (GPS, GZ) for hospitality while this work was being completed.

* On leave from CNRS, UMR 7589, LPTHE, F-75005, Paris, France

- [1] E. Fermi, *Z. Phys.* **29**, 315 (1924).
- [2] C. F. von Weizsacker, *Z. Phys.* **88**, 612 (1934).
- [3] E. J. Williams, *Phys. Rev.* **45**, 729 (1934).
- [4] M. Ciccolini, A. Denner, and S. Dittmaier, *Phys. Rev. D* **77**, 013002 (2008), arXiv:0710.4749 [hep-ph].
- [5] A. Denner, S. Dittmaier, S. Kallweit, and A. Muck, *JHEP* **03**, 075 (2012), arXiv:1112.5142 [hep-ph].
- [6] LHCHSWG Yellow Report 4: Part I Standard Model Predictions <https://cds.cern.ch/record/2150771>.
- [7] G. Aad *et al.* (ATLAS), *Eur. Phys. J.* **C76**, 291 (2016), arXiv:1512.02192 [hep-ex].
- [8] G. Aad *et al.* (ATLAS), (2016), arXiv:1606.01736 [hep-ex].
- [9] E. Accomando, J. Fiaschi, F. Hautmann, S. Moretti, and C. H. Shepherd-Themistocleous, arXiv:1606.06646 [hep-ph].
- [10] S. Alioli *et al.*, arXiv:1606.02330 [hep-ph].
- [11] D. Bourilkov, (2016), arXiv:1606.00523 [hep-ph].
- [12] D. Pagani, I. Tsinikos, and M. Zaro, arXiv:1606.01915 [hep-ph].
- [13] M. Luszczak, A. Szczurek, and C. Royon, *JHEP* **02**, 098 (2015), arXiv:1409.1803 [hep-ph].
- [14] A. Denner, S. Dittmaier, M. Hecht, and C. Pasold, *JHEP* **02**, 057 (2016), arXiv:1510.08742 [hep-ph].
- [15] M. Ababekri, S. Dulat, J. Isaacson, C. Schmidt, and C. P. Yuan, arXiv:1603.04874 [hep-ph].
- [16] B. Biedermann, A. Denner, S. Dittmaier, L. Hofer, and B. Jäger, *Phys. Rev. Lett.* **116**, 161803 (2016), arXiv:1601.07787 [hep-ph].
- [17] B. Biedermann, M. Billoni, A. Denner, S. Dittmaier, L. Hofer, B. Jäger, and L. Salfelder, *JHEP* **06**, 065 (2016), arXiv:1605.03419 [hep-ph].
- [18] W. Yong, Z. Ren-You, M. Wen-Gan, L. Xiao-Zhou, and G. Lei, arXiv:1604.04080 [hep-ph].
- [19] *Search for resonances decaying to photon pairs in 3.2 fb⁻¹ of pp collisions at $\sqrt{s} = 13$ TeV with the ATLAS detector*, Tech. Rep. ATLAS-CONF-2015-081 (CERN, Geneva, 2015).
- [20] *Search for new physics in high mass diphoton events in proton-proton collisions at $\sqrt{s} = 13$ TeV*, Tech. Rep. CMS-PAS-EXO-15-004 (CERN, Geneva, 2015).
- [21] A. D. Martin, R. G. Roberts, W. J. Stirling, and R. S. Thorne, *Eur. Phys. J.* **C39**, 155 (2005), arXiv:hep-ph/0411040 [hep-ph].
- [22] R. D. Ball, V. Bertone, S. Carrazza, L. Del Debbio, S. Forte, A. Guffanti, N. P. Hartland, and J. Rojo (NNPDF), *Nucl. Phys.* **B877**, 290 (2013), arXiv:1308.0598 [hep-ph].
- [23] C. Schmidt, J. Pumplin, D. Stump, and C. P. Yuan, *Phys. Rev.* **D93**, 114015 (2016), arXiv:1509.02905 [hep-ph].
- [24] S. Chekanov *et al.* (ZEUS), *Phys. Lett.* **B687**, 16 (2010), arXiv:0909.4223 [hep-ex].
- [25] A. De Rujula and W. Vogelsang, *Phys. Lett.* **B451**, 437 (1999), arXiv:hep-ph/9812231 [hep-ph].
- [26] M. Gluck, C. Pisano, and E. Reya, *Phys. Lett.* **B540**, 75 (2002), arXiv:hep-ph/0206126 [hep-ph].
- [27] V. M. Budnev, I. F. Ginzburg, G. V. Meledin, and V. G. Serbo, *Phys. Rept.* **15**, 181 (1975).
- [28] A. D. Martin and M. G. Ryskin, *Eur. Phys. J.* **C74**, 3040 (2014), arXiv:1406.2118 [hep-ph].
- [29] L. A. Harland-Lang, V. A. Khoze, and M. G. Ryskin, *Eur. Phys. J.* **C76**, 255 (2016), arXiv:1601.03772 [hep-ph].
- [30] L. A. Harland-Lang, V. A. Khoze, and M. G. Ryskin, *JHEP* **03**, 182 (2016), arXiv:1601.07187 [hep-ph].
- [31] M. Drees and D. Zeppenfeld, *Phys. Rev.* **D39**, 2536 (1989).
- [32] K. A. Olive *et al.* (Particle Data Group), *Chin. Phys.* **C38**, 090001 (2014), [Structure Functions Review].
- [33] The part of the integrand in square brackets appears also in Refs. [59, 60], though the integration limits differ.
- [34] D. de Florian, G. F. R. Sborlini, and G. Rodrigo, *Eur. Phys. J.* **C76**, 282 (2016), arXiv:1512.00612 [hep-ph].
- [35] G. Ricco, S. Simula, and M. Battaglieri, *Nucl. Phys.* **B555**, 306 (1999), arXiv:hep-ph/9901360 [hep-ph].
- [36] J. C. Bernauer *et al.* (A1), *Phys. Rev.* **C90**, 015206 (2014), arXiv:1307.6227 [nucl-ex].
- [37] M. Osipenko *et al.* (CLAS), *Phys. Rev.* **D67**, 092001 (2003), arXiv:hep-ph/0301204 [hep-ph].
- [38] M. E. Christy and P. E. Bosted, *Phys. Rev.* **C81**, 055213 (2010), arXiv:0712.3731 [hep-ph].
- [39] A. Airapetian *et al.* (HERMES), *JHEP* **05**, 126 (2011), arXiv:1103.5704 [hep-ex].
- [40] H. Abramowicz, E. M. Levin, A. Levy, and U. Maor, *Phys. Lett.* **B269**, 465 (1991).
- [41] J. Butterworth *et al.*, *J. Phys.* **G43**, 023001 (2016), arXiv:1510.03865 [hep-ph].
- [42] S. Moch, J. A. M. Vermaseren, and A. Vogt, *Nucl. Phys.* **B688**, 101 (2004), arXiv:hep-ph/0403192 [hep-ph].
- [43] A. Vogt, S. Moch, and J. A. M. Vermaseren, *Nucl. Phys.* **B691**, 129 (2004), arXiv:hep-ph/0404111 [hep-ph].
- [44] R. D. Ball *et al.* (NNPDF), *JHEP* **04**, 040 (2015), arXiv:1410.8849 [hep-ph].
- [45] L. A. Harland-Lang, A. D. Martin, P. Motylinski, and R. S. Thorne, *Eur. Phys. J.* **C75**, 204 (2015), arXiv:1412.3989 [hep-ph].
- [46] S. Dulat, T.-J. Hou, J. Gao, M. Guzzi, J. Huston, P. Nadolsky, J. Pumplin, C. Schmidt, D. Stump, and C. P. Yuan, *Phys. Rev.* **D93**, 033006 (2016), arXiv:1506.07443 [hep-ph].

- [47] W. L. van Neerven and E. B. Zijlstra, Phys. Lett. **B272**, 127 (1991).
- [48] E. B. Zijlstra and W. L. van Neerven, Nucl. Phys. **B383**, 525 (1992).
- [49] W. L. van Neerven and A. Vogt, Nucl. Phys. **B568**, 263 (2000), arXiv:hep-ph/9907472 [hep-ph].
- [50] W. L. van Neerven and A. Vogt, Nucl. Phys. **B588**, 345 (2000), arXiv:hep-ph/0006154 [hep-ph].
- [51] G. P. Salam and J. Rojo, Comput. Phys. Commun. **180**, 120 (2009), arXiv:0804.3755 [hep-ph].
- [52] M. Cacciari, F. A. Dreyer, A. Karlberg, G. P. Salam, and G. Zanderighi, Phys. Rev. Lett. **115**, 082002 (2015), arXiv:1506.02660 [hep-ph].
- [53] F. A. Dreyer and A. Karlberg, (2016), arXiv:1606.00840 [hep-ph].
- [54] A. M. Cooper-Sarkar, I. Abt, B. Foster, M. Wing, V. Myronenko, and K. Wichmann, in *24th International Workshop on Deep-Inelastic Scattering and Related Subjects (DIS 2016) Hamburg, Germany, April 11-15, 2016* (2016) arXiv:1605.08577 [hep-ph].
- [55] A. Buckley, J. Ferrando, S. Lloyd, K. Nordström, B. Page, M. Rüfenacht, M. Schönherr, and G. Watt, Eur. Phys. J. **C75**, 132 (2015), arXiv:1412.7420 [hep-ph].
- [56] V. Bertone and S. Carrazza, arXiv:1606.07130 [hep-ph].
- [57] V. Bertone, S. Carrazza, and J. Rojo, Comput. Phys. Commun. **185**, 1647 (2014), arXiv:1310.1394 [hep-ph].
- [58] A. Denner, S. Dittmaier, S. Kallweit, and A. Mück, Comput. Phys. Commun. **195**, 161 (2015), arXiv:1412.5390 [hep-ph].
- [59] H. Anlauf, H. D. Dahmen, P. Manakos, T. Mannel, and T. Ohl, *Workshop on Physics at HERA Hamburg, Germany, October 29-30, 1991*, Comput. Phys. Commun. **70**, 97 (1992).
- [60] A. Mukherjee and C. Pisano, Eur. Phys. J. **C30**, 477 (2003), arXiv:hep-ph/0306275 [hep-ph].