

Standard Rothe Tableaux

Neil J. Y. Fan

Department of Mathematics
Sichuan University, Chengdu, Sichuan 610064, P.R. China

fan@scu.edu.cn

Abstract

Edelman and Greene constructed a bijection between the set of standard Young tableaux and the set of balanced Young tableaux of the same shape. Fomin, Greene, Reiner and Shimozono introduced the notion of balanced Rothe tableaux of a permutation w , and established a bijection between the set of balanced Rothe tableaux of w and the set of reduced words of w . In this paper, we introduce the notion of standard Rothe tableaux of w , which are tableaux obtained by labelling the cells of the Rothe diagram of w such that each row and each column is increasing. We show that the number of standard Rothe tableaux of w is smaller than or equal to the number of balanced Rothe tableaux of w , with equality if and only if w avoids the four patterns 2413, 2431, 3142 and 4132. When w is a dominant permutation, i.e., 132-avoiding, the Rothe diagram of w is a Young diagram, so this reduces to the result of Edelman and Greene.

Keywords: standard Rothe tableau, balanced Rothe tableau, jeu de taquin

1 Introduction

Let S_n denote the group of permutations on $\{1, 2, \dots, n\}$. Given $w_0 = n \cdots 21 \in S_n$, Stanley [6] showed algebraically that the number of reduced words of w_0 is equal to the number of standard staircase Young tableaux of shape $(n-1, \dots, 1)$. In [2], Edelman and Greene introduced the notion of balanced Young tableaux, and showed that the number of balanced staircase Young tableaux of shape $(n-1, \dots, 1)$ is equal to the number of reduced words of w_0 . Furthermore, they constructed a bijection between the set of standard Young tableaux and the set of balanced Young tableaux of any shape, which proved the result of Stanley combinatorially.

Notice that the Rothe diagram of a dominant permutation, i.e., 132-avoiding, is a Young diagram, see, for example, [4]. It is natural to generalize the results of [2] to the Rothe tableaux of a permutation. In [3], Fomin, Greene, Reiner and Shimozono introduced the notion of balanced Rothe tableaux of any permutation w , and constructed a simple bijection between the set of reduced words of w and the set of balanced Rothe tableaux of w .

In this paper, we introduce the notion of standard Rothe tableaux of w , which are tableaux obtained by labelling the cells of the Rothe diagram of w with consecutive

integers $1, 2, \dots$, such that each row and each column is increasing. The result of Edelman and Greene [2] can be viewed as a bijection between standard Rothe tableaux and balanced Rothe tableaux for dominant permutations. For a general permutation w , we show that the number of standard Rothe tableaux of w is smaller than or equal to the number of balanced Rothe tableaux of w , with equality if and only if w avoids the four patterns 2413, 2431, 3142 and 4132. Moreover, when the equality holds, we provide an explicit formula for such number of standard Rothe tableaux.

Let $SRT(w)$ denote the set of standard Rothe tableaux of w . If w avoids the four patterns 2413, 2431, 3142 and 4132, we show that each connected component of the Rothe diagram of w is a Young diagram, and any two Young diagrams are nonintersecting, i.e., have no cells in the same row or column. Thus $|SRT(w)|$ can be expressed as the product of the numbers of some standard Young tableaux. On the other hand, if w contains one of these four patterns, the main steps of our proof are to first establish an injection η , called the lifting operation, from $SRT(w)$ to $SRT(\tilde{w})$, where \tilde{w} is a dominant permutation. Then by using the lifting operation η , we show that there is an injective but not surjective map from $SRT(w)$ to the set of reduced words of w .

We proceed to recall some notation and definitions. It is well known that S_n is a Coxeter group with generator set $S = \{s_1, s_2, \dots, s_{n-1}\}$, where $s_i = (i, i+1)$ is the adjacent transposition interchanging i and $i+1$. Let $w \in S_n$ be a permutation, w can be expressed as a product of generators $w = s_{i_1} s_{i_2} \cdots s_{i_k}$. When the number of generators needed is the smallest, such a word is called reduced, and this number is called the length of w , denoted by $\ell(w)$. The set of reduced words of w is denoted by $R(w)$. Given a permutation $w = w_1 w_2 \cdots w_n$, we say that w avoids the pattern 132, if there does not exist $i_1 < i_2 < i_3$ such that $w_{i_1} < w_{i_3} < w_{i_2}$. In this case, we also say that w is a dominant permutation, or w is 132-avoiding. We can define other pattern avoiding permutations similarly.

Recall that the Rothe diagram $D(w)$ of a permutation $w = w_1 w_2 \cdots w_n$ is a diagram characterization of the inversions of w . Consider an $n \times n$ square grid, where we use (i, j) to denote the cell in row i and column j . We put a dot in the cell (i, w_i) for $1 \leq i \leq n$. Then the Rothe diagram $D(w)$ is the collection of cells B such that there is a dot to the right of B and there is a dot below B . A standard Rothe tableau of w is obtained by labelling the cells of $D(w)$ with integers $1, 2, \dots, \ell(w)$ such that each row and each column is strictly increasing.

To each cell $B(i, j)$ of $D(w)$, the hook $H_{i,j}(D)$ is the set of cells (i', j') of $D(w)$ such that $i = i'$ and $j' \geq j$, or $j = j'$ and $i' \geq i$. A labelling of the cells of $D(w)$ is called balanced, if for each hook $H_{i,j}(D)$, after rearranging the labels in $H_{i,j}(D)$ increasingly from right to left and from top to bottom, the label of the cell (i, j) remains unchanged. A balanced Rothe tableau of w is a tableau obtained by giving a balanced labelling of $D(w)$ with integers $1, 2, \dots, \ell(w)$. Denote the set of balanced Rothe tableaux of w by $BRT(w)$. In particular, when $D(w)$ is a Young diagram of shape λ , $BRT(w)$ is also the set of balanced Young tableaux of shape λ , denoted by $BYT(\lambda)$.

For example, Figure 1(a) gives the Rothe diagram $D(w)$ for $w = 426315$, Figure 1(b) provides a standard Rothe tableau of w , and Figure 1(c) illustrates a balanced Rothe tableau of w .

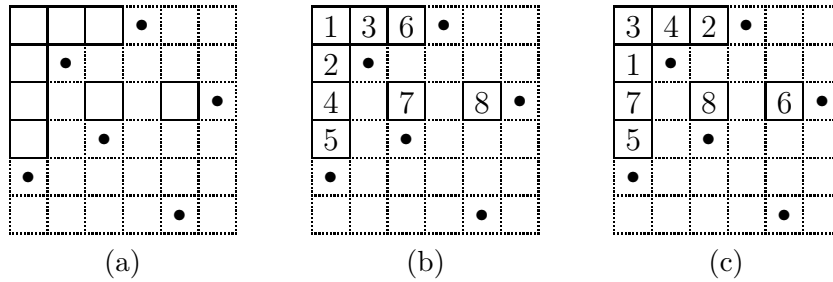


Figure 1: $D(w)$ for $w = 426315$, a standard Rothe tableau and a balanced Rothe tableau of w .

2 Promotion on tableaux

In this section, we review some basic definitions and operations on Young tableaux and recall some results of Edelman and Greene in [2] that we need.

A partition of n is a nonnegative integer sequence $\lambda = (\lambda_1, \dots, \lambda_k)$, denoted $\lambda \vdash n$, such that $\lambda_1 \geq \dots \geq \lambda_k \geq 0$ and $|\lambda| = \lambda_1 + \dots + \lambda_k = n$. A skew Young diagram of shape λ/μ is a collection of row cells such that the k -th row begins at the $(\mu_k + 1)$ -st position and has $\lambda_k - \mu_k$ cells, where $\lambda = (\lambda_1, \dots, \lambda_k), \mu = (\mu_1, \dots, \mu_k)$ are partitions and $\lambda_i \geq \mu_i$ for $1 \leq i \leq k$. A standard skew Young tableau T of shape λ/μ is a filling of the Young diagram of shape λ/μ with integers $1, 2, \dots, |\lambda| - |\mu|$ such that each row and each column is increasing. When $\mu = \emptyset$, a standard skew Young tableau of shape λ is called a standard Young tableau. The set of standard Young tableaux of shape λ is denoted by $SYT(\lambda)$.

The jeu de taquin slide of Schützenberger [5] can be described as follows, see also Stanley [7].

Given a standard skew Young tableau T of skew shape λ/μ , pick an adjacent empty cell c that can be added to the skew diagram λ/μ , that is, c shares at least one edge with some cell in T , and $\{c\} \cup \lambda \setminus \mu$ is also a skew diagram. There are two kinds of slide, the inward slide and the outward slide, depending on whether c lies to the upper left or the lower right of T .

The inward slide begins with that c lies to the upper left of T . Slide the number from its neighbouring cells to its right or below into c ; if c has both neighbours, then pick the smaller one. If the cell that just has been emptied has no neighbour to its right or below, then the slide terminates. Otherwise, slide a number into that cell according to the same rule as before, and continue in this way until the slide is terminated. The outward slide begins with that c lies to the lower right of T . Slide the number from its neighbouring cells to its left or above into c , picking the larger one if there is a choice.

Denote the inward (resp., outward) jeu de taquin slide by inward (resp., outward) *jdt* for short. The sequences of empty cells during the inward (resp., outward) *jdt* are called the inward (resp., outward) *jdt* path. The inward (resp., outward) *jdt* path is a directed path, beginning at the first empty cell.

It is easy to see that after either one of the slide transformation, the resulting tableau

(with the added empty cell removed) is still a skew standard Young tableau.

Definition 2.1 Given $T \in SYT(\lambda)$ with $\lambda \vdash n$, the promotion operation on T , denoted by $\partial(T)$, is defined as follows:

Find the cell (i, j) of T that contains n , and delete (i, j) to create an empty cell. Apply outward jdt from (i, j) to create an empty cell at the upper left of λ . (It is necessarily the cell $(1, 1)$.) Put 0 in the empty cell. Now add 1 to each entry of the current filling of λ to obtain $\partial(T)$.

Figure 2 is an illustration of the construction of the promotion. The outward jdt path consists of the cells in green.

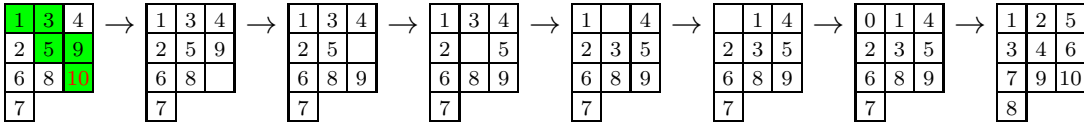


Figure 2: The construction of the promotion $\partial(T)$.

Definition 2.2 Given $T \in SYT(\lambda)$ with $\lambda \vdash n$, the dual-promotion operation on T , denoted by $\partial^*(T)$, is defined as follows:

Find the cell (i, j) of T that contains 1, and delete (i, j) to create an empty cell. Apply inward jdt from (i, j) to create an empty cell at the lower right of λ . Put $n + 1$ in the empty cell. Now subtract 1 to each entry of the current filling of λ to obtain $\partial^*(T)$.

Figure 3 is an example of the construction of the dual-promotion. The inward jdt path consists of the cells in green.

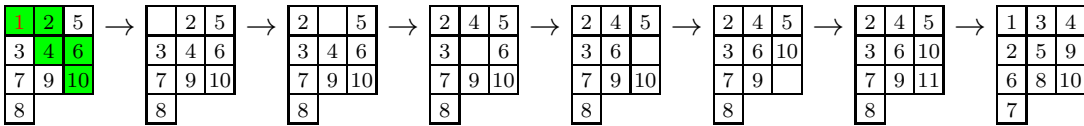


Figure 3: The construction of the dual-promotion $\partial^*(T)$.

It is easy to see that ∂ and ∂^* are inverses to each other. The following proposition was shown by Edelman and Greene in [2, Corollary 7.23].

Proposition 2.3 Let $T \in SYT(\delta)$ such that $\delta = (n - 1, \dots, 2, 1)$. Then

$$\partial^L(T) = T^t,$$

where $L = n(n - 1)/2$ and T^t is the transpose of T . Clearly, $(\partial^*)^L(T) = \partial^L(T) = T^t$.

We proceed to recall some results in [2]. Given a standard staircase Young tableau T of shape $(n-1, \dots, 2, 1)$ and let $L = n(n-1)/2$, we can use the promotion operator repeatedly to obtain an integer sequence a_1, \dots, a_L as follows. Let $\partial^0(T) = T$. For $1 \leq k \leq L$, at the k -th step, apply ∂ to $\partial^{k-1}(T)$, denote a_k by the column coordinate of the first cell we deleted, i.e., the cell containing n . Let

$$\Gamma(T) = s_{a_1} s_{a_2} \cdots s_{a_L}. \quad (2.1)$$

Edelman and Greene [2, Theorem 5.4] showed that

Theorem 2.4 *The map Γ is a bijection between $\text{SYT}(\delta)$ and $R(w_0)$, where $w_0 = n \cdots 21$ and $\delta = (n-1, \dots, 2, 1)$.*

In fact, in [2, Theorem 5.4], $\Gamma(T)$ is defined to be equal to $s_{a_L} \cdots s_{a_2} s_{a_1}$, which is also a reduced word for w_0 , since $w_0^{-1} = w_0$. However, we find it is more convenient to reverse the order of the sequence $s_{a_L} \cdots s_{a_2} s_{a_1}$ for our purpose.

Figure 4 is an example of the construction of $\Gamma(T)$. The outward jdt paths are the cells in green. The cells containing the first deleted entry (namely, 10) at each step of the promotion are

$$(2, 3), (4, 1), (3, 2), (4, 1), (1, 4), (2, 3), (3, 2), (1, 4), (4, 1), (2, 3), \quad (2.2)$$

respectively. Thus

$$\Gamma(T) = s_3 s_1 s_2 s_1 s_4 s_3 s_2 s_4 s_1 s_3,$$

which is a reduced expression of $w_0 = 54321$.

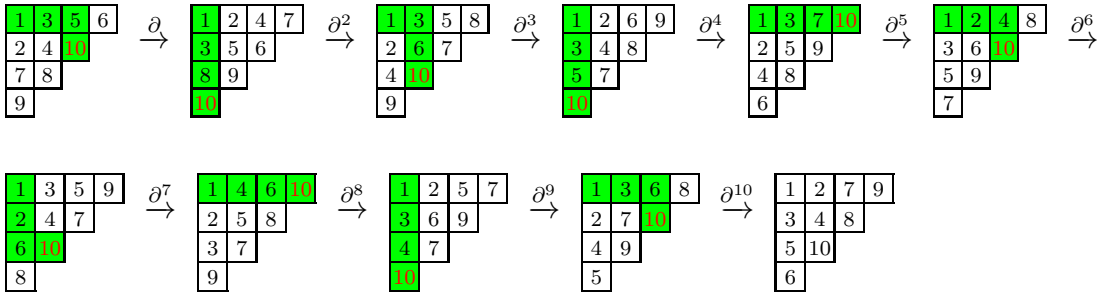


Figure 4: The construction of $\Gamma(T)$.

We can obtain the reverse of $\Gamma(T)$ by applying ∂^* to T . For example, Figure 5 is an illustration of applying ∂^* ten times to the first tableau in Figure 4. The inward jdt paths are the cells in green.

If we record the positions of the last cells of the inward jdt paths at each step, we would obtain the sequence

$$(3, 2), (1, 4), (4, 1), (2, 3), (3, 2), (4, 1), (1, 4), (2, 3), (1, 4), (3, 2). \quad (2.3)$$

Compare with (2.2), we find that the reverse of column coordinates of (2.2) equals to the row coordinates of the sequences in (2.3). Let $\Gamma^*(T) = s_{a'_1} s_{a'_2} \cdots s_{a'_L}$, where $a'_1 a'_2 \cdots a'_L$ is the sequence of row coordinates of the last cells at each step of the inward jdt path during applying ∂^* L times to T . We have

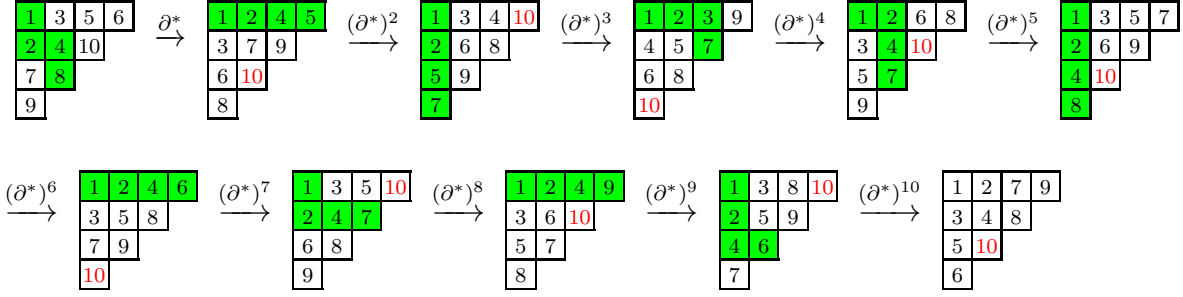


Figure 5: The construction of $\Gamma^*(T)$.

Proposition 2.5 *Let $T \in SYT(\delta)$ with $\delta = (n-1, \dots, 2, 1)$. Then $\Gamma(T)$ and $\Gamma^*(T)$ are reverses to each other.*

Proof. Let $L = n(n-1)/2$. For $0 \leq k \leq L-1$, since $\partial^k(T)^t = \partial^L(\partial^k(T)) = \partial^{L+k}(T)$ and $\partial^k(T^t) = \partial^k(\partial^L(T)) = \partial^{L+k}(T)$, we have

$$\partial^k(T)^t = \partial^k(T^t).$$

Assume that during applying ∂ to $\partial^k(T)$ to obtain $\partial^{k+1}(T)$, the first cell we deleted is (i, j) . Then if we apply ∂^* to $\partial^{k+1}(T)$, we would obtain $\partial^k(T)$, and the last cell in the inward jdt path is also (i, j) . Clearly, if we we apply ∂^* to $\partial^{k+1}(T)^t$, the last cell in the inward jdt path is (j, i) . On the other hand,

$$\partial^{k+1}(T)^t = \partial^{k+1}(T^t) = (\partial^*)^{-k-1}((\partial^*)^L(T)) = (\partial^*)^{L-k-1}(T).$$

That is to say, during applying ∂ L times to T , if the deleted cells are

$$(i_1, j_1), (i_2, j_2), \dots, (i_L, j_L),$$

then during applying ∂^* L times to T , the last cells in the inward jdt paths are

$$(j_L, i_L), \dots, (j_2, i_2), (j_1, i_1).$$

This completes the proof. ■

For a general Young tableau T with shape $\lambda \vdash n$, in order to obtain a balanced tableau of the same shape as T , Edelman and Greene [2] first “pack” T into a staircase Young tableau T^+ in a canonical way. That is, let λ^+ be the smallest staircase shape which contains λ . Let L denote the number of cells in λ^+ . Then T^+ is the tableau obtained from T by filling the cells of the skew shape λ^+/λ with $\{n+1, n+2, \dots, L\}$ from top to bottom and from left to right, see Figure 6 for an example.

The following proposition is a generalization of Theorem 2.4.

Proposition 2.6 *Let $T \in SYT(\lambda)$ with $\lambda \vdash n$. Assume that T^+ has L entries and $\Gamma(T^+) = s_{a_1}s_{a_2} \cdots s_{a_L}$. Then $\Omega(T) = s_{a_{L-n+1}}s_{a_{L-n+2}} \cdots s_{a_L}$ is a reduced word for the permutation $w = s_{a_{L-n}} \cdots s_{a_2}s_{a_1}w_0$ and $D(w)$ has the same shape as T . Moreover, Ω is a bijection between $SRT(w)$ and $R(w)$.*



Figure 6: A standard Young Tableau T and the corresponding T^+ .

Proof. Assume that T^+ has $N - 1$ columns, then $L = N(N - 1)/2$ and $w_0 = N \cdots 21$. Let S denote the set of cells containing the added entries $n + 1, \dots, L$ from T to T^+ . It is easy to see that during applying ∂ to T^+ , the cells of S always remain in the same column, and the first $|S|$ deleted cells are the cells of S containing the entries $L, \dots, n + 1$, respectively.

More specifically, the indices a_1, \dots, a_{L-n} of the first $|S|$ entries of $\Gamma(T^+)$ can be obtained by reading the column coordinates of the cells of S in T^+ containing the entries $L, \dots, n + 1$, respectively. For example, if T is the tableau in Figure 6, then the first 6 entries of $\Gamma(T^+)$ are $(s_1)(s_2)(s_3s_2)(s_4s_3)$.

Since $\Gamma(T^+) = s_{a_1}s_{a_2} \cdots s_{a_L}$ is a reduced word for w_0 , we see that $\Omega(T) = s_{a_{L-n+1}} \cdots s_{a_{L-1}}s_{a_L}$ is a reduced word for the permutation $w = s_{a_{L-n}} \cdots s_{a_2}s_{a_1}w_0$. Note that the effect of multiplying s_i on the left of a permutation π is to interchange the positions of i and $i + 1$ in π . Thus, if $i + 1$ appears to the left of i in π , the Rothe diagram $D(s_i\pi)$ can be obtained from $D(\pi)$ by deleting the rightmost cell in the k -th row, where $\pi_k = i + 1$. In particular, assume that $D(\pi)$ is a Young diagram of shape $\mu = (\mu_1, \dots, \mu_k)$ such that $\mu_i > \mu_{i+1}$ for some $1 \leq i \leq k$. Then if we delete the last cell in the i -th row of $D(\pi)$, we would obtain $D(s_{\mu_i}\pi)$.

Since $D(w_0)$ is a staircase Young diagram, and a_1, \dots, a_{L-n} can be obtained by reading the column coordinates of the cells of S in T^+ containing $L, \dots, n + 1$, respectively, we see that the Rothe diagram of $w = s_{a_{L-n}} \cdots s_{a_2}s_{a_1}w_0$ can be obtained by deleting the cells of T^+ that containing entries $L, \dots, n + 1$ in turn. Consequently, $\Omega(T) = s_{a_{L-n+1}} \cdots s_{a_{L-1}}s_{a_L}$ is a reduced word for the permutation w such that $D(w)$ has the same shape as T .

It is easy to see that Ω is an injection from $SRT(w)$ to $R(w)$. On the other hand, by the results of [2, Theorem 2.2] and [3, Theorem 2.4], we see that

$$|SRT(w)| = |SRT(\lambda)| = |BYT(\lambda)| = |BYT(w)| = |R(w)|.$$

Thus Ω is a bijection between $R(w)$ and $SRT(w)$, where $D(w)$ is a Young diagram. This completes the proof. \blacksquare

For example, for the standard staircase tableau T^+ in Figure 6, we have $\Gamma(T^+) = s_1s_2s_3s_2s_4s_3s_5s_1s_2s_4s_3s_2s_1s_4s_2$, and then $\Omega(T) = s_5s_1s_2s_4s_3s_2s_1s_4s_2$ is a reduced word for $632415 = s_3s_4s_2s_3s_2s_1w_0$.

3 The equality case

In this section, we show that if w avoids the patterns 2413, 2431, 3142 and 4132, then $|SRT(w)|$ equals to $|BRT(w)|$, and further give a closed formula for these numbers. Notice that each of these four patterns contains a 132 pattern, thus when w is 132-avoiding, this reduces to result of Edelman and Greene [2] on the equinumerous between $SYT(\lambda)$ and $BYT(\lambda)$ for any partition λ .

Recall that the Lehmer code of a permutation $w = w_1 \cdots w_n$ is defined by $c(w) = (c_1, \dots, c_n)$ where

$$c_i = |\{j > i : w_j < w_i\}|.$$

In other words, c_i is the number of cells in the i -th row of the Rothe diagram of w . Obviously, $c_1 + \cdots + c_n = \ell(w)$. Given two permutations $u = u_1 \cdots u_k \in S_k$ and $v = v_1 \cdots v_{n-k} \in S_{n-k}$, define the direct sum of u and v to be the permutation

$$u \oplus v = u_1 \cdots u_k(v_1 + k) \cdots (v_{n-k} + k).$$

A permutation $w \in S_n$ is called decomposable if it can be expressed as the direct sum of two nontrivial permutations (meaning, $1 \leq k \leq n-1$), and indecomposable otherwise. Every permutation has a unique expression as the direct sum of indecomposable permutations. For example, let $w = 312486759$. Then w can be uniquely expressed as $w = w^1 \oplus w^2 \oplus w^3 \oplus w^4$, where $w^1 = 312$, $w^2 = 1$, $w^3 = 4231$ and $w^4 = 1$.

Theorem 3.1 *Let $w \in S_n$ be a permutation that avoids the patterns 2413, 2431, 3142 and 4132. Assume that $w = w^1 \oplus \cdots \oplus w^k$, where w^i is indecomposable and $c(w^i) = \lambda_i$ for $1 \leq i \leq k$. Then each λ_i is a partition and*

$$|SRT(w)| = |BRT(w)| = \binom{\ell(w)}{|\lambda_1|, \dots, |\lambda_k|} \prod_{i=1}^k f^{\lambda_i},$$

where f^{λ_i} is the number of standard Young tableaux of shape λ_i .

Proof. We first claim that each w^i ($1 \leq i \leq k$) is 132-avoiding. In fact, since each of w^1, \dots, w^k is indecomposable, we need only to show that w^1 is 132-avoiding. Suppose to the contrary that w^1 contains a 132 pattern. We claim that w^1 must contain one of the four patterns: 2413, 2431, 3142 or 4132, which is a contradiction. To prove the claim, let $w^1 = w_1^1 w_2^1 \cdots w_m^1$ and $w_{i_1}^1 w_{i_2}^1 w_{i_3}^1$ forms a 132 pattern such that (i_1, i_2, i_3) is the lexicographically smallest. There are two cases.

Case 1. $i_1 > 1$. Since (i_1, i_2, i_3) is the lexicographically smallest, we find that $w_{i_1}^1 > w_{i_3}^1$. Thus there will be a 3142 pattern (if $w_{i_3}^1 < w_1^1 < w_{i_2}^1$) or 4132 pattern (if $w_1^1 > w_{i_2}^1$). The claim follows.

Case 2. $i_1 = 1$. Since w^1 is indecomposable, we have $w_1^1 > 1$. Let w_t^1 be the largest number appearing before $w_{i_2}^1$. If $w_t^1 = w_1^1$, then one of the numbers $1, 2, \dots, w_1^1 - 1$ must appear after $w_{i_2}^1$, there will be a 2413 or 2431 pattern. Suppose that $w_t^1 > w_1^1$. Since (i_1, i_2, i_3) is the lexicographically smallest, we must have $w_t^1 < w_{i_3}^1$, and all the numbers $w_t^1 + 1, \dots, w_{i_3}^1 - 1$ appear after $w_{i_3}^1$. Moreover, all the numbers $w_1^1 + 1, \dots, w_t^1 - 1$ appear

before w_t^1 . Since w^1 is indecomposable, one of the numbers $1, 2, \dots, w_1^1 - 1$ must appear after $w_{i_2}^1$. It is easy to check that there will form a 2413 or 2431 pattern again. This proves the claim.

Therefore, each of $c(w^1), \dots, c(w^k)$ is a partition. It is also easy to see that $D(w)$ can be divided into k nonintersecting Young diagrams (maybe empty), i.e., no two Young diagrams have cells in the same row or column. Since $|SYT(\lambda)| = |BYT(\lambda)| = f^\lambda$ for any partition λ and $|\lambda_1| + \dots + |\lambda_k| = \ell(w)$, the theorem follows. \blacksquare

It is worth mentioning that in [1], Atkinson and Stitt considered the enumeration of the number of permutations that avoiding 4213, 2413, 3142 and 3241 and obtained a generating function for these numbers. Let a_n denote the number of permutations in S_n that avoid the four patterns 2413, 2431, 3142 and 4132. After applying a complement and reversing the permutations, we find that a_n equals to the number of permutations avoiding 4213, 2413, 3142 and 3241. The following proposition is due to [1].

Proposition 3.2 *We have*

$$\begin{aligned} \sum_{n=1}^{\infty} a_n x^n &= \frac{-2x}{1 - 5x + 2x^2 - (1-x)\sqrt{1-4x}} \\ &= x + 2x^2 + 6x^3 + 20x^4 + 69x^5 + 243x^6 + \dots \end{aligned}$$

4 The general case

In this section, we show that if w contains one of the four patterns 2413, 2431, 3142 and 4132, then $|SRT(w)|$ is strictly smaller than $|BRT(w)|$. The strategy is to establish an injective but not surjective map from $SRT(w)$ to $R(w)$. To this end, we first construct an injection η from $SRT(w)$ to $SRT(\tilde{w})$ such that $\eta(T) \in SRT(\tilde{w})$ is a Young tableau for any $T \in SRT(w)$, where \tilde{w} is dominant. Then we can obtain a reduced word of w from $\Omega(\eta(T)) \in R(\tilde{w})$. Finally, we show that this process can not produce all the reduced words of w .

In fact, it is enough to show the case that w is indecomposable. Clearly, if w contains one of the four patterns 2413, 2431, 3142 and 4132, then w is not a dominant permutation. The idea is to change w into a dominant permutation. Recall that if i is an ascent of w , i.e., $w_i < w_{i+1}$, then $D(ws_i)$ can be obtained from $D(w)$ by first adding a cell (i, w_i) to $D(w)$, and then moving the cells (if there exist) of $D(w)$ that are in the $(i+1)$ -st row and to the right of the column w_i to the i -th row.

The lifting operation η_i :

Let $w = w_1 \cdots w_n$ be an indecomposable permutation. Suppose that i is the first ascent of w . Let $T \in SRT(w)$ be a standard Rothe tableau of w . We construct a map η_i on T , called the lifting of T at (i, w_i) , as follows.

- (i) Apply outward jdt from the empty cell (i, w_i) of T to create a new empty cell. Denote this outward jdt path by P_{η_i} . Since i is the first ascent of w , (c_1, \dots, c_{i-1}) forms a partition, the created empty cell is necessarily $(1, 1)$.

(ii) Fill $(1, 1)$ with 0, and then add 1 to all the entries of T .

(iii) Move the cells of T that are in the $(i + 1)$ -st row and to the right of the column w_i to the i -th row.

For example, let $w = 426315$. Then $i = 2$ is the first ascent of w . Let T be the standard Rothe tableau in Figure 1(b), then $\eta_2(T)$ can be constructed as in Figure 7. We omit the dotted lines of the Rothe diagrams, and the empty cell $(2, w_2)$ of T is the cell with a dot. The outward jdt path P_{η_2} consists of the cells in green.

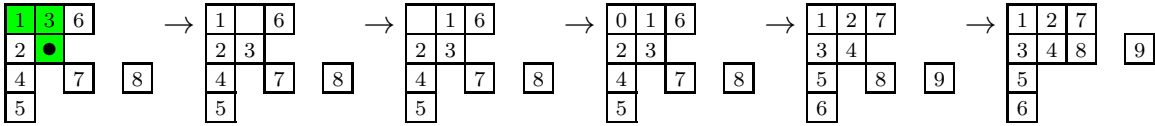


Figure 7: Applying η_2 to the tableau Figure 1(b).

There are several simple facts about the lifting operation η_i that we need.

Fact 1. All the cells $(m, w_i) \notin \eta_i(T)$, where $m \geq i + 1$.

Fact 2. In $\eta_i(T)$, the entry in the cell $(i, w_i + 1)$ (if exists) is larger than the entries in the cells (i, w_i) and $(i + 1, w_i - 1)$ (if exists).

Since the lifting operation applies to the first ascent of w , it is easy to check that we have the following fact.

Fact 3. If we can apply η_{i_1} to T at (i_1, j_1) , and then apply η_{i_2} to $\eta_{i_1}(T)$ at (i_2, j_2) , and (i_2, j_2) lies to the northeast of (i_1, j_1) , then we must have $i_1 = i_2 + 1$ and $j_1 < j_2$.

By Fact 2, it is easy to see that $\eta_i(T) \in SRT(ws_i)$, and η_i is an injection from $SRT(w)$ to $SRT(ws_i)$. We can apply the lifting operations η_i repeatedly to “kill” the ascents of w to change w into a dominant permutation, and change T into a standard Young tableau eventually. The worst situation is that we have to change w into w_0 , but most of the time we do not need to. For the running example in Figure 7, we need apply η_1 to $\eta_2(T)$ further to reach a standard Young tableau, see Figure 8.

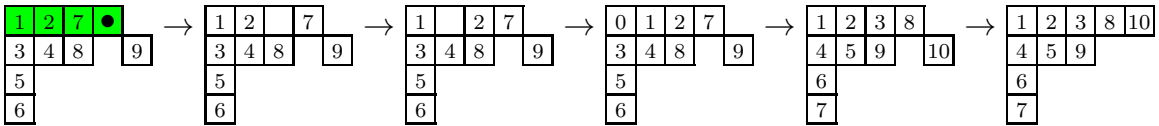


Figure 8: Applying η_1 to $\eta_2(T)$.

For simplicity, denote $\eta_i(T) = Ts_i$, and let

$$\eta(T) = \eta_{i_k} \circ \cdots \circ \eta_{i_1}(T) = Ts_{i_1} s_{i_2} \cdots s_{i_k}, \quad (4.1)$$

where the $\tilde{w} = ws_{i_1} s_{i_2} \cdots s_{i_k}$ is a dominant permutation and $Ts_{i_1} s_{i_2} \cdots s_{i_k} \in SRT(\tilde{w})$ is a standard Young tableau. Obviously, η is an injection from $SRT(w)$ to $SRT(\tilde{w})$. Now we can state the main theorem of this section.

Theorem 4.1 *Let w be an indecomposable permutation. Suppose that $T \in SRT(w)$, and $\eta(T) = Ts_{i_1}s_{i_2} \cdots s_{i_k}$ is a standard Young tableau. Then $\Omega(\eta(T))$ ends with $s_{i_1}s_{i_2} \cdots s_{i_k}$.*

Proof. By Proposition 2.5 and Proposition 2.6, it is enough to show that $\Gamma^*(\eta(T))$ begins with $s_{i_k} \cdots s_{i_2}s_{i_1}$. That is, after ‘‘packing’’ $\eta(T)$ into a staircase tableau $\eta(T)^+$, we apply dual-promotions ∂^* repeatedly to $\eta(T)^+$, we need to show that the first k inward jdt paths end in rows i_k, \dots, i_2, i_1 , respectively.

Let $w^0 = w$ and $T^0 = T$. For $1 \leq j \leq k$, let $w^j = ws_{i_1} \cdots s_{i_j}$ and $T^j = Ts_{i_1} \cdots s_{i_j}$. Recall that T^j is obtained from T^{j-1} by first applying outward jdt beginning at the cell $(i_j, w_{i_j}^{j-1})$, and then moving the cells of T^{j-1} that are in the $(i_j + 1)$ -st row and to the right of the column $w_{i_j}^{j-1}$ to the i_j -th row.

We aim to show that for $1 \leq r \leq k$, when we apply ∂^* to $(\partial^*)^{r-1}(\eta(T)^+)$, the inward jdt path P_r must contain the $(k - r + 1)$ -st outward jdt path $P_{\eta_{i_{k-r+1}}}$, so P_r contains the cell $(i_{k-r+1}, w_{i_{k-r+1}}^{k-r})$. Moreover, after P_r arrives at $(i_{k-r+1}, w_{i_{k-r+1}}^{k-r})$, it will not go downward anymore and ends at the i_{k-r+1} -th row eventually.

We make induction on r . Let us consider the case $r = 1$ first. Denote the set of cells containing the added numbers when we ‘‘pack’’ $\eta(T)$ into $\eta(T)^+$ by S . Clearly, all the entries in the cells of S are larger than the entries of $\eta(T)$. Moreover, by Fact 1, the cell $(i_k + 1, w_{i_k}^{k-1}) \in S$, then all the cells $(i_k + 1, b) \in S$, where $b \geq w_{i_k}^{k-1}$. Since the outward jdt and inward jdt are inverses to each other, it is easy to see that the first inward jdt path P_1 contains the last outward jdt path $P_{\eta_{i_k}}$, and after P_1 arrives at $(i_k, w_{i_k}^{k-1})$, it will end in the i_k -th row.

Assume that after applying ∂^* r ($r \geq 1$) times to $\eta(T)^+$, the first r inward jdt paths P_1, \dots, P_r contain the outward jdt paths $P_{\eta_{i_k}}, \dots, P_{\eta_{i_{k-r+1}}}$, arrive at the cells

$$(i_k, w_{i_k}^{k-1}), \dots, (i_{k-r+1}, w_{i_{k-r+1}}^{k-r}), \quad (4.2)$$

and end in rows i_k, \dots, i_{k-r+1} , respectively. Firstly, we show that the $(r+1)$ -st inward jdt path P_{r+1} will contain the $(k-r)$ -th outward jdt path $P_{\eta_{i_{k-r}}}$ and arrive at $(i_{k-r}, w_{i_{k-r}}^{k-r-1})$.

For $0 \leq j \leq k$, let γ^j be the standard Young tableau formed by the connected component of T^j containing $(1, 1)$. Clearly, $\gamma^k = \eta(T)$. By the construction of the lifting operation, if we apply ∂^* to γ^j ($j \geq 1$), the inward jdt path will contain the j -th outward jdt path $P_{\eta_{i_j}}$, which contains the cell $(i_j, w_{i_j}^{j-1})$. Moreover, if we delete the cells (i_j, b) ($b \geq w_{i_j}^{j-1}$) from $\partial^*(\gamma^j)$, we would obtain γ^{j-1} .

Therefore, if we delete the cells

$$\{(i_t, b) : k - r + 1 \leq t \leq k \text{ and } b \geq w_{i_t}^{t-1}\}, \quad (4.3)$$

of $(\partial^*)^r(\eta(T)^+)$ and also delete the cells of S , we would obtain γ^{k-r} . Clearly, if we apply ∂^* to γ^{k-r} , the inward jdt path would coincide with the $(k-r)$ -th outward jdt path $P_{\eta_{i_{k-r}}}$ and arrives at $(i_{k-r}, w_{i_{k-r}}^{k-r-1})$. Since P_{r+1} is a directed path and begins at $(1, 1)$, it is easy to see that the cells of S have no effect on the route of P_{r+1} . Thus we need to show that the cells in (4.3) have no effect on the route of P_{r+1} .

In fact, it will be seen that it suffices to show that the cells

$$\{(i_t, w_{i_t}^{t-1}) : k - r + 1 \leq t \leq k\}, \quad (4.4)$$

have no effect on the route of P_{r+1} . There are two situations that one of the cells in (4.4), say $(i_t, w_{i_t}^{t-1})$, may change the route of P_{r+1} .

Case 1. P_{r+1} should go downward, but $(i_t, w_{i_t}^{t-1})$ makes it go right. We claim that this can not happen. It is obvious that $(i_t, w_{i_t}^{t-1})$ lies to north of $(i_{k-r}, w_{i_{k-r}}^{k-r-1})$. If $(i_t, w_{i_t}^{t-1})$ lies to the northwest of $(i_{k-r}, w_{i_{k-r}}^{k-r-1})$, then $(i_t, w_{i_t}^{t-1})$ does not appear in (4.2), and can not affect the route of P_{r+1} . If $(i_t, w_{i_t}^{t-1})$ lies to the northeast of $(i_{k-r}, w_{i_{k-r}}^{k-r-1})$, then we must have $w_{i_t}^{t-1} = w_{i_{k-r}}^{k-r-1} + 1$. By Fact 3, we have

$$i_t = i_{k-r} - 1 \quad \text{and} \quad w_{i_t}^{t-1} = w_{i_{k-r}}^{k-r-1} + 1.$$

Since the lifting operation applies to the first ascent of w , we see that $(i_t, w_{i_t}^{t-1})$ is one of the cells in (4.2). Thus the $(k - t + 1)$ -st inward jdt path P_{k-t+1} appears before P_{r+1} . By Fact 2, the cell $(i_t, w_{i_t}^{t-1} + 1)$ of $(\partial^*)^{k-t}(\eta(T)^+)$ was either moved above from the $(i_t + 1)$ -st row of T^{t-1} or belongs to S , we see that the entry in $(i_t, w_{i_t}^{t-1} + 1)$ is larger than the entry in $(i_t + 1, w_{i_t}^{t-1} - 1)$ in $(\partial^*)^{k-t}(\eta(T)^+)$. By the induction hypothesis, P_{k-t+1} contains $(i_t, w_{i_t}^{t-1})$ and ends in the i_t -th row. Thus, in $(\partial^*)^{k-t+1}(\eta(T)^+)$, the entry in $(i_t, w_{i_t}^{t-1})$ (which equals to the entry in $(i_t, w_{i_t}^{t-1} + 1)$ of $(\partial^*)^{k-t}(\eta(T)^+)$ minus one), is larger than the entry in $(i_t + 1, w_{i_t}^{t-1} - 1)$ (which equals to the entry in $(i_t + 1, w_{i_t}^{t-1} - 1)$ of $(\partial^*)^{k-t}(\eta(T)^+)$ minus one). Therefore, after P_{r+1} arrives at $(i_t, w_{i_t}^{t-1} - 1)$, it will not go right. This proves the claim.

For example, let $r = 1$ and $k = 5$. In Figure 9, $\partial^*(\eta(T)^+)$ is the third tableau in the second row. The cell $(3, 2)$ belongs to P_1 , if we delete the cells $(3, 2), (3, 3)$ and the cells of S in $\partial^*(\eta(T)^+)$, we would obtain γ^4 , which is the fifth tableau in the first row. If we apply ∂^* to γ^4 , the inward jdt path will coincide with the fourth outward jdt path, which consists of the green cells of the fourth tableau in the first row. However, the cell $(3, 2)$ would not affect the route of P_2 , since in $\partial^*(\eta(T)^+)$, the entry in the cell $(3, 2)$ was moved above from the fourth row of T^4 (the fifth tableau in the first row), which is larger than the entry in $(4, 1)$ of $\partial^*(\eta(T)^+)$.

Case 2. P_{r+1} should go right, but $(i_t, w_{i_t}^{t-1})$ makes it go downward. Clearly, $(i_t, w_{i_t}^{t-1})$ lies to the west of $(i_{k-r}, w_{i_{k-r}}^{k-r-1})$. If $(i_t, w_{i_t}^{t-1})$ lies to the northwest of $(i_{k-r}, w_{i_{k-r}}^{k-r-1})$, then $(i_t, w_{i_t}^{t-1})$ does not appear in (4.2), and can not affect the route of P_{r+1} . If $(i_t, w_{i_t}^{t-1})$ lies to the southwest of $(i_{k-r}, w_{i_{k-r}}^{k-r-1})$, then by Fact 3 we have

$$i_t = i_{k-r} + 1 \quad \text{and} \quad w_{i_t}^{t-1} < w_{i_{k-r}}^{k-r-1}.$$

By the construction of the lifting operation, it is easy to see that $(i_t, w_{i_t}^{t-1})$ does not appear in (4.2) either.

For example, in the second row of Figure 9, the green cells of the fourth tableau consist of the third inward jdt P_3 . The route of P_3 will not be affected by the cell $(2, 2)$, since $(2, 2)$ appears after $(4, 1)$ in the inward jdt process.

Next we show that after P_{r+1} arrives at $(i_{k-r}, w_{i_{k-r}}^{k-r-1})$, it will end in the i_{k-r} -th row at last. There are two cases to consider according to whether the cell $(i_{k-r} + 1, w_{i_{k-r}}^{k-r-1})$ belongs to S or not in $\eta(T)^+$.

Case 1. $(i_{k-r} + 1, w_{i_{k-r}}^{k-r-1}) \in S$. It is obvious that all the cells to the right of $(i_{k-r} + 1, w_{i_{k-r}}^{k-r-1})$ also belong to S . It is easy to see that P_{r+1} will end in the i_{k-r} -th row in this case.

Case 2. $(i_{k-r} + 1, w_{i_{k-r}}^{k-r-1}) \notin S$. We claim that $(i_{k-r} + 1, w_{i_{k-r}}^{k-r-1})$ appears in (4.2). By Fact 1, after applying outward jdt beginning at the position $(i_{k-r}, w_{i_{k-r}}^{k-r-1})$, the cell $(i_{k-r} + 1, w_{i_{k-r}}^{k-r-1})$ is empty. Moreover, the only way that $(i_{k-r} + 1, w_{i_{k-r}}^{k-r-1})$ can belong to $\eta(T)$ is to apply an outward jdt beginning at this cell. Therefore, if $(i_{k-r} + 1, w_{i_{k-r}}^{k-r-1}) \notin S$ in $\eta(T)^+$, this means that we have applied an outward jdt beginning at this cell. Thus, $(i_{k-r} + 1, w_{i_{k-r}}^{k-r-1})$ appears in (4.2). Let $i_{k-r} + 1 = i_{k-m+1}$ for some integer m such that $m \leq r$. Then the m -th inward jdt path P_m contains $(i_{k-r} + 1, w_{i_{k-r}}^{k-r-1})$ and appears before P_{r+1} .

Let (i_{k-r}, b) be a cell to the right of $(i_{k-r}, w_{i_{k-r}}^{k-r-1})$ in $(\partial^*)^r(\eta(T)^+)$, where $b \geq w_{i_{k-r}}^{k-r-1}$. It suffices to show that, in $(\partial^*)^r(\eta(T)^+)$, the entry in the cell $(i_{k-r}, b + 1)$ is smaller than the entry in the cell $(i_{k-r} + 1, b)$, if exists. Since P_m appears before P_{r+1} , and by the induction hypothesis, P_m ends at the $(i_{k-r} + 1)$ -st row, we see that the cell $(i_{k-r} + 1, b)$ of $(\partial^*)^r(\eta(T)^+)$ belongs to P_m and appears at the position $(i_{k-r} + 1, b + 1)$ of $(\partial^*)^{m-1}(\eta(T)^+)$. Of course, in $(\partial^*)^{m-1}(\eta(T)^+)$, the entry in the cell $(i_{k-r}, b + 1)$ is smaller than the entry in the cell $(i_{k-r} + 1, b + 1)$. This completes the proof. \blacksquare

Figure 9 gives an example of the proof of Theorem 4.1. The first tableau T belongs to $SRT(w)$ for $w = 246153$. After applying $\eta_1, \eta_2, \eta_1, \eta_4, \eta_3$ in turn to T , we obtain the standard Young tableau $\eta(T)$ as the first tableau in the second row of Figure 9. The cells $(1, 2), (2, 2), (1, 4), (4, 1), (3, 2)$ containing a dot are the cells of the outward jdt beginning with at each step of the lifting operation. When we apply ∂^* to $\eta(T)^+$ repeatedly, the 5 inward jdt paths arrive at the cells $(3, 2), (4, 1), (1, 4), (2, 2), (1, 2)$ and end in the rows 3, 4, 1, 2, 1, respectively.

By Theorem 4.1, it is obvious that η is an injection from $SRT(w)$ to

$$\{M \in SRT(\tilde{w}) : \Omega(M) \text{ ends with } s_{i_1} s_{i_2} \cdots s_{i_k}\}. \quad (4.5)$$

Since there is a bijection ζ between $R(w)$ and

$$\{\tau \in R(\tilde{w}) : \tau \text{ ends with } s_{i_1} s_{i_2} \cdots s_{i_k}\}, \quad (4.6)$$

and Ω is a bijection between the two sets (4.5) and (4.6), we see that

$$|R(w)| = |\{M \in SRT(\tilde{w}) : \Omega(M) \text{ ends with } s_{i_1} s_{i_2} \cdots s_{i_k}\}| \quad (4.7)$$

and

$$\zeta \circ \Omega \circ \eta : SRT(w) \xrightarrow{\eta} SRT(\tilde{w}) \xrightarrow{\Omega} R(\tilde{w}) \xrightarrow{\zeta} R(w) \quad (4.8)$$

is an injection from $SRT(w)$ to $R(w)$. Thus

$$|SRT(w)| \leq |R(w)| = |BRT(w)|. \quad (4.9)$$

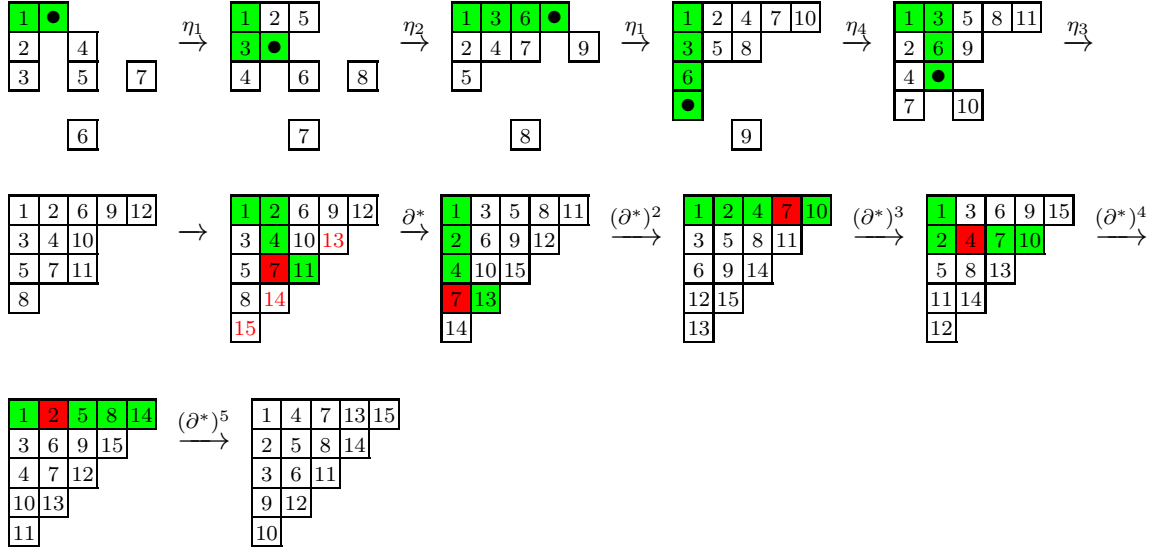


Figure 9: An illustration of the proof of Theorem 4.1.

The following theorem, combining with Theorem 3.1, shows that $|SRT(w)| = |BRT(w)|$ if and only if w avoids the four patterns 2431, 2413, 3142 and 4132.

Theorem 4.2 *Let w be a permutation that contains one of the four patterns 2413, 2431, 3142 and 4132. Then $|SRT(w)|$ is strictly smaller than $|BRT(w)|$.*

Proof. It is enough to consider the case that w is indecomposable. Given $T \in SRT(w)$, suppose that $\eta(T) = Ts_{i_1} \cdots s_{i_k}$ is a standard Young tableau of $SRT(ws_{i_1} \cdots s_{i_k})$, and $\Omega(\eta(T))$ ends with $s_{i_1} \cdots s_{i_k}$. In fact, it suffices to show the case that $k = 1$, i.e., $\eta(T) = Ts_i$ is a standard Young tableau of $SRT(ws_i)$ and $\Omega(\eta(T))$ ends with s_i . That is, we need to show that

$$\begin{aligned}
 |SRT(w)| &= |\{M \in SRT(ws_i) : M = \eta(T) \text{ for some } T \in SRT(w)\}| \\
 &< |\{M \in SRT(ws_i) : \Omega(M) \text{ ends with } s_i\}| = |R(w)| = |BRT(w)|,
 \end{aligned}$$

where ws_i is a dominant permutation.

Recall that in the construction of $\eta(T) = \eta_i(T)$, we first apply an outward jdt from the empty cell (i, w_i) of T to create the empty cell $(1, 1)$. Then we put 0 to $(1, 1)$ and add 1 to all the entries of T . Finally, we move the cells of T that in the $(i + 1)$ -st row and to the right of the column w_i to the i -th row. There are two cases of the position of the cell (i, w_i) as illustrated in Figure 10. It is possible that a tableau satisfies both cases, see, e.g., the last tableau in the first row of Figure 9.

We refer a, b, c, x to the cells as well as the entries in the corresponding cells. In both cases in Figure 10, we have $a' = a + 1, b' = b + 1, c' = c + 1$ and $x' = x + 1$. The key observation is that since Ts_i is a Young tableau, all the cells a, b, c belong to T . Since T is standard, in both cases, we have $c \geq a + 2$, then $c' \geq a' + 2$. By the proof of Theorem 4.1, when we apply the dual-promotion ∂^* to $\eta(T)^+$, the inward jdt path will contain x', a', c' and ends in the same row as a' .

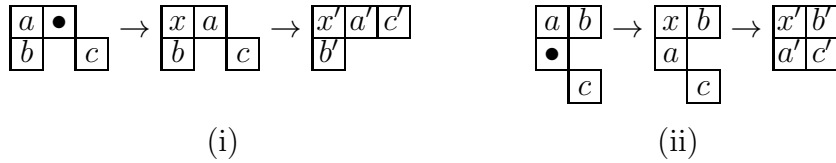


Figure 10: The two cases of the lifting operation η_i .

Therefore, the common feature of the tableaux $\eta(T)$ for any $T \in SRT(w)$ is that when we apply ∂^* to $\eta(T)^+$ the inward jdt path contains two adjacent cells a' and c' in the same row and $c' \geq a' + 2$. It is easy to construct a standard Young tableau M of shape $D(ws_i)$ such that when we apply ∂^* to M^+ , the inward jdt path contains two adjacent cells a' and c' in the same row but $c' = a' + 1$. This completes the proof. \blacksquare

Acknowledgements. This work was supported by the Research Fund for the Doctoral Program of Higher Education (Grant No. 20130181120103) and the National Natural Science Foundation of China (Grant No. 11401406).

References

- [1] M. Atkinson and T. Stitt, Restricted permutations and the wreath product, *Discrete Math.* 259 (2002) 19-36.
- [2] P. Edelman and C. Greene, Balanced tableaux, *Adv. Math.* 99 (1987) 42-99.
- [3] S. Fomin, C. Greene, V. Reiner and M. Shimozono, Balanced labellings and Schubert polynomials, *European J. Combin.* 18 (1997) 373-389.
- [4] I. G. Macdonald, Notes on Schubert Polynomials, *Laboratoire de combinatoire et d'informatique mathématique (LACIM), Université du Québec à Montréal, Montréal, 1991.*
- [5] M.-P. Schützenberger, La correspondance de Robinson, in *Combinatoire et représentation du groupe symétrique* (D. Foata ed.), *Lecture Notes in Math.* 579 (1997), 59-113.
- [6] R. P. Stanley, On the number of reduced decompositions of elements of Coxeter groups, *European J. Combin.* 5 (1984) 359-372.
- [7] R. P. Stanley, *Enumerative Combinatorics, Vol. 2*, Cambridge University Press, Cambridge, 1999.