

# Approximate Smoothing and Parameter Estimation in High-Dimensional State-Space Models

Axel Finke\*      Sumeetpal S. Singh\*

Department of Engineering,  
University of Cambridge, UK

19th June 2022

We present approximate algorithms for performing smoothing in a class of high-dimensional state-space models via sequential Monte Carlo methods (‘particle filters’). In high dimensions, a prohibitively large number of Monte Carlo samples (‘particles’) – growing exponentially in the dimension of the state space – is usually required to obtain a useful smoother. Using blocking strategies as in Rebeschini and van Handel (2015) (and earlier pioneering work on blocking referenced below), we exploit the spatial ergodicity properties of the model to circumvent this curse of dimensionality. We thus obtain approximate smoothers that can be computed recursively in time and in parallel in space. First, we show that the bias of our blocked smoother is bounded uniformly in the time horizon and in the model dimension. We then approximate the blocked smoother with particles and derive the asymptotic variance of idealised versions of our blocked particle smoother to show that variance is no longer adversely effected by the dimension of the model. Finally, we employ our method to successfully perform maximum-likelihood estimation via stochastic gradient-ascent and stochastic expectation–maximisation algorithms in a 100-dimensional state-space model.

\*Supported by EPSRC Grant EP/K020153/1.

# 1 Introduction

Importance-sampling approaches known as sequential Monte Carlo (SMC) methods (or ‘particle filters’) are nowadays commonly used to perform inference in state-space models (Cappé et al., 2005; Doucet and Johansen, 2011) and more generally (Del Moral et al., 2006). In order to approximate certain ‘static’ model parameters, SMC methods are often employed within other algorithms, i.e. within Markov chain Monte Carlo (MCMC) or other SMC approaches for inference within the Bayesian paradigm (Andrieu et al., 2010; Chopin et al., 2013) or within stochastic gradient-ascent and stochastic expectation–maximisation algorithms for inference within the Frequentist paradigm (Poyiadjis et al., 2011). In both cases, it is imperative to control the error of SMC approximations of certain integrals with respect to the joint smoothing distribution.

Unfortunately, the number of Monte Carlo samples (termed ‘particles’ in this case) typically needs to scale exponentially in the dimension of the state space in order to control these errors. This ‘curse of dimensionality’ quickly leads to a prohibitive computational cost in higher dimensions.

In order to circumvent the the curse of dimensionality in the context of *fitting*, so called ‘blocking approximations’ have been introduced in the literature. For finite state-space dynamic Bayesian networks, blocked filter approximations were proposed by Boyen and Koller (1998, 1999b). SMC approximations of the *Boyen–Koller* algorithm were first considered in Ng et al. (2002). For models on general state spaces Brandao et al. (2006); Besada-Portas et al. (2009) used similar algorithms. Rebeschini and van Handel (2015) termed such algorithms blocked particle filters and showed that they permit approximations of filter marginals which are bounded uniformly in the time horizon and model dimension as long as the model is sufficiently ergodic in both space and time. Other attempts at circumventing the curse of dimensionality by introducing additional intermediate SMC steps were made in MacCormick and Blake (2000); Wüthrich et al. (2015); Beskos et al. (2014). However, for problems without a very specific conditional-independence structure, these strategies induce models which are no longer Markov which may cause difficulties in an SMC context. For state-space models with Gaussian-mixture transitions, the *iterated auxiliary particle filter* introduced by Guarniero et al. (2015) can make Bayesian inference via particle MCMC methods (Andrieu et al., 2010) feasible in high dimensions.

The problem of performing *smoothing* for high-dimensional state-space models has received much less attention thus far. For *small finite* state spaces, Boyen and Koller (1999a) attempted a simple approximate forward–backward recursion and more sophisticated blocked smoothing algorithms are developed by Ala-

Luhtala et al. (nd) independently of the present work. However, for *general* (e.g. large discrete or even continuous) state spaces, efficient smoothing algorithms in high dimensions have not been investigated in the literature.

The goal of this work is thus to exploit blocking strategies to devise approximate versions of particle smoothing algorithms known as *backward sampling* (Godsill et al., 2004) and *forward smoothing* (Del Moral et al., 2010) for general state spaces and to provide theoretical guarantees for these methods. Our methodological contributions, mainly contained in Section 3, are as follows.

- In Subsection 3.2, we show that existing smoothing algorithms break down in high dimensions in the sense that the asymptotic variance grows exponentially in the model dimension – even when the filter approximation suffers no such curse of dimensionality and even if we only approximate integrals of local smoothing functionals (Proposition 1). This result unequivocally justifies the need for new dimensionally stable particle smoothers.
- In Subsection 3.3, we introduce our novel blocked particle smoothing algorithms. We also propose bias-reduction techniques.
- In Subsection 3.4, we prove a uniform (in both time and model dimension) bound on the asymptotic variance of our estimator (Proposition 2) and a similarly uniform bound on the asymptotic bias (Proposition 3). Arguing as in Rebeschini and van Handel (2015) we are thus able to show that our estimator can be made locally mean-square error-consistent by growing the block sizes suitably slowly with the number of particles (Corollary 1).
- In Subsection 3.5, we show how our methodology can be utilised to perform offline or online parameter estimation.

In Section 4, we empirically show that our algorithm outperforms standard particle smoothing methods in high dimensions. More specifically, we illustrate that our algorithm induces local errors which are bounded in the model dimension. Finally, we employ our method to successfully perform maximum-likelihood estimation via stochastic gradient-ascent and stochastic expectation–maximisation algorithms in a 100-dimensional state-space model.

## 2 Background

### 2.1 A Class of State-Space Models

In this section, we describe the class of high-dimensional general state-space hidden Markov models for which we will compute the smoother. The same model was used in Rebeschini and van Handel (2015) to analyse their blocked filtering algorithm.

**State-space models.** In this work, we only consider homogeneous state-space models, for simplicity, though this assumption could easily be relaxed. A (homogeneous) state-space model is a stochastic process  $(X_t, Y_t)_{t \in \mathbb{N}}$  on some space  $\mathbb{X} \times \mathbb{Y}$ . Here,  $(X_t)_{t \in \mathbb{N}}$  is a Markov chain on  $\mathbb{X}$  with initial distribution  $\mu(dx_1) = m(x_1)\psi(dx_1)$  and transitions  $p(x_{t-1}, x_t)\psi(dx_t)$ , where  $\psi$  denotes the reference measure on  $\mathbb{X}$  with respect to which  $m: \mathbb{X} \rightarrow (0, \infty)$  and  $p: \mathbb{X} \times \mathbb{X} \rightarrow (0, \infty)$  are (transition) densities. The chain  $(X_t)_{t \in \mathbb{N}}$  is not directly observed. Instead, at each time  $t$ , we only observe the value  $y_t$  of the random variate  $Y_t$  whose law, conditional on the ‘states’  $X_{1:t} := (X_1, \dots, X_t)$  taking the values  $x_{1:t} \in \mathbb{X}^t$ , is  $g(x_t, y_t)\varphi(dy_t)$ , where  $\varphi$  denotes the reference measure on  $\mathbb{Y}$  with respect to which  $g: \mathbb{X} \times \mathbb{Y} \rightarrow (0, \infty)$  is a transition density.

**Specific class.** The state-space model  $(X_t, Y_t)_{t \in \mathbb{N}}$  above is now developed into a high-dimensional model as follows. We assume that the state space  $\mathbb{X} = \prod_{v \in \mathbb{V}} \mathbb{X}_v$  is endowed with a graph  $\mathcal{G} := (\mathbb{V}, \mathcal{E})$  where vertices  $v \in \mathbb{V}$  index the components of the state vector and edges  $e \in \mathcal{E}$  define the spatial correlation structure. The latent states  $X_t := (X_{t,v})_{v \in \mathbb{V}}$  can then be viewed as being  $V$ -dimensional, so that we interpret  $V := \text{card } \mathbb{V}$  as the *model dimension*. For each  $v \in \mathbb{V}$ , the component  $X_{t,v}$  takes values in  $\mathbb{X}_v$ . We assume that for each component  $v \in \mathbb{V}$ , we obtain an observation  $Y_{t,v}$  which takes a value  $y_{t,v}$  in some space  $\mathbb{Y}_v$ . Thus, the observations  $Y_t := (Y_{t,v})_{v \in \mathbb{V}}$  are also  $V$ -dimensional and take values in  $\mathbb{Y} = \prod_{v \in \mathbb{V}} \mathbb{Y}_v$ . We assume that the components of  $Y_t$  are conditionally independent given  $X_t$ . Finally, for all  $v \in \mathbb{V}$ , we let  $\psi_v$  and  $\varphi_v$  be reference measures on  $\mathbb{X}_v$  and  $\mathbb{Y}_v$ . We assume that the initial density and transition density of the model satisfy the following properties.

- (1) The density of the initial distribution factorises as  $m(x) = \prod_{v \in \mathbb{V}} m_v(x_v)$ , where  $m_v: \mathbb{X}_v \rightarrow (0, \infty)$  is a density w.r.t.  $\psi_v$  and therefore  $m(x)$  is a density w.r.t.  $\psi = \prod_{v \in \mathbb{V}} \psi_v$ .
- (2) The transition densities  $p$  and  $g$  factorise as

$$p(z, x) = \prod_{v \in \mathbb{V}} p_v(z, x_v) \quad \text{and} \quad g(x, y) = \prod_{v \in \mathbb{V}} g_v(x_v, y_v),$$

where  $p_v: \mathbb{X} \times \mathbb{X}_v \rightarrow (0, \infty)$  and  $g_v: \mathbb{X}_v \times \mathbb{Y}_v \rightarrow (0, \infty)$  are transition densities w.r.t.  $\psi_v$  and  $\varphi_v$ , respectively. Thus  $p$  and  $g$  are transition densities w.r.t.  $\psi = \prod_{v \in \mathbb{V}} \psi_v$  and  $\varphi = \prod_{v \in \mathbb{V}} \varphi_v$  respectively.

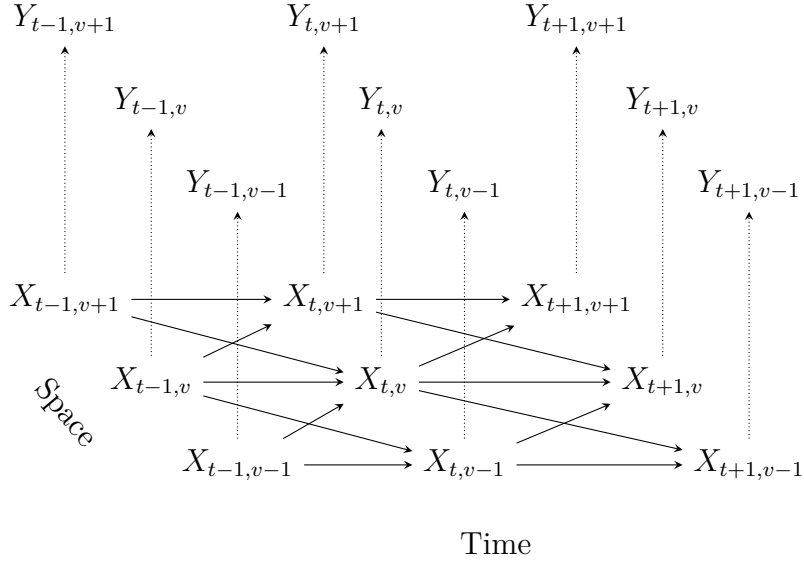
- (3) Let  $\mathcal{N}_R(v)$  denote some  $R$ -neighbourhood of the vertex  $v$ , i.e.

$$\mathcal{N}_R(v) := \{u \in \mathbb{V} \mid d(u, v) \leq R\},$$

where  $d$  is some suitable metric and  $R > 0$ . The parameter  $R$  is fixed throughout this work and we write  $\mathcal{N}(v) := \mathcal{N}_R(v)$ . We assume that the transition densities satisfy  $p_v(z, x_v) = p_v(z', x_v)$  for any  $(z, z', x_v) \in \mathbb{X}^2 \times \mathbb{X}_v$  with  $z_{\mathcal{N}(v)} = z'_{\mathcal{N}(v)}$ , where  $z_K := (z_v)_{v \in K}$ , for any  $K \subseteq \mathbb{V}$ . That is, under the model, the  $v$ th component only depends on the components in  $\mathcal{N}(v)$  at the previous time step (this allows us to slightly abuse notation to write  $p_v(z_{\mathcal{N}(v)}, x_v) := p_v(z, x_v)$ ). Thus, the parameter  $R$  defines the spatial correlation of the model. For example, when  $R = 0$  the high-dimensional state-space model reduces to a collection of independent models  $(X_{t,v}, Y_{t,v})_{t \in \mathbb{N}}$  indexed by  $v \in \mathbb{V}$ .

- (4) All the above-mentioned densities depend on some ‘static’ model parameter  $\theta$  (see Example 1 and Section 3.5 for details). However, for simplicity, we suppress  $\theta$  from the notation wherever possible.

The structure of the model is illustrated in Figure 1.



**Figure 1:** Sketch of the state-space model considered in this work. In this example,  $R = 1$ , i.e.  $\mathcal{N}(v) = \{v - 1, v, v + 1\}$ .

**Filtering.** In many applications, e.g. when tracking objects in real time, we are interested in approximating integrals with respect to the *filter* at time  $t$ ,  $\pi_t$ . This is the distribution of  $X_t$  given all the observations recorded up to time  $t$ , i.e.  $\pi_t(A) = \mathbb{P}(X_t \in A | Y_{1:t} = y_{1:t})$ , for any  $A \subseteq \mathbb{X}$ .

**Smoothing.** Assume that we have collected observations up to some time  $t \in \mathbb{N}$  then we may also want to calculate (or, at least, approximate) integrals with respect to the *joint smoothing distribution*  $\mathbb{Q}_t$ . This is the posterior distribution of the states  $X_{1:t}$  given the data  $y_{1:t}$ , i.e.  $\mathbb{Q}_t(A) := \mathbb{P}(X_{1:t} \in A | Y_{1:t} = y_{1:t})$ , for any  $A \subseteq \mathbb{X}^t$ . It can be written as the ratio  $\mathbb{Q}_t(A) := \Gamma_t(A)/\Gamma_t(\mathbf{1})$ , where we have defined the unnormalised joint smoothing distribution

$$\Gamma_t(A) := \int_A \mu(dx_1) g(x_1, y_1) \prod_{s=2}^t p(x_{s-1}, x_s) g(x_s, y_s) \psi(dx_s).$$

Note that the time- $t$  filter is simply the final-component marginal of this joint smoothing distribution. That is, for any  $A \subseteq \mathbb{X}$ , we have  $\pi_t(A) := \gamma_t(A)/\gamma_t(\mathbf{1})$ , where we have defined the following unnormalised filter

$$\gamma_t(A) := \int_{\mathbb{X}^t} \mathbf{1}_A(x_t) \Gamma_t(dx_{1:t}).$$

**1 Remark.** *By the above assumptions on the model, we can evaluate densities of the marginals of the measure  $\Gamma_t$  obtained after integrating out arbitrary time- $t$  components. The blocked particle filters described in Subsection 2.3 can only be implemented for models satisfying this property.*

In this work, we will mainly be concerned with calculating integrals with respect to the joint smoothing distribution, i.e. integrals of the form

$$\mathbb{F}_t := \mathbb{E}_{\mathbb{Q}_t}[F_t] = \mathbb{Q}_t(F_t) = \Gamma_t(F_t)/\Gamma_t(\mathbf{1}),$$

where  $F_t: \mathbb{X}^t \rightarrow \mathbb{R}$  can be written in following *additive* form: for  $t \in \mathbb{N}$ ,

$$F_t(x_{1:t}) = \sum_{s=1}^t f_s(x_{s-1}, x_s) \tag{1}$$

$$= \sum_{s=1}^t \sum_{v \in \mathbb{V}} f_{s,v}(x_{s-1, \mathcal{N}(v)}, x_{s,v}), \tag{2}$$

with the convention that any quantity indexed by 0 is to be ignored from the notation, e.g.  $f_1(x_0, x_1) = f_1(x_1)$ . Furthermore, we stress that each constituent function  $f_{t,v}$  may also depend on  $y_{t,v}$  even though our notation does not make this explicit. We now give an example of a test function that satisfies Equation 2 and which is important for the problem of calibrating  $\theta$ .

**1 Example (evaluating the score).** *Assume now that  $m_v = m_v^\theta$ ,  $p_v = p_v^\theta$  as well as  $g_v = g_v^\theta$  (and hence  $\mathbb{Q}_T = \mathbb{Q}_T^\theta$ ) depend on some unknown model*

parameter  $\theta$ . To approximate the marginal maximum-likelihood estimate of  $\theta$  via stochastic-gradient ascent methods, we then need to calculate the score, i.e. the gradient of the (marginal) log-likelihood:  $\nabla_{\vartheta} \log \Gamma_T^{\vartheta}(\mathbf{1})|_{\vartheta=\theta}$ . Fisher's identity then implies that  $\nabla_{\vartheta} \log \Gamma_T^{\vartheta}(\mathbf{1})|_{\vartheta=\theta} = \mathbb{Q}_T^{\theta}(F_T^{\theta})$ , where  $F_T^{\theta}$  is defined as in Equation 2 with

$$\begin{aligned} f_{1,v}^{\theta}(x_v) &= \left[ \nabla_{\vartheta} \log m_v^{\vartheta}(x_v) + \nabla_{\vartheta} \log g_v^{\vartheta}(x_v, y_{1,v}) \right]_{\vartheta=\theta}, \\ f_{t,v}^{\theta}(z_{\mathcal{N}(v)}, x_v) &= \left[ \nabla_{\vartheta} \log p_v^{\vartheta}(z_{\mathcal{N}(v)}, x_v) + \nabla_{\vartheta} \log g_v^{\vartheta}(x_v, y_{t,v}) \right]_{\vartheta=\theta}. \end{aligned}$$

Expectations of such additive functionals also need to be approximated in order to perform maximum-likelihood estimation via stochastic expectation–maximisation algorithms.

## 2.2 Standard Particle Filters

We now describe the class of Monte Carlo algorithms generally called sequential Monte Carlo (SMC) methods ('particle filters'). In this work, we sometimes use the term *standard* particle filters (PFs) for the algorithms presented in this subsection to distinguish them from the blocked particle filters presented in the next subsection.

**Setup.** Let  $Q_t(z, dx) := q_t(z, x)\psi(dx)$  be a Markov transition kernel, where  $q_t: \mathbb{X} \times \mathbb{X}_v \rightarrow (0, \infty)$  is some suitable transition density with respect to the reference measure  $\psi$ . We assume that this transition density factorises as

$$q_t(z, x) := \prod_{v \in \mathbb{V}} q_{t,v}(z, x_v),$$

where  $q_{t,v}: \mathbb{X} \times \mathbb{X}_v \rightarrow (0, \infty)$  are transition densities w.r.t.  $\psi_v$ . We assume that  $q_{t,v}(z, x_v) = q_{t,v}(z', x_v)$  for any  $(z, z', x_v) \in \mathbb{X}^2 \times \mathbb{X}_v$  with  $z_{\mathcal{N}(v)} = z'_{\mathcal{N}(v)}$ . That is,  $Q_t$  induces the same spatial correlation structure as the process  $(X_t)_{t \in \mathbb{N}}$ . This allows us to again slightly abuse notation to write  $q_{t,v}(z_{\mathcal{N}(v)}, x_v) := q_{t,v}(z, x_v)$  and  $Q_{t,v}(z_{\mathcal{N}(v)}, \cdot) := Q_{t,v}(z, \cdot)$ , where  $Q_{t,v}(z, dx_v) := q_{t,v}(z, x_v)\psi_v(dx_v)$ . All these quantities may also depend on any of the observations up to time  $t$  but we suppress this dependence, for simplicity.

**Standard particle filter.** Define the *potential* functions

$$G_1(x) := \frac{m(x)g(x, y_1)}{q_1(x)} \quad \text{and} \quad G_t(z, x) := \frac{p(z, x)g(x, y_t)}{q_t(z, x)}, \quad \text{for } t > 1.$$

A standard PF is given in Algorithm 1, where  $\text{Multinomial}(p)$  is the multinomial distribution with some vector of probabilities  $p$ . We use the convention

that actions prescribed for the  $n$ th particle are to be performed *conditionally independently* for all  $n \in \{1, \dots, N\}$ .

---

**1 Algorithm (standard particle filter).**

- (1) At Step 1,
    - (i) sample  $X_1^n \sim Q_1$ ,
    - (ii) set  $w_1^n := G_1(X_1^n)$  and  $W_1^n := w_1^n / \sum_{k=1}^N w_1^k$ .
  - (2) At Step  $t$ ,  $t > 1$ ,
    - (i) sample  $A_{t-1}^n \sim \text{Multinomial}(W_{t-1}^{1:N})$  and write  $\bar{X}_{t-1}^n := X_{t-1}^{A_{t-1}^n}$ ,
    - (ii) sample  $X_t^n \sim Q_t(\bar{X}_{t-1}^n, \cdot)$ ,
    - (iii) set  $w_t^n := G_t(\bar{X}_{t-1}^n, X_t^n)$  and  $W_t^n := w_t^n / \sum_{k=1}^N w_t^k$ .
- 

For any test function  $f: \mathbb{X} \rightarrow \mathbb{R}$ ,  $\pi_t(f)$  is approximated using the weighted sample  $(X_t^n, W_t^n)_{n \leq N}$ . That is, after the  $t$ th step, we may unbiasedly approximate  $\gamma_t(f)$  by

$$\gamma_{t,\text{PF}}^N(f) := \frac{\mathcal{Z}_{t-1}^N}{N} \sum_{n=1}^N w_t^n f(X_t^n), \quad (3)$$

and estimate  $\pi_t(f)$  by the self-normalised estimate

$$\pi_{t,\text{PF}}^N(f) := \frac{\gamma_{t,\text{PF}}^N(f)}{\gamma_{t,\text{PF}}^N(\mathbf{1})} = \sum_{n=1}^N W_t^n f(X_t^n). \quad (4)$$

Here,  $\mathcal{Z}_t^N := \prod_{s=1}^t \frac{1}{N} \sum_{n=1}^N w_s^n = \gamma_{t,\text{PF}}^N(\mathbf{1})$  is well known to be an unbiased estimate of the normalising constant,  $\mathcal{Z}_t = \gamma_t(\mathbf{1}) = \Gamma_t(\mathbf{1})$  (Del Moral, 1996).

Step 2i in Algorithm 1 is commonly known ‘resampling’. Here, we have described the use of multinomial resampling at every step to keep the notation simple. Selecting  $N$  parent particles  $\bar{X}_{t-1}^n$  via multinomial resampling can be seen as sampling  $N$  times (with replacement) from the distribution  $\pi_{t-1,\text{PF}}^N$ . However, we stress that it is usually beneficial to use more sophisticated resampling schemes such as *stratified* resampling (Kitagawa, 1996) or *systematic* resampling (Carpenter et al., 1999) and that one should resample only when necessary (Del Moral et al., 2012). In the latter case, the estimator in Equation 3 and  $\mathcal{Z}_t^N$  need to be slightly modified (see e.g. (Del Moral et al., 2006, Equation 15), for details). A standard PF using multinomial resampling and  $q_t = p$ , is normally termed *bootstrap* PF.



**Rao–Blackwellisation.** Let  $\pi_{t,K}$  and  $\gamma_{t,K}$  denote the marginals of  $\pi_t$  and  $\gamma_t$  on  $\mathbb{X}_K := \prod_{v \in K} \mathbb{X}_v$ . Assume that the test function  $f: \mathbb{X} \rightarrow \mathbb{R}$  is *local*, i.e. it only depends on the components in some block  $K \subseteq \mathbb{V}$ . More formally, there exists  $f_K: \mathbb{X}_K \rightarrow \mathbb{R}$  such that  $f(z) = f(x) =: f_K(x_K)$  for any  $x, z \in \mathbb{X}$  with  $x_K = z_K$ .

In high dimensions, the SMC approximations in Equations 3 and 4 may not be useful due to the phenomenon known as ‘weight collapse’ even if  $K$  is small. However, appealing to the model properties outlined in Remark 1 allows us to integrate out arbitrary (time  $t$ ) components in the unnormalised-filter approximation in Equation 3 conditional on the history of the particle system after resampling at Step  $t$ , denoted  $H_t := (X_{1:t-1}^n, A_{1:t-1}^n)_{n \leq N}$ .

That is, conditional on  $H_t$ , we may Rao–Blackwellise the estimate from Equation 3 by analytically integrating out all time- $t$  components outside of  $K$  to unbiasedly estimate  $\gamma_t(f) = \gamma_{t,K}(f_K)$  by

$$\gamma_{t,K,\text{RAO}}^N(f_K) := \mathbb{E}[\gamma_{t,\text{PF}}^N(f) | H_t, X_{t,K}^{1:N}] = \frac{Z_{t-1}^N}{N} \sum_{n=1}^N w_{t,K}^n f_K(X_{t,K}^n). \quad (5)$$

Here, writing  $\mathcal{N}(K) := \bigcup_{v \in K} \mathcal{N}(v)$  for any  $K \in \mathcal{K}$ , we have defined the  $n$ th (unnormalised) ‘local’ incremental weight

$$w_{t,K}^n := G_{t,K}(X_{t-1,\mathcal{N}(K)}^{A_{t-1}^n}, X_{t,K}^n) := \mathbb{E}[G_t(X_{t-1}^{A_{t-1}^n}, X_t^n) | H_t, X_{t,K}^{1:N}],$$

where

$$G_{t,K}(z_{\mathcal{N}(K)}, x_K) = \prod_{v \in K} \frac{p_v(z_{\mathcal{N}(v)}, x_v) g_v(x_v, y_{t,v})}{q_{t,v}(z_{\mathcal{N}(v)}, x_v)}.$$

Define  $W_{t,K}^n := w_{t,K}^n / \sum_{m=1}^N w_{t,K}^m$ . As usual, integrals with respect to the normalised filter  $\pi_t$  may then be approximated by the self-normalised estimate

$$\pi_{t,K,\text{RAO}}^N(f_K) := \frac{\gamma_{t,K,\text{RAO}}^N(f_K)}{\gamma_{t,K,\text{RAO}}^N(\mathbf{1})} = \sum_{n=1}^N W_{t,K}^n f_K(X_{t,K}^n). \quad (6)$$

For any fixed block  $K$ , the approximations in Equations 5 and 6 do clearly not depend on the dimension of the state space *at time*  $t$ .

**Blocking approximation.** Let  $\mathcal{K}$  be a partition of  $\mathbb{V}$ . Then we may approximate  $\pi_t$  by the *blocking approximation*  $\bigotimes_{K \in \mathcal{K}} \pi_{t,K,\text{RAO}}^N$  whose local errors do not depend on the dimension of the state space *at time*  $t$ . Unfortunately, for  $t > 1$ , this does generally not circumvent the curse of dimensionality because the blocking approximation still depends on the model dimension  $V = \text{card } \mathbb{V}$  through  $H_t$ .

### 2.3 Blocked Particle Filters

To stabilise the local filtering error, i.e. the error induced by Monte Carlo approximations of  $\pi_{t,K}(f_K)$ , as  $V$  grows, we could apply the blocking approximations not only for approximating expectations with respect to the filtering distribution but also as a basis for the further evolution of the particle system. The resulting algorithm is known as the blocked particle filter and it is described in this section.

**Blocked particle filter.** For finite state spaces, a way of stabilising local filtering errors without increasing the computational complexity exponentially in  $V$  was proposed in Boyen and Koller (1998, 1999b). The idea is to employ the above-mentioned blocking approximations at every step of a filtering algorithm. Particle approximations of such algorithms were introduced in Ng et al. (2002). Rebeschini and van Handel (2015) termed them blocked particle filters (BPFs).

Assume again that  $\mathcal{K}$  is a partition of  $\mathbb{V}$  and for any  $z \in \mathbb{X}$  and any  $K \subseteq \mathbb{V}$ , write  $Q_{t,K}(z_{\mathcal{N}(K)}, dx_K) = \prod_{v \in K} Q_{t,v}(z_{\mathcal{N}(v)}, dx_v)$ . A summary of the BPF is given in Algorithm 2, where we use the convention that whenever actions described for *some* index  $(K, n)$ , they are to be performed conditionally independently for *all*  $(K, n) \in \mathcal{K} \times \{1, \dots, N\}$ .

---

#### 2 Algorithm (blocked particle filter).

- (1) At Step 1,
    - (i) sample  $X_{1,K}^n \sim Q_{1,K}$ ,
    - (ii) set  $w_{1,K}^n := G_{1,K}(X_{1,K}^n)$  and  $W_{1,K}^n := w_{1,K}^n / \sum_{i=1}^N w_{1,K}^i$ .
  - (2) At Step  $t$ ,  $t > 1$ ,
    - (i) sample  $A_{t-1,K}^n \sim \text{Multinomial}(W_{t-1,K}^{1:N})$ ; write  $\bar{X}_{t-1}^n := (X_{t-1,K}^{A_{t-1,K}^n})_{K \in \mathcal{K}}$ ,
    - (ii) sample  $X_{t,K}^n \sim Q_{t,K}(\bar{X}_{t-1,\mathcal{N}(K)}^n, \cdot)$ ,
    - (iii) set  $w_{t,K}^n := G_{t,K}(\bar{X}_{t-1,\mathcal{N}(K)}^n, X_{t,K}^n)$  and  $W_{t,K}^n := w_{t,K}^n / \sum_{i=1}^N w_{t,K}^i$ .
- 

Note that the algorithm crucially relies on the property outlined in Remark 1 which allows us to calculate the ‘local’ weights  $w_{t,K}^n$ .

As before, for any  $K \subseteq \mathbb{V}$  (i.e. even for  $K \notin \mathcal{K}$ !) we may approximate integrals with respect to filter marginals,  $\pi_{t,K}(f_K)$ , by the self-normalised (and Rao–Blackwellised) estimator

$$\tilde{\pi}_{t,K,\text{RAO}}^N(f_K) := \sum_{n=1}^N W_{t,K}^n f_K(X_{t,K}^n). \quad (7)$$

To obtain an approximation of the filter on the full space  $\mathbb{X}$ , Rebeschini and van Handel (2015, 2014) construct the blocking approximation

$$\tilde{\pi}_{t,\text{BPF}}^N(f) := \left[ \bigotimes_{K \in \mathcal{K}} \tilde{\pi}_{t,K,\text{RAO}}^N \right](f). \quad (8)$$

They also show that under strong mixing assumptions, local errors of  $\tilde{\pi}_{t,\text{BPF}}^N$  are bounded uniformly in time and in the model dimension  $V = \text{card } \mathbb{V}$ .

## 2.4 Standard Particle Smoothing

In this section, we review algorithms which have been proposed to approximate expectations with respect to the joint smoothing distribution, i.e. integrals of the form  $\mathbb{Q}_T(F_T)$ , where  $F_T: \mathbb{X}^T \rightarrow \mathbb{R}$ .

**Backward recursion.** It is well known and easy to check that the joint smoothing distribution can be written as

$$\mathbb{Q}_T(dx_{1:T}) = \pi_T(dx_T) \prod_{t=1}^{T-1} B_{\pi_t}(x_{t+1}, dx_t), \quad (9)$$

where the *backward kernels*  $B_\nu: \mathbb{X} \times \text{Borel}(\mathbb{X}) \rightarrow [0, 1]$  ( $\text{Borel}(A)$  is the Borel  $\sigma$ -algebra on  $A$  and  $\nu$  is some probability measure on  $\mathbb{X}$ ) are defined by

$$B_\nu(x, dz) = \frac{p(z, x)\nu(dz)}{\int_{\mathbb{X}} p(u, x)\nu(du)}.$$

**Particle approximation.** Unfortunately, the backward kernel  $B_{\pi_t}(x, dz)$  in Equation 9 is usually intractable (and so is  $\pi_T$ ), unless the model is linear and Gaussian or unless  $\text{card } \mathbb{X}$  is sufficiently small.

To circumvent this intractability, standard particle smoothing algorithms (Godsill et al., 2004; Del Moral et al., 2010) replace the filters in Equation 9 by Monte Carlo approximations. The idea is to obtain a weighted sample  $(X_t^n, w_t^n)_{n \leq N}$  which forms the following approximation of the time- $t$  filter

$$\pi_t^N := \sum_{n=1}^N W_t^n \delta_{X_t^n}, \quad \text{where} \quad W_t^n := \frac{w_t^n}{\sum_{k=1}^N w_t^k}.$$

We then replace  $B_{\pi_t}(x, dz)$  in Equation 9 by

$$B_{\pi_t^N}(x, dz) = \frac{p(z, x)\pi_t^N(dz)}{\int_{\mathbb{X}} p(u, x)\pi_t^N(du)} = \sum_{n=1}^N \frac{w_t^n p(X_t^n, x)}{\sum_{k=1}^N w_t^k p(X_t^k, x)} \delta_{X_t^n}(dz). \quad (10)$$

Conditional on  $(X_t^n, w_t^n)_{n \in \{1, \dots, N\}}$ , the computational complexity of evaluating  $B_{\pi_t^N}(x, \cdot)$  is  $\mathcal{O}(N)$ .

**Forward smoothing.** Replacing  $\pi_t$  by  $\pi_t^N$  implies approximating  $\mathbb{Q}_T(F_T)$  by

$$\begin{aligned}\mathbb{Q}_{T,\text{FS}}^N(F_T) &:= \int_{\mathbb{X}^T} F_T(x_{1:T}) \pi_T^N(dx_T) \prod_{t=1}^{T-1} B_{\pi_t^N}(x_{t+1}, dx_t) \\ &= \sum_{n_{1:T} \in \{1, \dots, N\}^T} W_T^{n_T} \left[ \prod_{t=1}^{T-1} B_{\pi_t^N}(X_{t+1}^{n_{t+1}}, \{X_t^{n_t}\}) \right] F_T(X_1^{n_1}, \dots, X_T^{n_T}).\end{aligned}\quad (11)$$

The computational cost of summing over  $N^T$  terms in Equation 11 is normally prohibitive. However, if  $F_T$  is ‘additive in time’ (in the sense of Equation 1) then the computational cost of evaluating this estimate can be brought down to  $\mathcal{O}(N^2TV)$ , where we have assumed that the cost of evaluating the particle weights grows linearly in  $V$ . This is done as outlined in Algorithm 3, where we use the convention that any action prescribed for *some* Index  $n$  is to be performed conditionally independently for *all*  $n \in \{1, \dots, N\}$ .

---

### 3 Algorithm (forward smoothing).

- (1) For  $t = 1$ , set  $\alpha_1^n := s_1(X_1^n)$ .
  - (2) For  $t > 1$ , set  $\alpha_t^n := \sum_{m=1}^N B_{\pi_{t-1}^N}(X_t^n, \{X_{t-1}^m\})[\alpha_{t-1}^m + f_t(X_{t-1}^m, X_t^n)]$ .
  - (3) At any time  $t$ , approximate  $\mathbb{Q}_t(F_t)$  by  $\mathbb{Q}_{t,\text{FS}}^N(F_t) = \sum_{n=1}^N W_t^n \alpha_t^n$ .
- 

Note that Algorithm 3 can be implemented online, i.e.  $\alpha_t^n$  can already be determined at Step  $t$  of the SMC algorithm. This is known as *forward smoothing* (FS) and was introduced by Del Moral et al. (2010); Del Moral et al. (2010) who also derived finite-sample error bounds as well as a central limit theorem for the resulting estimator (see also Douc et al., 2009).

**Filter approximations.** We normally plug the standard PF approximation of the filter into Algorithm 3. However, other suitable Monte Carlo approximations, e.g. based on independent and identically distributed (IID) samples from (some distribution approximating) the filter, may be used. For standard particle smoothing algorithms, we will consider the first three options from Assumption 1. The fourth option will be used in Section 3; recall that  $\tilde{\pi}_t$  is the approximate time- $t$  filter asymptotically targeted by the BPF (see Appendix B.2).

**1 Assumption (filter approximations).** For any  $t \in \mathbb{N}$ ,

$$\begin{aligned}(\text{PF}) \quad \pi_t^N &= \pi_{t,\text{PF}}^N, \\ (\text{PF-IID}) \quad \pi_t^N &= \pi_{t,\text{IID}}^N := \frac{1}{N} \sum_{n=1}^N \delta_{X_t^n}, \text{ with } X_t^1, \dots, X_t^N \stackrel{\text{iid}}{\sim} \pi_t, \\ (\text{BPF}) \quad \pi_t^N &= \tilde{\pi}_{t,\text{BPF}}^N, \\ (\text{BPF-IID}) \quad \pi_t^N &= \tilde{\pi}_{t,\text{IID}}^N := \frac{1}{N} \sum_{n=1}^N \delta_{X_t^n}, \text{ with } X_t^1, \dots, X_t^N \stackrel{\text{iid}}{\sim} \tilde{\pi}_t.\end{aligned}$$

**Backward sampling.** To circumvent the  $\mathcal{O}(N^2)$  computational complexity of the FS approximation, we may instead estimate  $\mathbb{Q}_T(F_T)$  using a simple Monte Carlo approximation based on  $M < N$  sample points drawn conditionally independently from  $\mathbb{Q}_{T,\text{FS}}^N$ . This leads to the classical algorithm known as ‘forward filtering–backward sampling’ Godsill et al. (2004). It involves running a Monte Carlo algorithm ‘forward’ to approximate the filters and then sampling particle paths  $\widetilde{X}_{1:T}^m$  ‘backward’ according to the kernel from Equation 10. This gives the backward sampling (BS) approximation

$$\mathbb{Q}_{T,\text{BS}}^N(F_T) := \frac{1}{M} \sum_{m=1}^M F_T(\widetilde{X}_{1:T}^m).$$

The BS scheme is outlined in Algorithm 4, where we use the convention that any action prescribed for *some* index  $m$  is to be performed conditionally independently for *all*  $m \in \{1, \dots, M\}$ .

---

#### 4 Algorithm (backward sampling).

- (1) Sample  $\widetilde{X}_T^m \sim \pi_T^N$ , i.e. set  $\widetilde{X}_T^m := X_T^n$  with probability  $W_T^n$ .
  - (2) For  $t = T - 1, \dots, 1$ , sample  $\widetilde{X}_t^m \sim B_{\pi_t^N}(\widetilde{X}_{t+1}^m, \cdot)$ .
  - (3) Approximate  $\mathbb{Q}_T(F_T)$  by  $\mathbb{Q}_{T,\text{BS}}^N(F_T)$ .
- 

The computational complexity of Algorithm 4 is  $\mathcal{O}(MNTV)$ . However, since FS can be seen as a Rao–Blackwellisation of the BS approximation, i.e. since

$$\mathbb{Q}_{T,\text{FS}}^N(F_T) = \mathbb{E}[\mathbb{Q}_{T,\text{BS}}^N(F_T) | w_1^{1:N}, \dots, w_T^{1:N}, X_1^{1:N}, \dots, X_T^{1:N}],$$

the estimate  $\mathbb{Q}_{T,\text{BS}}^N(F_T)$  normally has a larger variance than  $\mathbb{Q}_{T,\text{FS}}^N(F_T)$ .

### 3 Blocked Particle Smoothing

In this section, we formally show that the standard particle smoothing algorithms reviewed in the last section break down in high dimensions – irrespective of the Monte Carlo filter approximation employed. We then propose novel blocked particle smoothing algorithms aimed at circumventing this curse of dimensionality and investigate the asymptotic bias and variance of our proposed methodology. Finally, we show how our methodology can be utilised to estimate static model parameters.

### 3.1 Assumptions

In this subsection, we state some assumptions under which we prove various theoretical results in this section.

Assumption 2 is a standard regularity assumption routinely used in the analysis of SMC techniques (e.g. Del Moral, 2004). It can often be relaxed at the price of complicating the analysis (Douc et al., 2014; Whiteley, 2013).

**2 Assumption (strong mixing condition).** *There exist  $\varepsilon, \kappa \geq 1$  such that for all  $(x, z) \in \mathbb{X}^2$ ,  $y \in \mathbb{Y}$  and all  $v \in \mathbb{V}$ ,*

$$\varepsilon^{-1} \leq p_v(x_{\mathcal{N}(v)}, z_v) \leq \varepsilon \quad \text{and} \quad \kappa^{-1} \leq g_v(z_v, y_v) \leq 1.$$

Assumption 3 is only needed to allow us to appeal to Del Moral et al. (2010, Theorem 3.1) for asymptotic variances of particle smoothing.

**3 Assumption (finite dominating measure).** *For any  $v \in \mathbb{V}$ ,  $\psi_v$  is finite.*

Assumption 4 requires the  $F_T$  to be spatially and temporally local. Recall that we assumed in Equation 2 that the smoothing functional of interest can be decomposed into a sum of such local functions. For simplicity, as in Del Moral et al. (2010); Del Moral et al. (2010), we assume here that  $f_{t,J}$  does not depend on the state at time  $t - 1$  although this assumption could be relaxed.

**4 Assumption (local test function).** *There exist  $J \subseteq K \in \mathcal{K}$ ,  $r \in \{1, \dots, T\}$ , and  $f_{r,J}: \mathbb{X}_J \rightarrow \mathbb{R}$  with  $\|f_{r,J}\| \leq 1$  such that  $f_{r,J}$  is not  $\psi$ -almost everywhere constant and*

$$F_T(x_{1:T}) = f_{r,J}(x_{r,J}), \quad \text{for all } x_{1:T} \in \mathbb{X}^T.$$

### 3.2 Breakdown of Standard Particle Smoothing in High Dimensions

In this subsection, we show that standard particle smoothing algorithms suffer from a ‘curse of dimensionality’, even in the extreme case that local errors of the Monte Carlo filter approximations are dimension-independent.

The efficiency of standard particle smoothing relies strongly on the mixing properties of the transitions  $p$ . Unfortunately, the mixing of  $p(x, z) = \prod_{v \in \mathbb{V}} p_v(x, z_v)$  degrades exponentially in the model dimension  $V$ , unless the local transitions are perfectly mixing in the following sense.

**1 Definition (perfect mixing).** *The local transitions  $p_v(x_{\mathcal{N}(v)}, z_v)\psi_v(dz_v)$  are called perfectly mixing if  $\int_A p_v(x_{\mathcal{N}(v)}, z_v)\psi_v(dz_v)$  is  $\prod_{u \in \mathcal{N}(v)} \psi_u$ -almost everywhere constant for all measurable  $A \subseteq \mathbb{X}_v$ .*

Of course, if the local transitions were perfectly mixing then the model would be trivial in the sense that there is no dependence over time. This is not the case in realistic scenarios and consequently, Algorithms 3 and 4 may not yield useful estimates in high dimensions. More formally, Proposition 1, proved in Appendix A, shows that the asymptotic variance of standard particle smoothing approximations grows exponentially in the model dimension.

## 5 Assumption (spatially IID model).

- (1) [spatial independence] *Each state-component evolves independently ( $R = 0$ ), i.e.  $p(x, z) = \prod_{v \in \mathbb{V}} p_v(x_v, z_v)$ , for any  $(x, z) \in \mathbb{X}^2$ .*
- (2) [spatial homogeneity] *For any  $t \leq T$  and any  $u, v \in \mathbb{V}$ ,*
- (i)  $\mathbb{X}_u = \mathbb{X}_v =: \mathring{\mathbb{X}}, \mathbb{Y}_u = \mathbb{Y}_v =: \mathring{\mathbb{Y}},$
  - (ii)  $p_u(x, z) = p_v(x, z) =: \mathring{p}(x, z),$  for any  $(x, z) \in \mathring{\mathbb{X}}^2,$
  - (iii)  $g_u(x, y_{t,u}) = g_v(x, y_{t,v}) =: \mathring{g}_t(x),$  for any  $x \in \mathring{\mathbb{X}},$
  - (iv)  $\psi_u = \psi_v =: \mathring{\psi}$  and  $\varphi_u = \varphi_v =: \mathring{\varphi}.$

Our main result in this subsection is Proposition 1, proved in Appendix A. It shows that the asymptotic variance associated with the standard FS approximation  $\mathbb{Q}_{T,\text{FS}}^N(F_T)$  grows exponentially in the model dimension, unless the model transitions are perfectly mixing. Though stated only for the FS approximation, this result can be transferred immediately to the BS approximation as the latter can be seen as a simple Monte Carlo approximation of the former.

### 1 Proposition.

- (1) *If the model satisfies Assumptions 2, 3 and 5, if the test function satisfies Assumption 4 and if the filter is approximated via (PF) in Assumption 1, based on a bootstrap PF, or via (PF-IID) in Assumption 1, then*

$$\sqrt{N}[\mathbb{Q}_{T,\text{FS}}^N(F_T) - \mathbb{Q}_T(F_T)] \Rightarrow \text{Normal}(0, \sigma_T^2(F_T)),$$

as  $N \rightarrow \infty$ , where

$$\sigma_T^2(F_T) \geq \sum_{t=1}^T a_{t,T}(f_{r,J}) c_{t,T}^V.$$

Here, for each  $t \leq T$ ,  $a_{t,T}(f_{r,J}) > 0$  and  $c_{t,T} \geq 1$  do not depend on the model dimension,  $V$ .

- (2) *For all  $t \leq T$ ,  $c_{t,T} > 1$ , unless the model transitions are perfectly mixing.*

Note that we have established this exponential growth of variance in dimension holds under very favourable conditions. That is, it holds even if the *filter* approximation suffers no curse of dimensionality and even though no spatial interactions are present in the model.

### 3.3 Proposed Algorithms

In this subsection, we propose novel ‘blocked’ particle smoothing algorithms aimed at circumventing the curse of dimensionality analysed in Proposition 1.

**Blocked backward kernels.** The curse of dimensionality suffered by standard particle smoothing methods is due to the dependence of the backward kernel in Equation 10 on the mixing properties of the full model transitions  $p$  (as outlined above, these deteriorate as the model dimension increases). Thus, we need to design approximate versions of the backward kernels which only operate on some block  $K \subseteq \mathbb{V}$  of components and which therefore only rely on the mixing properties of the transitions associated with  $K$ :

$$p_K(x_{\mathcal{N}(K)}, z_K) := \prod_{v \in K} p_v(x_{\mathcal{N}(v)}, z_v).$$

We thus employ *blocked* backward kernels  $B_{K,\nu}: \mathbb{X}_K \times \text{Borel}(\mathbb{X}_{\mathcal{N}(K)}) \rightarrow [0, 1]$  to achieve this. These are defined for any  $x \in \mathbb{X}_K$  by

$$B_{K,\nu}(x, dz) := \frac{p_K(z, x) \nu(dz)}{\int_{\mathbb{X}_{\mathcal{N}(K)}} p_K(u, x) \nu(du)}.$$

Here,  $\nu$  is some probability measure on  $\mathbb{X}_{\mathcal{N}(K)}$ , i.e. normally  $\nu = \pi_{t,\mathcal{N}(K)}^N$  is some approximation of the marginal of the time- $t$  filter on  $\mathbb{X}_{\mathcal{N}(K)}$ .

**Bias reduction.** Blocking strategies normally introduce a bias but as shown in Proposition 3 below, this bias is bounded uniformly in the time horizon and model dimension – even in the more realistic scenario that the filter is approximated by the BPF. In addition, we reduce the bias as follows.

- (1) To reduce the bias induced by blocking in the *smoothing* recursion, we employ enlarged spatial blocks  $\bar{K} \supseteq K$ . This allows us to estimate integrals of local test functions without using components of particles near the boundary of the (enlarged) block (by Proposition 3, the bias decays exponentially in the distance to the block boundary).
- (2) To reduce the bias induced by blocking in the *filtering* recursion (in the case that the BPF is used), we approximate filter marginals via the Rao–Blackwellised approximation from Equation 7 rather than via suitable marginals of the blocking approximation in Equation 8.



**Blocked forward smoothing.** In the remainder of this work, for any  $K \in \mathcal{K}$  we let  $\bar{K} \subseteq \mathbb{V}$  be some enlargement of  $K$ , i.e.  $\bar{K} \supseteq K$ . Our proposed blocked FS scheme is outlined in Algorithm 5, where for any  $K \subseteq \mathbb{V}$ ,  $\pi_{t,K}^N$  again denotes a Monte Carlo approximation of the marginal on  $\mathbb{X}_K = \prod_{v \in K} \mathbb{X}_v$  of the time- $t$  filter. As usual, we use the convention that any action prescribed for *some* Index  $n$  is to be performed conditionally independently for *all*  $n \in \{1, \dots, N\}$ .

---

### 5 Algorithm (blocked forward smoothing).

(1) Perform the following steps (in parallel) for any  $K \in \mathcal{K}$ .

- (i) For  $t = 1$ , set  $\alpha_{1,\bar{K}}^n := f_{1,K}(X_{1,K}^n)$ .
- (ii) For  $t > 1$ , set

$$\alpha_{t+1,\bar{K}}^n := \sum_{m=1}^N B_{\bar{K}, \pi_{t,\mathcal{N}(\bar{K})}^N}(X_{t,\mathcal{N}(\bar{K})}^m, \{X_{t+1,\bar{K}}^n\}) \\ \times [\alpha_{t,\bar{K}}^m + f_{t+1,K}(X_{t,\mathcal{N}(K)}^m, X_{t+1,K}^n)].$$

(2) At any time  $t$ , we may approximate  $\mathbb{F}_t$  by  $\mathbb{F}_t^N := \sum_{K \in \mathcal{K}} \mathbb{F}_{t,K}^N$ , where, for any  $K \in \mathcal{K}$ ,  $\mathbb{F}_{t,K}^N := \sum_{n=1}^N W_{t,\bar{K}}^n \alpha_{t,\bar{K}}^n$ .

---

**Filter approximations.** As with standard FS, any stable (Monte Carlo) approximation of the filters can be plugged into Algorithm 6. Note that any of the filter approximations from Assumption 1 in Subsection 2.4 allow us to approximate the marginal of  $\pi_t$  on some block of components  $K' \subseteq \mathbb{V}$  by  $\pi_{t,K'}^N(A) = \int_{\mathbb{X}} \mathbf{1}_A(x_{K'}) \pi_t^N(dx)$ . In addition, we consider the following approximations of marginals of the filter.

**6 Assumption (marginal filter approximations).** For any  $K' \subseteq \mathbb{V}$ ,

$$\begin{aligned} \text{(PF-RAO)} \quad \pi_{t,K'}^N &= \pi_{t,K',\text{RAO}}^N, \\ \text{(BPF-RAO)} \quad \pi_{t,K'}^N &= \tilde{\pi}_{t,K',\text{RAO}}^N. \end{aligned}$$

Under Assumption 6, the backward kernels rely on filter approximations that only make use of ‘local’ weights, i.e. the backward kernels take the form

$$B_{K, \pi_{t,\mathcal{N}(K)}^N}(X_{t,\mathcal{N}(K)}^m, \{X_{t+1,K}^n\}) = \frac{w_{t,\mathcal{N}(K)}^n p_K(X_{t,\mathcal{N}(K)}^n, X_{t+1,K}^m)}{\sum_{k=1}^N w_{t,\mathcal{N}(K)}^k p_K(X_{t,\mathcal{N}(K)}^k, X_{t+1,K}^m)}.$$

**Computational cost.** As in the case of the standard FS scheme in Algorithm 3, Algorithm 5 can be implemented online. That is, the terms  $\alpha_{t,\bar{K}}^n$  can be

determined at the  $t$ th step of the Monte Carlo filtering algorithm used to generate the weighted samples  $(X_{t,v}^n, w_{t,v}^n)$ . The computational complexity is  $\mathcal{O}(N^2 T [\text{card } \mathcal{K}] \max_{K \in \mathcal{K}} \text{card } \mathcal{N}(\bar{K}))$  when running the algorithm up to time  $T$ . This is slightly higher than that of Algorithm 3. However, significant speed-ups should be attainable since the blocked backward recursions can be run in parallel on distributed architectures or multiple cores (see Lee et al., 2010).

**Blocked backward sampling.** As with standard particle smoothing, we may reduce the computational complexity of the blocked FS approximation to  $\mathcal{O}(NMT [\text{card } \mathcal{K}] \max_{K \in \mathcal{K}} \text{card } \mathcal{N}(\bar{K}))$  via a simple Monte Carlo approximation based on  $M < N$  particle paths. The resulting blocked BS scheme is outlined in Algorithm 6, where we use the convention that any action prescribed for *some* Index  $m$  is to be performed conditionally independently for *all*  $m \in \{1, \dots, M\}$ .

---

### 6 Algorithm (blocked backward sampling).

- (1) Perform the following steps (in parallel) for any  $K \in \mathcal{K}$ .
    - (i) Sample  $\widetilde{X}_{T,\bar{K}}^m \sim \pi_{T,\bar{K}}^N$ .
    - (ii) For  $t = T - 1, \dots, 1$ , sample  $\widetilde{X}_{t,\mathcal{N}(\bar{K})}^m \sim B_{\bar{K}, \pi_{t,\mathcal{N}(\bar{K})}^N}(\widetilde{X}_{t+1,\bar{K}}^m, \cdot)$ .
    - (iii) Set  $\mathbb{F}_{T,K}^N := \frac{1}{M} \sum_{m=1}^M \sum_{t=1}^T f_{t,K}(\widetilde{X}_{t-1,\mathcal{N}(K)}^m, \widetilde{X}_{t,K}^m)$ .
  - (2) Approximate  $\mathbb{F}_T$  by  $\mathbb{F}_T^N := \sum_{K \in \mathcal{K}} \mathbb{F}_{T,K}^N$ .
- 

### 3.4 Theoretical Analysis

In this subsection, we derive uniform (in both the time horizon  $T$  and model dimension  $V$ ) bounds on the asymptotic (as  $N \rightarrow \infty$ ) bias and variance of the blocked FS estimate. Following Rebeschini and van Handel (2015), we also show that the blocked particle smoothing approximations can be made locally mean-square error (MSE)-consistent by scaling the size of the blocks  $K \in \mathcal{K}$  appropriately with  $N$ .

Assume that the test function  $F_T$  is local as specified in Assumption 4. Given approximations of the filter, to compute the the blocked FS approximation of  $\mathbb{Q}_T(F_T)$ , we then only need the blocked backward kernels associated with the spatial block  $K \in \mathcal{K}$  (for simplicity, we do not consider overlapping/enlarged blocks in this subsection, i.e. the blocks used for smoothing are the same blocks employed by the BPF). The blocked FS approximation of  $\mathbb{Q}_T(F_T)$  then

simplifies to

$$\mathbb{Q}_{T,\text{FS}(K)}^N(F_T) = \int f_{r,J}(x_{r,J}) \pi_{T,K}^N(dx_{T,K}) \prod_{t=1}^{T-1} B_{K,\pi_{t,\mathcal{N}(K)}^N}(x_{t,K}, dx_{t,\mathcal{N}(K)}). \quad (12)$$

**Variance.** Define  $|\mathcal{K}|_\infty := \max_{K \in \mathcal{K}} \text{card } K$ . We now specifically assume that we approximate the filter at any time  $t$  using IID samples from  $\tilde{\pi}_t$  (Part 1) or from  $\pi_t$  (Part 2). Then we obtain the following central limit theorem, with a uniform bound on the asymptotic variance, which is proved in Appendix B where we also specify the measures  $\bar{\mathbb{Q}}_T$  and  $\hat{\mathbb{Q}}_T$  which govern the asymptotic mean. We stress that Part 2 of this proposition is included mainly as a direct contrast to the negative result in Proposition 1.

**2 Proposition (asymptotic variance).** *Assume that the model satisfies Assumptions 2 as well as 3 and that the test function satisfies Assumption 4. Then there exist probability measures  $\bar{\mathbb{Q}}_T$  and  $\hat{\mathbb{Q}}_T$  on  $\mathbb{X}^T$  such that the following statements hold.*

(1) *If the filter is approximated via (BPF-IID) in Assumption 6*

$$\sqrt{N} [\mathbb{Q}_{T,\text{FS}(K)}^N(F_T) - \bar{\mathbb{Q}}_T(F_T)] \Rightarrow \text{Normal}(0, \sigma_T^2(F_T)),$$

as  $N \rightarrow \infty$ , where

$$\sigma_T^2(F_T) \leq e^{c_1 |\mathcal{K}|_\infty},$$

and where  $c_1 \in \mathbb{R}$  only depends on  $\kappa$  and  $\varepsilon$ .

(2) *Part 1 remains valid (but with asymptotic mean  $\hat{\mathbb{Q}}_T(F_T)$ ) if the filter is approximated via (PF-IID) in Assumption 1.*

**Bias.** For any  $K, K' \subseteq \mathbb{V}$ , define  $d(K, K') := \min_{v \in K} \min_{v' \in K'} d(v, v')$  and  $\partial K := \{v \in K \mid \mathcal{N}(v) \not\subseteq K\}$ . Proposition 3, proved in Appendix B, provides a bound on the asymptotic bias of blocked backward smoothing in the case that we use either the BPF or IID samples from  $\tilde{\pi}_t$  to approximate the filter at each time step.

**3 Proposition (asymptotic bias).** *If the model satisfies Assumption 2, if the test function satisfies Assumption 4, and if the filter is approximated via (BPF) in Assumption 1 or (BPF-IID) in Assumption 1, then*

$$|\bar{\mathbb{Q}}_T(F_T) - \mathbb{Q}_T(F_T)| \leq c_2 \text{card}(J) e^{-c_3 d(J, \partial K)},$$

where  $c_2, c_3 \in \mathbb{R}$  only depend on  $\kappa$ ,  $\varepsilon$  and  $R$ .

**Consistency.** For any  $(t, v) \in \{1, \dots, T\} \times \mathbb{V}$ , define the function  $F_{t,v}: \mathbb{X}^T \rightarrow \mathbb{R}$  for any  $x_{1:T} \in \mathbb{X}^T$  by  $F_{t,v}(x_{1:T}) := x_{t,v}$ . With this notation, we may define the *local* MSE of the blocked FS approximation as

$$MSE_{t,v}(N) := \mathbb{E} \left[ (\mathbb{Q}_{T, \text{FS}(K)}^N(F_{t,v}) - \mathbb{Q}_T(F_{t,v}))^2 \right],$$

where we assume that the blocked FS approximation (as defined in Equation 12) uses a suitable block  $K$  which is such that  $v \in K$ . By Propositions 2 and 3 we then have

$$MSE_{t,v}(N) = \mathcal{O} \left( e^{-2c_3 d(v, \partial K)} + \frac{e^{c_1 |\mathcal{K}|_\infty}}{N} \right), \text{ as } N \rightarrow \infty.$$

Assume that the spatial graph  $\mathcal{G}$  is a square lattice,  $\mathbb{V} = \{-d, \dots, d\}^q$ , for  $q, d \in \mathbb{N}$  and assume that each  $K \in \mathcal{K}$  is a cube with radius  $b$ , i.e.

$$\mathcal{K} = \left\{ (x + \{-b, \dots, b\}^q) \cap \mathbb{V} \mid x \in (2b+1)\mathbb{Z}^q \right\},$$

with the assumption that  $b > R$  and  $(2d+1)/(2b+1) \in \mathbb{N}$ . Growing the size of the blocks suitably logarithmically in  $N$ , we obtain Corollary 1. Part 1 shows that the local MSE goes to zero at ‘most’ spatial locations; Part 2 shows that the same is true for the average local MSE (but with a potentially worse rate).

**1 Corollary (consistency).** *In the square lattice setting, if the model satisfies Assumptions 2 and 3 and if the filter is approximated via (BPF-IID) in Assumption 6, and if the block radius grows as  $b = \lfloor \frac{1}{2}(\frac{4}{3}c_1)^{-1/q} \log(N)^{1/q} - \frac{1}{2} \rfloor$ , then the following statements hold.*

(1) *For any  $t \in \{1, \dots, T\}$  and any  $0 < \lambda < 1$ ,*

$$\text{card} \left\{ v \in \mathbb{V} \mid MSE_{t,v}(N) = \mathcal{O}(e^{-c_4 \lambda \log(N)^{1/q}}), \text{ as } N \rightarrow \infty \right\} \geq (1 - \lambda)V,$$

*where  $c_4 \in (0, \infty)$  only depends on  $\varepsilon, \kappa, R$  and  $q$ .*

(2) *For any  $t \in \{1, \dots, T\}$ ,*

$$\frac{1}{V} \sum_{v \in \mathbb{V}} MSE_{t,v}(N) = \mathcal{O}(\log(N)^{-1/q}), \text{ as } N \rightarrow \infty.$$

**Proof.** See Rebeschini and van Handel (2015, Corollary 2.5).

### 3.5 Application to Parameter Estimation

In this subsection, we combine our blocked particle smoothing schemes with stochastic gradient-ascent and stochastic expectation–maximisation algorithms in order to approximate the maximum-likelihood estimate (MLE) of the model parameters  $\theta$  (see Kantas et al. (2015) for a comprehensive review). In the following, we therefore add the superscript  $\theta$  to all quantities that may be parametrised by these model parameters. All the parameter-estimation algorithms generate a sequence of parameter values  $(\hat{\theta}[p])_{p \in \mathbb{N}}$  by generating  $\hat{\theta}[p+1]$  from  $\hat{\theta}[p]$  via some update rule. Throughout,  $(\gamma[p])_{p \in \mathbb{N}}$  will be a step-size sequence which is non-negative, non-decreasing, and which satisfies  $\sum_{p=1}^{\infty} \gamma[p] = \infty$  as well as  $\sum_{p=1}^{\infty} \gamma[p]^2 < \infty$ .

**Offline gradient-ascent.** Gradient-ascent algorithms use the update rule

$$\hat{\theta}[p+1] = \hat{\theta}[p] + \gamma[p] \mathbb{F}_T^{\hat{\theta}[p]}, \quad (13)$$

where  $\nabla_{\vartheta} \log \Gamma_T^{\vartheta}(\mathbf{1})|_{\vartheta=\theta} = \mathbb{F}_T^{\theta} = \mathbb{Q}_T^{\theta}(F_T^{\theta})$  is the gradient of the marginal likelihood (i.e. the score) if the additive functionals  $f_{t,v}^{\theta}$  are as defined in Example 1. Of course, these integrals are intractable in realistic problems. Instead, we resort to *stochastic* gradient-ascent algorithms by replacing the integrals  $\mathbb{F}_T^{\theta}$  by Monte Carlo approximations (e.g. obtained via standard or blocked BS).

**Offline EM.** Expectation–maximisation (EM) algorithms use the update rule

$$\hat{\theta}[p+1] := \Lambda(\mathbb{F}_T^{\hat{\theta}[p]}),$$

where, for  $X_{1:T} \sim \mathbb{Q}_T^{\theta}$ , we assume that the expectation in

$$\Lambda(\mathbb{F}_T^{\theta}) := \arg \max_{\vartheta} \mathbb{E} \left[ \log \left( m^{\vartheta}(X_1) g^{\vartheta}(X_1, y_1) \prod_{t=2}^T p^{\vartheta}(X_{t-1}, X_t) g^{\vartheta}(X_t, y_t) \right) \right]$$

can be written as a function of some set of smoothed sufficient statistics  $\mathbb{F}_T^{\theta}$ . For exponential-family based models, this maximisation problem admits a closed-form solution. Otherwise, further approximations may be employed. Again, *stochastic* EM algorithms are obtained by replacing the integrals  $\mathbb{F}_T^{\theta}$  by Monte Carlo approximations (e.g. obtained via standard or blocked BS).

**Online gradient-ascent.** We conclude this section by presenting (in Algorithm 7) a blocked variant of the (stochastic) online gradient-ascent algorithm. It employs the blocked backward kernels to approximate the score and updates the

parameters  $\theta$  once every time step. For simplicity, we state the algorithm in the case that we employ one of the filter approximations from Assumption 6.

This algorithm could be appropriate for very long time series (i.e. large  $T$ ). The additive functionals  $f_{t,v}^\theta$  are defined as in Example 1.

## 7 Algorithm (blocked online gradient-ascent).

- (1) Select some initial value  $\hat{\theta}[0]$ .
- (2) At time 1:
  - (i) Perform the following steps for any  $K \in \mathcal{K}$ .
    - (a) Sample  $X_{1,K}^n \sim Q_{1,K}^{\hat{\theta}[0]}$ .
    - (b) Compute  $w_{1,K}^n := G_{1,K}^{\hat{\theta}[0]}(X_{1,K}^n)$  and  $W_{1,K}^n := \frac{w_{1,K}^n}{\sum_{k=1}^n w_{1,K}^k}$ .
    - (c) Set  $\alpha_{1,\bar{K}}^n := f_{1,\bar{K}}^{\hat{\theta}[0]}(X_{1,K}^n)$ .
  - (ii) Set  $\hat{\theta}[1] := \hat{\theta}[0] + \gamma[0] \left( \sum_{K \in \mathcal{K}} \sum_{n=1}^N W_{1,\bar{K}}^n \alpha_{1,\bar{K}}^n \right)$ .
- (3) At time  $t$ ,  $t > 1$ :
  - (i) **If** using a standard PF to approximate the filter, sample  $A_{t-1}^n \sim \text{Multinomial}(W_{t-1}^{1:N})$ ; write  $\bar{X}_{t-1}^n := X_{t-1}^{A_{t-1}^n}$ .  
**Else, if** using a BPF to approximate the filter, for any  $K \in \mathcal{K}$ , sample  $A_{t-1,K}^n \sim \text{Multinomial}(W_{t-1,K}^{1:N})$ ; write  $\bar{X}_{t-1}^n := (X_{t-1,K}^{A_{t-1,K}^n})_{K \in \mathcal{K}}$ .
  - (ii) Perform the following steps for any  $K \in \mathcal{K}$ .
    - (a) Sample  $X_{t,K}^n \sim Q_{t,K}^{\hat{\theta}[t-1]}(\bar{X}_{t-1,\mathcal{N}(K)}^n, \cdot)$ .
    - (b) Compute  $w_{t,K}^n := G_{t,K}^{\hat{\theta}[t-1]}(\bar{X}_{t-1,\mathcal{N}(K)}^n, X_{t,K}^n)$  and  $W_{t,K}^n := \frac{w_{t,K}^n}{\sum_{k=1}^n w_{t,K}^k}$ .
    - (c) Set
 
$$\alpha_{t,\bar{K}}^n := \sum_{m=1}^N \frac{w_{t-1,\mathcal{N}(\bar{K})}^m p_{\bar{K}}^{\hat{\theta}[t-1]}(X_{t-1,\mathcal{N}(\bar{K})}^m, X_{t,\bar{K}}^n)}{\sum_{k=1}^N w_{t-1,\mathcal{N}(\bar{K})}^k p_{\bar{K}}^{\hat{\theta}[t-1]}(X_{t-1,\mathcal{N}(\bar{K})}^k, X_{t,\bar{K}}^n)} \times [\alpha_{t,\bar{K}}^m + f_{t,\bar{K}}^{\hat{\theta}[t-1]}(X_{t-1,\mathcal{N}(\bar{K})}^m, X_{t,\bar{K}}^n)].$$
  - (iii) Set  $\hat{\theta}[t] := \hat{\theta}[t-1] + \gamma[t] \left( \sum_{K \in \mathcal{K}} \sum_{n=1}^N W_{t,\bar{K}}^n \alpha_{t,\bar{K}}^n - W_{t-1,\bar{K}}^n \alpha_{t-1,\bar{K}}^n \right)$ .

## 4 Simulations

### 4.1 The Model

In this section, we apply the blocked BS algorithms to a high-dimensional state-space model. Blocking strategies have already been successfully applied to perform *filtering* in a functional magnetic resonance imaging (fMRI) application (Besada-Portas et al., 2009) and in military multiple-target tracking scenarios (Das et al., 2005). However, to assess the performance of our *smoothing* algorithms, we consider here a more abstract, homogeneous linear state-space model which was considered in Rebeschini and van Handel (2015) and which has become a standard benchmark for SMC algorithms in high dimensions (Beskos et al., 2014; Naesseth et al., 2015; Guarniero et al., 2015). Purely in order to compare our method against exact analytical solutions, we also assume the state-space model to be linear and Gaussian. Though, in practice, we would not need to resort to the use of Monte Carlo methods in this case.

**Model definition.** Let  $X_1 = U_1$  and, for any  $t \in \mathbb{N}$ ,

$$\begin{aligned} X_t &= AX_{t-1} + \sigma_X U_t, \quad \text{if } t > 1, \\ Y_t &= X_t + \sigma_Y E_t. \end{aligned}$$

Here,  $\sigma_X, \sigma_Y > 0$  and  $U_1, E_1, U_2, E_2, \dots$  are all independent and identically distributed according to a  $V$ -dimensional normal distribution. Furthermore, the matrix  $A = (a_{i,j})_{(i,j) \in \mathbb{V}^2}$  is assumed to be a symmetric Toeplitz matrix, i.e. it is a symmetric, banded diagonal matrix whose diagonal entries are given by  $a_0, a_1, \dots, a_R > 0$  for some  $R \in \mathbb{N} \cup \{0\}$ . More precisely

$$a_{i,j} := \begin{cases} a_r, & \text{if } r \in \{0, 1, \dots, R\} \text{ and } j \in \{i + r, i - r\}, \\ 0, & \text{otherwise.} \end{cases}$$

Let  $\mathcal{B}_r(v) := \{u \in \mathbb{V} \mid d(u, v) = r\} = \mathcal{N}_r(v) \setminus \mathcal{N}_{r-1}(v)$  denote the vertices in  $\mathbb{V}$  whose distance from vertex  $v$  is exactly  $r$ . Then, for any  $v \in \mathbb{V}$ , we have  $\mathbb{X}_v := \mathbb{R}$ , as well as

$$\begin{aligned} m_v^\theta(x_v) &= \text{Normal}(x_v; 0, 1), \\ p_v^\theta(z_{\mathcal{N}(v)}, x_v) &= \text{Normal}(x_v; \sum_{r=0}^R a_r \sum_{u \in \mathcal{B}_r(v)} z_u, \sigma_X^2), \\ g_v^\theta(x_v, y_v) &= \text{Normal}(y_v; x_v, \sigma_Y^2), \end{aligned}$$

where  $\text{Normal}(\cdot; \mu, \sigma^2)$  denotes a (Lebesgue-)density of a Normal distribution with mean  $\mu \in \mathbb{R}$  and variance  $\sigma^2 > 0$ . We parametrise the model via

$$\theta := \theta_{0:R+2} := (a_0, a_1, \dots, a_R, \log \sigma_X, \log \sigma_Y).$$

All our simulation results use  $R = 1$  with true parameter values  $a_0 = 0.5$ ,  $a_1 = 0.2$ ,  $\sigma_X = \sigma_Y = 1$ .

**Sufficient statistics.** For  $q, r \in \{0, 1, \dots, R\}$ , we may then define the following sufficient statistics. Evaluation of their expectations under  $\mathbb{Q}_T^\theta$  is necessary e.g. in order to implement the parameter-estimation algorithms in Subsection 4.3.

$$\begin{aligned} f_{t,v}^{\theta,(1,r,q)}(x_{t-1,\mathcal{N}(v)}, x_{t,v}) &:= \sum_{u \in \mathcal{B}_q(v)} x_{t-1,u} \sum_{w \in \mathcal{B}_r(v)} x_{t-1,w}, \quad \text{if } t > 1, \\ f_{t,v}^{\theta,(2,r)}(x_{t-1,\mathcal{N}(v)}, x_{t,v}) &:= x_{t,v} \sum_{u \in \mathcal{B}_r(v)} x_{t-1,u}, \quad \text{if } t > 1, \\ f_{t,v}^{\theta,(3)}(x_{t-1,\mathcal{N}(v)}, x_{t,v}) &:= x_{t,v}^2, \\ f_{t,v}^{\theta,(4)}(x_{t-1,\mathcal{N}(v)}, x_{t,v}) &:= x_{t,v} y_{t,v}, \end{aligned} \tag{14}$$

with  $f_{t,v}^{\theta,(1,r,q)} \equiv 0$  and  $f_{t,v}^{\theta,(2,r)} \equiv 0$ . We also set

$$\mathbb{F}_T^{\theta,(\star)} := \sum_{t=1}^T \sum_{v \in \mathbb{V}} \mathbb{E} \left[ f_{t,v}^{\theta,(\star)}(X_{t-1,\mathcal{N}(v)}, X_{t,v}) \right], \quad \text{for } X_{1:T} \sim \mathbb{Q}_T^\theta,$$

for any of the superscripts  $(\star)$  in the previous equation. We may also define the  $(R+1, R+1)$ -matrix  $\mathbb{F}_T^{\theta,(1)} := (\mathbb{F}_T^{\theta,(1,r,q)})_{(r,q) \in \{0,\dots,R\}^2}$ , and the  $(R+1)$ -column vector  $\mathbb{F}_T^{\theta,(2)} := (\mathbb{F}_T^{\theta,(2,l)})_{l \in \{0,\dots,R\}}$ . For simplicity, we subsequently write  $\mathbb{F}_T^\theta := (\mathbb{F}_T^{\theta,(1)}, \dots, \mathbb{F}_T^{\theta,(4)})$ .

## 4.2 Smoothing

In the remainder of this section, we empirically assess the performance of our proposed blocked BS algorithm compared with standard BS. First, in this subsection, we compare the error induced by both schemes when used for approximating smoothed sufficient statistics. In the next subsection, we make use these quantities to estimate the parameter  $\theta$ .

**Setup.** We estimate the expected sufficient statistic  $\mathbb{F}_T^{\theta,(2,0)} =: \mathbb{F}_T$ . We run both algorithms for various values of the model dimension  $V$  and for various sizes of the blocks  $K \in \mathcal{K}$  and of the enlarged blocks each of which we define for some  $i \in \mathbb{N}$  as

$$\bar{K} := \mathcal{N}_i(K) := \bigcup_{v \in K} \mathcal{N}_i(v), \quad \text{where } \mathcal{N}_i(v) = \{u \in \mathbb{V} \mid d(u, v) \leq i\}.$$

The results displayed below are based on 200 independent repetitions of this procedure, each using a different observation sequence  $y_{1:T}$ , sampled from the model. For each algorithm, we compare the impact of three different filter approximations, all of which are based on  $N = 500$  particles.



- In Figures 2a and 3a, the filter approximations were obtained from a standard PF, i.e. via (PF) in Assumption 1 for standard particle smoothing and via (RAO) in Assumption 6 for blocked particle smoothing, using the so called conditionally, locally optimal proposal kernel. While this proposal kernel is usually intractable, in the class of state-space models described in this work, it can be ‘exactly’ approximated as described in Naesseth et al. (2015) (at an additional computational cost which increases in the model dimension).
- In Figures 2b and 3b, the filter approximations were obtained from a BPF, i.e. via (BPF) in Assumption 1 for standard particle smoothing and via (BPF-RAO) in Assumption 6 for blocked particle smoothing. Again we use the so called conditionally, locally optimal proposal kernel. Again, in practice, would be possible to replace this proposal kernel by the ‘exact’ Monte Carlo approximation from Naesseth et al. (2015).
- In Figures 2c and 3c, the filter approximations were obtained from an ideal Monte Carlo approximation, i.e. via (PF-IID) in Assumption 1. Of course, it is generally impossible to obtain IID samples from the filter – that is why we are using SMC methods in the first place. This filter approximation is mainly included here to pinpoint the source of the bias induced by combining the BPF with standard BS in Figure 2b.

**Results.** We give interpretations of three specific features of the outcome of the simulation study.

- Figure 2a shows that when using blocked BS the error of estimates of  $\mathbb{F}_T/V$  seems to be bounded in the model dimension  $V$ . Though as expected, if the (enlarged) blocks are small, some bias is induced. In contrast, standard BS yields estimates with a small bias but with a variance (and hence an root-mean-square error (RMSE)) that grows in  $V$ . In this case, due to the poor mixing of the model transitions in high dimensions,  $B_{\pi_t^N}(X_{t+1}^n, \cdot)$  has its mass heavily concentrated on  $\{X_t^{a_t^n}\}$ . As a result, standard BS is rarely able to change the existing ancestral lineages.
- Figures 2b and 2c show that when the filter approximations are *not* based on a standard PF, blocked BS yields estimates of  $\mathbb{F}_T/V$  whose error seems to still be bounded in the model dimension  $V$ , though if the (enlarged) blocks are small, some bias is again visible. In contrast, standard BS induces a growing bias (and hence growing error) as  $V$  increases. Intuitively, this is because  $B_{\pi_t^N}(X_{t+1}^n, \cdot)$  has most of its mass concentrated in regions in which the ‘ideal’ backward kernel  $B_{\pi_t}(X_{t+1}^n, \cdot)$  has very little mass.
- The fact that the biases of both standard and blocked BS are slightly higher in Figure 2b than in Figure 2c (which may be easier to see by comparing the

errors shown in Figures 3b and 3c) can be attributed to the bias induced by the BPF.

To more easily assess and compare the overall errors of estimates in Figure 2, the corresponding root mean-square errors can be found in Figure 3.

### 4.3 Parameter Estimation

In this subsection, we approximate the MLE of  $\theta$  via stochastic gradient-ascent and stochastic expectation-maximisation algorithms.

**Stochastic gradient-ascent.** While the score, i.e. the gradient of the marginal log-likelihood, may be directly written as an additive function as shown in Example 1, we can alternatively write it as  $\nabla_{\vartheta} \log \Gamma_T^{\vartheta}(\mathbf{1})|_{\vartheta=\theta} =: \Psi^{\theta}(\mathbb{F}_T^{\theta})$ , i.e. as a function of the smoothed sufficient statistics from Equation 14. More precisely, assuming that  $T > 1$  and writing  $\Psi^{\theta}(\mathbb{F}_T^{\theta}) = (\Psi_r^{\theta}(\mathbb{F}_T^{\theta}))_{r \in \{0, \dots, R+2\}}$ , we have

$$\begin{aligned}\Psi_{0:R}^{\theta}(\mathbb{F}_T^{\theta}) &= e^{-2\theta_{R+1}} \left( \mathbb{F}_T^{\theta,(2)} - \mathbb{F}_T^{\theta,(1)} \theta_{0:R} \right), \\ \Psi_{R+1}^{\theta}(\mathbb{F}_T^{\theta}) &= e^{-2\theta_{R+1}} \left( \mathbb{F}_T^{\theta,(3)} - \mathbb{F}_1^{\theta,(3)} - 2\theta_{0:R}^{\top} \mathbb{F}_T^{\theta,(2)} + \theta_{0:R}^{\top} \mathbb{F}_T^{\theta,(1)} \theta_{0:R} \right) - V(T-1), \\ \Psi_{R+2}^{\theta}(\mathbb{F}_T^{\theta}) &= e^{-2\theta_{R+2}} \left( \mathbb{F}_T^{\theta,(3)} - 2\mathbb{F}_T^{\theta,(4)} + \sum_{t=1}^T \sum_{v \in \mathbb{V}} y_{t,v}^2 \right) - VT.\end{aligned}$$

As step sizes, we simply used  $\gamma[p] = p^{-0.8}$  at iteration  $p$ . As this sometimes led to numerical problems, we normalised the gradient approximation by dividing it by its  $L_2$  norm in Equation 13. However, we note that this strategy can slow down convergence and it may be advisable to instead combat numerical problems through a more careful choice of step-size sequence.

**Stochastic EM.** If we write  $\Lambda(\mathbb{F}_T^{\theta}) = (\Lambda_r(\mathbb{F}_T^{\theta}))_{r \in \{0, \dots, R+2\}}$ , then

$$\begin{aligned}\Lambda_{0:R}(\mathbb{F}_T^{\theta}) &= (\mathbb{F}_T^{\theta,(1)})^{-1} \mathbb{F}_T^{\theta,(2)}, \\ \Lambda_{R+1}(\mathbb{F}_T^{\theta}) &= \log \left( \frac{1}{V(T-1)} \left[ \mathbb{F}_T^{\theta,(3)} - \mathbb{F}_1^{\theta,(3)} - (\mathbb{F}_T^{\theta,(2)})^{\top} (\mathbb{F}_T^{\theta,(1)})^{-1} \mathbb{F}_T^{\theta,(2)} \right] \right) / 2, \\ \Lambda_{R+2}(\mathbb{F}_T^{\theta}) &= \log \left( \frac{1}{VT} \left[ \mathbb{F}_T^{\theta,(3)} - 2\mathbb{F}_T^{\theta,(4)} + \sum_{v \in \mathbb{V}} \sum_{t=1}^T y_{t,v}^2 \right] \right) / 2.\end{aligned}$$

**Results.** We apply the stochastic gradient-ascent and the stochastic EM algorithms (based on standard and blocked BS with  $M = 200$  ‘backward paths’) to approximate the MLE of  $\theta$  in the case that  $T = 10$  and  $V = 100$ . Figure 4 shows results in the case that the filter approximations were obtained from a BPF with conditionally, locally optimal proposal kernel and  $N = 500$  particles. Not shown are results in the case that a standard PF was used as this led to

large biases for both standard and blocked BS algorithms. This is unsurprising as standard PFs – even with an efficient proposal kernel – normally break down in high dimensions. For instance, in a similar model, Guarniero et al. (2015) reported that even the *fully-adapted auxiliary* PF (Pitt and Shephard, 1999; Johansen and Doucet, 2008) fails to yield useful estimates for model dimensions as small as 20.

## 5 Summary

In this work, we have presented online and offline recursions which enable us to efficiently estimate smoothing functionals in a class of high-dimensional state-space models. We propose to combine these backward recursions with existing approximate forward-filtering recursions for high-dimensional models, known as blocked particle filters. The resulting algorithms then exploit spatial additivity of the smoothing functionals and spatial ergodicity of the model to produce estimates whose local errors are independent of the model dimension (for a fixed number of particles). Thus, we circumvent the so called curse of dimensionality. This is in contrast to existing methods which require the number of particles to scale exponentially in the model dimension. We have successfully applied our algorithms to perform smoothing and maximum-likelihood estimation.

## A Proof of Proposition 1

This section of the appendix is devoted to the proof of Proposition 1. Our proof mainly relies on the explicit expression for the asymptotic variance of the FS approximation which was derived in Del Moral et al. (2010, Theorem 3.1).

**Proof (of Proposition 1).** We begin by establishing some notation. By assumption, the time- $t$  filter and the joint smoothing distribution factorise as  $\pi_t = \bigotimes_{v \in \mathbb{V}} \dot{\pi}_t$  and  $\mathbb{Q}_T = \bigotimes_{v \in \mathbb{V}} \dot{\mathbb{Q}}_T$ , where  $\dot{\pi}_t$  and  $\dot{\mathbb{Q}}_T$  represent, respectively, the marginal of the time- $t$  filter and of the joint smoothing distribution on the  $v$ th spatial component. For any  $x \in \mathbb{X} = \dot{\mathbb{X}}^V$ , any  $v \in \mathbb{V}$ , and any test functions  $\dot{F}_T: \dot{\mathbb{X}}^T \rightarrow \mathbb{R}$ , we also define

$$\begin{aligned} \dot{\mathbb{Q}}_{t,T}(x_{t,v}, dx_{t+1:T,v}) &:= \int \prod_{s=t+1}^T \dot{p}(x_{s-1,v}, x_{s,v}) \dot{g}_s(x_{s,v}) \dot{\psi}(dx_{s,v}), \\ \dot{D}_{t,T}(\dot{F}_T)(x_{t,v}) &:= \int \dot{F}_T(x_{1:T,v}) \left[ \prod_{s=1}^{t-1} \dot{B}_{\dot{\pi}_s}(x_{s+1,v}, dx_{s,v}) \right] \dot{\mathbb{Q}}_{t,T}(x_{t,v}, dx_{t+1:T,v}), \end{aligned}$$

where  $\mathring{B}_{\hat{\pi}_t}(x_v, A) := \mathring{\pi}_t(\mathbf{1}_A \mathring{p}(\cdot, x_v)) / \mathring{\pi}_t(\mathring{p}(\cdot, x_v))$ , for any  $A \subseteq \mathring{\mathbb{X}}$ , defines the backward kernel associated with the marginal of the state-space model on one spatial component. With this notation, we may also set

$$\begin{aligned} G_{t,T}(x_t) &:= \prod_{v \in \mathbb{V}} \mathring{G}_{t,T}(x_{t,v}), \quad \text{with} \quad \mathring{G}_{t,T} := \mathring{Q}_{t,T}(\mathbf{1}) / \mathring{\pi}_t \mathring{Q}_{t,T}(\mathbf{1}), \\ P_{t,T}(x_t) &:= \prod_{v \in \mathbb{V}} \mathring{P}_{t,T}(x_{t,v}), \quad \text{with} \quad \mathring{P}_{t,T}(\mathring{F}_T) := \mathring{D}_{t,T}(\mathring{F}_T) / \mathring{D}_{t,T}(\mathbf{1}), \end{aligned}$$

where  $\mathring{Q}_{t,s}(\mathring{f}_s) := \mathring{Q}_{t,s}(\mathbf{1} \otimes \mathring{f}_s)$ , for any test function  $\mathring{f}_s: \mathring{\mathbb{X}} \rightarrow \mathbb{R}$ .

Having established this notation, we may now prove the first assertion. By Del Moral et al. (2010, Theorem 3.1) – transferring the results from prediction to updated models as described in Del Moral (2004, Section 2.4.3) – the FS approximation of  $\mathbb{Q}_T(F_T)$  is asymptotically normal with asymptotic variance given by

$$\sigma_T^2(F_T) := \sum_{t=1}^T \pi_t \left( G_{t,T}^2 P_{t,T}(F_T - \mathbb{Q}_T(F_T))^2 \right). \quad (15)$$

Without loss of generality, we can assume that  $\text{card } J = 1$ , i.e.  $J = \{u\}$ , for some  $u \in \mathbb{V}$ . Write  $F_T(x_{1:T}) \equiv \mathring{F}_T(x_{1:T,u}) \equiv f_{r,u}(x_{r,u})$ . The  $t$ th term in the sum on the right hand side of Equation 15 can then be written as

$$\begin{aligned} &\pi_t \left( G_{t,T}^2 P_{t,T}(F_T - \mathbb{Q}_T(F_T))^2 \right) \\ &= \mathring{\pi}_t \left( \mathring{G}_{t,T}^2 \mathring{P}_{t,T}(\mathring{F}_T - \mathring{\mathbb{Q}}_T(\mathring{F}_T))^2 \right) \mathring{\pi}_t(\mathring{G}_{t,T}^2)^{V-1}. \end{aligned} \quad (16)$$

Since Jensen's inequality ensures that

$$c_{t,T} := \mathring{\pi}_t(\mathring{G}_{t,T}^2) \geq \mathring{\pi}_t(\mathring{G}_{t,T})^2 = 1, \quad (17)$$

and using that  $f_{r,J}$  is not  $\mathring{\psi}$ -almost everywhere constant, we establish that

$$a_{t,T}(f_{r,J}) := \mathring{\pi}_t \left( \mathring{G}_{t,T}^2 \mathring{P}_{t,T}(\mathring{F}_T - \mathring{\mathbb{Q}}_T(\mathring{F}_T))^2 \right) / c_{t,T} > 0.$$

This proves the first assertion.

It remains to prove the second assertion. If the model transitions are not perfectly mixing, then  $\mathring{Q}_{t,T}$  (and equivalently  $\mathring{G}_{t,T}$ ) are not  $\mathring{\psi}$ -almost everywhere constant. Hence, since  $\text{id}^2$  is strictly convex, Jensen's inequality in Equation 17 is strict. As a result, the right hand side in Equation 16, and by extension  $\sigma_T^2(F_T)$ , grows exponentially in the model dimension.

## B Proofs for Subsection 3.4

### B.1 Outline

In this section, we prove the central limit theorem with a uniform bound on the asymptotic variance (Proposition 2) and the uniform bound on the asymptotic bias (Proposition 3) for our blocked particle smoothing algorithm. These results were stated in Subsection 3.4.

**Alternate models.** Central to our proofs are three alternate state-space models which may be viewed as approximations of the original state-space model, i.e. the model defined by the triple  $(m, p, g)$ .

- (1) Model  $(\widetilde{m}, \widetilde{p}_t, \widetilde{g})$ , defined in Subsection B.2, represents the asymptotic target distribution of the BPF as stated in Rebeschini and van Handel (2014). This model defines a joint smoothing distribution  $\widetilde{\mathbb{Q}}_T$  and filters  $\widetilde{\pi}_t$ .
- (2) Model  $(\widehat{m}, \widehat{p}_t, \widehat{g})$ , defined in Subsection B.3, defines a joint smoothing distribution  $\widehat{\mathbb{Q}}_T$  whose marginal on one Block  $K \in \mathcal{K}$  coincides with the corresponding marginal of  $\mathbb{Q}_T$  and its time- $t$  filter coincides with  $\pi_t$ .
- (3) Model  $(\overline{m}, \overline{p}_t, \overline{g})$ , defined in Subsection B.4, defines a joint smoothing distribution  $\overline{\mathbb{Q}}_T$  whose marginal on one Block  $K \in \mathcal{K}$  coincides with the corresponding marginal of  $\widetilde{\mathbb{Q}}_T$  and its time- $t$  filter coincides with  $\widetilde{\pi}_t$ .

**Asymptotic bias.** If we approximate the filter using the BPF (or IID samples from  $\widetilde{\pi}_t$ ), then performing blocked particle smoothing for  $(m, p, g)$  coincides with performing standard particle smoothing for  $(\widetilde{m}, \widetilde{p}_t, \widetilde{g})$ . This allows us to appeal to the bound on the bias derived by Rebeschini and van Handel (2015) in order to prove Proposition 3.

**Asymptotic variance.** If we approximate the filter using IID samples from  $\pi_t$  (respectively  $\widetilde{\pi}_t$ ), then performing blocked particle smoothing for  $(m, p, g)$  coincides with performing standard particle smoothing for  $(\widehat{m}, \widehat{p}_t, \widehat{g})$  (respectively  $(\overline{m}, \overline{p}_t, \overline{g})$ ). This allows us to appeal to the central limit theorem for standard particle smoothing derived in Del Moral et al. (2010) in order to prove Proposition 2

### B.2 Model $(\widetilde{m}, \widetilde{p}_t, \widetilde{g})$

In this subsection, we describe the approximation of the joint smoothing distribution asymptotically targeted by the BPF. This distribution is central to the analysis carried out in Rebeschini and van Handel (2015, 2014).

For any  $t \in \mathbb{N}$ , the BPF asymptotically (i.e. as  $N \rightarrow \infty$ ) targets a state-space model whose joint smoothing distribution is given by  $\tilde{\mathbb{Q}}_t := \tilde{\Gamma}_t / \tilde{\Gamma}_t(\mathbf{1})$ , with

$$\tilde{\Gamma}_t(dx_{1:t}) := \tilde{m}(x_1) \tilde{g}(x_1, y_1) \psi(dx_1) \prod_{s=2}^t \tilde{p}_s(x_{s-1}, x_s) \tilde{g}(x_s, y_s) \psi(dx_s).$$

Here,  $\tilde{m} := m$ ,  $\tilde{g} := g$ , and  $\tilde{p}_t(x, z) := \prod_{K \in \mathcal{K}} \tilde{p}_{t,K}(x_K, z_K)$  with

$$\begin{aligned} \tilde{p}_{t,K}(x_K, z_K) &:= \int_{\mathbb{X}} p_K(x_{\mathcal{N}(K)}, z_K) \tilde{\pi}_{t-1, \mathcal{N}(K) \setminus K}(dx_{\mathcal{N}(K) \setminus K}) \\ &= p_{K \setminus \partial K}(x_K, z_{K \setminus \partial K}) \int_{\mathbb{X}} p_{\partial K}((x_{\mathcal{N}(\partial K) \cap K}, u_{\mathcal{N}(\partial K) \setminus K}), z_{\partial K}) \tilde{\pi}_{t-1}(du). \end{aligned}$$

Above,  $\tilde{\pi}_t$  denotes the blocked filter at time  $t$ , i.e. the filter asymptotically targeted by the BPF. For any  $A \subseteq \mathbb{X}$ , this is

$$\tilde{\pi}_t(A) := \int_{\mathbb{X}^t} \mathbf{1}_A(x_t) \tilde{\mathbb{Q}}_t(dx_{1:t}),$$

with initial condition  $\tilde{\pi}_1 := \tilde{\mathbb{Q}}_1 = \pi_1 = \mathbb{Q}_1$ . For the rest of this work, we shall refer to this model as  $(\tilde{m}, \tilde{p}_t, \tilde{g})$ .

By construction, the blocked filter factorises as

$$\tilde{\pi}_t = \bigotimes_{K \in \mathcal{K}} \tilde{\pi}_{t,K},$$

where  $\tilde{\pi}_{t,K}(A) := \int_{\mathbb{X}} \mathbf{1}_A(x_A) \tilde{\pi}_t(dx)$ , for any  $A \subseteq \mathbb{X}_K$ .

### B.3 Model $(\hat{m}, \hat{p}_t, \hat{g})$

**Definition.** For any  $1 \leq t \leq T$ , let  $\hat{\mathbb{Q}}_t := \hat{\Gamma}_t / \hat{\Gamma}_t(\mathbf{1})$  be the joint smoothing distribution (on  $\mathbb{X}^T$ ) associated with the model defined in this subsection. Here,

$$\bar{\Gamma}_t(dx_{1:t}) := \hat{m}(x_1) \hat{g}_1(x_1, y_1) \psi(dx_1) \prod_{s=2}^t \hat{p}_s(x_{s-1}, x_s) \hat{g}_s(x_s, y_s) \psi(dx_s),$$

Furthermore, writing  $K^c := \mathbb{V} \setminus K$  and

$$\varpi_t(x) := \frac{d\pi_t}{d\psi}(x), \quad \text{as well as} \quad \varpi_{t,K}(x_K) := \int_{\mathbb{X}_{K^c}} \varpi_t(x) \psi_{K^c}(dx_{K^c}),$$

for any  $t \in \mathbb{N}$ , any  $x \in \mathbb{X}$  and any  $K \subseteq \mathbb{V}$ , we have defined

$$\begin{aligned} \hat{m}(z) &:= m_K(z_K) \frac{\varpi_1(z)}{\varpi_{1,K}(z_K)}, \\ \hat{p}_t(x, z) &:= p_K(x_{\mathcal{N}(K)}, z_K) \frac{\varpi_t(z)}{\varpi_{t,K}(z_K)}, \quad \text{for } t > 1, \end{aligned}$$

where the second term on the right hand side is a density of the conditional filter on the components in the blocks  $\mathcal{K} \setminus \{K\}$ . In addition, we have set

$$\hat{g}_t(x, y_t) := g_K(x_K, y_{t,K}).$$

We refer to this model as  $(\widehat{m}, \hat{p}_t, \hat{g})$  and we let  $\hat{\pi}_t(A) := \widehat{\mathbb{Q}}_t(\mathbf{1} \otimes \mathbf{1}_A)$ , for any  $A \subseteq \mathbb{X}$ , define the time- $t$  filter of this model.

**Properties.** For any probability measure  $\mu$  and  $\nu$  on some space  $\mathbb{S} = \prod_{i \in \mathbb{I}} \mathbb{S}_i$  and  $I \subseteq \mathbb{I} \subseteq \mathbb{N}$ , define the *local total variation distance*

$$\|\mu - \nu\|_I := \sup_{f \in \mathcal{S}_I} |\mu(f) - \nu(f)|,$$

where  $\mathcal{S}_I$  is the class of measurable functions  $f: \mathbb{S} \rightarrow [-1, 1]$  such that for all  $x, z \in \mathbb{S}$ ,  $x_I = z_I$  implies  $f(x) = f(z)$ .

The first lemma shows that  $\hat{\pi}_t$  coincides with  $\pi_t$  – the time- $t$  filter of Model  $(m, p, g)$ .

**1 Lemma.** *For any  $t \in \mathbb{N}$ ,  $\|\hat{\pi}_t - \pi_t\|_{\mathbb{V}} = 0$ .*

**Proof.** We prove the statement by induction. It clearly holds for  $t = 1$ . Assume now that it is satisfied at some time  $t - 1$ . Then, for any  $A \subseteq \mathbb{X}$ ,

$$\begin{aligned} \hat{\pi}_t(A) &\propto \int_{\mathbb{X}^2} \mathbf{1}_A(z) \hat{p}_t(x, z) \hat{g}_t(z, y_t) \psi(dz) \pi_{t-1}(dx) \\ &= \int_{\mathbb{X}^2} \mathbf{1}_A(z) p_K(x_{\mathcal{N}(K)}, z_K) g_K(z_K, y_{t,K}) \frac{\varpi_t(z)}{\varpi_{t,K}(z_K)} \psi(dz) \pi_{t-1}(dx) \\ &= \int_A \frac{\int_{\mathbb{X}} p_K(x_{\mathcal{N}(K)}, z_K) g_K(z_K, y_{t,K}) \pi_{t-1}(dx)}{\varpi_{t,K}(z_K)} \pi_t(dz) \\ &\propto \pi_t(A). \end{aligned}$$

This completes the proof.

The second lemma shows that the marginal on  $\mathbb{X}_K^t$  of the joint smoothing distribution of Model  $(\widehat{m}, \hat{p}_t, \hat{g})$  coincides with the corresponding marginal of Model  $(m, p, g)$ .

**2 Lemma.** *For any  $t \in \mathbb{N}$ ,  $\|\widehat{\mathbb{Q}}_t - \mathbb{Q}_t\|_{\{1, \dots, t\} \times K} = 0$ .*

**Proof.** Again, we prove the statement by induction. It clearly holds for  $t = 1$ . Assume now that the statement holds at some time  $t - 1$ . Then for any  $A \subseteq \mathbb{X}_K^t$ , by Lemma 1,

$$\begin{aligned} \int_{\mathbb{X}^t} \mathbf{1}_A(x_{1:t,K}) \widehat{\mathbb{Q}}_t(dx_{1:t}) \\ \propto \int_{\mathbb{X}^t} \mathbf{1}_A(x_{1:t,K}) \mathbb{Q}_t(dx_{1:t-1}) p_K(x_{t-1,\mathcal{N}(K)}, x_{t,K}) g_K(x_{t,K}, y_{t,K}) \psi_t(dx_t) \\ \propto \int_{\mathbb{X}^t} \mathbf{1}_A(x_{1:t,K}) \mathbb{Q}_t(dx_{1:t}). \end{aligned}$$

This completes the proof.

The standard backward kernel associated with Model  $(\widehat{m}, \widehat{p}_t, \widehat{g})$  is given by

$$\begin{aligned} \widehat{B}_{t,\pi_t}(x, dz) &:= \frac{\widehat{p}_{t+1}(z, x) \widehat{\pi}_t(dz)}{\widehat{\pi}_t(\widehat{p}_{t+1}(\cdot, x))} \\ &= B_{K,\pi_{t,\mathcal{N}(K)}}(x_K, dz_{\mathcal{N}(K)}) \frac{\varpi_t(z)}{\varpi_{t,\mathcal{N}(K)}(z_{\mathcal{N}(K)})} \psi_{\mathcal{N}(K)^c}(dz_{\mathcal{N}(K)^c}), \quad (18) \end{aligned}$$

where  $B_{K,\pi_{t,\mathcal{N}(K)}}$  is the blocked backward kernel introduced in Subsection 3.3. With this notation, we have the backward formulation

$$\widehat{\mathbb{Q}}_T(dx_{1:T}) = \pi_T(dx_T) \prod_{t=1}^{T-1} \widehat{B}_{t,\pi_t}(x_{t+1}, dx_t).$$

The third lemma shows that for local test functions, standard smoothing for Model  $(\widehat{m}, \widehat{p}_t, \widehat{g})$  is equivalent to blocked smoothing for Model  $(m, p, g)$

**3 Lemma.** *Under Assumption 4,*

$$\widehat{\mathbb{Q}}_T(F_T) = \int f_{r,J}(x_{r,J}) \pi_{T,K}(dx_{T,K}) \prod_{t=1}^{T-1} B_{K,\pi_{t,\mathcal{N}(K)}}(x_{t+1,K}, dx_{t,\mathcal{N}(K)}).$$

**Proof.** This follows from Lemma 1 and Equation 18.

#### B.4 Model $(\bar{m}, \bar{p}_t, \bar{g})$

**Definition.** For any  $1 \leq t \leq T$ , let  $\bar{\mathbb{Q}}_t := \bar{\Gamma}_t / \bar{\Gamma}_t(\mathbf{1})$  be the joint smoothing distribution (on  $\mathbb{X}^T$ ) associated with the model defined in this subsection. Here,

$$\bar{\Gamma}_t(dx_{1:t}) := \bar{m}(x_1) \bar{g}_1(x_1, y_1) \psi(dx_1) \prod_{s=2}^t \bar{p}_s(x_{s-1}, x_s) \bar{g}_s(x_s, y_s) \psi(dx_s),$$



Furthermore, for any  $x \in \mathbb{X}$ ,  $t \in \mathbb{N}$  and any  $K \subseteq \mathbb{V}$ ,

$$\widetilde{\omega}_t(x) := \frac{d\tilde{\pi}_t}{d\psi}(x), \quad \text{as well as} \quad \widetilde{\omega}_{t,K}(x_K) := \int_{\mathbb{X}_{K^c}} \widetilde{\omega}_t(x) \psi_{K^c}(dx_{K^c}),$$

we have defined

$$\begin{aligned} \bar{m}(z) &:= m_K(z_K) \widetilde{\omega}_{1,K^c}(z_{K^c}), \\ \bar{p}_t(x, z) &:= p_K(x_{N(K)}, z_K) \widetilde{\omega}_{t,K^c}(z_{K^c}), \quad \text{for } t > 1. \end{aligned}$$

In addition,

$$\bar{g}_t(x, y_t) := g_K(x_K, y_{t,K}).$$

We refer to this model as  $(\bar{m}, \bar{p}_t, \bar{g})$  and we let  $\bar{\pi}_t(A) := \bar{\mathbb{Q}}_t(\mathbf{1} \otimes \mathbf{1}_A)$ , for any  $A \subseteq \mathbb{X}$ , define the time- $t$  filter of this model.

**Properties.** Note that  $(\bar{m}, \bar{p}_t, \bar{g})$  is identical  $(\widehat{m}, \widehat{p}_t, \widehat{g})$ , except that a-priori, the components in  $K^c$  are distributed according to their full conditional distribution under  $\tilde{\pi}_t$  rather than under  $\pi_t$ . We can thus prove properties similar to Lemmata 1, 2, and 3.

The first lemma shows that  $\bar{\pi}_t$  coincides with  $\tilde{\pi}_t$  – the time- $t$  filter of Model  $(\widetilde{m}, \widetilde{p}_t, \widetilde{g})$ .

**4 Lemma.** For any  $t \in \mathbb{N}$ ,  $\|\bar{\pi}_t - \tilde{\pi}_t\|_{\mathbb{V}} = 0$ .

**Proof.** This follows in the same way as the proof of Lemma 1.

The second lemma shows that the marginal on  $\mathbb{X}_K^t$  of the joint smoothing distribution of Model  $(\bar{m}, \bar{p}_t, \bar{g})$  coincides with the corresponding marginal of Model  $(\widetilde{m}, \widetilde{p}_t, \widetilde{g})$ .

**5 Lemma.** For any  $t \in \mathbb{N}$ ,  $\|\bar{\mathbb{Q}}_t - \widetilde{\mathbb{Q}}_t\|_{\{1, \dots, t\} \times K} = 0$ .

**Proof.** This follows in the same way as the proof of Lemma 2.

The standard backward kernel associated with Model  $(\bar{m}, \bar{p}_t, \bar{g})$  is given by

$$\begin{aligned} \bar{B}_{t, \bar{\pi}_t}(x, dz) &:= \frac{\bar{p}_{t+1}(z, x) \bar{\pi}_t(dz)}{\bar{\pi}_t(\bar{p}_{t+1}(\cdot, x))} \\ &= B_{K, \tilde{\pi}_t, N(K)}(x_K, dz_{N(K)}) \frac{\widetilde{\omega}_t(z)}{\widetilde{\omega}_{t, N(K)}(z_{N(K)})} \psi_{N(K)^c}(dz_{N(K)^c}), \quad (19) \end{aligned}$$

where  $B_{K, \tilde{\pi}_t, \mathcal{N}(K)}$  is the blocked backward kernel introduced in Subsection 3.3. With this notation, we have the backward formulation

$$\bar{\mathbb{Q}}_T(dx_{1:T}) = \bar{\pi}_T(dx_T) \prod_{t=1}^{T-1} \bar{B}_{t, \tilde{\pi}_t}(x_{t+1}, dx_t).$$

The third lemma shows that for local test functions, standard smoothing for Model  $(\bar{m}, \bar{p}_t, \bar{g})$  is equivalent to blocked smoothing for the original model, i.e. for the model defined by the triple  $(m, p, g)$ , assuming that we plug in marginals of  $\tilde{\pi}_t$  into the backward kernels.

**6 Lemma.** *Under Assumption 4,*

$$\bar{\mathbb{Q}}_T(F_T) = \int f_{r,J}(x_{r,J}) \tilde{\pi}_{T,K}(dx_{T,K}) \prod_{t=1}^{T-1} B_{K, \tilde{\pi}_t, \mathcal{N}(K)}(x_{t+1,K}, dx_{t,\mathcal{N}(K)}).$$

**Proof.** This follows from Lemma 4 and Equation 19.

## B.5 Central Limit Theorem

The remainder of this section is devoted to the proof of Propositions 2 and 3.

First, we prove the bound the asymptotic (as  $N \rightarrow \infty$ ) variance of blocked backward smoothing in the case that we have IID samples from  $\tilde{\pi}_t$  or from  $\pi_t$  to approximate the filter at each time step.

**Proof (of Proposition 2).** We first prove Part 2 of the proposition. By Lemmata 1, 2 and 3, we are performing standard backward particle smoothing for Model  $(\hat{m}, \hat{p}_t, \hat{g})$ . For any  $t \leq r \leq T$  and any  $x_t \in \mathbb{X}$ , define the following quantities associated with this model.

$$\begin{aligned} \mathcal{Q}_{t,r}(x_t, dx_{t+1:T}) &:= \int \prod_{s=t+1}^r \hat{p}_s(x_{s-1}, x_s) \hat{g}_s(x_s, y_s) \psi(dx_s), \\ D_{t,T}(F_T)(x_t) &:= \int F_T(x_{1:T}) \left[ \prod_{s=1}^{t-1} \hat{B}_{s, \hat{\pi}_s}(x_{s+1}, dx_s) \right] \mathcal{Q}_{t,T}(x_t, dx_{t+1:T}). \end{aligned}$$

Furthermore, we write  $Q_{t,r}(f_r)(x_t) := \mathcal{Q}_{t,r}(\mathbf{1} \otimes f_r)(x_t)$ , and also define

$$G_{t,T} := Q_{t,T}(\mathbf{1}) / \hat{\pi}_t Q_{t,T}(\mathbf{1}) \quad \text{and} \quad P_{t,T}(F_T) := D_{t,T}(F_T) / D_{t,T}(\mathbf{1}).$$

By Del Moral et al. (2010, Theorem 3.1) – transferring the results from prediction to updated models as described in Del Moral (2004, Section 2.4.3) –

the FS approximation of  $\widehat{\mathbb{Q}}_T(F_T)$  is asymptotically normal with asymptotic variance

$$\begin{aligned}\sigma_T^2(F_T) &:= \sum_{t=1}^T \widehat{\pi}_t \left( G_{t,T}^2 P_{t,T}(F_T - \widehat{\mathbb{Q}}_T(F_T))^2 \right) \\ &\leq (\varepsilon^4 \kappa^2)^{\text{card } K} \sum_{t=1}^T \widehat{\pi}_t \left( P_{t,T}(F_T - \widehat{\mathbb{Q}}_T(F_T))^2 \right).\end{aligned}$$

Here, we have used that by Del Moral et al. (2010, Proposition 4.3.3), we have

$$G_{t,T} = \frac{Q_{t,T}(\mathbf{1})}{\widehat{\pi}_t Q_{t,T}(\mathbf{1})} \leq (\varepsilon^2 \kappa)^{\text{card } K}.$$

For any  $t, r \in \mathbb{N}$ , define the Markov kernels  $R_{t,r}: \mathbb{X} \times \text{Borel}(\mathbb{X}) \rightarrow [0, 1]$  by

$$R_{t,r}(f_r)(x_t) := \begin{cases} \delta_{x_t}(f_r) = f_r(x_t), & \text{if } t = r, \\ \int_{\mathbb{X}^{t-r}} f_r(x_r) \prod_{s=t-1}^r \widehat{B}_{s,\widehat{\pi}_s}(x_{s+1}, dx_s), & \text{if } t > r, \\ Q_{t,r}(f_r)(x_t)/Q_{t,r}(\mathbf{1})(x_t), & \text{if } t < r. \end{cases}$$

Let  $\text{osc}(f) := \sup_{(x,y) \in \mathbb{X}^2} |f(x) - f(y)|$  denote the oscillations of some function  $f: \mathbb{X} \rightarrow \mathbb{R}$  and let  $\text{Osc}_1(\mathbb{X})$  denote the set of all real-valued functions with domain  $\mathbb{X}$  whose oscillations are less than 1. Furthermore, let  $\beta(M) := \sup_{f \in \text{Osc}_1(\mathbb{X})} \text{osc}(M(f)) \in [0, 1]$  denote the Dobrushin coefficient of a Markov kernel  $M: \mathbb{X} \times \text{Borel}(\mathbb{X}) \rightarrow [0, 1]$ . Then we have

$$\widehat{\pi}_t \left( P_{t,T}(F_T - \widehat{\mathbb{Q}}_T(F_T))^2 \right) \leq 4\beta(R_{t,r}),$$

where we have used that since  $\|f_{r,J}\| \leq 1$ ,

$$\text{osc}\left((F_T - \widehat{\mathbb{Q}}_T(F_T))/2\right) = \text{osc}\left((f_{r,J} - \widehat{\mathbb{Q}}_T(F_T))/2\right) \leq 1.$$

For any  $t \in \mathbb{N}$ , we can bound the Dobrushin coefficient of  $R_{t,r}$  as follows:

$$\beta(R_{t,r}) \leq (1 - (\varepsilon^4 \kappa)^{-\text{card } K})^{|t-r|}. \quad (20)$$

If  $t = r$ , Equation 20 holds because we clearly have  $\beta(R_{t,r}) \leq 1$ . If  $t < r$ , then Equation 20 is implied by Del Moral et al. (2010, Proposition 4.3.3). Finally, it can be easily checked that  $\widehat{B}_{t,\widehat{\pi}_t}(x, \cdot) \geq \varepsilon^{-4\text{card } K} \widehat{B}_{t,\widehat{\pi}_t}(z, \cdot)$ , for any  $(x, z) \in \mathbb{X}^2$ , and this implies that  $\beta(\widehat{B}_{t,\widehat{\pi}_t}) \leq (1 - \varepsilon^{-4\text{card } K})$ . Since  $\kappa \geq 1$ , we obtain the above-mentioned bound in the case that  $t > r$  as well:

$$\beta(R_{t,r}) \leq \prod_{s=t-1}^r \beta(\widehat{B}_{s,\widehat{\pi}_s}) \leq (1 - \varepsilon^{-4\text{card } K})^{t-r} \leq (1 - (\varepsilon^4 \kappa)^{-\text{card } K})^{|t-r|}.$$

As a result,

$$\sum_{t=1}^T \beta(R_{t,r}) \leq 2 \sum_{t=0}^{\infty} (1 - (\varepsilon^4 \kappa)^{-\text{card } K})^t = 2(\varepsilon^4 \kappa)^{\text{card } K},$$

so that

$$\sigma_T^2(F_T) \leq 8(\varepsilon^8 \kappa^3)^{\text{card } K} = e^{c_1 \text{card } K} \leq e^{c_1 |\mathcal{K}|_{\infty}},$$

with  $c_1 := \log(8\varepsilon^8 \kappa^3)$ . This completes the proof of Part 2.

To prove Part 1, we note that by Lemmata 4, 5 and 6, we are performing standard backward particle smoothing for Model  $(\bar{m}, \bar{p}_t, \bar{g})$ . Using the same arguments as in the proof of Part 2 – but with  $(\widehat{m}, \hat{p}_t, \hat{g}, \hat{Q}_T, \hat{\pi}_t, \hat{B}_{t,\hat{\pi}_t})$  replaced by  $(\bar{m}, \bar{p}_t, \bar{g}, \bar{Q}_T, \bar{\pi}_t, \bar{B}_{t,\bar{\pi}_t})$  – then completes the proof.

## B.6 Asymptotic Bias

We conclude this section by proving the bound the asymptotic (as  $N \rightarrow \infty$ ) bias of blocked backward smoothing in the case that we use either the BPF or IID samples from  $\tilde{\pi}_t$  to approximate the filter at each time step.

**Proof (of Proposition 3).** By Lemmata 4, 5 and 6, running the blocked backward smoothing recursion (without enlarged blocks) using filter approximations obtained from a BPF (using the same partition  $\mathcal{K}$ ) induces an asymptotic (in  $N$ ) bias which satisfies the following the upper bound obtained by Rebeschini and van Handel (2014, Theorem 4.3):

$$\|\bar{Q}_T - Q_T\|_{\{t\} \times J} = \|\tilde{Q}_T - Q_T\|_{\{t\} \times J} \leq c_2 \text{card}(J) e^{-c_3 d(J, \partial K)},$$

for some constants  $c_2, c_3 \in \mathbb{R}$ , any  $t \leq T$ , and any  $J \subseteq K$ . Note that even though Rebeschini and van Handel (2014, Theorem 4.3) only state such a bound for the filter, the proof remains valid for other marginals of the joint smoothing distribution.

## C Implementation Details

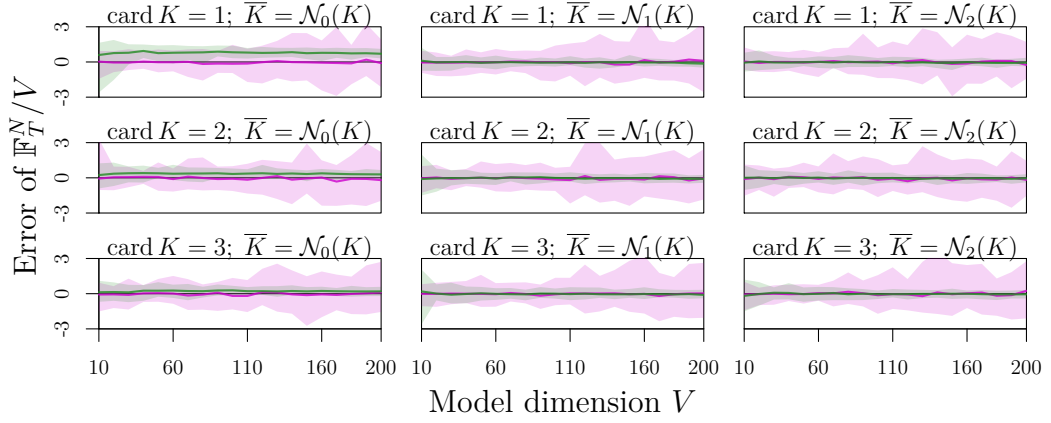
All the computations in this paper were implemented in the programming language C++ using the Armadillo linear algebra library (Sanderson and Curtin, 2016). All the algorithms were called from the R programming language (R Core Team, 2015) using various Rcpp (Eddelbuettel and François, 2011; Eddelbuettel, 2013) libraries.

## References

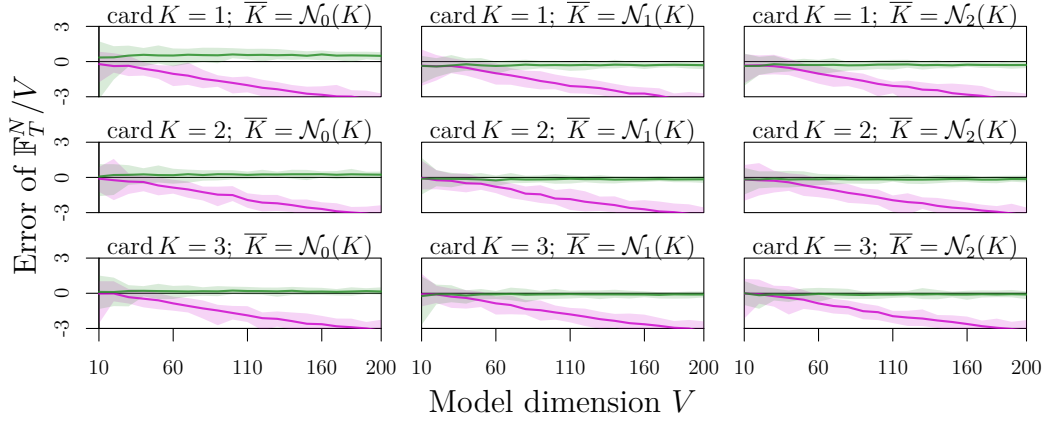
- Ala-Luhtala, J., Whiteley, N., Piché, R., and Ali-Löytty, S. (n.d.). Factorized approximations in high-dimensional hidden Markov models. in preparation.
- Andrieu, C., Doucet, A., and Holenstein, R. (2010). Particle Markov chain Monte Carlo methods. *Journal of the Royal Statistical Society: Series B (Statistical Methodology)*, 72(3):269–342. With discussion.
- Besada-Portas, E., Plis, S. M., Jesus, M., and Lane, T. (2009). Parallel subspace sampling for particle filtering in dynamic Bayesian networks. In *Machine Learning and Knowledge Discovery in Databases*, pages 131–146. Springer.
- Beskos, A., Crisan, D., Jasra, A., Kamatani, K., and Zhou, Y. (2014). A stable particle filter in high-dimensions. *ArXiv e-prints*, 1412.3501.
- Boyen, X. and Koller, D. (1998). Tractable inference for complex stochastic processes. In *Proceedings of the 14th Conference on Uncertainty in Artificial Intelligence*, pages 33–42. Morgan Kaufmann Publishers.
- Boyen, X. and Koller, D. (1999a). Approximate learning of dynamic models. In *Proceedings of the Eleventh Conference on Advances in Neural Information Processing Systems*, page 396. MIT Press.
- Boyen, X. and Koller, D. (1999b). Exploiting the architecture of dynamic systems. In *Proceedings of the 16th National Conference on Artificial Intelligence*, pages 313–320.
- Brandao, B. C., Wainer, J., and Goldenstein, S. K. (2006). Subspace hierarchical particle filter. In *19th Brazilian Symposium on Computer Graphics and Image Processing*, pages 194–204. IEEE.
- Cappé, O., Moulines, E., and Rydén, T. (2005). *Inference in Hidden Markov Models*. Springer Series in Statistics. Springer.
- Carpenter, J., Clifford, P., and Fearnhead, P. (1999). An improved particle filter for nonlinear problems. *IEE Proceedings – Radar, Sonar and Navigation*, 146(1):2–7.
- Chopin, N., Jacob, P. E., and Papaspiliopoulos, O. (2013). SMC<sup>2</sup>: an efficient algorithm for sequential analysis of state space models. *Journal of the Royal Statistical Society: Series B (Statistical Methodology)*, 75(3):397–426.
- Das, S., Lawless, D., Ng, B., and Pfeffer, A. (2005). Factored particle filtering for data fusion and situation assessment in urban environments. In *Seventh International Conference on Information Fusion*, volume 2, pages 955–962. IEEE.
- Del Moral, P. (1996). Nonlinear filtering: interacting particle solution. *Markov Processes and Related Fields*, 2(4):555–580.
- Del Moral, P. (2004). *Feynman-Kac Formulae: Genealogical and Interacting Particle Systems with Applications*. Springer.
- Del Moral, P., Doucet, A., and Jasra, A. (2006). Sequential Monte Carlo samplers. *Journal of the Royal Statistical Society: Series B (Statistical Methodology)*, 68(3):411–436.
- Del Moral, P., Doucet, A., and Jasra, A. (2012). On adaptive resampling strategies for sequential Monte Carlo methods. *Bernoulli*, 18(1):252–278.
- Del Moral, P., Doucet, A., and Singh, S. (2010). Forward smoothing using sequential Monte Carlo. *ArXiv e-prints*, 1012.5390.

- Del Moral, P., Doucet, A., and Singh, S. S. (2010). A backward particle interpretation of Feynman–Kac formulae. *ESAIM: Mathematical Modelling and Numerical Analysis*, 44(5):947–975.
- Douc, R., Garivier, A., Moulines, E., and Olsson, J. (2009). On the forward filtering backward smoothing particle approximations of the smoothing distribution in general state spaces models. *ArXiv e-prints*, 0904.0316.
- Douc, R., Moulines, E., and Olsson, J. (2014). Long-term stability of sequential Monte Carlo methods under verifiable conditions. *The Annals of Applied Probability*, 24(5):1767–1802.
- Doucet, A. and Johansen, A. M. (2011). A tutorial on particle filtering and smoothing: Fifteen years later. In Crisan, D. and Rozovskii, B., editors, *The Oxford Handbook of Nonlinear Filtering*, Oxford Handbooks, chapter 24, pages 656–704. Oxford University Press.
- Eddelbuettel, D. (2013). *Seamless R and C++ Integration with Rcpp*. Springer.
- Eddelbuettel, D. and François, R. (2011). Rcpp: Seamless R and C++ integration. *Journal of Statistical Software*, 40(8):1–18.
- Godsill, S. J., Doucet, A., and West, M. (2004). Monte Carlo smoothing for nonlinear time series. *Journal of the American Statistical Association*, 99(465).
- Guarniero, P., Johansen, A. M., and Lee, A. (2015). The iterated auxiliary particle filter. *ArXiv e-prints*, 1511.06286.
- Johansen, A. M. and Doucet, A. (2008). A note on auxiliary particle filters. *Statistics & Probability Letters*, 78(12):1498–1504.
- Kantas, N., Doucet, A., Singh, S. S., Maciejowski, J., and Chopin, N. (2015). On particle methods for parameter estimation in state-space models. *Statistical Science*, 30(3):328–351.
- Kitagawa, G. (1996). Monte Carlo filter and smoother for non-Gaussian nonlinear state space models. *Journal of Computational and Graphical Statistics*, 5(1):1–25.
- Lee, A., Yau, C., Giles, M. B., Doucet, A., and Holmes, C. C. (2010). On the utility of graphics cards to perform massively parallel simulation of advanced Monte Carlo methods. *Journal of Computational and Graphical Statistics*, 19(4):769–789.
- MacCormick, J. and Blake, A. (2000). A probabilistic exclusion principle for tracking multiple objects. *International Journal of Computer Vision*, 39(1):57–71.
- Naesseth, C. A., Lindsten, F., and Schön, T. B. (2015). Nested sequential Monte Carlo methods. In *Proceedings of the 32nd International Conference on Machine Learning*.
- Ng, B., Peshkin, L., and Pfeffer, A. (2002). Factored particles for scalable monitoring. In *Proceedings of the 18th Conference on Uncertainty in Artificial Intelligence*, pages 370–377. Morgan Kaufmann Publishers.
- Pitt, M. K. and Shephard, N. (1999). Filtering via simulation: Auxiliary particle filters. *Journal of the American statistical association*, 94(446):590–599.
- Poyiadjis, G., Doucet, A., and Singh, S. S. (2011). Particle approximations of the score and observed information matrix in state space models with application to parameter estimation. *Biometrika*, 98(1):65–80.
- R Core Team (2015). *R: A Language and Environment for Statistical Computing*. R Foundation for Statistical Computing.

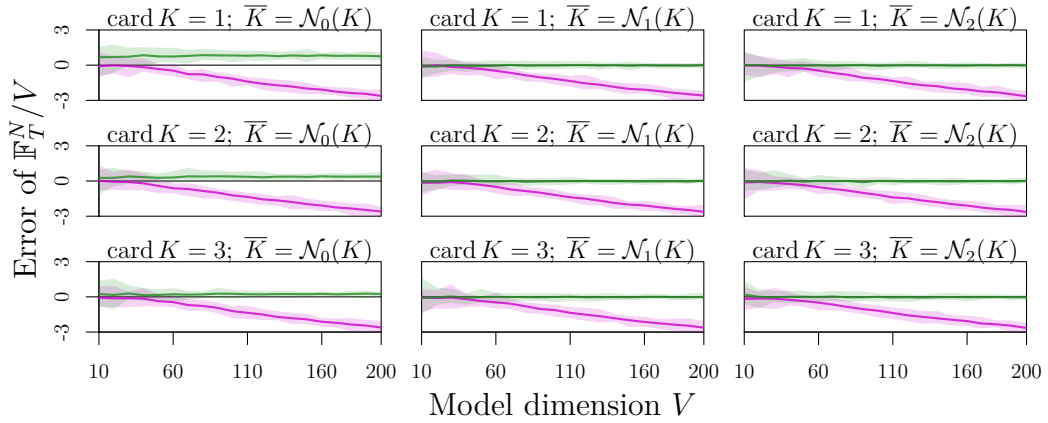
- Rebeschini, P. and van Handel, R. (2014). Comparison theorems for Gibbs measures. *Journal of Statistical Physics*, 157(2):234–281.
- Rebeschini, P. and van Handel, R. (2015). Can local particle filters beat the curse of dimensionality? *The Annals of Applied Probability*, 25(5):2809–2866.
- Sanderson, C. and Curtin, R. (2016). Armadillo: a template-based C++ library for linear algebra. *Journal of Open Source Software*, 1:26.
- Whiteley, N. (2013). Stability properties of some particle filters. *The Annals of Applied Probability*, 23(6):2500–2537.
- Wüthrich, M., Bohg, J., Kappler, D., Pfreundt, C., and Schaal, S. (2015). The coordinate particle filter – a novel particle filter for high dimensional systems. In *2015 IEEE International Conference on Robotics and Automation (ICRA)*, pages 2454–2461.



**a:** Using a standard particle filter to approximate the filter.



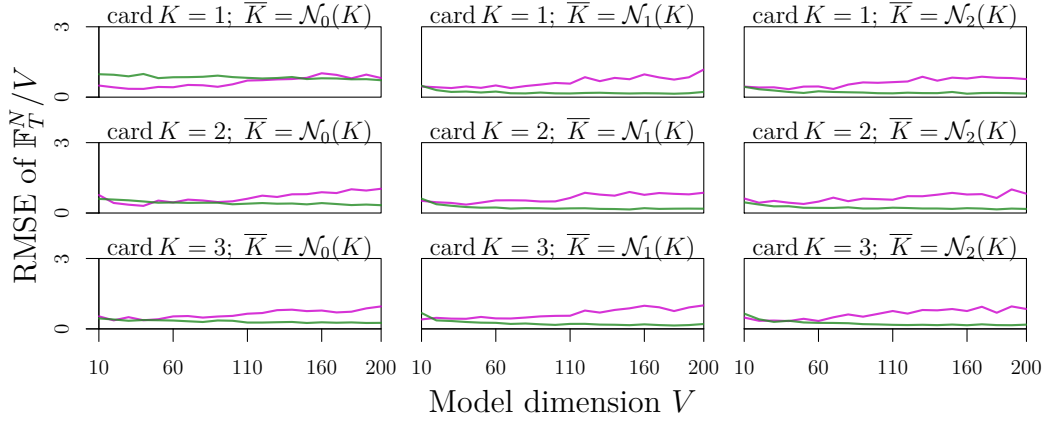
**b:** Using a blocked particle filter to approximate the filter.



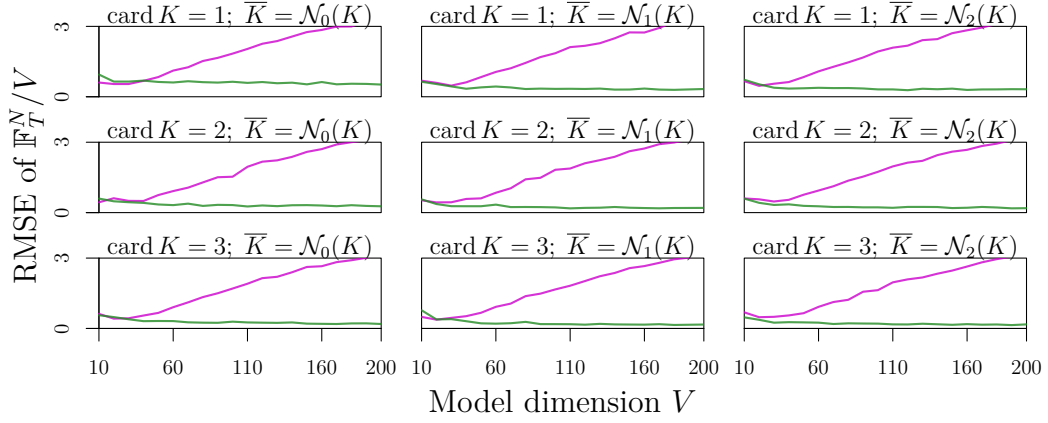
**c:** Using IID samples from the filter.

**Figure 2:** Average of the error:  $(\mathbb{F}_T^N - \mathbb{F}_T)/V$  if  $\mathbb{F}_T = \mathbb{F}_T^{\theta, (2,0)}$ . Obtained from 200 simulation runs using standard (—) and blocked (—) backward sampling. The shaded areas indicate the range of all encountered realisations.

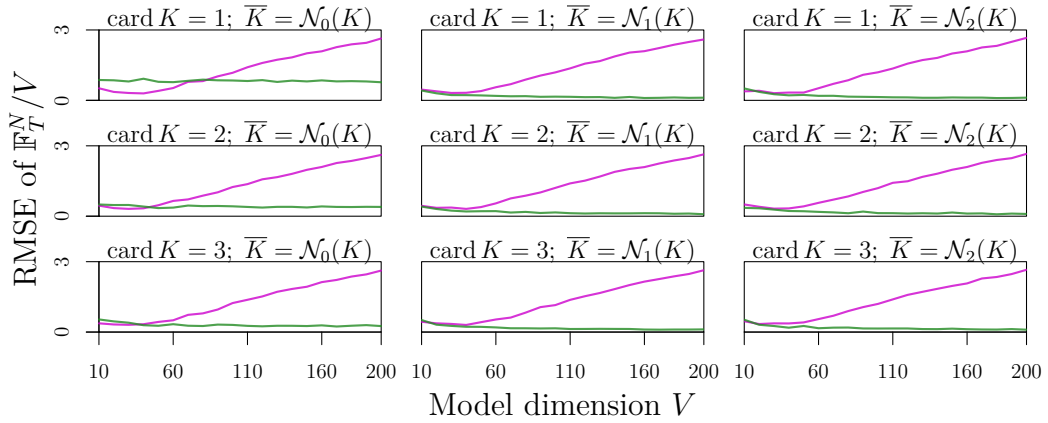




**a:** Using a standard particle filter to approximate the filter.

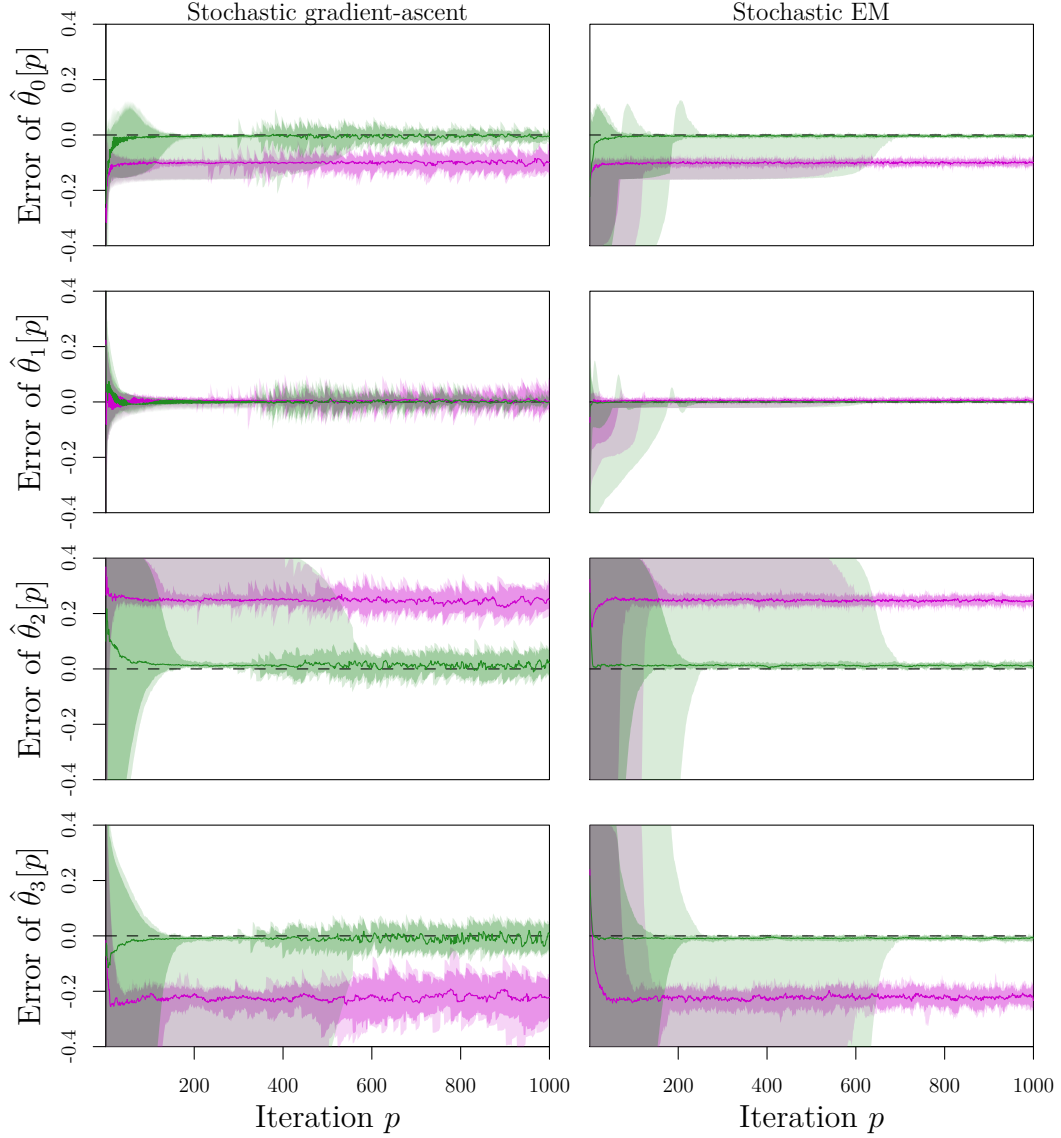


**b:** Using a blocked particle filter to approximate the filter.



**c:** Using IID samples from the filter.

**Figure 3:** Root-mean-square error of the estimate of  $\mathbb{F}_T/V$  if  $\mathbb{F}_T = \mathbb{F}_T^{\theta, (2,0)}$ . Obtained from 200 simulation runs using standard (—) and blocked (—) backward sampling.



**Figure 4:** Average error of the parameter estimates in the linear-Gaussian state-space model for model dimension  $V = 100$ . Obtained from 25 runs of the stochastic gradient-ascent and stochastic EM algorithms using standard (—) and blocked (---) backward sampling. For the latter, we have used blocks of size  $\text{card } K = 3$  and enlarged blocks of size  $\mathcal{N}_2(K)$  for each block  $K \in \mathcal{K}$ . The shaded areas delimit, respectively, the range all encountered realisations and the  $(0.05, 0.95)$ -quantiles.