

A necessary and sufficient condition for minimum phase and implications for phase retrieval

Antonio Mecozzi, *Fellow, IEEE*

Abstract—We give a necessary and sufficient condition for a function $E(t)$ being of minimum phase, and hence for its phase being univocally determined by its intensity $|E(t)|^2$. This condition is based on the knowledge of $E(t)$ alone and not of its analytic continuation in the complex plane, thus greatly simplifying its practical applicability. We apply these results to find the class of all band-limited signals that correspond to distinct receiver states when the detector is sensitive to the field intensity only and insensitive to the field phase, and discuss the performance of a recently proposed transmission scheme able to linearly detect all distinguishable states.

Index Terms—Mathematical methods in physics, Phase retrieval, Coherent communications, Modulation.

I. INTRODUCTION

PHASE retrieval is a longstanding problem in many fields of physics and applied sciences [1], [2], [3], [4]. Sufficient conditions ensuring the exact reconstruction of the full $E(t)$ from the knowledge of the intensity profile only $|E(t)|^2$ are well known. Probably the simplest one is that $E(t)$ is the sum of a component $E_s(t)$ decaying at infinity and lower bounded in frequency, and a continuous wave field \bar{E} , and that $|E_s(t)|^2 < |\bar{E}|^2$ for every t . This condition was explicitly stated by R.E. Burge *et al.* and by L.S. Taylor in [2] and [3], which however noted that it dated back somehow earlier, because it is implicitly used for image reconstruction in Gabor holography [5] and it was also discussed in the context of optical coherence theory [6]. Later, the same condition was independently rediscovered by others, see for instance [7] where the condition was given in the context of wireless channel characterizations, and [8] where the condition was applied to optical measurements. This condition is however not a necessary one, because, as we will see, examples can be given in which the phase can be retrieved from the intensity but this condition is not satisfied.

A necessary and sufficient condition ensuring that the phase of a signal can be faithfully reconstructed from the intensity profile is also well known, and is based on the position in the complex plane of the zeros of $E(t + i\tau)$, the analytic continuation of $E(t)$. Such a condition however is of limited practical use, because the analytic continuation of a function is an ill posed problem and hence far from being amenable to simple numerical solutions [9]. Even in the cases when the analytic continuation is possible, like for instance for a bandwidth limited $E(t)$, finding the zeros in the complex plane can be a difficult numerical task. Being instead the numerical

evaluation of $E(t)$ for t real a relatively trivial task, a necessary and sufficient condition based on the properties of $E(t)$ for t real only would be a very useful tool. To the best of the author's knowledge, however, such a condition has not been reported yet, although as we will see this condition is very similar to the well-established Nyquist stability criterion [10] of control theory.

The outline of this paper is the following. After presenting the derivation of a necessary and sufficient condition ensuring that the phase of the field can be retrieved from its intensity profile, we apply this condition to find the class of band-limited signals corresponding to distinct states when the receiver is insensitive to the signal phase and sensitive to the field intensity only. The implications for the capacity of an optical system using square-law detection at the receiver are finally discussed.

While the examples given in this paper belong to the field of telecommunications only, the new condition discussed here can be of help in all fields of physics and applied sciences where the problem of phase reconstruction from the intensity only is an important one [4].

II. PRELIMINARY STATEMENTS

In this paper, we define the Fourier transform $\tilde{F}(\omega)$ of a function $F(t)$ as

$$\tilde{F}(\omega) = \int_{-\infty}^{\infty} dt \exp(i\omega t) F(t), \quad (1)$$

Lemma 1. Assume a function $E_s(t) \in L^2$, such that its Fourier transform $\tilde{E}(\omega)$ is $\tilde{E}_s(\omega) = 0, \forall \omega < 0$. Then we have

$$E_s(t) = \frac{i}{\pi} \text{p.v.} \int_{-\infty}^{\infty} dt' \frac{E_s(t')}{t - t'}, \quad (2)$$

where with *p.v.* we refer to the Cauchy's principal value of the integral.

Proof: Condition $\tilde{E}_s(\omega) = 0, \forall \omega < 0$ implies that $\tilde{E}_s(\omega) = (1/2)[1 + \text{sign}(\omega)]\tilde{E}_s(\omega)$. Inverse Fourier transformation gives the relation (2). ■

Consequence of Eq. (2) is that the real and imaginary parts of $E_s(t) = E_{s,r}(t) + iE_{s,i}(t)$ are the Hilbert transform of each other

$$E_{s,i}(t) = \frac{1}{\pi} \text{p.v.} \int_{-\infty}^{\infty} dt' \frac{E_{s,r}(t')}{t - t'}, \quad (3)$$

$$E_{s,r}(t) = -\frac{1}{\pi} \text{p.v.} \int_{-\infty}^{\infty} dt' \frac{E_{s,i}(t')}{t - t'}. \quad (4)$$

These relations are known in spectroscopy as Kramers Kronig relations [11], [12].

Antonio Mecozzi is with the Department of Department of Physical and Chemical Sciences, University of L'Aquila, 67100 L'Aquila, Italy e-mail: antonio.mecozzi@univaq.it.

Manuscript received April 19, 2005; revised September 17, 2014.

Lemma 2. Assume a function $E_s(t) \in L^2$ such that its Fourier transform $\tilde{E}(\omega)$ is $\tilde{E}_s(\omega) = 0, \forall \omega < 0$. The analytic continuation of $E_s(t)$ in the lower half plane $E_s(z)$ with $z = t + i\tau$ does not have poles in that region, namely with $\tau < 0$.

Proof: The proof of this theorem can be found in [13]. This is also one the consequence of the Paley-Wiener theorem which states that the inverse Fourier transform of an L^2 function with support in \mathbb{R}^+ is holomorphic in the lower half plane [14]. The property can be directly verified for functions belonging to the finite dimensional space most relevant for the analysis of the second part of this paper, namely for L^2 functions with limited spectral support and vanishing at infinity [see Eq. (28), and notice that the sinc are entire functions]. The property can also be easily verified for $E_s(t) = 1/(2\pi) \sum_n (-ib_n)/(t - i|\tau_n|)$, corresponding to $\tilde{E}_s(\omega) = u(\omega) \sum_n b_n \exp(-\omega|\tau_n|)$ where $u(\cdot)$ is a unit step function. This a case applies, when time and frequency are interchanged (see Section VII), to many causal response functions. ■

Lemma 3. Assume a function $E_s(t) \in L^2$ such that its Fourier transform $\tilde{E}(\omega)$ is $\tilde{E}_s(\omega) = 0, \forall \omega < 0$. Then we have

$$\lim_{\tau \rightarrow -\infty} E_s(t + i\tau) = 0. \quad (5)$$

Proof: Condition $\tilde{E}_s(\omega) = 0, \forall \omega < 0$ allows us to write

$$E_s(t + i\tau) = \int_0^\infty \frac{d\omega}{2\pi} \tilde{E}_s(\omega) \exp(-i\omega t + \omega\tau), \quad (6)$$

Equation (5) is then the consequence of the exponential damping factor $\exp(-i\omega t + \omega\tau) = 0$ for $\tau < 0$ and for positive ω . ■

III. A NECESSARY AND SUFFICIENT CONDITION FOR MINIMUM PHASE

Lemma 4. Let $E_s(z)$ be a holomorphic function in the lower half plane including the real axis. If $E_s(t + i\tau) \rightarrow 0$ for $\tau \rightarrow -\infty$ and $E_s(t) \rightarrow 0$ for $|t| \rightarrow \infty$, then $\tilde{E}_s(\omega) = 0$ for all $\omega < 0$.

Proof: Let us consider the integral in the complex plane $z = t + i\tau$ for $\omega = -|\omega| < 0$,

$$J_C = \oint_{\Gamma} E_s(z) \exp(-i|\omega|z) dz, \quad (7)$$

where Γ is a contour that includes the real axis and returns to $t = -\infty$ from a semicircle in the lower half plane. The integral is the sum of on the semicircle is

$$J_{\Gamma} = \tilde{E}_s(\omega) + J_C, \quad (8)$$

where $J_C = \lim_{R \rightarrow \infty} J_R$, with

$$J_R = \int_{\pi}^{2\pi} E_s[R \exp(i\phi)] \exp\{i[-|\omega|R \exp(i\phi) + \phi]\} R d\phi. \quad (9)$$

In the absence of poles in the lower half-plane we have $J_{\Gamma} = 0$ and hence

$$\tilde{E}_s(\omega) = -J_C \quad \forall \omega < 0. \quad (10)$$

We have

$$|J_R| \leq \int_{\pi}^{2\pi} |E_s[R \exp(i\phi)]| \exp[|\omega|R \sin(\phi)] R d\phi \leq M(R) \int_{\pi}^{2\pi} \exp[|\omega|R \sin(\phi)] R d\phi \quad (11)$$

where $M(R)$ is the maximum of $|E_s[R \exp(i\phi)]|$ for $\phi \in [\pi, 2\pi]$. We have then

$$|J_R| \leq 2M(R) \int_0^{\pi/2} \exp[-|\omega|R \sin(\phi)] R d\phi, \quad (12)$$

where the integral at right-hand side tends to a constant

$$\int_0^{\pi/2} \exp[-|\omega|R \sin(\phi)] R d\phi \sim \int_0^\infty \exp(-|\omega|R\phi) R d\phi = \frac{1}{|\omega|}, \quad R \rightarrow \infty \quad (13)$$

whereas the term $M(R)$ tends to zero for $R \rightarrow \infty$ because $E_s(t + i\tau) \rightarrow 0$ for $\tau \rightarrow -\infty$ and for every t , and $E_s(t) \rightarrow 0$ for $|t| \rightarrow \infty$. Consequently $J_C = \lim_{R \rightarrow \infty} J_R = 0$ for $\omega < 0$ and $\tilde{E}_s(\omega) = -J_C = 0, \forall \omega < 0$. ■

Theorem 1. Given $E_s(t)$ such that $\lim_{|t| \rightarrow \infty} E_s(t) = 0$ and $\tilde{E}_s(\omega) = 0$ for $\omega < 0$ and a constant $\bar{E} \neq 0$, and defining $E(t) = E_s(t) + \bar{E}$, then the number of zeros of $E(t + i\tau)$ with $\tau < 0$ is equal to the winding number (i.e, the number of windings) around the origin of the curve described by $E(t)$ when t runs over the entire real axis from $t \rightarrow -\infty$ to $t \rightarrow \infty$.

Proof: Lemma 2 ensures that $E(z)$ is holomorphic in the lower half plane. Let Γ be a contour encompassing the lower complex plane $z = t + i\tau$ and including the real axis, which moves on the real axis R from $t = -\infty$ to ∞ and returns to $-\infty$ from the lower complex half-plane by a semicircle C with radius $\rho \rightarrow \infty$. By the Cauchy's argument principle, we have

$$I_{\Gamma} = \frac{1}{2\pi i} \oint_{\Gamma} \frac{\dot{E}(z)}{E(z)} dz = N_{\text{zeros}} - N_{\text{poles}}, \quad (14)$$

where $\dot{E}(t) = dE(t)/dt$, N_{zeros} is the number of zeros and N_{poles} is the number of poles of $E(z)$ encircled by Γ . From lemma 2, by the assumption that $\tilde{E}(\omega) = 0$ for $\omega < 0$, the function $E(t + i\tau)$ does not have poles for $\tau < 0$, $N_{\text{poles}} = 0$. Using the substitution $E(z) = v$, we obtain

$$I_{\Gamma} = \frac{1}{2\pi i} \int_{v(\Gamma)} \frac{dv}{v} = N_{\text{zeros}}. \quad (15)$$

Let us now split the integral I_{Γ} in (14) into two parts, $I_{\Gamma} = I_R + I_C$, the first

$$I_R = \frac{1}{2\pi i} \int_{v(R)} \frac{dv}{v} \quad (16)$$

being the contribution of $E(z)$ when z belongs to the real axis R , the second

$$I_C = \frac{1}{2\pi i} \int_{v(C)} \frac{dv}{v}, \quad (17)$$

being the contribution of $E(z)$ when z belongs to the infinite semicircle C . The integration path $v(C)$ is made of the trajectory described by $E(z)$ for $z = R \exp(i\phi)$ when $\phi \in [0, \pi]$. Being $E(z) \rightarrow \bar{E}$ on the infinite semicircle, the length of the integration path $v(C)$ tends to zero. In addition, being $\bar{E} \neq 0$, the modulus of the integrand tends to a finite constant

on the infinite semicircle, $|1/v| \rightarrow 1/|\bar{E}|$, so that $I_C = 0$. Consequently, only the first term survives,

$$I_R = \frac{1}{2\pi i} \int_{v(R)} \frac{dv}{v} = N_{\text{zeros}}. \quad (18)$$

The curve $v(R)$ is made of the trajectory described by $E(t)$ when t runs over the entire time axis. Such curve is closed because $E(t)$ tends to \bar{E} for both $t \rightarrow \infty$ and $t \rightarrow -\infty$. The left hand side of (18) is then equal to the number of times the curve $v(R)$ encircles the origin. This shows that the winding number of the curve described by $E(t)$ when t runs from $t \rightarrow -\infty$ to $t \rightarrow \infty$ is equal N_{zeros} . ■

Signals such that $\tilde{E}(\omega) = 0$ for $\omega < 0$ are called *minimum phase signals* if, beside having no poles of $E(t + i\tau)$ with $\tau < 0$, they have also no zeros with $\tau < 0$. Theorem 1 shows that a necessary and sufficient condition for a signal $E(t)$ to be of minimum phase is that the curve described by $E(t)$ when t runs from $t \rightarrow -\infty$ to $t \rightarrow \infty$ does not encircle the origin. This theorem permits to decide whether a signal is of minimum phase or not by numerically evaluating the values of $E(t)$ for t real only, avoiding the difficult, ill-conditioned [9], analytic continuation of $E(t)$ in the complex plane. Notice that, although non zero, the constant bias \bar{E} can be arbitrarily small.

Theorem 2. *Given a function $E(t) = E_s(t) + \bar{E}$ with $\bar{E} \neq 0$, such that $\tilde{E}_s(\omega) = 0$ for $\omega < 0$ and such that $|E(t)|^2$ tends to zero for $|t| \rightarrow 0$ faster than $|t|^{-\alpha}$ with $\alpha > 1$ and such that the trajectory of $E(t)$ never encircles the origin for $t \in (-\infty, \infty)$. If we define*

$$G(t) = \log \left[\frac{E(t)}{\bar{E}} \right], \quad (19)$$

then $\tilde{G}(\omega)$, the spectrum of $G(t)$, is such that $G(\omega) = 0$ for $\omega < 0$.

Proof: The function $G(t) = \log[1 + E_s(t)/\bar{E}] \in L^2$ because the integral $\int_{-\infty}^{\infty} |G(t)|^2 dt$ can diverge only at the edges where $|t| \rightarrow \infty$ and this is excluded because $|E(t)|^2$ tends to zero for $|t| \rightarrow 0$ faster than $|t|^{-\alpha}$ with $\alpha > 1$. Consequently, the Fourier transform $\tilde{G}(\omega)$ of $G(t)$ is well defined. Lemma 2 implies that there are no poles of $E(t + i\tau)$ for $\tau < 0$ because of the assumption $\tilde{E}(\omega) = 0$ for $\omega < 0$ and hence $E(z)$ is holomorphic in the lower half plane. Theorem 1 ensures the absence of zeros in the same region. Now, it is possible to define a holomorphic function $G(z)$ in the lower half plane such that $G(z) = \log[E(z)/\bar{E}]$, this correspondence defining a proper branch of the logarithm. Then, being the poles of $G(z)$ the poles and the zeros of $E(z)$, no poles of $G(t + i\tau)$ exists for $\tau < 0$. We have $G(t + i\tau) \rightarrow 0$ for $\tau \rightarrow -\infty$ because $E(t + i\tau) \rightarrow \bar{E}$ for $\tau \rightarrow -\infty$. Consequently, lemma 4 ensures that $\tilde{G}(\omega) = 0$ for $\omega < 0$ and hence also that $\tilde{G}(\omega) = 0$ for $\omega < 0$. ■

Theorem 3. *Given a function $E(t) = E_s(t) + \bar{E}$ with $\bar{E} \neq 0$, such that $\tilde{E}_s(\omega) = 0$ for $\omega < 0$ and $\lim_{|t| \rightarrow \infty} E_s(t) = 0$, if the trajectory of $E(t)$ never encircles the origin for $t \in (-\infty, \infty)$, its phase can be reconstructed by a logarithmic*

Hilbert transform

$$\phi(t) = \bar{\phi} + \frac{1}{2\pi} \text{p.v.} \int_{-\infty}^{\infty} dt' \frac{\log [|E(t')|^2]}{t - t'}, \quad (20)$$

where $E(t) = |E(t)| \exp[i\phi(t)]$ and $\bar{E} = |\bar{E}| \exp(i\bar{\phi})$.

Proof: Under the hypotheses stated, theorem 2 ensures that $\tilde{G}(\omega) = 0$ for $\omega < 0$ and, hence, the hypotheses of lemma 1 are verified, so that

$$G(t) = \frac{i}{\pi} \text{p.v.} \int_{-\infty}^{\infty} dt' \frac{G(t')}{t - t'}. \quad (21)$$

Equation (20) is then readily obtained by equating the imaginary parts of both sides of Eq. (21), using $G(t) = \log |E(t)| - \log \bar{E} + i[\phi(t) - \bar{\phi}]$ and that

$$\frac{1}{\pi} \text{p.v.} \int_{-\infty}^{\infty} dt' \frac{\log |\bar{E}|}{t - t'} = 0. \quad (22)$$

Notice that, being

$$\frac{1}{2\pi} \text{p.v.} \int_{-\infty}^{\infty} dt \int_{-\infty}^{\infty} dt' \frac{\log [|E(t')|^2]}{t - t'} = 0. \quad (23)$$

the phase bias $\bar{\phi}$ is also the time average of $\phi(t)$

$$\bar{\phi} = \lim_{T \rightarrow \infty} \frac{1}{T} \int_{-T/2}^{T/2} dt \phi(t), \quad (24)$$

From the necessary and sufficient condition of theorem 3 more restrictive sufficient conditions can be derived. One is the following

Corollary 1. *A function $E(t) = |E(t)| \exp[i\phi(t)]$ such that $\tilde{E}(\omega) = 0$ for $\omega > 0$ and $\lim_{|t| \rightarrow \infty} E(t) = \bar{E} \neq 0$ is of minimum phase, and hence its phase can be reconstructed by the logarithmic Hilbert transform (20) when $\text{real}[E(t) \exp(i\phi_0)] \geq 0, \forall t$ and for a given phase ϕ_0 .*

Proof: Under the hypotheses of the theorem, the curve $E(t)$ never encircles the origin, hence the hypotheses of theorem 3 are satisfied. This corollary can also be proved independently, by defining $F(t) = [E(t)/\bar{E} - Z_0]/Z_0$ with $Z_0 = R \exp(i\phi_0)$, and using this definition into $G(t)$ given by Eq. (19), to obtain $G(t) = \log(Z_0) + \log[1 + F(t)]$. We then note that the expansion

$$G(t) = \log(Z_0) + \sum_{n=1}^{\infty} \frac{(-1)^{n+1}}{n} F^n(t), \quad (25)$$

is legitimate for $|F(t)| < 1$, that is in the circle $|E(t)/\bar{E} - Z_0| < |Z_0|$ centered in Z_0 and of radius $|Z_0| = R$. In the limit $R \rightarrow \infty$, the expansion is then legitimate for $F(t)$ inside the half plane delimited by a straight line passing through the origin and orthogonal to Z_0 and containing Z_0 , which is the region $F(t)$ belongs to by virtue of the condition $\text{real}[E(t) \exp(i\phi_0)] \geq 0, \forall t$. Being the spectrum of $E(t)$ zero for $\omega < 0$, also the spectrum of $F(t)$ and of all its powers $F^n(t)$ is zero for $\omega < 0$. The series expansion (25) then shows that the spectrum of $G(t)$ is zero for $\omega < 0$, and from this the thesis is deduced. ■

Another sufficient condition, more restrictive than that given by corollary 1 and independently discovered by many, including [2], [3], [7], [8], is that if $E(t) = \bar{E} + E_s(t)$ then the signal is of minimum phase if $|E_s(t)|^2 < |\bar{E}|^2$ for every t . It is immediate to show that, if this condition is satisfied, $E(t)$ never encircles the origin and it is consequently of minimum phase. In addition, being

$$|E_s(t)|^2 \leq \int \frac{d\omega}{2\pi} |\tilde{E}_s(\omega)|^2. \quad (26)$$

condition $|\bar{E}|^2 > |E_s(t)|^2$ also includes the even more restrictive one

$$|\bar{E}|^2 > \int \frac{d\omega}{2\pi} |\tilde{E}_s(\omega)|^2 \quad (27)$$

given in [15].

IV. BAND-LIMITED SIGNALS

Let us now considered functions with limited spectral support and belonging to L^2 . We will refer to $\tilde{\mathcal{C}}(0, B)$ as the class of band-limited L^2 functions in the interval $\omega \in [0, 2\pi B]$, namely such that their Fourier transform is $\tilde{E}_s(\omega) = 0$ for $\omega > 2\pi B$ and for $\omega < 0$. Any function $E_s(t) \in \tilde{\mathcal{C}}(0, B)$ can be written in the form

$$E_s(t) = \sum_{n=-N}^N \frac{(-1)^n a_n}{\sqrt{T}} \exp\left(-i\frac{\pi t}{T}\right) \text{sinc}\left[\frac{\pi(t-nT)}{T}\right], \quad (28)$$

where $T = 1/(2B)$. Being the a_n the values of $E_s(t)$ at $t = nT$, that is $E_s(nT) = a_n/\sqrt{T}$, the signal can be reconstructed from the a_n alone. We assume that N is finite, so that $E_s(t) \in L^2$. Assume once again $E(t) = E_s(t) + \bar{E}$.

Although we assumed $\bar{E} \neq 0$, the results obtained are valid for \bar{E} arbitrarily small. The case $\bar{E} = 0$ is a delicate one, because in this case, $G(t) \notin L^2$, so that $\tilde{G}(\omega)$ is not defined. In this case, however, the role of \bar{E} is not essential for convergence of the logarithmic Hilbert transform (20). Indeed, the phase of every $E(t) \in \tilde{\mathcal{C}}(0, B)$ is well defined for every \bar{E} , and it does not diverge for $\bar{E} = 0$. For $\bar{E} \neq 0$, if $E(t)$ does not encircle the origin, $\phi(t)$ given by Eq. (20) gives the phase of $E(t)$. Consequently, if $E(t)$ does not encircle the origin the phase of $E(t)$ can be still calculated for $\bar{E} = 0$ using Eq. (20) in the limit $\bar{E} \rightarrow 0$, which for what said does not diverge. We may therefore remove in the following the condition $\bar{E} = 0$ assuming that this case is included as the limit for $\bar{E} \rightarrow 0$.

Corollary 2. *Let the two fields $E_0(t) \in \tilde{\mathcal{C}}(0, B)$ and $E'_0(t) \in \tilde{\mathcal{C}}(0, B)$ having the same intensity $|E_0(t)|^2 = |E'_0(t)|^2$. If $E_0(t)$ and $E'_0(t)$ do not encircle the origin, then they are both minimum phase signals and hence $E_0(t) = E'_0(t) \exp(i\bar{\phi})$, $\forall t$, where $\bar{\phi}$ is an arbitrary constant phase.*

An interesting and not immediately obvious property is now the following:

Theorem 4. *Given an arbitrary field $E(t) \in \tilde{\mathcal{C}}(0, B)$, then*

$$E_0(t) = |E(t)| \exp[i\phi_0(t)], \quad (29)$$

where

$$\phi_0(t) = \bar{\phi} + \frac{1}{2\pi} \text{p.v.} \int_{-\infty}^{\infty} dt' \frac{\log [|E(t')|^2]}{t-t'}, \quad (30)$$

with $\bar{\phi}$ an arbitrary phase, is also band-limited to the same interval.

Proof: This theorem is parallel to an analogous one in [16] that gives the condition for a function to be the auto-convolution of a time limited function. If the analytic continuation of $E(t)$, namely $E(t+i\tau)$, has no zeros for $\tau < 0$, then we have $E(t) = E_0(t)$ for a suitable value of $\bar{\phi}$. If this is not the case, any zero of $E(t+i\tau)$ in the lower complex half plane, say $t_0 - i|\tau_0|$, can be removed by multiplication by the pure phase modulation

$$H(t) = \frac{t-t_0-i|\tau_0|}{t-t_0+i|\tau_0|} = 1 - \frac{2}{1-i(t-t_0)/|\tau_0|}, \quad (31)$$

which adds a zero in the upper half plane symmetrically placed with respect to the real axis. The spectrum of the field $E'(t)$ after the phase modulation is

$$\begin{aligned} \tilde{E}'(\omega) &= \tilde{E}(\omega) - 2|\tau_0| \int \frac{d\omega'}{2\pi} \tilde{E}(\omega') u(\omega - \omega') \\ &\quad \times \exp[i(\omega - \omega')(t_0 - i|\tau_0|)], \end{aligned} \quad (32)$$

where $u(\cdot)$ is the unit step function. The integral at right hand side of (32) is zero for $\omega < 0$ because the non-zero regions of $E(\omega')$ and $u(\omega - \omega')$ do not overlap, and it is also zero for $\omega > 2\pi B$ because in this case $u(\omega - \omega')$ can be replaced by 1 and

$$\int \frac{d\omega'}{2\pi} \tilde{E}(\omega') \exp[-i\omega'(t_0 - i|\tau_0|)] = E(t_0 - i|\tau_0|) = 0. \quad (33)$$

After the phase modulation, the spectrum is still zero for $\omega < 0$ and $\omega > 2\pi B$, and the zero at $t_0 - i|\tau_0|$ is replaced by a zero at $t_0 + i|\tau_0|$. This procedure can be repeated until all the zeros in the lower complex half plane are removed. At the end, the resulting field is a minimum phase signal still bandwidth limited to the same bandwidth of the original signal. Being the minimum phase signal unique, this signal is equal to $E_0(t)$ given by Eq. (29). ■

Corollary 2 than shows that if the minimum phase condition is met, then the intensity profile uniquely determine the function $E_0(t)$ with the exception of an immaterial rotation of the complex plane. From now on, we will refer for convenience to $E(t)$ as the equivalence class of functions that differ from one another by an arbitrary constant phase factor. Consequently, corollary 2 states that the minimum phase signal is unique.

Theorem 4 ensures that the class of band-limited signals with a common intensity profile always includes the minimum phase signal. To be more precise, theorem 4 ensures that if one groups the functions $E(t) \in \tilde{\mathcal{C}}(0, B)$ into functions with the same intensity profile $I(t) = |E(t)|^2$, any of these classes always includes the minimum phase function $E_0(t) \in \tilde{\mathcal{C}}(0, B)$, which corollary 2 ensures is unique, with the caveat of considering equivalent all functions differing by a pure phase factor. Consequently, all possible intensity profiles $I(t) = |E(t)|^2$ with $E(t) \in \tilde{\mathcal{C}}(0, B)$ can be set into a one-to-one correspondence with the class of functions $E_0(t)$.

From theorem 4 we may also draw the important consequence that the ratio between a signal $E(t) \in \tilde{\mathcal{C}}(0, B)$ that encircles N times the origin and the minimum phase signal

$E_0(t)$ with the same intensity profile $|E_0(t)|^2 = |E(t)|^2$, which we define as

$$H_N(t) = \frac{E(t)}{E_0(t)}, \quad (34)$$

has the form

$$H_N(t) = \prod_{k=1}^N \left[1 - \frac{2}{1 - i(t - t_k)/|\tau_k|} \right], \quad (35)$$

where $t_k - i|\tau_k|$ are the N zeros of $E(t + i\tau)$ in the lower complex half plane. The function $H_N(t)$ is the product of terms which are 1 minus a Lorentzian line-shape, centered on the real parts t_k and of width equal to the modulus of the imaginary part $|\tau_k|$ of each zero in the lower complex half plane. When these Lorentzian line-shapes are well separated, which may occur when the number N is small, we have

$$H_N(t) \simeq 1 - \sum_{k=1}^N \frac{2}{1 - i(t - t_k)/|\tau_k|}, \quad (36)$$

so that $H_N(t)$ is almost everywhere 1 with the exception of small regions of amplitude $|\tau_k|$ around the time t_k where the deviation from unit has a Lorentzian shape. The magnitude of the imaginary parts of the zeros in the lower complex half plane $|\tau_k|$ is proportional to the amplitude of the region around t_k where the reconstruction of the phase with the logarithmic Hilbert transform is inaccurate.

V. ENCODING INFORMATION ON THE INTENSITY OF AN ELECTROMAGNETIC FIELD

Let us now consider the following problem: What is the most efficient transmission over a bandwidth $B = 1/T$ for the complex field $E(t)$ if we have the capability of modulating the optical field in modulus and phase and we perform square-law intensity detection of the transmitted signal at the receiver? The study of transmission systems where only direct detection is applied at the receiver became lately an intense area of research, targeting high capacity applications in the short reach range [17], [18], [19], [20], [21], [22]. Although the information is not contained in the phase of the optical field, a suitable phase shaping is required to confine the signal within a limited bandwidth. One could in principle think of generating an arbitrary amplitude modulation at bandwidth $2B$ and then use a phase modulation equal to the logarithmic Hilbert transform of the intensity that makes this signal single sideband, as proposed in [21], but in general the spectrum of the signal after modulation is not zero for $\omega > 2\pi B$, and is in principle unbounded for positive frequencies.

The analysis of the present paper gives a general solution to this problem. We have shown in section IV that all possible field patterns of a given optical bandwidth can be grouped into classes of fields with the same intensity pattern, and theorem 4 ensured that to each of these classes belongs the minimum phase signal E_0 . Restricting the set of symbols to minimum phase signals therefore does not reduce the set of symbols available to transmission. The recently proposed Kramers Kronig (KK) transmission scheme [23] is capable of receiving without errors any minimum phase signal $E_0(t)$ and

hence it maximizes the set of symbols that can be received over a given optical bandwidth. The principle of operation of the receiver is very simple: the receiver detects the intensity profile only, and the phase of the field is calculated from the intensity profile using the logarithmic Hilbert transform (20) over an integration time window much longer than the inverse of the optical field bandwidth. Assuming that chromatic dispersion is optically compensated or pre-compensated at the transmitter, we will show in the section that follows that a signal constellation like (28) with $\text{real}(a_n) > a$ and $\text{imag}(a_n) > a$ with a a suitably chosen positive constant produces a minimum phase signal. It is enough, in general, to choose a much smaller than the range of possible values of a_n , so that the available symbols are almost all those belonging to one quadrant, say the first, of the complex plane, one quarter of all possible symbols available on the two quadratures. If some additive noise impairs the signal field, and if the noise is small enough that the perturbed field does not encircle the origin, then the perturbed field is still of minimum phase and faithfully detected by the receiver. Therefore, in spite of the fact that the quadratic receiver detects the field intensity only, and that the phase is calculated from the intensity profile and not independently measured, the receiver acts as a linear receiver (in the field) that is capable of detecting signals in the first quadrant only. Consequently, for high signal-to noise ratio, we may conjecture that the capacity of such system is of the order of the capacity (per unit bandwidth) of a coherent system in which the symbols are constrained in the first quadrant only, approximately two bit less than the capacity of a full, unconstrained, coherent system [23], [24].

VI. NUMERICAL VALIDATION

We numerically validated the results of the previous sections by testing on a signal made as the sequence of 512 waveforms of the form (28) with $a_n = [(b + k_1) + i(b + k_2)]\sqrt{T}$, where n runs from 1 to 512 and k_1 and k_2 are randomly chosen between 0 and 7. This signal corresponds to a shifted 16 quadrature-amplitude modulation (16QAM) constellation. The bias b was chosen equal to two values, one $b_3 = 0.5$ insufficient to make the waveform of minimum phase, and the second $b_0 = 1.1$, that makes the waveform a minimum phase one.

The numerical analysis was performed using a Matlab program, performing the Hilbert transform over a finite time window T_w that in the examples given was chosen as $T_w = 512T$, by multiplication of the spectrum of the signal by $-i \text{sgn}(\omega)$ and using a fast Fourier transform (FFT) and inverse FFT routines, i.e. implicitly assuming a periodic sequence of pulses instead of an L^2 one. The analysis of the periodic case implied by the use of the FFT can be done by replacing the kernel of the Hilbert transform $1/t$ by its T_w -periodic counterpart

$$\sum_{k=-\infty}^{\infty} \frac{1}{t - kT_w} = \frac{\pi}{T_w} \cot\left(\frac{\pi t}{T_w}\right), \quad t \neq \tau, \quad (37)$$

and limiting the integration over τ to a single period $[-T_w/2, T_w/2)$. While the rigorous analysis of the periodic case is beyond the scope of this paper, the correspondence

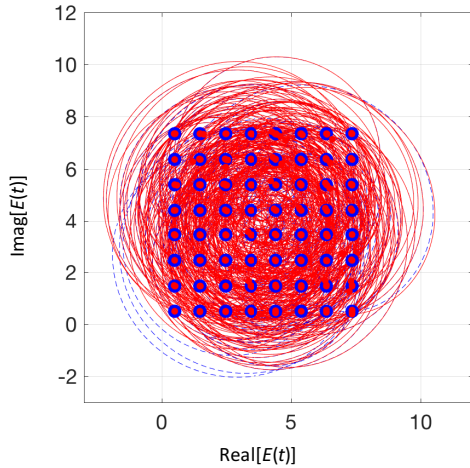


Fig. 1. Complex field of a shifted 16QAM. Red solid line: reconstructed field $E_0(t)$, blue dashed line, detected field $E(t)$, for a bias $b_3 = 0.5$.

between the periodic and the L^2 case can be obtained considering the case $T_w \rightarrow \infty$. In the L^2 case, the field \bar{E} is the time average of the field $E(t)$

$$\bar{E} = \lim_{T_w \rightarrow \infty} \frac{1}{T_w} \int_{-T_w/2}^{T_w/2} E(t) dt, \quad (38)$$

so that in the periodic case the role of the field bias \bar{E} is played by the average of the signal over the length of the symbol sequence T_w

$$\bar{E}_{\text{av}} = \frac{1}{T_w} \int_{-T_w/2}^{T_w/2} dt E(t). \quad (39)$$

An intuitive understanding of this correspondence can be obtained by looking at the spectrum of $E(t) = E_s(t) + \bar{E}$, namely $\hat{E}(\omega) = \hat{E}_s(\omega) + 2\pi\bar{E}\delta(\omega)$, and the spectrum of the periodic sequence. Both \bar{E} and \bar{E}_{av} are the amplitude of the spectral component at zero frequency, the Dirac delta function in $\hat{E}(\omega)$ being replaced by the amplitude of the discrete spectral component at zero frequency in the periodic case.

Figure 1 shows by a blue dashed line a field $E(t)$ obtained with the lowest value of the bias, and by a red solid line the curve $E_0(t)$ reconstructed by the logarithmic Hilbert transform. Big blue dots represent the values of the $E(t)$ at $t = nT_w$, and red smaller dots the values of the reconstructed field at the same times. The curve $E(t)$ has a winding number around the origin of 3. The red solid curve overlaps with the blue dashed one almost everywhere, with the exception of the vicinity of the points where the windings occur. The accuracy of the reconstruction is more evident if we plot the phase reconstructed by the logarithmic Hilbert transform on top of the phase of $E(t)$. This comparison is shown in Figs. 2 and 3, where we show by a red solid line the reconstructed phase and by a blue dashed line the phase of $E(t)$. In Fig. 2 three phase jumps corresponding to the three windings of $E(t)$ around the origin are clearly visible. Figure 3 is the zoom of the plot of Fig. 2 in the vicinity of the second phase jump, showing that the deviation of the phase reconstruction from the phase of $E(t)$ is confined to a small region around the jump.

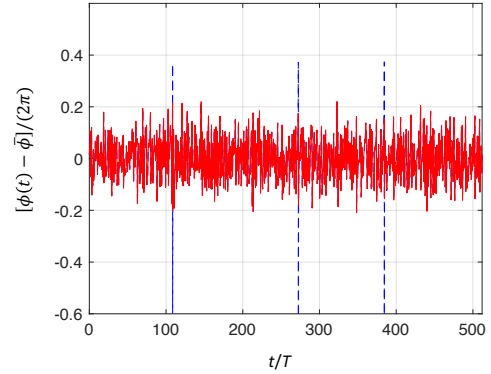


Fig. 2. Phase of a shifted 16QAM. Red solid line: reconstructed phase profile, blue dashed line, phase of $E(t)$, vs. t/T , for a bias $b_3 = 0.5$.

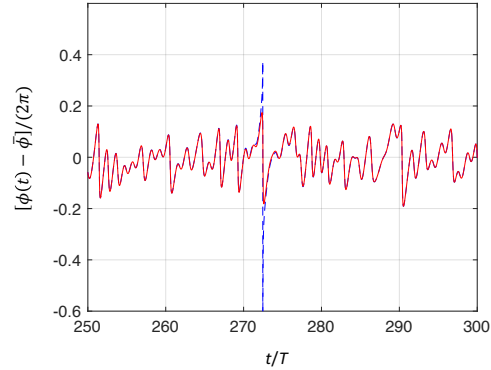


Fig. 3. Phase of a shifted 16QAM. Red solid line: reconstructed phase profile, blue dashed line, phase of $E(t)$, vs. t/T , for a bias $b_3 = 0.5$. This is the zoom in the region of the second phase jump of Fig. 2

The numerical results confirm the conjecture proposed the previous section that the constraint of square-law intensity detection reduces the number of available symbols by approximately one quarter, implying a capacity reduction of two bits over the full coherent detection for the same optical bandwidth.

In Figs. 4 we show the ratio $|H_3(t) - 1| = |E(t)/E_0(t) - 1|$ for the field $E(t)$ of Fig. 1. Figure 4 clearly shows the three Lorentzian of amplitude 2 corresponding to the three encircling of the origin of $E(t)$. Figure 5 shows by a blue solid thin line the same curve in a semilogarithmic scale, and by a red dashed thick line an interpolation with the curve

$$H_3(t) - 1 = \prod_{k=1}^3 \left[1 - \sum_{h=-\infty}^{\infty} \frac{2}{1 - i(t - t_k - hT_w)/|\tau_k|} \right], \quad (40)$$

which, using Eq. (37), becomes

$$H_3(t) - 1 = \prod_{k=1}^3 \left[1 - \frac{2\pi i |\tau_k|}{T_w} \cot \left(\pi \frac{t - t_k + i|\tau_k|}{T_w} \right) \right]. \quad (41)$$

Equation (40) was obtained adapting Eq. (35) to account for the temporal periodicity induced by the use of the FFT algorithm, which introduces an infinite number of replicas of the Lorentzian line-shapes spaced by the time window T_w . The parameters were obtained by interpolation of the main peaks only and were for the real parts $t_1/T_w = 108.5755$,

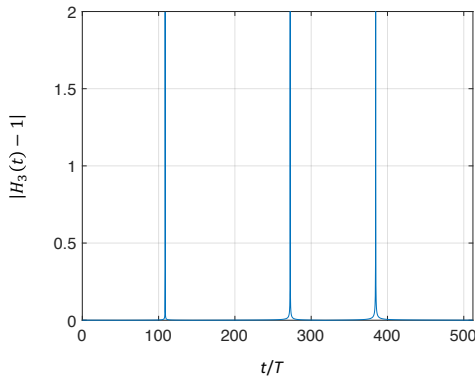


Fig. 4. $|H_3(t) - 1|$ vs. t/T for a bias $b_3 = 1.1$.

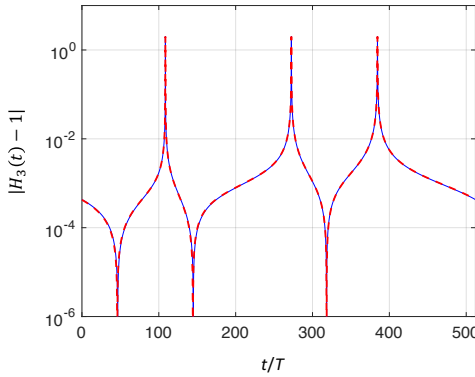


Fig. 5. $|H_3(t) - 1|$ vs. t/T for a bias $b_3 = 1.1$ shown in Fig. 4, in a semilogarithmic scale. The blue solid thin line is the numerical result reported in Fig. 4, the red dashed thick line is the interpolation using Eq. (40).

$t_2/T_w = 272.4868$, and $t_3/T_w = 384.5205$, and for the imaginary parts $|\tau_1|/T_w = 0.0070$, $|\tau_2|/T_w = 0.027$ and $|\tau_3|/T_w = 0.041$. As shown in Fig 4, the expression given in Eq. (41) was accurate more than six orders of magnitude down to the main peaks. However, a single Lorentzian, i.e. only the dominant term with $h = 0$ in Eq. (40), is accurate 2 orders of magnitudes down to the main peak, and is sufficient to exactly reproduce the plot in linear scale shown in Fig. 3. From the average time and the temporal width of each Lorentzian line-shape we were able to compute, with high accuracy, the position of the zeros of $E(t + i\tau)$ in the lower complex half-plane without the need of numerical analytic continuation of $E(t)$.

Figures 6–8 shows the curves obtained with the same a_n sequence used for Figs. 1–5 but with a larger value of the bias $b_0 = 1.1$. In this case, there are no windings of $E(t)$ around the origin, and the reconstructed field coincides with the original one, $E_0(t) \equiv E(t)$. Figure 1 shows the perfect reconstruction of the field at the sampling point by the overlap of the red and the big blue dots.

The example given in Figs. 4–6 corresponds to a case in which beside the condition of no windings around the origin of the trajectories of $E(t)$ also the condition $|E_s(t)|^2 < \bar{E}^2$ was fulfilled. Figures 9 and 10 show instead a case where the condition $|E_s(t)|^2 < \bar{E}^2$ fails but the reconstruction of the phase and consequently of the field from the intensity

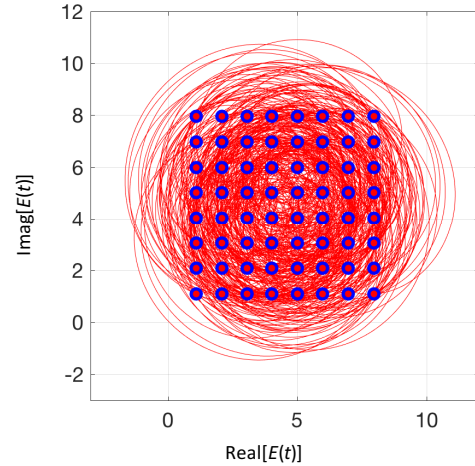


Fig. 6. Complex field of a shifted 16QAM. Red solid line: reconstructed field $E_0(t)$, blue dashed line, detected field $E(t)$, for a bias $b_3 = 1.1$.

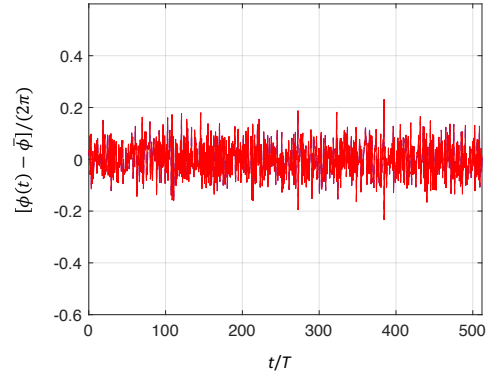


Fig. 7. Phase of a shifted 16QAM. Red solid line: reconstructed phase profile, blue dashed line, phase of $E(t)$, vs. t/T , for a bias $b_3 = 1.1$. The smaller excursion of the phase shown here compared with that of Fig. 4 is caused by the larger distance from the origin due to the larger bias.

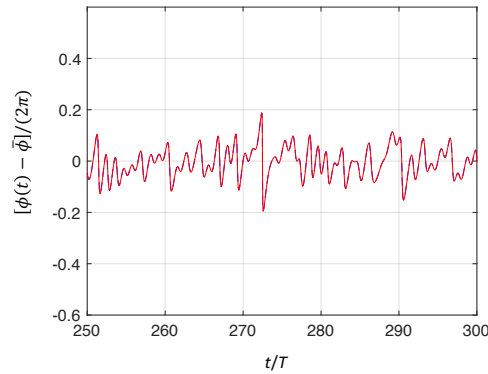


Fig. 8. Phase of a shifted 16QAM. Red solid line: reconstructed phase profile, blue dashed line, phase of $E(t)$, vs. t/T , for a bias $b_3 = 1.1$. This is the zoom in the same region of the phase jump of Fig. 5.

profile is perfect because no windings around the origin occur. These curves were obtained using $a_n = (b + k)\sqrt{T}$, with n running from 1 to 512 and k randomly chosen between 0 and 7, corresponding to an amplitude modulation with 8 levels. The value of b was $b_0 = 0.1$.

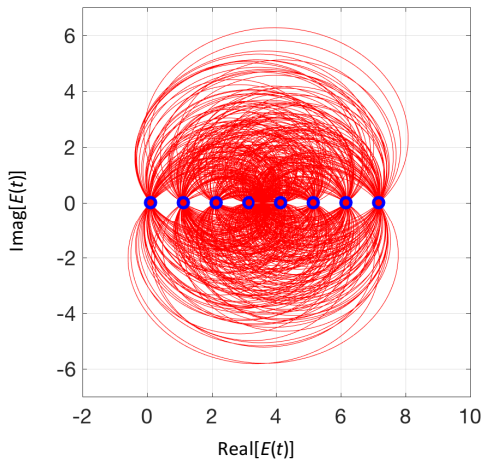


Fig. 9. Complex field of a shifted 8AM. Red solid line: reconstructed field $E_0(t)$, blue dashed line, detected field $E(t)$, for a bias $b_0 = 0.1$.

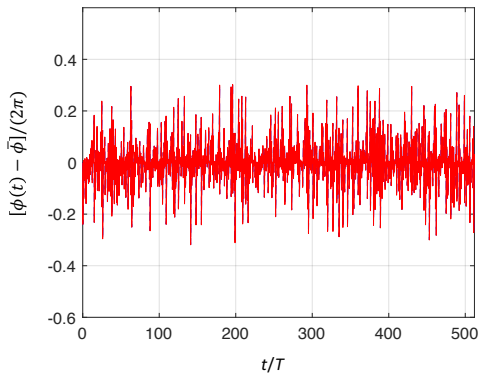


Fig. 10. Phase of a shifted 8AM. Red solid line: reconstructed phase profile, blue dashed line, phase of $E(t)$, vs. t/T , for a bias $b_0 = 0.1$.

VII. TIME-FREQUENCY DUALITY

In this paper, we have considered functions $E(t)$ whose Fourier transform $\tilde{E}(\omega)$ was zero for $\omega < 0$, and our goal was to calculate the phase of $E(t)$ once its intensity $|E(t)|^2$ was measured. Once the necessary changes are made, this case has a one to one correspondence with the case studied in [1], [3], [4], [7], [8] of causal functions $E(t)$, i.e. such that $E(t) = 0$ for $t < 0$, where the goal was to find the phase of $\tilde{E}(\omega)$ once the power spectrum $|E(\omega)|^2$ was measured over a range of frequency. The necessary changes include, for instance, the fact that the property $\tilde{E}(\omega) = 0$ for all $\omega < 0$ implied, as we have seen, that the analytic continuation of $E(t)$ in the complex plane does not have poles in the lower complex half plane, whereas the causality of $E(t)$ considered in [1], [3], [4], [7], [8], namely $E(t) = 0$ for all $t < 0$, implied that the analytic continuation of $\tilde{E}(\omega)$ in the complex ω plane had no poles in the upper complex half plane. The necessary and sufficient condition becomes that $\tilde{E}(\omega)$ does not encircle the origin when ω goes from $-\infty$ to ∞ .

VIII. CONCLUSIONS

We have given a necessary and sufficient condition for a function $E(t)$ to be of minimum phase, and hence for its

phase to be univocally determined by its intensity $|E(t)|^2$. The check of this condition requires only the plot of the function $E(t)$ for t belonging to the real axis, and does not require the analytic continuation of $E(t)$ in the complex plane. We have shown that sufficient conditions previously proposed can be simply derived from this more general one. As an application to communication systems, we find that the recently proposed KK transmission scheme gives a practical way to decode all distinguishable band-limited fields when the detector is sensitive only to the intensity of the field and insensitive to its phase.

REFERENCES

- [1] J. R. Fienup, "Reconstruction of an object from the modulus of its Fourier transform," *Opt. Lett.* **3**, 27–29 (1978).
- [2] R. E. Burge, M. A. Fiddy, A. H. Greenaway, G. Ross, "The Phase Problem," *Proc. R. Soc. Lond. A* **350** 191–212 (1976).
- [3] L. Taylor, "The phase retrieval problem," *IEEE Trans. Antennas Propag.* **29**, 386–391 (1981).
- [4] Y. Shechtman, Y. C. Eldar, O. Cohen, H. N. Chapman, J. Miao, and M. Segev, "Phase Retrieval with Application to Optical Imaging: A contemporary overview," *IEEE Signal Processing Magazine* **32**, 87–109 (2015).
- [5] O. Bryngdahl and A. W. Lohmann, "Interferograms are Image Holograms," *J. Opt. Soc. Am.* **58**, 141–142 (1968).
- [6] C. L. Mehta, "New Approach to the Phase Problem in Optical Coherence Theory," *J. Opt. Soc. Am.* **58**, 1233–1234 (1968).
- [7] D. Cassioli and A. Mecozzi, "Minimum-phase impulse response channels," *IEEE Trans. Commun.* **57**, 3529–3532 (2009).
- [8] A. Mecozzi, "Retrieving the full optical response from amplitude data by Hilbert transform," *Opt. Comm.* **282**, 4183–4187 (2009).
- [9] E. Gallicchio, S.A. Egorov, B.J. Berne, "On the application of numerical analytic continuation methods to the study of quantum mechanical vibrational relaxation processes," *J. Chem. Phys.* **109**, 7745–7755 (1998).
- [10] Hendrik W. Bode, "Network Analysis and Feedback Amplifier Design," Chapter 8, D. Van Nostrand Co. Inc., 250 Fourth Ave., New York (1945).
- [11] R. de L. Kronig "On the theory of the dispersion of X-rays," *J. Opt. Soc. Am.* **12**, 547–557 (1926).
- [12] H.A. Kramers, "La diffusion de la lumiere par les atomes," *Atti Cong. Intern. Fisici, Como – Italy, Transactions of Volta Centenary Congress 2*, 545–557 (1927).
- [13] E. C. Titchmarsh, "Introduction to the Theory of Fourier Integrals," (2nd ed.) Oxford University Press 1948, Ch. V, Theorem 95.
- [14] Walter Rudin, "Real and Complex analysis," (3rd ed.) McGraw-Hill 1987, Ch. 19, theorem 19.2.
- [15] Aydogan Ozcan, Michel J. F. Digonnet, and Gordon S. Kino, "Characterization of Fiber Bragg Gratings Using Spectral Interferometry Based on Minimum-Phase Functions," *J. Lightwave Technol.* **24**, 1739–1757 (2006).
- [16] E. M. Hofstetter, "Construction of Time-Limited Functions with Specified Autocorrelation Functions," *IEEE Trans. Inf. Theory* **10**, 119–126 (1964).
- [17] S. Randel, F. Breyer, S.C.J. Lee, and J.W. Walewski, "Advanced Modulation Schemes for Short-Range Optical Communications," *IEEE J. Sel. Topics Quantum Electron.* **16**, 1280–1289 (2010).
- [18] T. Takahara, T. Tanaka, M. Nishihara, Y. Kai, L. Li, Z. Tao, and J. Rasmussen, "Discrete Multi-Tone for 100 Gb/s Optical Access Networks," in *Optical Fiber Communication Conference, OSA Technical Digest (online)* (Optical Society of America, 2014), paper M2I.1.
- [19] A.J. Lowery and J. Armstrong, "Orthogonal-frequency-division multiplexing for dispersion compensation of long-haul optical systems," *Opt. Express* **14**, 2079–2084 (2006).
- [20] B.J.C. Schmidt, A.J. Lowery, and J. Armstrong, "Experimental Demonstrations of Electronic Dispersion Compensation for Long-Haul Transmission Using Direct-Detection Optical OFDM," *J. Lightwave Technol.* **26**, 196–203 (2008).
- [21] M. Schuster, S. Randel, C.A. Bunge, S.C.J. Lee, F. Breyer, B. Spinnler, and K. Petermann, "Spectrally Efficient Compatible Single-Sideband Modulation for OFDM Transmission With Direct Detection," *IEEE Photon. Technol. Letters* **20**, 670–672 (2008).

- [22] S. Randel, D. Pileri, S. Chandrasekhar, G. Raybon, and P.J. Winzer, "100-Gb/s Discrete-Multitone Transmission Over 80-km SSMF Using Single-Sideband Modulation With Novel Interference-Cancellation Scheme," Proc. of European Conference of Optical Communications 2015 (ECOC15), Valencia – Spain, Paper 0697 (2015).
- [23] A. Mecozzi, C. Antonelli, and M. Shtaif, "Kramers Kronig coherent receiver," *Optica*, vol. 10, Oct. 2016.
- [24] A. Mecozzi and M. Shtaif, "On the capacity of intensity modulated systems using optical amplifiers," *IEEE Photon. Technol. Lett.* **13**, 1029–1031 (2001).