

Simple and Honest Confidence Intervals in Nonparametric Regression*

Timothy B. Armstrong[†]

Yale University

Michal Kolesár[‡]

Princeton University

August 30, 2019

Abstract

We consider the problem of constructing honest confidence intervals (CIs) for a scalar parameter of interest, such as the regression discontinuity parameter, in nonparametric regression based on kernel or local polynomial estimators. To ensure that our CIs are honest, we use critical values that take into account the possible bias of the estimator upon which the CIs are based. We show that this approach leads to CIs that are more efficient than conventional CIs that achieve coverage by undersmoothing or subtracting an estimate of the bias. We give sharp efficiency bounds of using different kernels, and derive the optimal bandwidth for constructing honest CIs. We show that using the bandwidth that minimizes the maximum mean-squared error results in CIs that are nearly efficient and that in this case, the critical value depends only on the rate of convergence. For the common case in which the rate of convergence is $n^{-2/5}$, the appropriate critical value for 95% CIs is 2.18, rather than the usual 1.96 critical value. We illustrate our results in a Monte Carlo analysis and an empirical application.

*We thank Don Andrews, Sebastian Calonico, Matias Cattaneo, Max Farrell, Christoph Rothe and numerous seminar and conference participants for helpful comments and suggestions. We thank Kwok Hao Lee for research assistance. All remaining errors are our own. The research of the first author was supported by National Science Foundation Grant SES-1628939. The research of the second author was supported by National Science Foundation Grant SES-1628878.

[†]email: timothy.armstrong@yale.edu

[‡]email: mcolesar@princeton.edu

1 Introduction

This paper considers the problem of constructing confidence intervals (CIs) for a scalar parameter $T(f)$ of a function f , which can be a conditional mean or a density. The scalar parameter may correspond, for example, to a conditional mean, or its derivatives at a point, the regression discontinuity or the regression kink parameter, or the value of a density or its derivatives at a point. A popular approach to estimation of $T(f)$ is to use kernel or local polynomial estimators. These estimators are both simple to implement, and highly efficient in terms of their mean squared error (MSE) properties (Fan, 1993; Cheng et al., 1997). CIs are typically formed by undersmoothing (choosing the bandwidth to shrink more quickly than the MSE optimal bandwidth) or bias-correction (subtracting an estimate of the estimator’s bias).

In this paper, we propose a simple alternative approach to forming CIs based on these estimators that is more efficient than both undersmoothing and bias-correction in the sense that it leads to shorter CIs while maintaining coverage over the same parameter space \mathcal{F} for f (which typically places bounds on derivatives of f). In particular, one simply adds and subtracts the estimator’s standard error times a critical value that is larger than the usual normal quantile $z_{1-\alpha/2}$, and takes into account the possible bias of the estimator.¹ Asymptotically, these CIs correspond to fixed-length CIs as defined in Donoho (1994), and so we refer to them as fixed-length CIs. We show that the critical value depends only on (1) the order of the derivative that one bounds to define the parameter space \mathcal{F} ; and (2) the criterion used to choose the bandwidth. In particular, if the MSE optimal bandwidth is used with a local linear estimator, computing our CI at the 95% coverage level amounts to replacing the usual critical value $z_{0.975} = 1.96$ with 2.18.

When the criterion for bandwidth choice is the length of the resulting CI, we show that the resulting bandwidth is in fact *larger* than the MSE optimal bandwidth. This contrasts with the work of Hall (1992) and Calonico et al. (2018) on optimality of undersmoothing. Importantly, these papers restrict attention to CIs that use the usual critical value $z_{1-\alpha/2}$. It then becomes necessary to choose a small enough bandwidth so that the bias is asymptotically negligible relative to the standard error, since this is the only way to achieve correct coverage. Our results imply that rather than choosing a smaller bandwidth, it is better to use a larger critical value that takes into account the potential bias; this also ensures correct coverage regardless of the bandwidth sequence. While the fixed-length CIs shrink at the optimal rate, undersmoothed CIs shrink more slowly. We also show that under smoothness assumptions needed to implement bias-correction, our CIs shrink at a faster rate than bias-corrected CIs, once the standard error is adjusted to take into account the variability of the bias estimate (Calonico et al. (2014) show

¹An R package implementing our CIs in regression discontinuity designs is available at <https://github.com/kolesarm/RDHonest>.

that doing so is important for maintaining coverage). The oversmoothing relative to the MSE optimal bandwidth is relatively modest: under a range of conditions most commonly used in practice, a fixed-length CI centered at the MSE optimal bandwidth is 99% efficient relative to using the CI optimal bandwidth. Therefore, a practically attractive implementation of our CIs is to simply center them around an estimator with MSE optimal bandwidth, rather than reoptimizing the bandwidth for length and coverage of the CI.

A key requirement that underlies our results is the notion of honesty: as in [Li \(1989\)](#), we require that the CIs cover the true parameter asymptotically at the nominal level uniformly over the parameter space \mathcal{F} . Furthermore, we allow this parameter space to grow with the sample size. The notion of honesty is closely related to the use of the minimax criterion used to derive the MSE efficiency results: in both cases, one requires good performance uniformly over the parameter space \mathcal{F} . The requirement that the CIs be honest is necessary for good finite-sample performance. In contrast, approaches to inference based on pointwise-in- f asymptotics, such as using bandwidths that optimize the pointwise-in- f asymptotic MSE can lead to arbitrarily poor finite-sample behavior, as we discuss further in [Section 4.1](#). To illustrate the practical importance of this point, we conduct a Monte Carlo study in which we show that commonly used CIs based on plug-in bandwidths that attempt to estimate this pointwise-in- f optimal bandwidth exhibit severe undercoverage, even when combined with undersmoothing or bias-correction.

When the parameter space places a bound M on a derivative of f , our CIs require this bound to be specified explicitly. While this may appear to be a disadvantage of our particular approach, due to impossibility results of [Low \(1997\)](#), [Cai and Low \(2004\)](#), and [Armstrong and Kolesár \(2018a\)](#), this cannot be avoided, regardless of how one forms the CI, without making further restrictions on the function f . In particular, these papers show that, without additional assumptions on the parameter space, one cannot use a data-driven method to estimate M and maintain coverage over the whole parameter space—any other method that appears to avoid making this choice must do so *implicitly*. For example, an apparent advantage of undersmoothing is that it leads to correct coverage for any fixed smoothness constant M . However, as we discuss in detail in [Section 4.2](#), a more accurate description of undersmoothing is that for each sample size n , it implicitly chooses a constant M_n under which coverage is controlled. Given a sequence of undersmoothed bandwidths, we show how M_n can be calculated explicitly. One can then obtain a shorter CI with the same coverage properties by computing a fixed-length CI for the corresponding M_n . Regardless of how one chooses M , the fixed-length CIs we propose are more efficient than undersmoothed or bias-corrected CIs that use the same (implicit or explicit) choice of M . In fact, it follows from the calculations in [Donoho \(1994\)](#) and [Armstrong and Kolesár \(2018a\)](#) that our CIs, when constructed using a length-optimal or MSE-optimal bandwidth, are highly efficient among *all* honest CIs: no other approach to inference can sub-

stantively improve on their length, while still maintaining coverage.

As an alternative to choosing M a priori, one can place additional conditions on the function f that allow for an upper bound on M to be estimated. To maintain efficiency of the resulting CI, however, care must be taken in doing so: if M is a bound on the p th derivative, and one imposes a bound \tilde{M} on the $(p+1)$ th derivative in order to estimate M , then the optimal CI will be based on a different estimator and will depend on the new bound \tilde{M} . To avoid such issues, we propose a regularity class that relates a global polynomial approximation to smoothness of the function f near the point of interest, and we show formally that, for this class, one can obtain a valid and highly efficient CI using a global polynomial rule of thumb suggested by [Fan and Gijbels \(1996\)](#). However, given the additional assumptions required by this (or any) data driven choice of M , we recommend that this approach be used as a starting point for sensitivity analysis allowing for other choices of M .

Another approach to data-driven choices of M is to use “self-similarity” conditions, as suggested by [Giné and Nickl \(2010\)](#), which relate the maximum and minimum bias at different bandwidths. [Bull \(2012\)](#) and [Chernozhukov et al. \(2014\)](#) have obtained rate optimal confidence bands under such conditions, which, like the CIs considered here, use a critical value based on an upper bound on the bias. While these results for confidence bands could be extended to cover the problem of constructing CIs for a scalar parameter, obtaining sharp critical values appears to be very difficult. Indeed, the results of [Armstrong \(2018\)](#) show that the sharp form of such CIs must depend to first order on auxiliary constants used to define self-similarity. Nonetheless, our approach of bounding local smoothness using a global polynomial approximation is inspired by the self-similarity approach taken by this literature, and we see it as being in the same spirit. [Schennach \(2015\)](#) also uses an upper bound on the bias based on an estimated smoothness constant. While the coverage of the resulting CIs is pointwise-in- f , it is plausible that the CIs are honest under additional auxiliary conditions, similar in spirit to self-similarity.

In addition to calculating the relative efficiency of CIs constructed using different bandwidths, our results allow us to calculate the relative efficiency of CIs constructed using different kernels. In particular, we show that the relative efficiency of kernels for the CIs we propose is *the same* as the relative efficiency of the estimates in terms of MSE. Thus, relative efficiency calculations for MSE, such as the ones in [Fan \(1993\)](#), [Cheng et al. \(1997\)](#), and [Fan et al. \(1997\)](#) for estimation of a nonparametric mean at a point (estimation of $f(x_0)$ for some x_0) that motivate much of empirical practice in the applied regression discontinuity literature, translate directly to CI construction. Despite their importance in motivating empirical practice, however, such results are subject to a technical critique about how the parameter space is specified: rather than placing a bound on a derivative of f (a Hölder condition), currently available relative efficiency results place assumptions directly on the error of a Taylor approximation at a partic-

ular point, so that some “nonsmooth” functions are in fact not ruled out.² To address this, we derive the minimax performance of local polynomial estimators under Hölder restrictions on f . These results confirm that the local polynomial estimators used in empirical practice are also highly efficient under Hölder restrictions on f . Furthermore, while we focus on asymptotic CIs and relative efficiency, these results include a derivation of the finite-sample worst-case bias of local polynomial estimators under Hölder restrictions, which was used by [Kolesár and Rothe \(2018\)](#) to form finite-sample valid CIs in a fixed-design regression setting. These findings may be of independent interest.

The requirement of honesty is also important to ensure that our concept of optimality is well-defined and consistent. As discussed above, it allows us to consider bandwidth or kernel efficiency for constructing CIs. In addition, it also allows us to formally show that using local polynomial regression of an order that’s too high given the amount of smoothness imposed is suboptimal. In contrast, under pointwise-in- f asymptotics, high-order local polynomial estimates are superefficient at every point in the parameter space (see Chapter 1.2.4 in [Tsybakov, 2009](#), and [Brown et al., 1997](#)).

To illustrate the implementation of the honest CIs, we reanalyze the data from [Ludwig and Miller \(2007\)](#), who, using a regression discontinuity design, find a large and significant effect of receiving technical assistance to apply for Head Start funding on child mortality at a county level. However, this result is based on CIs that ignore the possible bias of the local linear estimator around which they are built, and an ad hoc bandwidth choice. We find that, if one bounds the second derivative globally by a constant M using a Hölder class, the uncertainty associated with the effect size is much larger than originally reported, unless one is very optimistic about the constant M , allowing f to only be linear or nearly-linear.

Our results build on the literature on estimation of linear functionals in normal models with convex parameter spaces, as developed by [Donoho \(1994\)](#), [Ibragimov and Khas’minskii \(1985\)](#) and many others. As with the results in that literature, our setup gives asymptotic results for problems that are asymptotically equivalent to the Gaussian white noise model, including nonparametric regression ([Brown and Low, 1996](#)) and density estimation ([Nussbaum, 1996](#)). Our main results build on the “renormalization heuristics” of [Donoho and Low \(1992\)](#), who show that many nonparametric estimation problems have renormalization properties that allow easy computation of minimax MSE optimal kernels and rates of convergence. Our results hold under essentially the same conditions, which apply in many classical nonparametric settings.

The CIs we consider in this paper are applications of the fixed-length CIs proposed in the context of inference on linear functionals $T(f)$ in Gaussian nonparametric regression by [Donoho \(1994\)](#), which have also been studied recently in [Armstrong and Kolesár \(2018a\)](#), and in contemporary and subsequent work by [Kolesár and Rothe \(2018\)](#) and [Imbens and Wager \(2019\)](#).

²See [Imbens and Wager \(2019\)](#), as well as our discussion in Section 3.2.1 for an elaboration of this critique.

In contrast to the finite-sample approach taken in these papers, we focus on asymptotic results, and we also allow $T(f)$ to be non-linear. Instead of imposing the nonparametric regression model, we require a renormalization condition (see Eq. (4) below) that allows us to apply the “renormalization heuristics” of [Donoho and Low \(1992\)](#); we are thus able to cover settings such as density estimation or estimation of a bidder valuation in first-price auctions (see Supplemental Appendix C). Our asymptotic approach allows for simplifications that deliver our main relative efficiency results. These efficiency results are different from and complementary to the asymptotic form of the efficiency bounds given in [Donoho \(1994\)](#) and [Armstrong and Kolesár \(2018a\)](#): whereas we consider relative efficiency of estimators and fixed-length CIs based on different kernels and bandwidths, [Donoho \(1994\)](#) and [Armstrong and Kolesár \(2018a\)](#) bound the scope for efficiency gains from CIs that do not fall into this class. [Donoho \(1994\)](#) and [Armstrong and Kolesár \(2018a\)](#) find that the scope for further improvement is small, which motivates our focus on this class of estimators and CIs. See [Remark 2.3](#) for further discussion.

The rest of this paper is organized as follows. [Section 2](#) gives the main results. [Section 3](#) applies our results to inference at a point, sharp and fuzzy RD, and it discusses practical implementation issues, including a rule of thumb for choosing M . [Section 4](#) gives a theoretical comparison of our fixed-length CIs to other approaches, and [Section 5](#) compares them in a Monte Carlo study. Finally, [Section 6](#) presents an empirical application based on [Ludwig and Miller \(2007\)](#). [Appendix A](#) gives proofs of the results in [Section 2](#). Additional results are collected in Supplemental Appendices.

2 General results

We are interested in a scalar parameter $T(f)$ of a function f , which is typically a conditional mean or a density. The function f is assumed to lie in a function class $\mathcal{F} = \mathcal{F}(M)$, which places “smoothness” conditions on f , where M indexes the level of smoothness. We focus on classical nonparametric function classes, in which M corresponds to a bound on a derivative of f of a given order. We allow $M = M_n$ to grow with the sample size n .

We have available a class of estimators $\hat{T}(h; k)$, indexed by a bandwidth $h = h_n > 0$ and a kernel k . Let $\widehat{\text{se}}(h; k)$ denote the standard error of $\hat{T}(h; k)$, an estimate of its standard deviation $\text{sd}_f(\hat{T}(h; k))$. We assume that a central limit theorem applies to $\hat{T}(h; k)$, so that in large samples, the t -statistic $[\hat{T}(h; k) - T(f)]/\widehat{\text{se}}(h; k)$ will be approximately normal with variance 1 and mean given by the ratio of bias to standard deviation, $t_f = (E_f[\hat{T}(h; k) - T(f)])/\text{sd}_f(\hat{T}(h; k))$. Since t_f depends on the unknown function f , this ratio is unknown. Note, however, that we can bound $|t_f|$ by the worst-case ratio of bias to standard deviation (bias-sd ratio), $t_{\mathcal{F}} = \sup_{f \in \mathcal{F}} |E_f[\hat{T}(h; k) - T(f)]|/\text{sd}_f(\hat{T}(h; k))$. Therefore, if this bias-sd ratio can be

computed up to asymptotically negligible terms, we can construct an honest CI as

$$\hat{T}(h; k) \pm cv_{1-\alpha}(t) \cdot \widehat{\text{se}}(h; k), \quad (1)$$

where the approximate bias-sd ratio t satisfies $t = t_{\mathcal{F}}(1+o(1))$, and $cv_{1-\alpha}(t)$ is the $1-\alpha$ quantile of the folded normal distribution $|N(t, 1)|$, or, equivalently, the square root of the $1-\alpha$ quantile of a χ^2 distribution with 1 degree of freedom, and non-centrality parameter t^2 , which is readily available in statistical software. For easy reference, we list these critical values in Table 1 for selected values of t . Because the quantiles of a χ^2 distribution are increasing in its non-centrality parameter, replacing t_f with an upper bound that is valid for all $f \in \mathcal{F}$ yields a CI that is honest over \mathcal{F} . The CI in (1) is an approximate version of a fixed-length confidence interval (FLCI) studied in Donoho (1994), who replaces $\widehat{\text{se}}(h; k)$ with $\text{sd}_f(\hat{T}(h; k))$ in the definition of this CI, and assumes $\text{sd}_f(\hat{T}(h; k))$ is constant over f , in which case its length will be fixed. We thus refer to CIs of this form as “fixed-length”, even though $\widehat{\text{se}}(h; k)$ is random.

To motivate our main regularity condition (4) below that will facilitate studying the performance of these FLCIs and allow for an easy computation of the bias-sd ratio t , suppose that the standard deviation and the worst-case bias of the estimator $\hat{T}(h; k)$,

$$\overline{\text{bias}}(\hat{T}(h; k)) = \sup_{f \in \mathcal{F}} |E_f \hat{T}(h; k) - T(f)|,$$

scale as powers of h . In particular, suppose that, for some $\gamma_b > 0$, $\gamma_s < 0$, $B(k) > 0$ and $S(k) > 0$,

$$\overline{\text{bias}}(\hat{T}(h; k)) = h^{\gamma_b} MB(k)(1 + o(1)), \quad \text{sd}_f(\hat{T}(h; k)) = h^{\gamma_s} n^{-1/2} S(k)(1 + o(1)), \quad (2)$$

where the $o(1)$ term in the second equality is uniform over $f \in \mathcal{F}$. We show in Supplemental Appendix B that this condition will hold whenever the renormalization heuristics of Donoho and Low (1992) can be formalized. This includes most classical nonparametric problems, such as estimation of a density or a conditional mean, or its derivative, evaluated at a point (which may be a boundary point). In Section 3.2.1, we show that (2) holds with $\gamma_b = p$, and $\gamma_s = -1/2$ under mild regularity conditions when $\hat{T}(h; k)$ is a local polynomial estimator of a conditional mean at a point, and $\mathcal{F}(M)$ consists of functions with p th derivative bounded by M .

Remark 2.1. The second condition in (2) implies that the standard deviation does not depend on the underlying function f asymptotically. In certain settings, such as density estimation (see Supplemental Appendix C.1), this may require choosing a localized sequence of parameter spaces \mathcal{F}_n , similar to local asymptotic minimax results in parametric settings (e.g., Section 8.7 in van der Vaart, 1998). While we allow for such dependence, we keep any dependence of \mathcal{F} on

n implicit in our notation in the main text. Similarly, the quantities $B(k)$ and $S(k)$ generally depend on \mathcal{F} (which if the parameter space is localized includes the localization point), as well as on other nuisance parameters, such as the variance of the regression errors. To prevent notational clutter, we keep this dependence implicit.

Under (2), we can use the ratio $t = h^{\gamma_b - \gamma_s} MB(k) / (n^{-1/2} S(k))$ of the leading worst-case bias and standard deviation terms to compute the critical value $cv_{1-\alpha}(t)$ in (1). Analogously to the two-sided case, honest one-sided $1 - \alpha$ CIs based on $\hat{T}(h; k)$ can be constructed by subtracting the standard error times a $1 - \alpha$ quantile of the distribution $\mathcal{N}(t, 1)$. This is asymptotically equivalent to the CI

$$[\hat{T}(h; k) - h^{\gamma_b} MB(k) - z_{1-\alpha} h^{\gamma_s} n^{-1/2} S(k), \infty), \quad (3)$$

which subtracts the maximum bias, in addition to subtracting $z_{1-\alpha}$ times the standard deviation, from $\hat{T}(h; k)$.

Remark 2.2. One could also form honest two-sided CIs by simply adding and subtracting the worst case bias, in addition to adding and subtracting the standard error times $z_{1-\alpha/2} = cv_{1-\alpha}(0)$, the $1 - \alpha/2$ quantile of a standard normal distribution, forming the CI as $\hat{T}(h; k) \pm (h^{\gamma_b} MB(k) + z_{1-\alpha/2} \cdot \widehat{se}(h; k))$. However, since the estimator $\hat{T}(h; k)$ cannot simultaneously have a large positive and a large negative bias, such CI will be conservative, and longer than the CI given in Eq. (1).

To discuss the optimal choice of bandwidth h and compare efficiency of different kernels k in forming one- and two-sided CIs, and compare the results to the bandwidth and kernel efficiency results for estimation, it will be useful to introduce notation for a generic performance criterion. Let $R(\hat{T})$ denote the worst-case (over \mathcal{F}) performance of \hat{T} according to a given criterion, and let $\tilde{R}(b, s)$ denote the value of this criterion when $\hat{T} - T(f) \sim N(b, s^2)$. For FLCIs, we can take their half-length as the criterion, which leads to

$$\begin{aligned} R_{\text{FLCI}, \alpha}(\hat{T}(h; k)) &= \inf \{ \chi : P_f(|\hat{T}(h; k) - T(f)| \leq \chi) \geq 1 - \alpha \text{ for all } f \in \mathcal{F} \}, \\ \tilde{R}_{\text{FLCI}, \alpha}(b, s) &= \inf \{ \chi : P_{Z \sim N(0,1)}(|sZ + b| \leq \chi) \geq 1 - \alpha \} = s \cdot cv_{1-\alpha}(b/s). \end{aligned}$$

To evaluate one-sided CIs, one needs a criterion other than length, which is infinite. A natural criterion is expected excess length, or quantiles of excess length. We focus here on the quantiles of excess length. For CI of the form (3), its worst-case β quantile of excess length is given by $R_{\text{OCI}, \alpha, \beta}(\hat{T}(h; k)) = \sup_{f \in \mathcal{F}} q_{f, \beta}(T(f) - \hat{T}(h; k) + h^{\gamma_b} MB(k) + z_{1-\alpha} h^{\gamma_s} n^{-1/2} S(k))$, where $q_{f, \beta}(Z)$ is the β quantile of a random variable Z . The worst-case β quantile of excess length based on an estimator \hat{T} when $\hat{T} - T(f)$ is normal with variance s^2 and bias ranging between $-b$ and

b is $\tilde{R}_{\text{OCI},\alpha,\beta}(b, s) = 2b + (z_{1-\alpha} + z_\beta)s$. Finally, to evaluate $\hat{T}(h; k)$ as an estimator we use the maximum root mean squared error (RMSE) under \mathcal{F} as the performance criterion:

$$R_{\text{RMSE}}(\hat{T}) = \sup_{f \in \mathcal{F}} \sqrt{E_f[\hat{T} - T(f)]^2}, \quad \tilde{R}_{\text{RMSE}}(b, s) = \sqrt{b^2 + s^2}.$$

The key regularity condition that we impose on the class of estimators $\hat{T}(h; k)$ is that their performance can be approximated in large samples by the performance of a normally distributed estimator with bias and standard deviation that scale as powers of h ,

$$R(\hat{T}(h; k)) = \tilde{R}(h^{\gamma_b} MB(k), h^{\gamma_s} n^{-1/2} S(k))(1 + o(1)). \quad (4)$$

For the performance criteria above, if the estimator $\hat{T}(h; k)$ satisfies an appropriate central limit theorem, and Eq. (2) holds, condition (4) will hold so long as the estimator is centered, so that, up to asymptotically negligible terms, its maximum and minimum bias over \mathcal{F} sum to zero, $\sup_{f \in \mathcal{F}} E_f(\hat{T}(h; k) - T(f)) = -\inf_{f \in \mathcal{F}} E_f(\hat{T}(h; k) - T(f))(1 + o(1))$.³ Heuristically, this follows because if $(\hat{T}(h; k) - E_f \hat{T}(h; k)) / \text{sd}_f(\hat{T})$ is asymptotically $N(0, 1)$, then under (2), $\hat{T}(h; k) - T(f)$ will be in large samples approximately normal, with standard deviation $h^{\gamma_s} n^{-1/2} S(k)$, and mean bounded above and below by $h^{\gamma_b} MB(k)$. In Section 3.2.1, we verify (4) for the problem of estimation of a conditional mean at a point. For estimation of certain smooth non-linear functionals of the regression function or non-parametric density, including fuzzy regression discontinuity discussed in Section 3, and estimating a bidder valuation in first price auctions discussed in Supplemental Appendix C.2, moments of the estimator may not exist. In these cases, one can use Theorems B.1 and B.2 in Supplemental Appendix B to verify (4), which only require a weaker version of (2) stated in terms of convergence in distribution rather than moments, so long as one truncates unbounded loss functions.⁴

We also assume that \tilde{R} is homogeneous of degree one,

$$\tilde{R}(tb, ts) = t\tilde{R}(b, s) \quad \text{for all } t > 0. \quad (5)$$

³This centering condition holds automatically by a symmetry argument for kernel or local polynomial estimators if f is a conditional mean or a density, $T(f)$ is its value or its derivative at a point, or a regression discontinuity parameter, and \mathcal{F} bounds its derivatives. In other cases, Eq. (4) will hold when the estimator is recentered by subtracting $\mathfrak{B} = (\sup_{f \in \mathcal{F}} E_f(\hat{T}(h; k) - T(f)) + \inf_{f \in \mathcal{F}} E_f(\hat{T}(h; k) - T(f)))/2$, or an estimate $\hat{\mathfrak{B}}$ of \mathfrak{B} that is consistent in the sense that $(\hat{\mathfrak{B}} - \mathfrak{B})/\hat{\text{se}}(h; k)$ converges in probability to zero, uniformly over \mathcal{F} . Recentering the estimator in this way improves the estimator's performance under the criteria that we consider.

⁴For evaluating estimators in these cases, we focus on minimizing the limit of the scaled truncated RMSE $\lim_{c \rightarrow \infty} \lim_{n \rightarrow \infty} n^{\gamma/2} M^{\gamma-1} R_{\ell_c}(\hat{T}(h; k))$, where R_{ℓ_c} denotes the worst-case risk under a version of the RMSE that truncates the squared error loss at c^2 . This is equivalent to minimizing the (untruncated) asymptotic RMSE (see Supplemental Appendix B.1 for details). Under this criterion, the RMSE optimal bandwidth defined below and Theorem 2.2 below are not affected by the truncation.

This condition holds for all three criteria considered above. This allows us to simplify the right-hand side of (4). In particular, using the bias-sd ratio $t = h^{\gamma_b - \gamma_s} MB(k)/(n^{-1/2}S(k))$, write the bandwidth as $h = (tn^{-1/2}S(k)/(MB(k)))^{1/(\gamma_b - \gamma_s)}$. Substituting this expression in (4) and using (5) gives

$$\begin{aligned} R(\hat{T}(h; k)) &= \tilde{R}(t^r n^{-r/2} M^{1-r} S(k)^r B(k)^{1-r}, t^{r-1} n^{-r/2} M^{1-r} S(k)^r B(k)^{1-r})(1 + o(1)) \\ &= n^{-r/2} M^{1-r} S(k)^r B(k)^{1-r} t^{r-1} \tilde{R}(t, 1)(1 + o(1)), \end{aligned} \quad (6)$$

where $r = \gamma_b/(\gamma_b - \gamma_s)$. Since the performance criterion converges at the rate $n^{r/2}$ when M is fixed, we refer to r as the rate exponent (this matches the definition in, e.g., [Donoho and Low 1992](#)). We denote the bandwidth choice that minimizes the right-hand side of (6) for a given performance criterion R by $h_R^* = (n^{-1/2}S(k)t_R^*/(MB(k)))^{1/(\gamma_b - \gamma_s)}$, with $t_R^* = \operatorname{argmin}_t t^{r-1} \tilde{R}(t, 1)$, and assume that t_R^* is finite and strictly greater than zero, which is the case for the performance criteria we consider.

The bandwidth choice h_R^* will be asymptotically optimal so long as it is suboptimal to choose a bandwidth sequence h_n such that the bias or the variance dominates asymptotically, which is the case in the settings considered here. For our main results, we assume this directly by assuming that

$$M^{r-1} n^{\frac{r}{2}} R(\hat{T}(h_n; k)) \rightarrow \infty \text{ for any } h_n \text{ with } h_n (nM^2)^{\frac{1}{2(\gamma_b - \gamma_s)}} \rightarrow \infty \text{ or } h_n (nM^2)^{\frac{1}{2(\gamma_b - \gamma_s)}} \rightarrow 0. \quad (7)$$

Under this condition, we only need (4) to hold for bandwidth sequences that are of the same order $(nM^2)^{-1/[2(\gamma_b - \gamma_s)]}$ as the optimal bandwidth h_R^* .⁵ Note that optimal bandwidth is of the same order regardless of the performance criterion—the performance criterion only determines the optimal bandwidth constant through t_R^* .

The next theorem collects implications of these derivations for the performance of different kernels. In particular, we consider minimax performance over bandwidth sequences, that is, bandwidth sequences h_n that achieve the asymptotically best possible worst-case performance in large samples in the sense that $M^{r-1} n^{r/2} (R(\hat{T}(h_n; k)) - \inf_{h>0} R(\hat{T}(h; k))) = o(1)$.

Theorem 2.1. *Let R be a performance criterion with $\tilde{R}(b, s) > 0$ for all $(b, s) \neq 0$. Suppose that Eq. (4) holds for any bandwidth sequence h_n with $\liminf_{n \rightarrow \infty} h_n (nM^2)^{1/[2(\gamma_b - \gamma_s)]} > 0$ and $\limsup_{n \rightarrow \infty} h_n (nM^2)^{1/[2(\gamma_b - \gamma_s)]} < \infty$, and suppose that Eqs. (5) and (7) hold. Define h_R^* and t_R^* as above, and assume that $t_R^* > 0$ is unique and well-defined. Then:*

⁵In typical settings, a necessary condition for Eq. (4) to hold is that the optimal bandwidth h_R^* shrinks at a rate such that $(h_R^*)^{-2\gamma_s} n \rightarrow \infty$ and $h_R^* \rightarrow 0$. If M is fixed, this simply requires that $\gamma_b - \gamma_s > 1/2$, which basically amounts to a requirement that $\mathcal{F}(M)$ imposes enough smoothness so that the problem is not degenerate in large samples. If $M = M_n \rightarrow \infty$, then the condition also requires $n^{r/2} M^{r-1} \rightarrow \infty$, so that M does not increase too quickly.

(i) The asymptotic minimax performance under the kernel k is given by

$$\begin{aligned} M^{r-1}n^{r/2} \inf_{h>0} R(\hat{T}(h; k)) &= M^{r-1}n^{r/2} R(\hat{T}(h_R^*; k)) + o(1) \\ &= S(k)^r B(k)^{1-r} (t_R^*)^{r-1} \tilde{R}(t_R^*, 1) + o(1). \end{aligned}$$

(ii) The asymptotic relative efficiency of two kernels k_1 and k_2 is given by

$$\lim_{n \rightarrow \infty} \frac{\inf_{h>0} R(\hat{T}(h; k_1))}{\inf_{h>0} R(\hat{T}(h; k_2))} = \frac{S(k_1)^r B(k_1)^{1-r}}{S(k_2)^r B(k_2)^{1-r}}.$$

It depends on the rate r but not on the performance criterion R .

(iii) If we consider two performance criteria R_1 and R_2 satisfying the conditions above, then the limit of the ratio of optimal bandwidths for these criteria is

$$\lim_{n \rightarrow \infty} \frac{h_{R_1}^*}{h_{R_2}^*} = \left(\frac{t_{R_1}^*}{t_{R_2}^*} \right)^{1/(\gamma_b - \gamma_s)}.$$

It depends only on γ_b and γ_s and the performance criteria. If (2) holds, the asymptotically optimal bias-sd ratio is given by

$$\lim_{n \rightarrow \infty} \frac{\overline{\text{bias}}(\hat{T}(h_R^*; k))}{\text{sd}_f(\hat{T}(h_R^*; k))} = \underset{t}{\text{argmin}} t^{r-1} \tilde{R}(t, 1) = t_R^*.$$

It depends only on the performance criterion R and rate exponent r .

Part (i) gives the optimal bandwidth formula for a given performance criterion. The performance criterion only determines the optimal bandwidth constant (the optimal bias-sd ratio) t_R^* .

Part (ii) shows that relative kernel efficiency results do not depend on the performance criterion. In particular, known kernel efficiency results under the RMSE criterion such as those in Fan (1993), Cheng et al. (1997), and Fan et al. (1997) apply unchanged to other performance criteria such as length of FLCIs, excess length of one-sided CIs, or expected absolute error.

Part (iii) shows that the optimal bias-sd ratio for a given performance criterion depends on \mathcal{F} only through the rate exponent r , and does not depend on the kernel. The optimal bias-sd ratio for RMSE, FLCI and OCI, respectively, are

$$\begin{aligned} t_{\text{RMSE}}^* &= \underset{t>0}{\text{argmin}} t^{r-1} \tilde{R}_{\text{RMSE}}(t, 1) = \underset{t>0}{\text{argmin}} t^{r-1} \sqrt{t^2 + 1} = \sqrt{1/r - 1}, \\ t_{\text{FLCI}}^* &= \underset{t>0}{\text{argmin}} t^{r-1} \tilde{R}_{\text{FLCI}, \alpha}(t, 1) = \underset{t>0}{\text{argmin}} t^{r-1} \text{cv}_{1-\alpha}(t), \quad \text{and} \end{aligned}$$

$$t_{\text{OCI}}^* = \underset{t>0}{\operatorname{argmin}} t^{r-1} \tilde{R}_{\text{OCI},\alpha,\beta}(t, 1) = \underset{t>0}{\operatorname{argmin}} t^{r-1} [2t + (z_{1-\alpha} + z_\beta)] = (1/r - 1) \frac{z_{1-\alpha} + z_\beta}{2}.$$

Figures 1 and 2 plot these quantities as a function of r . Note that the optimal bias-sd ratio is larger for FLCIs (at levels $\alpha = .05$ and $\alpha = .01$) than for RMSE. Since h is increasing in t , it follows that, for FLCI, the optimal bandwidth *oversmooths* relative to the RMSE optimal bandwidth.

Remark 2.3. Theorem 2.1 does not address whether further efficiency improvements are possible by using estimators that do not fall into the class $\hat{T}(h; k)$, or by using variable length CIs. However, it follows from Donoho (1994) and Armstrong and Kolesár (2018a) that, in typical settings where our results hold, little further improvement is possible. In particular, these papers give efficiency bounds that, applied to our setting, yield asymptotic lower bounds for $R(\hat{T}^*)/R(\hat{T}(h^*; k^*))$, where \hat{T}^* is the optimal estimator or CI among all procedures (for CIs, this includes variable length CIs, with performance measured in terms of expected length), and h^* and k^* are the optimal bandwidth and kernel. These asymptotic lower bounds depend only on the rate exponent r , and so can be used along with the bounds in Theorem 2.1 to obtain the efficiency of a particular kernel and bandwidth relative to the fully optimal procedure.

One can also form FLCIs centered at the estimator that is optimal for different performance criterion R as $\hat{T}(h_R^*; k) \pm \hat{\text{se}}(h_R^*; k) \cdot \text{cv}_{1-\alpha}(t_R^*)$. The critical value $\text{cv}_{1-\alpha}(t_R^*)$ depends only on the rate exponent r and the performance criterion R . In particular, the CI centered at the RMSE optimal estimator takes this form with $t_{\text{RMSE}}^* = \sqrt{1/r - 1}$, which yields the CI

$$\hat{T}(h_{\text{RMSE}}^*; k) \pm \text{cv}_{1-\alpha}(\sqrt{1/r - 1}) \cdot \hat{\text{se}}(h_{\text{RMSE}}^*; k), \quad (8)$$

Table 1 reports this critical value $\text{cv}_{1-\alpha}(\sqrt{1/r - 1})$ for rate exponents r commonly encountered in practice. By (6), the resulting CI is wider than the one computed using the FLCI optimal bandwidth by a factor of

$$\frac{(t_{\text{FLCI}}^*)^{r-1} \cdot \text{cv}_{1-\alpha}(t_{\text{FLCI}}^*)}{(t_{\text{RMSE}}^*)^{r-1} \cdot \text{cv}_{1-\alpha}(t_{\text{RMSE}}^*)}. \quad (9)$$

Figure 3 plots this quantity as a function of r . It can be seen from the figure that if $r \geq 4/5$, CIs constructed around the RMSE optimal bandwidth are highly efficient. For example, if $r = 4/5$, to construct an honest 95% FLCI based on an estimator with bandwidth chosen to optimize RMSE, one simply adds and subtracts the standard error multiplied by 2.18 (rather than the usual 1.96 critical value), and the corresponding CI is less than 1% longer than the one with bandwidth chosen to optimize CI length. The next theorem gives a formal statement.

Theorem 2.2. *Suppose that the conditions of Theorem 2.1 hold for R_{RMSE} and for $R_{FLCI,\tilde{\alpha}}$ for all $\tilde{\alpha}$ in a neighborhood of α . Let $\widehat{se}(h_{RMSE}^*; k)$ be such that $\widehat{se}(h_{RMSE}^*; k)/[(h_{RMSE}^*)^{\gamma_s} n^{-1/2} S(k)]$ converges in probability to 1 uniformly over $f \in \mathcal{F}$. Then*

$$\lim_{n \rightarrow \infty} \inf_{f \in \mathcal{F}} P_f \left(T(f) \in \left\{ \widehat{T}(h_{RMSE}^*; k) \pm \widehat{se}(h_{RMSE}^*; k) \cdot cv_{1-\alpha}(\sqrt{1/r-1}) \right\} \right) = 1 - \alpha.$$

The asymptotic efficiency of this CI relative to the one centered at the FLCI optimal bandwidth, defined as $\lim_{n \rightarrow \infty} \frac{\inf_{h>0} R_{FLCI,\alpha}(\widehat{T}(h;k))}{R_{FLCI,\alpha}(\widehat{T}(h_{RMSE}^;k))}$, is given by (9). It depends only on r .*

3 Applications

In this section, we apply the general results from Section 2 to the problem of inference about a nonparametric regression function at a point, and to regression discontinuity (RD). Readers who are interested only in implementing our CIs in these applications can skip Section 3.2. Supplemental Appendix C discusses two additional applications: estimation of a density at a point, and estimation of a bidder valuation in first-price auctions.

3.1 Setup and Estimators

Inference at a point We are interested in inference about a nonparametric regression function f at a point, which we normalize to be zero, so that the parameter of interest is given by $T(f) = f(0)$. We write the nonparametric regression model as

$$y_i = f(x_i) + u_i, \quad i = 1, \dots, n, \quad Eu_i = 0, \quad \text{var}(u_i) = \sigma(x_i). \quad (10)$$

where the design points x_i are non-random. We allow the point of interest 0 to lie on the boundary of the support of the design points. We focus on estimating $f(0)$ using a local polynomial estimator of order q with kernel $k(\cdot)$,

$$\widehat{T}_q(h; k) = \sum_{i=1}^n w_q^n(x_i; h, k) y_i,$$

where the weights $w_q^n(x_i; h, k)$ are given by

$$w_q^n(x; h, k) = e_1' Q_n^{-1} m_q(x) k(x/h), \quad Q_n = \sum_{i=1}^n k(x_i/h) m_q(x_i) m_q(x_i)'. \quad (11)$$

Here $m_q(t) = (1, t, \dots, t^q)'$, e_1 is a vector of zeros with 1 in the first position, and h is a bandwidth. Thus, $\widehat{T}_q(h; k)$ corresponds to the intercept in a weighted least squares regression

of y_i on $(1, x_i, \dots, x_i^q)$ with weights $k(x_i/h)$. Local linear estimators correspond to $q = 1$, and Nadaraya-Watson (local constant) estimators to $q = 0$.

Sharp RD In a sharp RD design, using data from the nonparametric regression model (10), the goal is to estimate the jump in the regression function f at a known cutoff, which we normalize to 0, so that $T(f) = \lim_{x \downarrow 0} f(x) - \lim_{x \uparrow 0} f(x)$. The cutoff determines participation in a binary treatment: units with $x_i \geq 0$ are treated; units with $x_i < 0$ are controls. If the regression functions of potential outcomes are continuous at zero, then $T(f)$ measures the average effect of the treatment for units with $x_i = 0$ (Hahn et al., 2001). For brevity, we focus on estimating $T(f)$ based only on local linear regressions: the estimator $\hat{T}(h; k)$ is given by a difference between estimates from two local linear regressions with bandwidth h and kernel k at a boundary point, one for units with non-negative values running variable x_i , and one for units with negative values of the running variable. The estimator can be written as

$$\hat{T}(h; k) = \sum_{i=1}^n (w_+^n(x; h, k) - w_-^n(x; h, k)) y_i, \quad (12)$$

with the weight w_+^n given by

$$w_+^n(x; h, k) = e_1' Q_{n,+}^{-1} m_1(x) k_+(x/h), \quad k_+(u) = k(u) \mathbb{I}\{u \geq 0\},$$

and $Q_{n,+} = \sum_{i=1}^n k_+(x_i/h) m_1(x_i) m_1(x_i)'$. The weights w_-^n , Gram matrix $Q_{n,-}$ and kernel k_- are defined similarly. Let $\sigma_+^2(x) = \sigma^2(x) \mathbb{I}\{x \geq 0\}$, and $\sigma_-^2(x) = \sigma^2(x) \mathbb{I}\{x < 0\}$.

Fuzzy RD In a fuzzy RD design, the treatment d_i is not entirely determined by whether the running variable x_i exceeds a cutoff. Instead, the cutoff induces a jump in the treatment probability. This fits into our framework if we let $f = (f_1, f_2)$ comprise two regression functions, corresponding to the reduced-form regression of the outcome on the running variable, and the first-stage regression of the treatment on the running variable:

$$\begin{aligned} y_i &= f_1(x_i) + u_{i1}, \\ d_i &= f_2(x_i) + u_{i2}, \end{aligned} \quad i = 1, \dots, n, \quad E u_i = 0, \quad \text{var}(u_i) = \Omega(x_i), \quad (13)$$

with $u_i = (u_{i1}, u_{i2})'$. The parameter of interest is given by the ratio $T(f) = L_1(f)/L_2(f)$ of sharp RD parameters $L_j(f) = \lim_{x \downarrow 0} f_j(x) - \lim_{x \uparrow 0} f_j(x)$ in the reduced-form ($j = 1$) and first-stage regression ($j = 2$). If the regression functions of the potential outcomes and potential treatments are continuous at zero, and a monotonicity condition holds, then $T(f)$ measures the average treatment effect for individuals with $x_i = 0$ who are compliers (see Hahn et al.,

2001). We consider estimating $T(f)$ by its sample analog, replacing L_1 and L_2 with sharp RD local linear estimates, which are for simplicity assumed to be based on the same bandwidth, $\hat{T}(h; k) = \hat{L}_1(h; k)/\hat{L}_2(h; k)$, where

$$\hat{L}(h; k) = \begin{pmatrix} \hat{L}_1(h; k) \\ \hat{L}_2(h; k) \end{pmatrix} = \sum_i (w_+^n(x; h, k) - w_-^n(x; h, k)) \begin{pmatrix} y_i \\ d_i \end{pmatrix},$$

with the weights w_+^n and w_-^n defined as in (12).

3.2 Theoretical results

We now discuss the conditions under which the key regularity condition (4) holds in each application. We also discuss kernel efficiency results, and gains from imposing global, rather than just local, smoothness on f .

3.2.1 Inference at a point

To state the results, it will be convenient to define the equivalent kernel

$$k_q^*(u) = e_1' \left(\int_{\mathcal{X}} m_q(t) m_q(t)' k(t) dt \right)^{-1} m_q(u) k(u), \quad (14)$$

where the integral is over $\mathcal{X} = \mathbb{R}$ if 0 is an interior point, and over $\mathcal{X} = [0, \infty)$ if 0 is a (left) boundary point.

We assume the following conditions on the design points and regression errors u_i :

Assumption 3.1. *For some $d > 0$, the sequence $\{x_i\}_{i=1}^n$ satisfies $\frac{1}{nh_n} \sum_{i=1}^n g(x_i/h_n) \rightarrow d \cdot \int_{\mathcal{X}} g(u) du$ for any bounded function g with finite support and any sequence h_n with $0 < \liminf_n h_n (nM^2)^{1/(2p+1)} < \limsup_n h_n (nM^2)^{1/(2p+1)} < \infty$.*

Assumption 3.2. *The random variables $\{u_i\}_{i=1}^n$ are independent with $Eu_i = 0$, $Eu_i^{2+\eta} \leq 1/\eta$ for some $\eta > 0$, and $\text{var}(u_i) = \sigma^2(x_i)$ for some variance function $\sigma^2(x)$ that is continuous at $x = 0$ with $\sigma^2(0) > 0$.*

Assumption 3.1 requires that the empirical distribution of the design points is smooth around 0. When the support points are treated as random, the constant d typically corresponds to their density at 0.

Because the estimator is linear in y_i , its variance doesn't depend on f ,

$$\text{sd}(\hat{T}_q(h; k))^2 = \sum_{i=1}^n w_q^n(x_i)^2 \sigma^2(x_i) = \frac{S(k)^2}{nh} (1 + o(1)), \quad S(k) = \sqrt{\frac{\sigma^2(0) \int_{\mathcal{X}} k_q^*(u)^2 du}{d}}, \quad (15)$$

where the second equality holds under Assumptions 3.1 and 3.2, as we show in Supplemental Appendix B.3. The condition on the standard deviation in Eq. (2) thus holds with $\gamma_s = -1/2$, and $S(k)$ given in the preceding display. Supplemental Appendix D.3 gives the constant $\int_{\mathcal{X}} k_q^*(u)^2 du$ for selected kernels.

On the other hand, the worst-case bias will be driven primarily by the function class \mathcal{F} . We consider inference under two popular function classes. First, the Taylor class of order p ,

$$\mathcal{F}_{T,p}(M) = \left\{ f: \left| f(x) - \sum_{j=0}^{p-1} f^{(j)}(0)x^j/j! \right| \leq M|x|^p/p! \quad x \in \mathcal{X} \right\}.$$

This class consists of all functions for which the approximation error from a $(p-1)$ -th order Taylor approximation around 0 can be bounded by $\frac{1}{p!}M|x|^p$. It formalizes the idea that the p th derivative of f at zero should be bounded by some constant M . Using this class of functions to derive optimal estimators goes back at least to Legostaeva and Shiryaev (1971), and it underlies much of existing minimax theory concerning local polynomial estimators (see Fan and Gijbels, 1996, Chapter 3.4–3.5).

While analytically convenient, the Taylor class may not be attractive in some empirical settings because it allows f to be non-smooth and discontinuous away from 0. We therefore also consider inference under Hölder classes (for simplicity, we focus on Hölder classes of integer order)

$$\mathcal{F}_{\text{Hö},p}(M) = \left\{ f: |f^{(p-1)}(x) - f^{(p-1)}(x')| \leq M|x - x'|, \quad x, x' \in \mathcal{X} \right\}.$$

This class is the closure of the family of p times differentiable functions with the p th derivative bounded by M , uniformly over \mathcal{X} , not just at 0. It formalizes the intuitive notion that f should be p -times differentiable with a bound on the p th derivative. The case $p = 1$ corresponds to the Lipschitz class of functions.

Theorem 3.1. *Suppose that Assumption 3.1 holds and that $k(\cdot)$ is bounded with bounded support and $q \geq p - 1$. Then, for any bandwidth sequence h_n with $nh_n \rightarrow \infty$ and $0 < \liminf_n h_n(nM^2)^{1/(2p+1)} < \limsup_n h_n(nM^2)^{1/(2p+1)} < \infty$,*

$$\overline{\text{bias}}_{\mathcal{F}_{T,p}(M)}(\hat{T}_q(h_n; k)) = \frac{Mh_n^p}{p!} \mathcal{B}_{p,q}^T(k)(1 + o(1)), \quad \mathcal{B}_{p,q}^T(k) = \int_{\mathcal{X}} |u^p k_q^*(u)| du$$

and

$$\overline{\text{bias}}_{\mathcal{F}_{\text{Hö},p}(M)}(\hat{T}_q(h_n; k)) = \frac{Mh_n^p}{p!} \mathcal{B}_{p,q}^{\text{Hö}}(k)(1 + o(1)),$$

$$\mathcal{B}_{p,q}^{\text{Hö}}(k) = p \int_{t=0}^{\infty} \left| \int_{u \in \mathcal{X}, |u| \geq t} k_q^*(u) (|u| - t)^{p-1} du \right| dt.$$

Thus, the first part of Eq. (2) holds with $\gamma_b = p$ and $B(k) = \mathcal{B}_{p,q}(k)/p!$, where $\mathcal{B}_{p,q}(k) = \mathcal{B}_{p,q}^{\text{Hö}}(k)$

for $\mathcal{F}_{\text{H\"{o}l},p}(M)$, and $\mathcal{B}_{p,q}(k) = \mathcal{B}_{p,q}^{\text{T}}(k)$ for $\mathcal{F}_{\text{T},p}(M)$.

If, in addition, Assumption 3.2 holds, then Eq. (4) holds for the RMSE, FLCI and OCI performance criteria, with γ_b and $B(k)$ given above and γ_s and $S(k)$ given in Eq. (15).

The theorem verifies the regularity conditions needed for the results in Section 2, and implies that $r = 2p/(2p + 1)$ for $\mathcal{F}_{\text{T},p}(M)$ and $\mathcal{F}_{\text{H\"{o}l},p}(M)$. If $p = 2$, then we obtain $r = 4/5$. By Theorem 2.1(i), the optimal rate of convergence of a criterion R is $R(\hat{T}(h_R^*; k)) = O((n/M^{1/p})^{-p/(2p+1)})$. As we will see from the relative efficiency calculation below, the optimal order of the local polynomial regression is $q = p - 1$ for the kernels considered here. The theorem allows $q \geq p - 1$, so that we can examine the efficiency of local polynomial regressions that are of order that's too high relative to the smoothness class. Allowing for $q < p - 1$ is not meaningful, as in this case, the maximum bias is infinite.⁶

Under the Taylor class $\mathcal{F}_{\text{T},p}(M)$, the least favorable (bias-maximizing) function is given by $f(x) = M/p! \cdot \text{sign}(w_q^n(x))|x|^p$. In particular, if the weights are not all positive, it will be discontinuous away from the boundary. The first part of Theorem 3.1 then follows by taking the limit of the bias under this function. Assumption 3.1 ensures that this limit is well-defined. Under the Hölder class $\mathcal{F}_{\text{H\"{o}l},p}(M)$, the least favorable function takes the form of a p th order spline. See Supplemental Appendix B.3 for details.

These results imply that given a kernel k and order of a local polynomial q , the RMSE-optimal bandwidth for $\mathcal{F}_{\text{T},p}(M)$ and $\mathcal{F}_{\text{H\"{o}l},p}(M)$ is given by

$$h_{\text{RMSE}}^* = \left(\frac{1}{2pn} \frac{S(k)^2}{M^2 B(k)^2} \right)^{\frac{1}{2p+1}} = \left(\frac{\sigma^2(0)p!^2 \int_{\mathcal{X}} k_q^*(u)^2 du}{2pndM^2 \mathcal{B}_{p,q}(k)^2} \right)^{\frac{1}{2p+1}}, \quad (16)$$

where $\mathcal{B}_{p,q}(k) = \mathcal{B}_{p,q}^{\text{H\"{o}l}}(k)$ for $\mathcal{F}_{\text{H\"{o}l},p}(M)$, and $\mathcal{B}_{p,q}(k) = \mathcal{B}_{p,q}^{\text{T}}(k)$ for $\mathcal{F}_{\text{T},p}(M)$. For kernels given by polynomial functions over their support, k_q^* also has the form of a polynomial, and $\mathcal{B}_{p,q}^{\text{T}}$ and $\mathcal{B}_{p,q}^{\text{H\"{o}l}}$ can be computed analytically. Supplemental Appendix D.3 gives these constants for selected kernels.

Kernel efficiency It follows from Theorem 2.1(ii) that the optimal equivalent kernel minimizes $S(k)^r B(k)^{1-r}$, independently of the performance criterion. Under the Taylor class $\mathcal{F}_{\text{T},p}(M)$, this is equivalent to minimizing

$$\left(\int_{\mathcal{X}} k^*(u)^2 du \right)^p \cdot \int_{\mathcal{X}} |u^p k^*(u)| du, \quad (17)$$

⁶ The smoothness classes $\mathcal{F}_{\text{T},p}(M)$ and $\mathcal{F}_{\text{H\"{o}l},p}(M)$ do not restrict derivatives of order $p - 1$ and lower, so that, in order to achieve a finite worst-case bias, the estimator needs to be unbiased for polynomials of order $p - 1$, which requires $q \geq p - 1$.

The solution to this problem follows from [Sacks and Ylvisaker \(1978, Theorem 1\)](#) (see also [Cheng et al. \(1997\)](#)). We give details of the solution in Supplemental Appendix D.2. [Table 2](#) compares the asymptotic relative efficiency of local polynomial estimators based on the uniform, triangular, and Epanechnikov kernels to the optimal Sacks-Ylvisaker kernels. [Fan et al. \(1997\)](#) and [Cheng et al. \(1997\)](#), conjecture that minimizing [\(17\)](#) yields a sharp bound on kernel efficiency. It follows from [Theorem 2.1\(ii\)](#) that this conjecture is correct, and [Table 2](#) matches the kernel efficiency bounds in these papers. [Table 2](#) shows that the choice of the kernel doesn't matter very much, so long as the local polynomial is of the right order. However, if the order is too high, $q > p - 1$, the efficiency can be quite low, even if the bandwidth used was optimal for the function class or the right order, $\mathcal{F}_{T,p}(M)$, especially on the boundary. If the bandwidth picked is optimal for $\mathcal{F}_{T,q-1}(M)$, it will shrink at a lower rate than optimal under $\mathcal{F}_{T,p}(M)$, and the resulting rate of convergence will be lower than r . Consequently, the relative asymptotic efficiency will be zero. A similar point in the context of pointwise asymptotics was made in [Sun \(2005, Remark 5, page 8\)](#).

The solution to minimizing $S(k)^r B(k)^{1-r}$ under $\mathcal{F}_{\text{H\"{o}l},p}(M)$ is only known in special cases. When $p = 1$, the optimal estimator is a local constant estimator based on the triangular kernel. When $p = 2$, the solution is given in [Fuller \(1961\)](#) and [Zhao \(1997\)](#) for the interior point problem, and in [Gao \(2018\)](#) for the boundary point problem. See Supplemental Appendix D.2 for details. When $p \geq 3$, the solution is unknown. Therefore, for $p = 3$, we compute efficiencies relative to a local quadratic estimator with a triangular kernel. [Table 3](#) calculates the resulting efficiencies for local polynomial estimators based on the uniform, triangular, and Epanechnikov kernels. Relative to the class $\mathcal{F}_{T,p}(M)$, the bias constants are smaller: imposing smoothness away from the point of interest helps to reduce the worst-case bias. Furthermore, the loss of efficiency from using a local polynomial estimator of order that's too high is smaller. Finally, local linear regression with a triangular kernel achieves high asymptotic efficiency under both $\mathcal{F}_{T,2}(M)$ and $\mathcal{F}_{\text{H\"{o}l},2}(M)$, both at the interior and at a boundary, with efficiency at least 97%, giving a theoretical justification to this popular choice in empirical work.

Gains from imposing smoothness globally The Taylor class $\mathcal{F}_{T,p}(M)$, only restricts the p th derivative locally to the point of interest, while the Hölder class $\mathcal{F}_{\text{H\"{o}l},p}(M)$ restricts the p th derivative globally. How much can one tighten a confidence interval or reduce the RMSE due to this additional smoothness?

It follows from [Theorem 3.1](#) and from arguments underlying [Theorem 2.1](#) that the performance of using a local polynomial estimator of order $p-1$ with kernel k_H and optimal bandwidth under $\mathcal{F}_{\text{H\"{o}l},p}(M)$ relative to using a local polynomial estimator of order $p-1$ with kernel k_T

and optimal bandwidth under $\mathcal{F}_{T,p}(M)$ is given by

$$\frac{\inf_{h>0} R_{\mathcal{F}_{\text{HöL},p}(M)}(\hat{T}(h; k_H))}{\inf_{h>0} R_{\mathcal{F}_{T,p}(M)}(\hat{T}(h; k_T))} = \left(\frac{\int_{\mathcal{X}} k_{H,p-1}^*(u)^2 du}{\int_{\mathcal{X}} k_{T,p-1}^*(u)^2 du} \right)^{\frac{p}{2p+1}} \left(\frac{\mathcal{B}_{p,p-1}^{\text{HöL}}(k_H)}{\mathcal{B}_{p,p-1}^T(k_T)} \right)^{\frac{1}{2p+1}} (1 + o(1)), \quad (18)$$

where $R_{\mathcal{F}}(\hat{T})$ denotes the worst-case performance of \hat{T} over \mathcal{F} . If the same kernel is used, the first term equals 1, and the efficiency ratio is determined by the ratio of the bias constants $\mathcal{B}_{p,p-1}(k)$. Table 4 computes the resulting efficiency gain for common kernels. In general, the gains are greater for larger p , and greater at the boundary. For estimation at a boundary point with $p = 2$, for example, imposing global smoothness of f reduces CI length by about 13–15%, depending on the kernel, and about 10% if the optimal kernel is used.

3.2.2 Sharp regression discontinuity

We focus on the most empirically relevant case in which the regression function f is assumed to lie in the class $\mathcal{F}_{\text{HöL},2}(M)$ on either side of the cutoff:

$$f \in \mathcal{F}_{\text{SRD}}(M) = \{f_+(x) \mathbf{I}\{x \geq 0\} - f_-(x) \mathbf{I}\{x < 0\} : f_+, f_- \in \mathcal{F}_{\text{HöL},2}(M)\}.$$

Inference on $T(f)$ is then equivalent to inference on the difference between two regression functions evaluated at boundary points, and the results follow by a slight extension of the results for estimation at a boundary point in Section 3.2.1.

It follows from the results in Section 3.2.1 that if Assumptions 3.1 and 3.2 hold (with the requirement that $\sigma^2(x)$ is continuous 0 replaced by right- and left-continuity of $\sigma_+^2(x)$ and $\sigma_-^2(x)$), then the variance of the estimator doesn't depend on f and satisfies

$$\text{sd}(\hat{T}(h; k))^2 = \sum_{i=1}^n \tilde{w}^n(x_i)^2 \sigma^2(x_i) = \frac{S(k)^2}{nh} (1 + o(1)), \quad S(k)^2 = \frac{\int_0^\infty k_1^*(u)^2 du (\sigma_+^2(0) + \sigma_-^2(0))}{d},$$

with d defined in Assumption 3.1, and $\tilde{w}^n(x_i) = w_+^n(x_i) + w_-^n(x_i)$. Theorem 3.1 and arguments in Supplemental Appendix B.3 imply that the bias of $\hat{T}(h; k)$ is maximized at $f(x) = -Mx^2/2 \cdot (\mathbf{I}\{x \geq 0\} - \mathbf{I}\{x < 0\})$, so long as the kernel $k(\cdot)$ takes on nonnegative values. The worst-case bias therefore satisfies

$$\overline{\text{bias}}(\hat{T}(h; k)) = -\frac{M}{2} \sum_{i=1}^n \tilde{w}^n(x_i) x_i^2 = Mh^2 B(k) (1 + o(1)), \quad B(k) = -\int_0^\infty u^2 k_1^*(u) du.$$

It follows that for the RMSE, FLCI, and OCI criteria, Eq. (4) holds with $\gamma_b = 2$, $\gamma_s = -1/2$, and $B(k)$ and $S(k)$ given in the displays above. Thus, the RMSE-optimal bandwidth is given

by

$$h_{\text{RMSE}}^* = \left(\frac{\int_0^\infty k_1^*(u)^2 du}{\left(\int_0^\infty u^2 k_1^*(u) du\right)^2} \cdot \frac{\sigma_+^2(0) + \sigma_-^2(0)}{4dnM^2} \right)^{1/5}. \quad (19)$$

The kernel efficiency results are analogous to those in Section 3.2.1.

In principle, one could allow the bandwidths on either side of the cutoff to be different. We show in Supplemental Appendix D.1, however, that the loss in efficiency resulting from constraining the bandwidths to be the same is quite small unless the ratio of variances on either side of the cutoff, $\sigma_+^2(0)/\sigma_-^2(0)$, is quite large.

3.2.3 Fuzzy regression discontinuity

We assume that $f = (f_1, f_2)$ lies in the class $\mathcal{F}_{\text{FRD}}(M_1, M_2) = \mathcal{F}_{\text{SRD}}(M_1) \times \mathcal{F}_{\text{SRD}}(M_2)$, so that both the reduced-form and the first-stage regression functions are assumed to have a bounded second derivative on either side of the cutoff.⁷

Since the estimator is non-linear, to ensure that (4) holds, it will be necessary to consider a sequence of parameter spaces $\mathcal{F}_{\text{FRD},n}(M_1, M_2)$ localized around a particular value L^* of $L(f) = (L_1(f), L_2(f))'$ with a non-zero jump in the first-stage regression $L_2^* \neq 0$. This allows us to apply a version of the delta method to $\hat{T}(h; k)$. We defer details to Supplemental Appendix B.4, where we show that under Assumption 3.1 and a version of Assumption 3.2, the distribution of $\hat{T}(h; k) - T(f)$ can in large samples be approximated by a normal distribution with variance

$$\text{avar}(\hat{T}(h; k)) = \frac{S(k)^2}{nh} = \sum_{i=1}^n \frac{\varsigma^2(x_i; T(f))}{L_2(f)^2} \tilde{w}^n(x_i; h, k)^2 (1 + o(1)),$$

and mean bounded by

$$\overline{\text{abias}}(\hat{T}(h; k)) = M_1 h^2 B(k) = -\frac{M_1 + |T(f)|M_2}{2|L_2(f)|} \sum_{i=1}^n \tilde{w}^n(x_i; h, k) x_i^2 (1 + o(1)),$$

where $\tilde{w}^n(x_i; h, k) = w_+^n(x_i) + w_-^n(x_i)$, $\varsigma^2(x_i; T) = (1, -T)\Omega(x_i)(1, -T)'$,

$$B(k) = -\frac{\int_0^\infty u^2 k_1^*(u) du (1 + |T(f)|M_2/M_1)}{|L_2(f)|}, \quad S(k)^2 = \frac{\int_0^\infty k_1^*(u)^2 du}{d} \frac{\varsigma_+^2(0; T(f)) + \varsigma_-^2(0; T(f))}{L_2(f)^2},$$

$\varsigma_+^2(0; T) = \lim_{x \downarrow 0} \varsigma^2(x; T)$, and $\varsigma_-^2(0; T) = \lim_{x \uparrow 0} \varsigma^2(x; T)$.

It then follows that for the FLCI, OCI, and a truncated version of the RMSE criterion, Eq. (4) holds with $M = M_1$, $\gamma_b = 2$, $\gamma_s = -1/2$, and $B(k)$ and $S(k)$ given in the preceding

⁷While we allow the bounds M_1 and M_2 to change with sample size, we assume that their ratio M_1/M_2 is fixed for simplicity.

display. The RMSE-optimal bandwidth is therefore given by

$$h_{\text{RMSE}}^* = \left(\frac{\int_0^\infty k_1^*(u)^2 \, du}{\left(\int_0^\infty u^2 k_1^*(u) \, du\right)^2} \cdot \frac{\varsigma^2(T(f))}{4dn(M_1 + |T(f)|M_2)} \right)^{1/5}. \quad (20)$$

Since $S(k)$ and $B(k)$ depend on the kernel k through the same quantities as for inference at a boundary point, the kernel efficiency results are analogous to those in Section 3.2.1.

Because the optimal bandwidth depends on $T(f)$, implementing a feasible version of it requires replacing it with an initial estimate. An alternative approach to the construction of two-sided CIs for $T(f)$ that doesn't require localization or the use of initial estimates is an Anderson and Rubin (1949) style construction studied by Noack and Rothe (2019). In particular, Noack and Rothe (2019) propose constructing, for each T_0 , an auxiliary CI for the jump in the mean of $y_i - d_i T_0$ at the cutoff, using an approach similar to that we use for inference in sharp RD. The CI for $T(f)$ is then constructed by collecting all T_0 's for which the auxiliary CI contains zero. This approach also has the additional advantage that it can allow for weak identification while it yields asymptotically equivalent CIs under strong identification.⁸ See Noack and Rothe (2019) for a more detailed discussion.

3.3 Practical implementation

We now discuss some practical issues that arise when implementing our CIs for inference at a point, and in sharp and fuzzy RD studied in the previous subsections. To focus the discussion, we consider smoothness classes $\mathcal{F}_{\text{HöL},2}(M)$, $\mathcal{F}_{\text{SRD}}(M)$, and $\mathcal{F}_{\text{FRD}}(M_1, M_2)$ that constrain the second derivative globally, so that, in the discussion below, $p = 2$. In other words, for inference at a point, we assume that the conditional mean f Eq. (10) is (almost everywhere) twice differentiable with the second derivative bounded by M ; for sharp RD, we assume that that f is twice differentiable on either side of the cutoff, with the second derivative bounded by M ; and for fuzzy RD, we assume that f_1 and f_2 in Eq. (13) are twice differentiable on either side of the cutoff, with the second derivative bounded by M_1 and M_2 , respectively. These assumptions imply optimality of the estimators defined in Section 3.1 based on local linear regression ($q = 1$), which is the most popular method in practice; they also imply that both the Epanechnikov and the triangular kernel are nearly optimal.

⁸Because we require that the sequence of parameter spaces $\mathcal{F}_{\text{FRD},n}(M_1, M_2)$ be localized around a value of L^* with $L_2^* \neq 0$, we rule out sequences in which the jump in the first-stage regression is arbitrarily close to zero (the term “weak identification” refers to such sequences). As a result, the CI we propose, unlike the CI proposed by Noack and Rothe (2019), is not honest over the original parameter space $\mathcal{F}_{\text{FRD}}(M_1, M_2)$.

3.3.1 Choice of M

Appropriate choice of the smoothness constant is key to implementing our method. Since the smoothness classes we consider are convex, the results of [Low \(1997\)](#), [Cai and Low \(2004\)](#) and [Armstrong and Kolesár \(2018a\)](#) imply that, to maintain honesty over the whole function class, a researcher must choose M a priori, rather than attempting to use a data-driven method.⁹ We therefore recommend that, whenever possible, problem-specific knowledge be used to decide what choice of M is reasonable a priori, and that one consider a range of plausible values by way of sensitivity analysis.¹⁰

If one imposes additional restrictions on f that make the parameter space for f non-convex, a data-driven method for choosing M may be feasible.¹¹ In Supplemental Appendix E, we consider a restriction which relates M to a global polynomial approximation to the regression function. In particular, the restriction formalizes the notion that the second derivative in a neighborhood of zero is bounded by the maximum second derivative of a \tilde{p} th order global polynomial approximation. Heuristically, such restriction will hold if the local smoothness of f is no smaller than its smoothness at large scales.

This restriction allows us to calibrate M based on the following rule of thumb. For inference at a point, let $\check{f}(x)$ be an estimate of f based on a global polynomial regression of order \tilde{p} , and let $[x_{\min}, x_{\max}]$ denote the support of x_i . Put $\hat{M}_{\text{ROT}} = \sup_{x \in [x_{\min}, x_{\max}]} |\check{f}^{(p)}(x)|$. This rule of thumb is similar to the suggestion of [Fan and Gijbels \(1996, Chapter 4.2\)](#), with the important distinction that their rule of thumb was designed to estimate the pointwise-in- f optimal bandwidth. We discuss the difference between this bandwidth and h_{RMSE}^* in Section 4. In sharp RD, the rule of thumb is analogous, except we define $\check{f}^{(p)}(x)$ to be the global polynomial estimate of order \tilde{p} in which the intercept and all coefficients are allowed to be different on either side of the discontinuity (that is, as regressors, we use $1, x_i, \dots, x_i^{\tilde{p}}$, and their interactions with the indicator $\mathbb{I}\{x_i \geq 0\}$). For fuzzy RD, we use an analogous approach to separately calibrate the reduced-form and first-stage smoothness parameters M_1 and M_2 based on the reduced-form and first-stage regressions.

As a default choice, we set $\tilde{p} = p + 2 = 4$. In Supplemental Appendix E, we give a formal analysis of this rule, showing that the resulting CIs are honest and nearly optimal (over a

⁹These negative results contrast with more positive results for estimation. See, for example, [Lepski \(1990\)](#) who, in the context of estimating the value of the regression function at a point, proposes a data-driven method that automates the choice of both p and M .

¹⁰As is well-known, if the final bandwidth choice is influenced by such sensitivity analysis, the resulting CI may undercover, even if the estimator is unbiased. In this case, one can combine our method with the bandwidth snooping adjustment of [Armstrong and Kolesár \(2018b\)](#).

¹¹An alternative to restricting the parameter space is to change the notion of coverage. For example, in the context of constructing confidence bands for a regression function $f(x)$, [Hall and Horowitz \(2013\)](#) propose bands that have an average coverage property in that the bands achieve coverage of $f(x)$ for a random subset of values of x . This subset may vary with the unknown regression function and the realized sample.

regularity class that imposes the additional restriction f discussed above). In contrast, we expect that calibrating M based on local smoothness estimates may be difficult to justify, since estimating a local derivative of f is a harder problem than the initial problem of estimating its value at a point. We investigate the finite-sample performance of FLCIs based on \hat{M}_{ROT} in a Monte Carlo exercise in Section 5.

3.3.2 Computation of RMSE-optimal bandwidth

Given a choice of M , one can compute a feasible version \hat{h}_{RMSE}^* of the RMSE-optimal bandwidth by plugging this choice into the expressions (16), (19), and (20), along with consistent estimates of d , and of the variance at 0 (for fuzzy RD, one also needs a preliminary estimate of $T(f)$). In the simulation exercise and empirical application below, we use an alternative approach based on directly minimizing the finite-sample RMSE over the bandwidth h . To describe it, let $\tilde{w}^n(x_i; h, k)$ denote the weights $w_1^n(x_i; h, k)$ given in (11) if the parameter of interest is the conditional mean at a point, and let $\tilde{w}^n(x_i; h, k) = w_+^n(x_i) + w_-^n(x_i)$ if the parameter of interest is the sharp or fuzzy RD parameter.

For inference at a point, or for sharp RD, the finite-sample RMSE takes the form

$$\text{RMSE}(h; M)^2 = \frac{M^2}{4} \left(\sum_{i=1}^n \tilde{w}^n(x_i; h, k) x_i^2 \right)^2 + \sum_{i=1}^n \tilde{w}^n(x_i; h, k) \sigma^2(x_i), \quad (21)$$

Since $\sigma^2(x_i)$ is typically unknown, one needs to replace it by an estimate. For inference at a point, the simplest choice is to use some estimate $\hat{\sigma}^2(x_i) = \hat{\sigma}^2$ that assumes homoskedasticity of the variance function. For sharp RD, one can use the estimate $\hat{\sigma}^2(x_i) = \hat{\sigma}_+^2(0) \mathbf{I}\{x \geq 0\} + \hat{\sigma}_-^2(0) \mathbf{I}\{x < 0\}$, where $\hat{\sigma}_+^2(0)$ and $\hat{\sigma}_-^2(0)$ are some preliminary variance estimates based on observations above and below the cutoff. We use the bandwidth $\hat{h}_{\text{RMSE}, \tilde{M}}^*$ that minimizes Eq. (21) for $M = \tilde{M}$, the chosen smoothness constant. This method was considered previously in [Armstrong and Kolesár \(2018a\)](#).

Since the estimate in fuzzy RD is non-linear, its moments, and hence the finite-sample RMSE do not exist. However, one can still employ an analogous approach minimizing the finite-sample analog of the asymptotic RMSE. As the asymptotic bias and the asymptotic standard deviation both scale with the jump in the first-stage regression at the cutoff, $L_2(f)$, this scaling doesn't affect the optimum, we can equivalently minimize the asymptotic RMSE times $L_2(f)$,

$$\text{ARMSE}(h; M_1, M_2)^2 = \frac{(M_1 + |T(f)|M_2)^2}{4} \left(\sum_{i=1}^n \tilde{w}^n(x_i; h, k) x_i^2 \right)^2 + \sum_{i=1}^n w_q^n(x_i; h, k)^2 \varsigma^2(x_i; T(f)),$$

with $\zeta^2(x; T) = (1, -T)\Omega(x)(1, -T)'$. Since $\Omega(x_i)$ is unknown, one can again replace it with $\hat{\Omega}^2(x_i) = \hat{\Omega}_+^2(0) \mathbf{I}\{x \geq 0\} + \hat{\Omega}_-^2(0) \mathbf{I}\{x < 0\}$, where $\hat{\Omega}_+^2(0)$ and $\hat{\Omega}_-^2(0)$ are some preliminary variance estimates for observations above and below the cutoff. As a preliminary estimate of $T(f)$, one can take the estimate $\hat{T}(\hat{h}_0; k)$, where \hat{h}_0 minimizes the above expression at $T(f) = 0$. One can also use \hat{h}_0 directly as a simple bandwidth selector, which, while not RMSE optimal, has the advantage that it doesn't depend on the choice of M_2 .

3.3.3 Construction of FLCIs

Given an estimate \hat{h}_{RMSE}^* of h_{RMSE}^* , such as the estimate $\hat{h}_{\text{RMSE}, \tilde{M}}^*$ discussed above, an honest FLCI can be constructed as

$$\hat{T}(\hat{h}_{\text{RMSE}}^*; k) \pm cv_{1-\alpha}(t) \cdot \widehat{\text{se}}(\hat{h}_{\text{RMSE}}^*; k), \quad (22)$$

where t is an estimate of the bias-sd ratio, and $\widehat{\text{se}}(\hat{h}_{\text{RMSE}}^*; k)$ is an estimate of the standard error. For the standard error, many choices are available in the literature. For inference at a point and sharp RD, the estimator $\hat{T}(\hat{h}_{\text{RMSE}}^*; k)$ is a weighted least squares estimator, and one can directly estimate its finite-sample conditional variance by the nearest neighbor variance estimator considered in [Abadie and Imbens \(2006\)](#) and [Abadie et al. \(2014\)](#). Given a bandwidth h , the estimator takes the form

$$\widehat{\text{se}}(h, k)^2 = \sum_{i=1}^n \tilde{w}^n(x_i; h, k)^2 \hat{\sigma}^2(x_i), \quad \hat{\sigma}^2(x_i) = \frac{J}{J+1} \left(y_i - \frac{1}{J} \sum_{j=1}^J y_{j(i)} \right)^2, \quad (23)$$

for some fixed (small) $J \geq 1$, where $j(i)$ denotes the j th closest observation to i (for sharp RD $j(i)$ is only taken among units with the same sign of the running variable.). In contrast, the usual Eicker-Huber-White estimator sets $\hat{\sigma}^2(x_i) = \hat{u}_i^2$, where \hat{u}_i is the regression residual, and it can be shown that this estimator will generally overestimate the conditional variance. For t , one can either use the asymptotic bias-sd ratio $t = 1/2$, or else an estimate of the finite-sample bias-sd ratio $t = -M \sum_{i=1}^n \tilde{w}^n(x_i; \hat{h}_{\text{RMSE}}^*, k) x_i^2 / 2\widehat{\text{se}}(\hat{h}_{\text{RMSE}}^*, k)$. We use the latter approach in the Monte Carlo and empirical application below. While both approaches are asymptotically equivalent when x_i is continuous, the latter approach has the advantage that it remains valid even when the covariates are discrete.¹²

For fuzzy RD, one can use an analogous approach to estimate the standard error as

$$\widehat{\text{se}}(h, k)^2 = \frac{1}{\hat{L}_2(h; k)^2} \sum_{i=1}^n \tilde{w}^n(x_i; h, k)^2 \zeta^2(x_i, \hat{T}(h; k)),$$

¹²See [Armstrong and Kolesár \(2018a\)](#), [Kolesár and Rothe \(2018\)](#) and [Imbens and Wager \(2019\)](#) for a more thorough discussion of the case with discrete covariates.

where $\hat{\zeta}^2(x_i; T) = \frac{J}{J+1}(1, -T)(z_i - \frac{1}{J} \sum_{j=1}^J z_{j(i)})(z_i - \frac{1}{J} \sum_{j=1}^J z_{j(i)})'(1, -T)'$, $z_i = (y_i, d_i)'$, and $j(i)$ denotes that j th closest observation with the same sign of the running variable. For t , one can use $t = 1/2$, or else the finite-sample analog of the asymptotic bias-sd ratio,¹³ $t = -(\tilde{M}_1 + |\hat{T}|\tilde{M}_2) \cdot \sum_{i=1}^n \tilde{w}^n(x_i; \hat{h}_{\text{RMSE}}^*, k) x_i^2 / 2 \sqrt{\sum_{i=1}^n \hat{\zeta}^2(x_i; \hat{T}) \tilde{w}^n(x_i; \hat{h}_{\text{RMSE}}^*, k)^2}$.

4 Comparison with other approaches

In this section, we compare our approach to inference about the parameter $T(f)$ to three other approaches to inference. To make the comparison concrete, we make the comparison in the context of inference about a nonparametric regression function at a point, discussed in Section 3. The first approach, which we term “conventional,” ignores the potential bias of the estimator and constructs the CI as $\hat{T}_q(h, k) \pm z_{1-\alpha/2} \widehat{\text{se}}(h; k)$. The bandwidth h is typically chosen to minimize the asymptotic mean squared error (MSE) of $\hat{T}_q(h; k)$ under pointwise-in- f (or “pointwise”, for short) asymptotics. We refer to this bandwidth as h_{PT}^* . We discuss the distinction between h_{PT}^* and the bandwidth h_{RMSE}^* in Section 4.1. Under the second approach, undersmoothing, one chooses a sequence of smaller bandwidths, so that in large samples, the bias of the estimator is dominated by its standard error. Finally, in bias correction, one re-centers the conventional CI by subtracting an estimate of the leading bias term from $\hat{T}_q(h; k)$. In Section 4.2, we compare the coverage and length properties of these CIs to the fixed-length CI (FLCI) based on $\hat{T}_q(h_{\text{RMSE}}^*; k)$.

Implementing any of these CIs in practice requires feasible bandwidth and tuning parameter choices. This may require auxiliary assumptions (such as assumptions relating local and global smoothness of f if one picks M using the rule of thumb discussed in Section 3.3.1), which may differ across the methods. For clarity of comparison, we keep implementation issues separate, and focus in this section on a theoretical comparison, assuming any tuning parameters (including the smoothness parameter M) are known. The Monte Carlo exercise in Section 5 below considers their finite-sample performance when the tuning parameters need to be chosen.

4.1 RMSE and pointwise optimal bandwidth

The RMSE optimal bandwidth given in Eq. (16) seeks to minimize the asymptotic approximation to the maximum RMSE (or, equivalently, MSE) over $f \in \mathcal{F}_{T,p}(M)$ or $f \in \mathcal{F}_{\text{Hö},p}(M)$. In contrast, the bandwidth h_{PT}^* is intended to optimize the MSE at the function f itself. In particular, it minimizes the sum of the leading squared bias and variance terms under pointwise asymptotics for the case $q = p - 1$. It is given by (see, for example, Fan and Gijbels, 1996,

¹³For inference based on $\hat{T}(\hat{h}_0; k)$, it is necessary to use the finite-sample analog of the bias-sd ratio, since the bandwidth \hat{h}_0 is not RMSE optimal.

Eq. (3.20))

$$h_{\text{PT}}^* = \left(\frac{\sigma^2(0)p!^2}{2pndf^{(p)}(0)^2} \frac{\int_{\mathcal{X}} k_q^*(u)^2 du}{\left(\int_{\mathcal{X}} t^p k_q^*(t) dt\right)^2} \right)^{\frac{1}{2p+1}}. \quad (24)$$

Comparing this expression with that for h_{RMSE}^* in Eq. (16), we see that the pointwise optimal bandwidth replaces M with the p th derivative at zero, $f^{(p)}(0)$, and it replaces $\mathcal{B}_{p,q}(k)$ with $\int_{\mathcal{X}} t^p k_q^*(t) dt$. Note that $\mathcal{B}_{p,q}(k) \geq |\int_{\mathcal{X}} t^p k_q^*(t) dt|$ (this can be seen by noting that the right-hand side corresponds to the bias at the function $f(x) = \pm x^p/p!$, while the left-hand side is the supremum of the bias over functions with p th derivative bounded by 1). Thus, assuming that $f^{(p)}(0) \leq M$ (this holds by definition for any $f \in \mathcal{F}$ when $\mathcal{F} = \mathcal{F}_{\text{HöL},p}(M)$), we will have $h_{\text{PT}}^*/h_{\text{RMSE}}^* \geq (M/|f^{(p)}(0)|)^{\frac{2}{2p+1}} \geq 1$.

Even though the bandwidth h_{PT}^* is intended to optimize the RMSE at the function f itself, its performance may be arbitrarily bad relative to h_{RMSE}^* at functions for which $f^{(p)}(0)$ is close to zero. For example, consider the function $f(x) = x^{p+1}$ if p is odd, or $f(x) = x^{p+2}$ if p is even. This is a smooth function with all derivatives bounded on the support of x_i . Since $f^{(p)}(0) = 0$, h_{PT}^* is infinite, and the resulting estimator is a global p th order polynomial least squares estimator. Its RMSE will be poor, since the estimator is not even consistent.¹⁴

To address this problem, plug-in bandwidths that estimate h_{PT}^* include tuning parameters to prevent them from approaching infinity. The RMSE of the resulting estimator at such functions is then determined almost entirely by these tuning parameters. Furthermore, if one uses such a bandwidth as an input to an undersmoothed or bias-corrected CI, the coverage will be determined by these tuning parameters, and can be arbitrarily bad if the tuning parameters allow the bandwidth to be large. Indeed, we find in our Monte Carlo analysis in Section 5 that plug-in estimates of h_{PT}^* used in practice can lead to very poor coverage even when used as a starting point for a bias-corrected or undersmoothed estimator.

4.2 Efficiency and coverage comparison

Let us now consider the efficiency and coverage properties of conventional, undersmoothed, and bias-corrected CIs relative to the FLCI based on $\hat{T}_{p-1}(h_{\text{RMSE}}^*, k)$. To keep the comparison meaningful, and avoid the issues discussed in the previous subsection, we assume these CIs are also based on h_{RMSE}^* , rather than h_{PT}^* (in case of undersmoothing, we assume that the bandwidth is undersmoothed relative to h_{RMSE}^*). Suppose that the smoothness class is either $\mathcal{F}_{\text{T},p}(M)$ or $\mathcal{F}_{\text{HöL},p}(M)$ and denote it by $\mathcal{F}_p(M)$. For concreteness, let $p = 2$, and $q = 1$.

Consider first conventional CIs, given by $\hat{T}_1(h; k) \pm z_{1-\alpha/2} \widehat{\text{se}}(h; k)$. If the bandwidth h equals h_{RMSE}^* , then these CIs are shorter than the 95% FLCIs by a factor of $z_{0.975}/\text{cv}_{0.95}(1/2) = 0.90$.

¹⁴To ensure consistency and finiteness of h_{PT}^* , it is standard to assume that $f^{(p)} \neq 0$. However, the RMSE can still be arbitrarily poor whenever the p th derivative is locally small, but non-zero, and large globally, such as when $f(x) = x^{p+1} + \eta x^p$ for p odd and $f(x) = x^{p+2} + \eta x^p$ if p is even, provided η is sufficiently small.

Consequently, their coverage is 92.1% rather than the nominal 95% coverage. At the RMSE-optimal bandwidth, the bias-sd ratio equals 1/2, so disregarding the bias doesn't result in severe undercoverage. If one uses a larger bandwidth, however, the bias-sd ratio will be larger, and the undercoverage problem more severe: for example, if the bandwidth is 50% larger than h_{RMSE}^* , so that the bias-sd ratio equals $1/2 \cdot (1.5)^{(5/2)}$, the coverage is only 71.9%.

Second, consider undersmoothing. This amounts to choosing a bandwidth sequence h_n such that $h_n/h_{\text{RMSE}}^* \rightarrow 0$, so that for any fixed M , the bias-sd ratio $t_n = h_n^{\gamma_b - \gamma_s} MB(k)/(n^{-1/2}S(k))$ approaches zero, and the CI $\hat{T}(h^n; k) \pm \text{cv}_{1-\alpha}(0)\widehat{\text{se}}(h_n; k) = \hat{T}(h^n; k) \pm z_{1-\alpha/2}\widehat{\text{se}}(h_n; k)$ will consequently have proper coverage in large samples. However, the CIs shrink at a slower rate than $n^{r/2} = n^{4/5}$, and thus the asymptotic efficiency of the undersmoothed CI relative to the optimal FLCI is zero.

On the other hand, an apparent advantage of the undersmoothed CI is that it appears to avoid specifying the smoothness constant M . However, a more accurate description of undersmoothing is that the bandwidth sequence h_n implicitly chooses a sequence of smoothness constants $M_n \rightarrow \infty$ such that coverage is controlled under the sequence of parameter spaces $\mathcal{F}_p(M_n)$. We can improve on the coverage and length of the resulting CI by making this sequence explicit and computing an optimal (or near-optimal) FLCI for $\mathcal{F}_p(M_n)$.

To this end, given a sequence h_n , a better approximation to the finite-sample coverage of the CI $\hat{T}(h_n; k) \pm z_{1-\alpha/2}\widehat{\text{se}}(h_n; k)$ over the parameter space $\mathcal{F}_p(M)$ is $P_{Z \sim N(0,1)}(|Z + t_n(M)| \geq z_{1-\alpha/2})$ where $t_n(M) = h_n^{\gamma_b - \gamma_s} MB(k)/(n^{-1/2}S(k))$ is the bias-sd ratio for the given choice of M . This approximation is exact in idealized settings, such as the white noise model discussed in Supplemental Appendix B. For a given level of undercoverage $\eta = \eta_n$, one can then compute M_n as the greatest value of M such that this approximation to the coverage is at least $1 - \alpha - \eta$. In order to trust the undersmoothed CI, one must be convinced of the plausibility of the assumption $f \in \mathcal{F}_p(M_n)$: otherwise the coverage will be worse than $1 - \alpha - \eta$. This suggests that, in the interest of transparency, one should make this smoothness constant explicit by reporting M_n along with the undersmoothed CI. However, once the sequence M_n is made explicit, a more efficient approach is to simply report an optimal or near-optimal CI for this sequence, either at the coverage level $1 - \alpha - \eta$ (in which case the CI will be strictly smaller than the undersmoothed CI while maintaining the same coverage) or at level $1 - \alpha$ (in which case the CI will have better finite-sample coverage and may also be shorter than the undersmoothed CI).

Finally, let us consider bias correction. It is known that re-centering conventional CIs by an estimate of the leading bias term often leads to poor coverage (Hall, 1992). In an important paper, Calonico et al. (2014, CCT hereafter) show that the coverage properties of this bias-corrected CI are much better if one adjusts the standard error estimate to account for the variability of the bias estimate, which they call robust bias correction (RBC). For simplicity,

consider the case in which the main bandwidth and the pilot bandwidth (used to estimate the bias) are the same, and that the main bandwidth is chosen optimally in that it equals h_{RMSE}^* . In this case, the bias-corrected local linear estimator coincides with a local quadratic estimator. As a result, the RBC procedure in this case amounts to using a local quadratic estimator, but with a bandwidth h_{RMSE}^* , optimal for a local linear estimator. The resulting CI obtains by adding and subtracting $z_{1-\alpha/2}$ times the standard deviation of the estimator.

To ensure that the bias is estimable, the theory of bias correction requires that the conditional mean function is sufficiently smooth, which requires $q < p - 1$ (thus, assuming that f is sufficiently smooth to ensure that the bias of $\hat{T}_1(h; k)$ can be estimated implies that the polynomial order $q = 1$ of the original estimator is not optimal). Suppose, therefore, that the smoothness class is given by $\mathcal{F}_3(M)$ (with $q = 1$, and $h = h_{\text{RMSE}}^*$ still chosen to be MSE optimal for $\mathcal{F}_2(M)$). In this case the RBC interval can be considered an undersmoothed CI based on a second order local polynomial estimator. Following the discussion of undersmoothed CIs above, the limiting coverage is $1 - \alpha$ when M is fixed (this matches the pointwise-in- f coverage statements in CCT, which assume the existence of a continuous third derivative in the present context). Due to this undersmoothing, however, the RBC CI shrinks at a slower rate than the optimal CI.

It is also interesting to consider the case when the order $q = 1$ of the local polynomial of the estimator $\hat{T}_1(h_{\text{RMSE}}^*; k)$ is optimal under the maintained smoothness assumption, so that the smoothness class is given by $\mathcal{F}_2(M)$. In this case, the smoothness of the conditional mean function is too low for the bias to be estimable: the bias of the bias-corrected estimator will be of the same order as the bias of the original estimator. Consequently, the estimator will remain asymptotically biased, even after the bias correction. In particular, bias-sd ratio of the estimator is given by

$$t_{\text{RBC}} = (h_{\text{RMSE}}^*)^{5/2} \frac{M \mathcal{B}_{2,2}(k)/2}{\sigma(0) (\int k_2^*(u)^2 du / dn)^{1/2}} = \frac{1}{2} \frac{\mathcal{B}_{2,2}(k)}{\mathcal{B}_{2,1}(k)} \left(\frac{\int_{\mathcal{X}} k_1^*(u)^2 du}{\int_{\mathcal{X}} k_2^*(u)^2 du} \right)^{1/2}. \quad (25)$$

The resulting coverage is given by $\Phi(t_{\text{RBC}} + z_{1-\alpha/2}) - \Phi(t_{\text{RBC}} - z_{1-\alpha/2})$. The RBC interval length relative to the $1 - \alpha$ FLCI around a local linear estimator with the same kernel and minimax MSE bandwidth is the same under both $\mathcal{F}_{\text{T},p}(M)$, and $\mathcal{F}_{\text{H\"{o}l},p}(M)$, and given by

$$\frac{z_{1-\alpha/2} \left(\int_{\mathcal{X}} k_2^*(u)^2 du \right)^{1/2}}{c v_{1-\alpha}(1/2) \left(\int_{\mathcal{X}} k_1^*(u)^2 du \right)^{1/2}} (1 + o(1)). \quad (26)$$

The resulting coverage and relative length is given in Table 5. One can see that although the undercoverage is very mild, (since t_{RBC} is quite low in all cases), the intervals are about 30% longer than the FLCIs around the RMSE bandwidth.

Under the class $\mathcal{F}_{\text{Hö},2}(M)$, the RBC intervals are also reasonably robust to using a larger bandwidth: if the bandwidth used is 50% larger than h_{RMSE}^* , so that the bias-sd ratio in Eq. (25) is larger by a factor of $(1.5)^{5/2}$, the resulting coverage is still at least 93.0% for the kernels considered in Table 5. Under $\mathcal{F}_{\text{T},2}(M)$, using a bandwidth 50% larger than h_{RMSE}^* yields coverage of about 80% on the boundary and 87% in the interior. Thus, depending on the smoothness class, the 95% RBC CI has close to 95% coverage and efficiency loss of about 30%, or exactly 95% coverage at the cost of shrinking at a slower than optimal rate.

Our asymptotic efficiency comparisons focus on minimizing length among CIs with coverage at least $1 - \alpha$ for all $f \in \mathcal{F}$, which follows the usual definition of coverage. One may also consider a criterion that also penalizes CIs that cover “too much,” by placing an upper bound $1 - \underline{\alpha}$ on coverage. For the CIs considered in this paper, the maximum coverage occurs when the bias is zero, and is given by $P_{Z \sim N(0,1)}(|Z| \leq cv_{1-\alpha}(t)) = 1 - 2\Phi(-cv_{1-\alpha}(t))$ where t is the asymptotic bias-sd ratio. In particular, when $\mathcal{F} = \mathcal{F}_{\text{T},2}(M)$ or $\mathcal{F} = \mathcal{F}_{\text{Hö},2}(M)$ and the RMSE optimal bandwidth is used, the maximum coverage of a FLCI with 95% (minimum) coverage is $1 - 2\Phi(-2.18) = .971$. If one wants the maximum coverage to be smaller, then undersmoothing (or subtracting an estimate of the bias) will be necessary, and Edgeworth expansions may be needed to deal with higher order approximation terms if one wants $\alpha - \underline{\alpha} \rightarrow 0$ quickly enough with the sample size (see Calonico et al., 2019). Because, as we discuss above, undersmoothing or bias correction yields longer CIs than the ones we propose, the resulting CIs will be longer than the CIs we propose, which do not penalize “overcoverage.”

5 Monte Carlo

To study the finite-sample performance of the FLCI that we propose, and compare its performance to other approaches, this section conducts a Monte Carlo analysis of the conditional mean estimation problem considered in Section 3.

We consider Monte Carlo designs with conditional mean functions

$$\begin{aligned} f_1(x) &= \frac{M}{2}(x^2 - 2\mathbf{s}(|x| - 0.25)), \\ f_2(x) &= \frac{M}{2}(x^2 - 2\mathbf{s}(|x| - 0.2)^2 + 2\mathbf{s}(|x| - 0.5) - 2\mathbf{s}(|x| - 0.65)), \\ f_3(x) &= \frac{M}{2}((x+1)^2 - 2\mathbf{s}(x+0.2) + 2\mathbf{s}(x-0.2) - 2\mathbf{s}(x-0.4) + 2\mathbf{s}(x-0.7) - 0.92), \end{aligned}$$

where $\mathbf{s}(x) = (x)_+^2 = \max\{x, 0\}^2$ is the square of the plus function, and $M \in \{2, 6\}$, giving a total of 6 designs. In all cases, x_i is drawn from a uniform distribution with support $[-1, 1]$ (so that the design is random), $u_i \sim N(0, 1/4)$, and the sample size is $n = 500$. Figure 4 plots these designs. The regression function for each design lies in $\mathcal{F}_{\text{Hö},2}(M)$ for the corresponding M . To

ensure that our results, discussed below, are not sensitive to the choice of the error distribution or the distribution for the running variable, in Supplemental Appendix F, we also consider designs with x_i drawn from a beta distribution, designs with log-normal and heteroskedastic errors, and designs with different error variance. Finally, we also show in the appendix that the results remain effectively the same when the function $\mathfrak{s}(\cdot)$ is replaced by a smooth approximating function.¹⁵

For each design, we implement the optimal FLCI centered at a local linear estimate with a triangular kernel and MSE optimal bandwidth, as described in Section 3.3, for each choice of $M \in \{2, 6\}$, and with M calibrated using the rule-of-thumb (ROT) described in Section 3.3. The implementations with $M \in \{2, 6\}$ allow us to gauge the effect of using an appropriately calibrated M , compared to a choice of M that is either too conservative or too liberal by a factor of 3. The ROT calibration chooses M automatically, but requires additional conditions in order to have correct coverage (see Section 3.3).

In addition to these FLCIs, we consider seven other CIs (Supplemental Appendix F considers one more method). The first five are different implementations of the robust bias-corrected (RBC) CIs proposed by CCT (discussed in Section 4). Implementing these CIs requires two bandwidth choices: a bandwidth for the local linear estimator, and a pilot bandwidth that is used to construct an estimate of its bias. The first two CIs use bandwidth choices justified by pointwise-in- f asymptotics. The first CI uses a plug-in estimate of h_{PT}^* defined in (24), as implemented by Calonico et al. (2018), and an analogous estimate for the pilot bandwidth. The second CI, also implemented by Calonico et al. (2018), uses bandwidth estimates for both bandwidths that optimize the pointwise asymptotic coverage error (CE) among CIs that use usual $z_{1-\alpha/2}$ critical value. This CI can be considered a particular form of undersmoothing. The third CI sets both the pilot bandwidth and the main bandwidth to the plug-in estimate of h_{PT}^* . For the next three CIs, we consider bandwidths justified by uniform-in- f asymptotics. For the fourth and fifth CIs, we set both the main and the pilot bandwidth to h_{RMSE}^* with $M = 2$, and $M = 6$, respectively. For the sixth CI, we set both bandwidths to $\hat{h}_{\text{RMSE}, \hat{M}_{\text{ROT}}}^*$. Finally, we consider a conventional CI centered at a plug-in bandwidth estimate of h_{PT}^* , using the rule-of-thumb estimator of Fan and Gijbels (1996, Chapter 4.2). All CIs are computed at the nominal 95% coverage level.

Table 6 reports the results. The FLCIs perform well when the correct M is used. As expected, they suffer from undercoverage if M is chosen too small, or suboptimal length when M is chosen too large. The ROT choice of M appears to do a reasonable job of having

¹⁵The RBC method considered below assumes that the conditional mean function be at least three times continuously differentiable in the neighborhood of 0. Since the functions f_1, f_2 and f_3 are not globally three times continuously differentiable, depending on the neighborhood definition, this assumption is arguably violated. The results in the appendix are nearly identical to those reported here, implying that the performance of the RBC method is not driven by this lack of smoothness.

good coverage and length in these designs without requiring knowledge of the true smoothness constant. However, as discussed in Section 3.3, this ROT choice imposes additional restrictions on the parameter space, so one must take care in extrapolating these results to other designs.

As predicted by the theory in Section 4, the RBC CIs also have good coverage when implemented using the h_{RMSE}^* bandwidth, and they are less sensitive to the choice of M than the corresponding FLCIs, at the expense of being on average about 25% longer. RBC CIs with bandwidth given by $\hat{h}_{\text{RMSE}, \hat{M}_{\text{ROT}}}^*$ also achieve good coverage, but they are again about 25% longer than the corresponding FLCIs.

The CIs based on bandwidths justified by pointwise-in- f asymptotics (rows 1, 2, 3, and 7 for each design in the table) all have very poor coverage for at least one of the designs. Our analysis in Section 4 suggests that this is due to the tuning parameter choices required by these bandwidths. Indeed, looking at the average of the bandwidth over the Monte Carlo draws (also reported in Table 6), it can be seen that the bandwidths tend to be much larger than those that estimate h_{RMSE}^* . This is even the case for the CE bandwidth, which is intended to minimize coverage errors.

Overall, the Monte Carlo analysis suggests that default approaches to nonparametric CI construction (bias-correction or undersmoothing relative to plug-in bandwidths) can lead to severe undercoverage when implemented using bandwidths justified by pointwise-in- f asymptotics. Bias-corrected CIs such as the one proposed by CCT can have good coverage if one starts from the minimax RMSE bandwidth, although they will be wider than FLCIs proposed in this paper.

6 Empirical illustration

To illustrate the implementation of feasible versions of the CIs (22), we use a subset of the dataset from Ludwig and Miller (2007).

In 1965, when the Head Start federal program launched, the Office of Economic Opportunity provided technical assistance to the 300 poorest counties in the United States to develop Head Start funding proposals. Ludwig and Miller (2007) use this cutoff in technical assistance to look at intent-to-treat effects of the Head Start program on a variety of outcomes using as a running variable the county’s poverty rate relative to the poverty rate of the 300th poorest county (which had poverty rate equal to approximately 59.2%). We focus here on their main finding, the effect on child mortality due to causes addressed as part of Head Start’s health services. See Ludwig and Miller (2007) for a detailed description of this variable. Relative to the dataset used in Ludwig and Miller (2007), we remove one duplicate entry and one outlier, which after discarding counties with partially missing data leaves us with 3,103 observations, with 294 of them above the poverty cutoff.

Figure 5 plots the data (to reduce the noise in the outcome variable, we plot bin averages of size 25). To estimate the discontinuity in mortality rates, Ludwig and Miller (2007) use a uniform kernel¹⁶ and consider bandwidths equal to 9, 18, and 36. This yields point estimates equal to -1.90 , -1.20 and -1.11 respectively, which are large effects given that the average mortality rate for counties not receiving technical assistance was 2.15 per 100,000. The p -values reported in the paper, based on bootstrapping the t -statistic (which ignores any potential bias in the estimates), are 0.036, 0.081, and 0.027. The standard errors for these estimates, obtained using the nearest neighbor method (with $J = 3$) are 1.04, 0.70, and 0.52.

These bandwidth choices are optimal in the sense that they minimize the RMSE expression (21) if $M = 0.040$, 0.0074 , and 0.0014 , respectively. Thus, for these bandwidths to be optimal, one has to be very optimistic about the smoothness of the regression function. In comparison, the rule of thumb method for estimating M discussed in Section 3.3 yields $\hat{M}_{\text{ROT}} = 0.299$, implying h_{RMSE}^* estimate 4.0, and the point estimate -3.17 . For these smoothness parameters, the critical values based on the finite-sample bias-sd ratio are given by 2.165, 2.187, 2.107 and 2.202 respectively, which is very close to the asymptotic value $\text{cv}_{.95}(1/2) = 2.181$. The resulting 95% confidence intervals are given by

$$(-4.143, 0.353), \quad (-2.720, 0.323), \quad (-2.215, -0.013), \quad \text{and} \quad (-6.352, 0.010),$$

respectively. The p -values based on these estimates are given by 0.100, 0.125, 0.047, and 0.051. These p -values are larger than those reported in the paper, as they take into account the potential bias of the estimates.

Using a triangular kernel helps to tighten the confidence intervals by a few percentage points in length, as predicted by the relative asymptotic efficiency results from Table 3, yielding

$$(-4.138, 0.187), \quad (-2.927, 0.052), \quad (-2.268, -0.095), \quad \text{and} \quad (-5.980, -0.322)$$

The underlying optimal bandwidths are given by 11.6, 23.1, 45.8, and 4.9 respectively. The p -values associated with these estimates are 0.074, 0.059, 0.033, and 0.028, tightening the p -values based on the uniform kernel.

These results indicate that unless one is very optimistic about the smoothness of the regression function, the uncertainty associated with the magnitude of the effect of Head Start assistance on child mortality is much higher than originally reported. This is due mainly to the relatively large bandwidths used by Ludwig and Miller (2007), which imply an optimistic bound on the smoothness of the regression function if we assume that such bandwidths are close to optimal for MSE. Interestingly, while the more conservative smoothness bound in our

¹⁶Ludwig and Miller (2007) state that the estimates were obtained using a triangular kernel. However, due to a bug in the code, the results reported in the paper were actually obtained using a uniform kernel.

benchmark specification leads to much wider CIs, the point estimate is larger in magnitude, so that one still finds a statistically significant effect at a 5 or 10% level, depending on the kernel.

Appendix A Proofs of theorems in Section 2

A.1 Proof of Theorem 2.1

Parts (ii) and (iii) follow from part (i) and simple calculations. To prove part (i), note that, if it did not hold, there would be a bandwidth sequence h_n such that

$$\liminf_{n \rightarrow \infty} M^{r-1} n^{r/2} R(\hat{T}(h_n; k)) < S(k)^r B(k)^{1-r} \inf_t t^{r-1} \tilde{R}(t, 1).$$

By Eq. (7), the bandwidth sequence h_n must satisfy $\liminf_{n \rightarrow \infty} h_n (nM^2)^{1/[2(\gamma_b - \gamma_s)]} > 0$ and $\limsup_{n \rightarrow \infty} h_n (nM^2)^{1/[2(\gamma_b - \gamma_s)]} < \infty$. Thus, by Eq. (6),

$$M^{r-1} n^{r/2} R(\hat{T}(h_n; k)) = S(k)^r B(k)^{1-r} t_n^{r-1} \tilde{R}(t_n, 1) + o(1),$$

where $t_n = h_n^{\gamma_b - \gamma_s} B(k) / (n^{-1/2} S(k))$. This contradicts the display above.

A.2 Proof of Theorem 2.2

The second statement (relative efficiency) is immediate from (6). For the first statement (coverage), fix $\varepsilon > 0$ and let $\text{sd}_n = n^{-1/2} (h_{\text{RMSE}}^*)^{\gamma_s} S(k)$ so that $\text{sd}_n / \widehat{\text{se}}(h_{\text{RMSE}}^*; k) \xrightarrow{P} 1$ uniformly over $f \in \mathcal{F}$. Note that, by Theorem 2.1 and the fact that $t_{\text{RMSE}}^* = \sqrt{1/r - 1}$,

$$\tilde{R}_{\text{FLCI}, \alpha + \varepsilon}(\hat{T}(h_{\text{RMSE}}^*; k)) = \text{sd}_n \cdot \text{cv}_{1 - \alpha - \varepsilon}(\sqrt{1/r - 1})(1 + o(1)),$$

and similarly for $\tilde{R}_{\text{FLCI}, \alpha - \varepsilon}(\hat{T}(h_{\text{RMSE}}^*; k))$. Since $\text{cv}_{1 - \alpha}(\sqrt{1/r - 1})$ is strictly decreasing in α , it follows that there exists $\eta > 0$ such that, with probability approaching 1 uniformly over $f \in \mathcal{F}$,

$$\begin{aligned} R_{\text{FLCI}, \alpha + \varepsilon}(\hat{T}(h_{\text{RMSE}}^*; k)) &< \widehat{\text{se}}(\hat{T}(h_{\text{RMSE}}^*; k)) \cdot \text{cv}_{1 - \alpha}(\sqrt{1/r - 1}) \\ &< (1 - \eta) R_{\text{FLCI}, \alpha - \varepsilon}(\hat{T}(h_{\text{RMSE}}^*; k)). \end{aligned}$$

Thus,

$$\begin{aligned} \liminf_n \inf_{f \in \mathcal{F}} P \left(T(f) \in \left\{ \hat{T}(h_{\text{RMSE}}^*; k) \pm \widehat{\text{se}}(\hat{T}(h_{\text{RMSE}}^*; k)) \cdot \text{cv}_{1 - \alpha}(\sqrt{1/r - 1}) \right\} \right) \\ \geq \liminf_n \inf_{f \in \mathcal{F}} P \left(T(f) \in \left\{ \hat{T}(h_{\text{RMSE}}^*; k) \pm R_{\text{FLCI}, \alpha + \varepsilon}(\hat{T}(h_{\text{RMSE}}^*; k)) \right\} \right) \geq 1 - \alpha - \varepsilon, \end{aligned}$$

and

$$\begin{aligned} & \limsup_n \inf_{f \in \mathcal{F}} P \left(T(f) \in \left\{ \hat{T}(h_{\text{RMSE}}^*; k) \pm \widehat{\text{se}}(\hat{T}(h_{\text{RMSE}}^*; k)) \cdot \text{cv}_{1-\alpha}(\sqrt{1/r-1}) \right\} \right) \\ & \leq \limsup_n \inf_{f \in \mathcal{F}} P \left(T(f) \in \left\{ \hat{T}(h_{\text{RMSE}}^*; k) \pm R_{\text{FLCI}, \alpha-\varepsilon}(\hat{T}(h_{\text{RMSE}}^*; k))(1-\eta) \right\} \right) \leq 1 - \alpha + \varepsilon, \end{aligned}$$

where the last inequality follows by definition of $R_{\text{FLCI}, \alpha-\varepsilon}(\hat{T}(h_{\text{RMSE}}^*; k))$. Taking $\varepsilon \rightarrow 0$ gives the result.

References

- Abadie, A. and Imbens, G. W. (2006). Large sample properties of matching estimators for average treatment effects. *Econometrica*, 74(1):235–267.
- Abadie, A., Imbens, G. W., and Zheng, F. (2014). Inference for misspecified models with fixed regressors. *Journal of the American Statistical Association*, 109(508):1601–1614.
- Anderson, T. W. and Rubin, H. (1949). Estimation of the parameters of a single equation in a complete system of stochastic equations. *The Annals of Mathematical Statistics*, 20(1):46–63.
- Armstrong, T. B. (2018). Adaptation bounds for confidence bands under self-similarity. ArXiv: 1810.09762.
- Armstrong, T. B. and Kolesár, M. (2018a). Optimal inference in a class of regression models. *Econometrica*, 86(2):655–683.
- Armstrong, T. B. and Kolesár, M. (2018b). A simple adjustment for bandwidth snooping. *Review of Economic Studies*, 85(2):732–765.
- Brown, L. D. and Low, M. G. (1996). Asymptotic equivalence of nonparametric regression and white noise. *The Annals of Statistics*, 24(6):2384–2398.
- Brown, L. D., Low, M. G., and Zhao, L. H. (1997). Superefficiency in nonparametric function estimation. *The Annals of Statistics*, 25(6):2607–2625.
- Bull, A. D. (2012). Honest adaptive confidence bands and self-similar functions. *Electronic Journal of Statistics*, 6:1490–1516.
- Cai, T. T. and Low, M. G. (2004). An adaptation theory for nonparametric confidence intervals. *The Annals of Statistics*, 32(5):1805–1840.

- Calonico, S., Cattaneo, M. D., and Farrell, M. H. (2018). On the effect of bias estimation on coverage accuracy in nonparametric inference. *Journal of the American Statistical Association*, 113(522):767–779.
- Calonico, S., Cattaneo, M. D., and Farrell, M. H. (2019). Coverage Error Optimal Confidence Intervals for Local Polynomial Regression. *arXiv:1808.01398 [econ, math, stat]*.
- Calonico, S., Cattaneo, M. D., and Titiunik, R. (2014). Robust nonparametric confidence intervals for regression-discontinuity designs. *Econometrica*, 82(6):2295–2326.
- Cheng, M.-Y., Fan, J., and Marron, J. S. (1997). On automatic boundary corrections. *The Annals of Statistics*, 25(4):1691–1708.
- Chernozhukov, V., Chetverikov, D., and Kato, K. (2014). Anti-concentration and honest, adaptive confidence bands. *The Annals of Statistics*, 42(5):1787–1818.
- Donoho, D. L. (1994). Statistical estimation and optimal recovery. *The Annals of Statistics*, 22(1):238–270.
- Donoho, D. L. and Low, M. G. (1992). Renormalization exponents and optimal pointwise rates of convergence. *The Annals of Statistics*, 20(2):944–970.
- Fan, J. (1993). Local linear regression smoothers and their minimax efficiencies. *The Annals of Statistics*, 21(1):196–216.
- Fan, J., Gasser, T., Gijbels, I., Brockmann, M., and Engel, J. (1997). Local polynomial regression: optimal kernels and asymptotic minimax efficiency. *Annals of the Institute of Statistical Mathematics*, 49(1):79–99.
- Fan, J. and Gijbels, I. (1996). *Local Polynomial Modelling and Its Applications*. Monographs on Statistics and Applied Probability. Chapman & Hall/CRC, New York, NY.
- Fuller, A. T. (1961). Relay control systems optimized for various performance criteria. In Coales, J. F., Ragazzini, J. R., and Fuller, A. T., editors, *Automatic and Remote Control: Proceedings of the First International Congress of the International Federation of Automatic Control*, volume 1, pages 510–519. Butterworths, London.
- Gao, W. Y. (2018). Minimax linear estimation at a boundary point. *Journal of Multivariate Analysis*, 165:262–269.
- Giné, E. and Nickl, R. (2010). Confidence bands in density estimation. *The Annals of Statistics*, 38(2):1122–1170.

- Hahn, J., Todd, P. E., and van der Klaauw, W. (2001). Identification and estimation of treatment effects with a regression-discontinuity design. *Econometrica*, 69(1):201–209.
- Hall, P. (1992). Effect of bias estimation on coverage accuracy of bootstrap confidence intervals for a probability density. *The Annals of Statistics*, 20(2):675–694.
- Hall, P. and Horowitz, J. (2013). A simple bootstrap method for constructing nonparametric confidence bands for functions. *The Annals of Statistics*, 41(4):1892–1921.
- Ibragimov, I. A. and Khas'minskii, R. Z. (1985). On nonparametric estimation of the value of a linear functional in gaussian white noise. *Theory of Probability & Its Applications*, 29(1):18–32.
- Imbens, G. and Wager, S. (2019). Optimized regression discontinuity designs. *Review of Economics and Statistics*, 101(2):264–278.
- Kolesár, M. and Rothe, C. (2018). Inference in regression discontinuity designs with a discrete running variable. *American Economic Review*, 108(8):2277–2304.
- Legostaeva, I. L. and Shiryaev, A. N. (1971). Minimax weights in a trend detection problem of a random process. *Theory of Probability & Its Applications*, 16(2):344–349.
- Lepski, O. V. (1990). On a problem of adaptive estimation in gaussian white noise. *Theory of Probability & Its Applications*, 35(3):454–466.
- Li, K.-C. (1989). Honest confidence regions for nonparametric regression. *The Annals of Statistics*, 17(3):1001–1008.
- Low, M. G. (1997). On nonparametric confidence intervals. *The Annals of Statistics*, 25(6):2547–2554.
- Ludwig, J. and Miller, D. L. (2007). Does head start improve children’s life chances? evidence from a regression discontinuity design. *Quarterly Journal of Economics*, 122(1):159–208.
- Noack, C. and Rothe, C. (2019). Bias-aware inference in fuzzy regression discontinuity designs. Unpublished manuscript, University of Mannheim.
- Nussbaum, M. (1996). Asymptotic equivalence of density estimation and Gaussian white noise. *The Annals of Statistics*, 24(6):2399–2430.
- Sacks, J. and Ylvisaker, D. (1978). Linear estimation for approximately linear models. *The Annals of Statistics*, 6(5):1122–1137.

- Schennach, S. M. (2015). A bias bound approach to nonparametric inference. Working Paper CWP71/15, Cemmap.
- Sun, Y. (2005). Adaptive estimation of the regression discontinuity model. Unpublished manuscript, University of California, San Diego.
- Tsybakov, A. B. (2009). *Introduction to nonparametric estimation*. Springer, New York, NY.
- van der Vaart, A. W. (1998). *Asymptotic Statistics*. Cambridge University Press, New York, NY.
- Zhao, L. H. (1997). Minimax linear estimation in a white noise problem. *The Annals of Statistics*, 25(2):745–755.

Table 1: Critical values $cv_{1-\alpha}(\cdot)$

| r | t | α | | |
|-----|-------|----------|-------|-------|
| | | 0.01 | 0.05 | 0.1 |
| | 0.0 | 2.576 | 1.960 | 1.645 |
| 6/7 | 0.408 | 2.764 | 2.113 | 1.777 |
| 4/5 | 0.5 | 2.842 | 2.181 | 1.839 |
| 2/3 | 0.707 | 3.037 | 2.362 | 2.008 |
| 1/2 | 1.0 | 3.327 | 2.646 | 2.284 |
| | 1.5 | 3.826 | 3.145 | 2.782 |
| | 2.0 | 4.326 | 3.645 | 3.282 |

Notes: Critical values $cv_{1-\alpha}(t)$ and $cv_{1-\alpha}(\sqrt{1/r-1})$, for the FLCIs in (1) and (8), corresponding to the $1-\alpha$ quantiles of the $|N(t, 1)|$ and $|N(\sqrt{1/r-1}, 1)|$ distributions, where t is the bias-sd ratio, and r is the rate exponent. For $t \geq 2$, $cv_{1-\alpha}(t) \approx t + z_{1-\alpha/2}$ up to 3 decimal places for these values of α .

Table 2: Relative efficiency of local polynomial estimators for the function class $\mathcal{F}_{T,p}(M)$.

| Kernel | Order | Boundary Point | | | Interior point | | |
|--|-------|----------------|---------|---------|----------------|---------|---------|
| | | $p = 1$ | $p = 2$ | $p = 3$ | $p = 1$ | $p = 2$ | $p = 3$ |
| Uniform $I\{ u \leq 1\}$ | 0 | 0.9615 | | | 0.9615 | | |
| | 1 | 0.5724 | 0.9163 | | 0.9615 | 0.9712 | |
| | 2 | 0.4121 | 0.6387 | 0.8671 | 0.7400 | 0.7277 | 0.9267 |
| Triangular $(1 - u)_+$ | 0 | 1 | | | 1 | | |
| | 1 | 0.6274 | 0.9728 | | 1 | 0.9943 | |
| | 2 | 0.4652 | 0.6981 | 0.9254 | 0.8126 | 0.7814 | 0.9741 |
| Epanechnikov $\frac{3}{4}(1 - u^2)_+$ | 0 | 0.9959 | | | 0.9959 | | |
| | 1 | 0.6087 | 0.9593 | | 0.9959 | 1 | |
| | 2 | 0.4467 | 0.6813 | 0.9124 | 0.7902 | 0.7686 | 0.9672 |

Notes: Efficiency is relative to the optimal equivalent kernel k_{SY}^* . The functional $T(f)$ corresponds to the value of f at a point.

Table 3: Relative efficiency of local polynomial estimators for the function class $\mathcal{F}_{\text{H\"{o}l},p}(M)$.

| Kernel | Order | Boundary Point | | | Interior point | | |
|--|-------|----------------|---------|---------|----------------|---------|---------|
| | | $p = 1$ | $p = 2$ | $p = 3$ | $p = 1$ | $p = 2$ | $p = 3$ |
| Uniform $\mathbb{I}\{ u \leq 1\}$ | 0 | 0.9615 | | | 0.9615 | | |
| | 1 | 0.7211 | 0.9711 | | 0.9615 | 0.9662 | |
| | 2 | 0.5944 | 0.8372 | 0.9775 | 0.8800 | 0.9162 | 0.9790 |
| Triangular $(1 - u)_+$ | 0 | 1 | | | 1 | | |
| | 1 | 0.7600 | 0.9999 | | 1 | 0.9892 | |
| | 2 | 0.6336 | 0.8691 | 1 | 0.9263 | 0.9487 | 1 |
| Epanechnikov $\frac{3}{4}(1 - u^2)_+$ | 0 | 0.9959 | | | 0.9959 | | |
| | 1 | 0.7471 | 0.9966 | | 0.9959 | 0.9949 | |
| | 2 | 0.6186 | 0.8602 | 0.9974 | 0.9116 | 0.9425 | 1 |

Notes: For $p = 1, 2$, efficiency is relative to the optimal kernel, for $p = 3$, efficiency is relative to the local quadratic estimator with triangular kernel. The functional $T(f)$ corresponds to the value of f at a point.

Table 4: Gains from imposing global smoothness

| Kernel | Boundary Point | | | Interior point | | |
|--------------|----------------|---------|---------|----------------|---------|---------|
| | $p = 1$ | $p = 2$ | $p = 3$ | $p = 1$ | $p = 2$ | $p = 3$ |
| Uniform | 1 | 0.855 | 0.764 | 1 | 1 | 0.848 |
| Triangular | 1 | 0.882 | 0.797 | 1 | 1 | 0.873 |
| Epanechnikov | 1 | 0.872 | 0.788 | 1 | 1 | 0.866 |
| Optimal | 1 | 0.906 | | 1 | 0.995 | |

Notes: The table gives the relative asymptotic risk of local polynomial estimators of order $p - 1$ and a given kernel under the class $\mathcal{F}_{\text{H\"{o}l},p}(M)$ relative to the risk under $\mathcal{F}_{\text{T},p}(M)$ given in Eq. (18). “Optimal” refers to using the optimal kernel under a given smoothness class.

Table 5: Performance of RBC CIs based on h_{RMSE}^* bandwidth for local linear regression under $\mathcal{F}_{\text{T},2}$ and $\mathcal{F}_{\text{Hö},2}$.

| Kernel | $\mathcal{F}_{\text{T},2}$ | | | $\mathcal{F}_{\text{Hö},2}$ | | |
|-----------------|----------------------------|----------|------------------|-----------------------------|----------|------------------|
| | Length | Coverage | t_{RBC} | Length | Coverage | t_{RBC} |
| <u>Boundary</u> | | | | | | |
| Uniform | 1.35 | 0.931 | 0.400 | 1.35 | 0.948 | 0.138 |
| Triangular | 1.32 | 0.932 | 0.391 | 1.32 | 0.947 | 0.150 |
| Epanechnikov | 1.33 | 0.932 | 0.393 | 1.33 | 0.947 | 0.148 |
| <u>Interior</u> | | | | | | |
| Uniform | 1.35 | 0.941 | 0.279 | 1.35 | 0.949 | 0.086 |
| Triangular | 1.27 | 0.940 | 0.297 | 1.27 | 0.949 | 0.110 |
| Epanechnikov | 1.30 | 0.940 | 0.298 | 1.30 | 0.949 | 0.105 |

Legend: Length—CI length relative to 95% FLCI based on a local linear estimator and the same kernel and bandwidth h_{RMSE}^* ; t_{RBC} —ratio of the worst-case bias to standard deviation;

Table 6: Monte Carlo simulation: Inference at a point.

| Method | Bandwidth | $M = 2$ | | | | | $M = 6$ | | | | |
|---------------------------|---|---------|-------|--------|------|------|---------|-------|----------|------|------|
| | | Bias | SE | $E[h]$ | Cov | RL | Bias | SE | $E_m[h]$ | Cov | RL |
| Design 1 | | | | | | | | | | | |
| RBC | $h = \hat{h}_{PT}^*, b = \hat{b}_{PT}^*$ | 0.063 | 0.035 | 0.75 | 55.6 | 0.73 | 0.157 | 0.036 | 0.62 | 0.1 | 0.61 |
| RBC | $h = \hat{h}_{CE}, b = \hat{b}_{CE}$ | 0.030 | 0.041 | 0.45 | 85.8 | 0.85 | 0.059 | 0.045 | 0.34 | 72.4 | 0.76 |
| RBC | $h = b = \hat{h}_{PT}^*$ | 0.025 | 0.042 | 0.75 | 93.1 | 0.88 | 0.042 | 0.047 | 0.62 | 89.1 | 0.78 |
| RBC | $h = b = \hat{h}_{RMSE,2}^*$ | 0.001 | 0.061 | 0.36 | 94.5 | 1.27 | 0.002 | 0.061 | 0.36 | 94.5 | 1.01 |
| RBC | $h = b = \hat{h}_{RMSE,6}^*$ | 0.000 | 0.076 | 0.23 | 94.2 | 1.58 | 0.000 | 0.075 | 0.23 | 94.2 | 1.26 |
| RBC | $h = b = \hat{h}_{RMSE, \hat{M}_{ROT}}^*$ | 0.000 | 0.078 | 0.22 | 93.9 | 1.64 | 0.000 | 0.097 | 0.14 | 93.4 | 1.63 |
| Conventional | $\hat{h}_{PT,ROT}^*$ | 0.032 | 0.036 | 0.56 | 76.6 | 0.76 | 0.049 | 0.046 | 0.31 | 77.4 | 0.77 |
| FLCI, $M = 2$ | $\hat{h}_{RMSE,2}^*$ | 0.021 | 0.043 | 0.36 | 94.9 | 1.00 | 0.065 | 0.043 | 0.36 | 75.2 | 0.80 |
| FLCI, $M = 6$ | $\hat{h}_{RMSE,6}^*$ | 0.009 | 0.054 | 0.23 | 96.6 | 1.25 | 0.028 | 0.053 | 0.23 | 94.7 | 1.00 |
| FLCI, $M = \hat{M}_{ROT}$ | $\hat{h}_{RMSE, \hat{M}_{ROT}}^*$ | 0.008 | 0.056 | 0.22 | 95.6 | 1.29 | 0.010 | 0.069 | 0.14 | 96.3 | 1.30 |
| Design 2 | | | | | | | | | | | |
| RBC | $h = \hat{h}_{PT}^*, b = \hat{b}_{PT}^*$ | 0.043 | 0.035 | 0.77 | 75.9 | 0.72 | 0.129 | 0.035 | 0.77 | 4.6 | 0.58 |
| RBC | $h = \hat{h}_{CE}, b = \hat{b}_{CE}$ | 0.028 | 0.040 | 0.49 | 87.4 | 0.83 | 0.074 | 0.041 | 0.44 | 54.1 | 0.69 |
| RBC | $h = b = \hat{h}_{PT}^*$ | 0.026 | 0.041 | 0.77 | 90.9 | 0.87 | 0.077 | 0.042 | 0.77 | 53.0 | 0.70 |
| RBC | $h = b = \hat{h}_{RMSE,2}^*$ | 0.002 | 0.061 | 0.36 | 94.5 | 1.27 | 0.006 | 0.061 | 0.36 | 94.4 | 1.01 |
| RBC | $h = b = \hat{h}_{RMSE,6}^*$ | 0.000 | 0.076 | 0.23 | 94.2 | 1.58 | 0.000 | 0.075 | 0.23 | 94.2 | 1.26 |
| RBC | $h = b = \hat{h}_{RMSE, \hat{M}_{ROT}}^*$ | 0.001 | 0.068 | 0.30 | 94.0 | 1.43 | 0.000 | 0.083 | 0.20 | 93.8 | 1.38 |
| Conventional | $\hat{h}_{PT,ROT}^*$ | 0.032 | 0.032 | 0.78 | 74.4 | 0.67 | 0.073 | 0.040 | 0.44 | 53.0 | 0.66 |
| FLCI, $M = 2$ | $\hat{h}_{RMSE,2}^*$ | 0.020 | 0.043 | 0.36 | 95.1 | 1.00 | 0.061 | 0.043 | 0.36 | 78.1 | 0.80 |
| FLCI, $M = 6$ | $\hat{h}_{RMSE,6}^*$ | 0.009 | 0.054 | 0.23 | 96.6 | 1.25 | 0.028 | 0.053 | 0.23 | 94.7 | 1.00 |
| FLCI, $M = \hat{M}_{ROT}$ | $\hat{h}_{RMSE, \hat{M}_{ROT}}^*$ | 0.013 | 0.048 | 0.30 | 94.3 | 1.13 | 0.020 | 0.059 | 0.20 | 94.3 | 1.10 |
| Design 3 | | | | | | | | | | | |
| RBC | $h = \hat{h}_{PT}^*, b = \hat{b}_{PT}^*$ | -0.043 | 0.035 | 0.77 | 75.7 | 0.72 | -0.123 | 0.035 | 0.74 | 9.9 | 0.59 |
| RBC | $h = \hat{h}_{CE}, b = \hat{b}_{CE}$ | -0.026 | 0.040 | 0.49 | 88.1 | 0.83 | -0.063 | 0.043 | 0.43 | 64.2 | 0.71 |

Monte Carlo simulation: baseline DGP (continued)

| Method | Bandwidth | $M = 2$ | | | | | $M = 6$ | | | | |
|---------------------------|---|---------|-------|--------|------|------|---------|-------|----------|------|------|
| | | Bias | SE | $E[h]$ | Cov | RL | Bias | SE | $E_m[h]$ | Cov | RL |
| RBC | $h = b = \hat{h}_{PT}^*$ | -0.024 | 0.042 | 0.77 | 90.8 | 0.87 | -0.066 | 0.043 | 0.74 | 60.3 | 0.71 |
| RBC | $h = b = \hat{h}_{RMSE,2}^*$ | -0.002 | 0.061 | 0.36 | 94.5 | 1.27 | -0.007 | 0.061 | 0.36 | 94.4 | 1.01 |
| RBC | $h = b = \hat{h}_{RMSE,6}^*$ | 0.000 | 0.076 | 0.23 | 94.2 | 1.58 | 0.000 | 0.075 | 0.23 | 94.2 | 1.26 |
| RBC | $h = b = \hat{h}_{RMSE, \hat{M}_{ROT}}^*$ | 0.000 | 0.074 | 0.25 | 94.2 | 1.54 | 0.000 | 0.092 | 0.16 | 93.6 | 1.54 |
| Conventional | $\hat{h}_{PT,ROT}^*$ | -0.032 | 0.033 | 0.72 | 74.7 | 0.69 | -0.065 | 0.042 | 0.39 | 62.0 | 0.70 |
| FLCI, $M = 2$ | $\hat{h}_{RMSE,2}^*$ | -0.020 | 0.043 | 0.36 | 95.0 | 1.00 | -0.060 | 0.043 | 0.36 | 78.1 | 0.80 |
| FLCI, $M = 6$ | $\hat{h}_{RMSE,6}^*$ | -0.009 | 0.054 | 0.23 | 96.5 | 1.25 | -0.027 | 0.053 | 0.23 | 94.7 | 1.00 |
| FLCI, $M = \hat{M}_{ROT}$ | $\hat{h}_{RMSE, \hat{M}_{ROT}}^*$ | -0.010 | 0.052 | 0.25 | 95.6 | 1.22 | -0.013 | 0.065 | 0.16 | 96.1 | 1.22 |

Legend: SE—average standard error; $E[h]$ —average (over Monte Carlo draws) bandwidth; Cov—coverage of CIs (in %); RL—relative (to optimal FLCI) length.

Bandwidth descriptions: \hat{h}_{PT}^* —plugin estimate of pointwise MSE optimal bandwidth (bw); \hat{b}_{PT}^* —analog for estimate of the bias; \hat{h}_{CE}^* —plugin estimate of coverage error optimal bw; \hat{b}_{CE}^* —analog for estimate of the bias; The implementation of [Calonico et al. \(2018\)](#) is used for all four bws. $\hat{h}_{RMSE,2}^*$, $\hat{h}_{RMSE,6}^*$ —RMSE optimal bw, assuming $M = 2$, and $M = 6$, respectively. $\hat{h}_{PT,ROT}^*$ —[Fan and Gijbels \(1996\)](#) rule of thumb; $\hat{h}_{RMSE, \hat{M}_{ROT}}^*$ —RMSE optimal bw, using rule-of-thumb for M . 50,000 Monte Carlo draws.

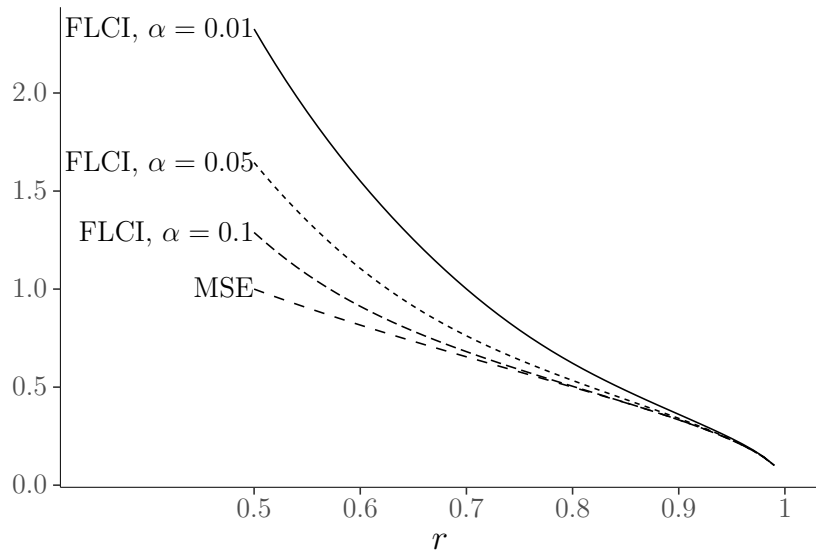


Figure 1: Optimal ratio of the worst-case bias to standard deviation for fixed length CIs (FLCI), and maximum MSE (MSE) performance criteria.

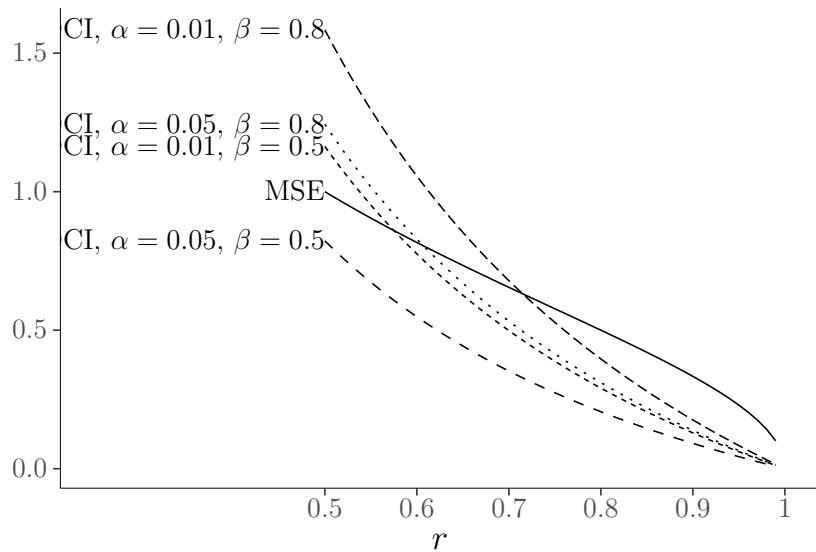


Figure 2: Optimal ratio of the worst-case bias to standard deviation for one-sided CIs (OCI), and maximum MSE (MSE) performance criteria.

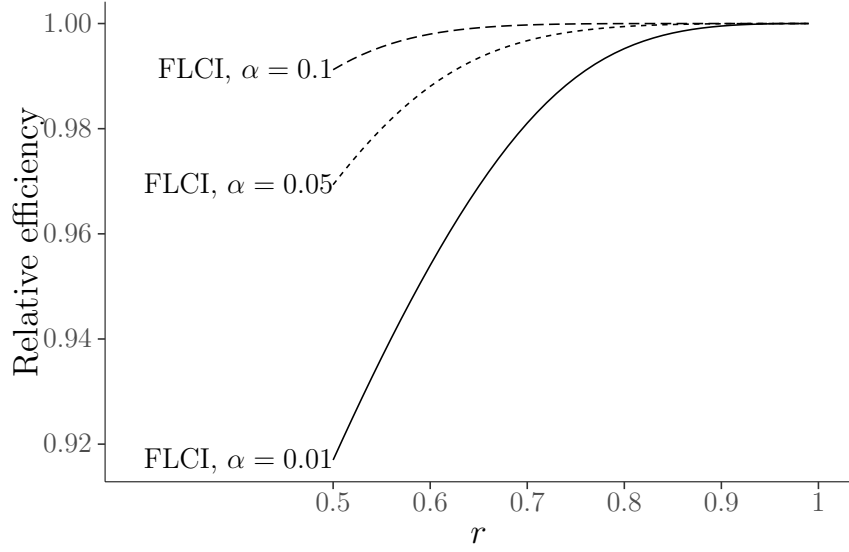


Figure 3: Efficiency of fixed-length CIs based on minimax MSE bandwidth relative to fixed-length CIs based on optimal bandwidth.

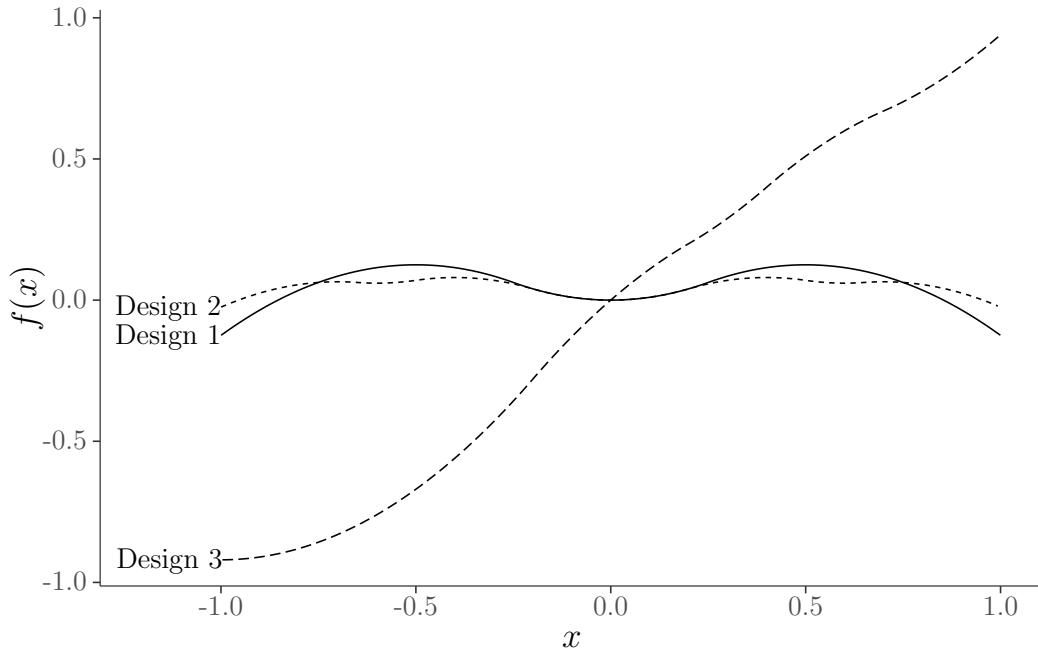


Figure 4: Monte Carlo simulation designs 1-3, and $M = 2$.

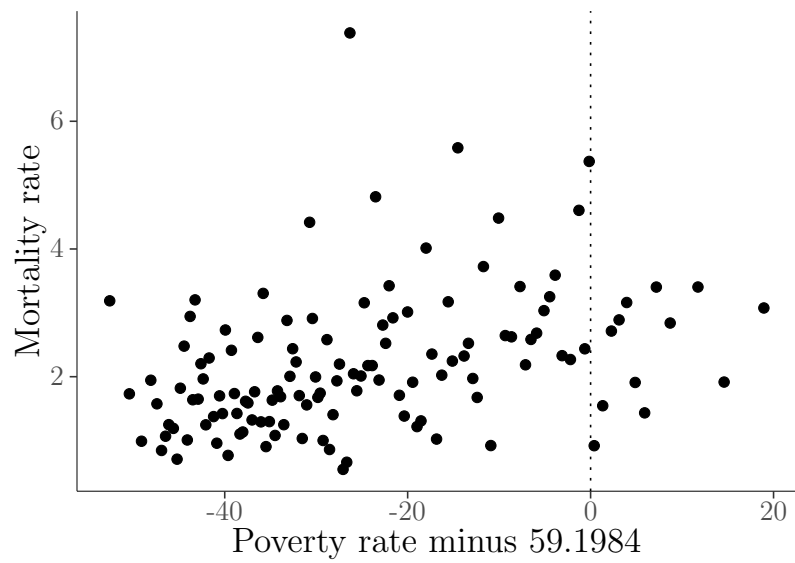


Figure 5: Average county mortality rate per 100,000 for children aged 5–9 over 1973–83 due to causes addressed as part of Head Start’s health services (labeled “Mortality rate”) plotted against poverty rate in 1960 relative to the 300th poorest county. Each point corresponds to an average for 25 counties. Data are from [Ludwig and Miller \(2007\)](#).

Supplemental Materials for “Simple and Honest Confidence Intervals in Nonparametric Regression”

Timothy B. Armstrong*

Yale University

Michal Kolesár†

Princeton University

August 30, 2019

These supplemental materials contain further appendices and additional tables and figures. Appendix [B](#) verifies our regularity conditions for some examples, and includes proofs of the results in Section 3.2. Appendix [C](#) discusses two additional applications: estimation of density at a point, and estimating a bidder valuation in first price auctions. Appendix [D](#) contains additional details for the applications in Section 3. Appendix [E](#) presents a formal analysis of the rule-of-thumb choice of M proposed in Section 3.3. Finally, Appendix [F](#) contains additional Monte Carlo results.

Appendix B Verification of regularity conditions

We verify the main condition (4) in some applications. Appendix [B.1](#) gives sufficient conditions for (4) which do not require convergence of moments. Appendix [B.2](#) shows that (4) holds in the Gaussian white noise model under a mild extension of conditions in [Donoho and Low \(1992\)](#). Thus, the results apply to estimating, among other things, a function or one of its derivatives evaluated at a given point, when the function is observed in the white noise model. By equivalence results in [Brown and Low \(1996\)](#) and [Nussbaum \(1996\)](#), our results also apply when the function of interest is a density or conditional mean. Appendix [B.3](#) verifies (4) directly for local polynomial estimators in the nonparametric regression setting, and Appendix [B.4](#) verifies it for in the fuzzy RD application.

*email: timothy.armstrong@yale.edu

†email: mcolesar@princeton.edu

B.1 Sufficient conditions for main regularity condition

This appendix gives sufficient conditions for the main condition (4). In particular, we show that a version of (2) stated in terms of convergence in distribution, rather than convergence of moments, suffices for (4) for the FLCI and OCI criteria, and for a truncated version of the RMSE criterion. Such conditions are appropriate for functionals that involve smooth nonlinear transformations, which preserve convergence in distribution but may not preserve convergence of moments: we show in Appendix B.1.1 that a version of the delta method can be used to verify our conditions in such cases.

As in the main text, we consider a general setup where, for each n (which typically denotes sample size), data are drawn from some distribution P_f , which also implicitly depends on n , for some f . Let $\mathcal{F}_n \subseteq \mathcal{F}$ be a sequence of function classes, and let $T : \mathcal{F} \rightarrow \mathbb{R}$. Let $\hat{T} = \hat{T}(h; k)$ be a sequence of estimators indexed implicitly by n , and by a kernel k and bandwidth $h = h_n$, which also depends on n . The function class \mathcal{F}_n is indexed by a sequence of constants M_n .

To make concise statements about uniform-in- f convergence, we introduce some additional notation. For a random variable $W_{n,f}$ indexed by the sample size n and the distribution f , we use $W_{n,f_n} \xrightarrow[f_n]{d} \mathcal{L}$ to denote that the distribution of W_{n,f_n} converges in distribution to \mathcal{L} under the sequence f_n . When this holds for all sequences $f_n \in \mathcal{F}_n$ for some sequence of sets \mathcal{F}_n , we write $W_{n,f} \xrightarrow[\mathcal{F}_n]{d} \mathcal{L}$, and we say that $W_{n,f}$ converges in distribution to \mathcal{L} uniformly over \mathcal{F}_n . When the limiting law \mathcal{L} is a point mass at some constant a , we write $W_{n,f_n} \xrightarrow[f_n]{p} a$ and when the convergence holds for all $f_n \in \mathcal{F}_n$, we write $W_{n,f} \xrightarrow[\mathcal{F}_n]{p} a$ and say that $W_{n,f}$ converges in probability to a uniformly over \mathcal{F}_n .

We make the following assumption on the estimators $\hat{T}(h; k)$. This assumption is similar to the condition (2) in the main text, but uses convergence in distribution rather than convergence of moments.

Assumption B.1. *For some sequences of random variables $Z_{n,h,f}$ and $b_{n,h,f}$, we have*

$$\hat{T}(h; k) = T(f) + h^{\gamma_b} M_n b_{n,h,f} + h^{\gamma_s} n^{-1/2} Z_{n,h,f}$$

where, for some sequence of constants $b_{n,h,f}^*$ and some $S(k)$ and $B(k)$, $|b_{n,h,f} - b_{n,h,f}^*| \xrightarrow[\mathcal{F}_n]{p} 0$ and

$$\lim_{n \rightarrow \infty} \sup_{f \in \mathcal{F}_n} b_{n,h,f}^* = B(k), \quad \lim_{n \rightarrow \infty} \inf_{f \in \mathcal{F}_n} b_{n,h,f}^* = -B(k), \quad Z_{n,h,f} \xrightarrow[\mathcal{F}_n]{d} N(0, S(k)^2).$$

We verify our main condition (4) for a class of performance criteria constructed as follows. Given a loss function $\ell : \mathbb{R} \rightarrow \mathbb{R}^+$, let $\tilde{r}_\ell(b_0, s) = E_{Z \sim N(0,1)} \ell(b_0 + sZ)$ denote the risk of an

estimator that's normally distributed with standard deviation s and bias b_0 . Let

$$\tilde{\rho}_\ell(b, s) = \sup_{b_0 \in [-b, b]} \tilde{r}_\ell(b_0, s), \quad \text{and} \quad \tilde{R}_{\ell, \alpha}(b, s) = \inf \{ \chi : \tilde{\rho}_\ell(b\chi^{-1}, s\chi^{-1}) \leq \alpha \}$$

denote its worst-case risk over the all biases bounded by b in absolute value, and the smallest scaling of the worst-case bias and the standard deviation such that its worst-case risk is bounded by α . Similarly, for an estimator \hat{T} of $T(f)$, let

$$\rho_{\ell, \chi}(\hat{T}; \mathcal{F}_n) = \sup_{f \in \mathcal{F}_n} E_f \ell \left(\chi^{-1} \left(\hat{T} - T(f) \right) \right), \quad \text{and} \quad R_{\ell, \alpha}(\hat{T}; \mathcal{F}_n) = \inf \left\{ \chi : \rho_{\ell, \chi}(\hat{T}; \mathcal{F}_n) \leq \alpha \right\}.$$

Note that if we set $\ell_{\text{FLCI}}(x) = \mathbb{I}\{|x| > 1\}$, then $R_{\ell_{\text{FLCI}}, \alpha}$ and $\tilde{R}_{\ell_{\text{FLCI}}, \alpha}$ yield the performance criteria $R_{\text{FLCI}, \alpha}$ and $\tilde{R}_{\text{FLCI}, \alpha}$ as defined in the main text. Similarly, $R_{\ell_{\text{RMSE}}, 1}$ and $\tilde{R}_{\ell_{\text{RMSE}}, 1}$, where $\ell_{\text{RMSE}}(x) = x^2$, give the performance criteria R_{RMSE} and \tilde{R}_{RMSE} given in the main text.

To cover performance criteria such as OCI which are constructed from requirements on multiple loss functions, we use the following construction. Let ℓ_1, \dots, ℓ_m be loss functions and let $\alpha_1, \dots, \alpha_m$ be given. Let $\lambda: (0, \infty)^m \rightarrow (0, \infty)$ be continuous and homogeneous of degree one (i.e. it satisfies $\lambda(ax) = a\lambda(x)$ for any $a > 0$). If $m = 1$, one can take λ to be the identity function. Let

$$\begin{aligned} R(\hat{T}(h; k)) &= \lambda(R_{\ell_1, \alpha_1}(\hat{T}(h; k)), \dots, R_{\ell_m, \alpha_m}(\hat{T}(h; k))), \\ \tilde{R}(b, s) &= \lambda(R_{\ell_1, \alpha_1}(b, s), \dots, R_{\ell_m, \alpha_m}(b, s)). \end{aligned}$$

Note that since $\tilde{R}_{\ell_j, \alpha_j}(tb, ts) = t \inf \{ t^{-1}\chi : \tilde{\rho}_{\ell_j}(tb\chi^{-1}, ts\chi^{-1}) \leq \alpha_j \} = t\tilde{R}_{\ell_j, \alpha_j}(b, s)$, \tilde{R} satisfies (5). To show how this generalization covers the OCI criterion $R_{\text{OCI}, \alpha, \beta}$ defined in the main text, define $\ell_+(x) = \mathbb{I}\{x > 1\}$ and $\ell_-(x) = \mathbb{I}\{x < -1\}$. Then $R_{\ell_+, \alpha}(\hat{T}; \mathcal{F}_n)$ is the smallest value of χ_+ such that $[\hat{T} - \chi_+, \infty)$ is a one-sided CI with coverage $1 - \alpha$, since $\rho_{\ell_+, \chi_+}(\hat{T}; \mathcal{F}_n) = \sup_{f \in \mathcal{F}_n} P_f(\chi_+^{-1}(\hat{T} - T(f)) > 1) = \sup_{f \in \mathcal{F}_n} P_f(\hat{T} - \chi_+ > T(f))$ gives the probability of not covering $T(f)$. The worst-case β quantile of excess length of this CI is the smallest value of χ_- such that $\inf_{f \in \mathcal{F}_n} P_f(T(f) - \hat{T} + \chi_+ \leq \chi_-) \geq \beta$, or equivalently, $\rho_{\ell_-, \chi_- - \chi_+}(\hat{T}; \mathcal{F}_n) = \sup_{f \in \mathcal{F}_n} P_f(T(f) - \hat{T} > \chi_- - \chi_+) = \sup_{f \in \mathcal{F}_n} P_f(T(f) - \hat{T} + \chi_+ > \chi_-) \leq 1 - \beta$. Thus, the worst case β -quantile of excess length of a one-sided CI based on \hat{T} is given by $R_{\ell_+, \alpha}(\hat{T}; \mathcal{F}_n) + R_{\ell_-, 1 - \beta}(\hat{T}; \mathcal{F}_n) = R_{\text{OCI}, \alpha, \beta}(\hat{T})$. Similarly, $\tilde{R}_{\ell_+, \alpha}(b, s) + \tilde{R}_{\ell_-, 1 - \beta}(b, s)$ gives the criterion $\tilde{R}_{\text{OCI}, \alpha, \beta}(b, s)$ as defined in the main text.

We make the following assumption on each of the loss functions ℓ .

Assumption B.2. (i) $\ell : \mathbb{R} \rightarrow [0, \infty)$ is bounded, weakly decreasing on $(-\infty, 0)$ and weakly increasing on $(0, \infty)$, and continuous almost everywhere, and there does not exist a constant function that is almost everywhere equal to ℓ . (ii) $\tilde{b} \mapsto \tilde{r}_\ell(\tilde{b}, s)$ is quasiconvex.

For symmetric loss functions, part (ii) follows from part (i) by Anderson's lemma.

It is immediate that the loss functions ℓ_+ , ℓ_- , and ℓ_{FLCI} satisfy this assumption. The loss ℓ_{RMSE} , on the other hand, does not satisfy this assumption because it is unbounded. However, note that, for any $c > 0$, Assumption B.2 holds for the loss function $\ell_c(x) = \min\{x^2, c^2\}$. Since $\lim_{c \rightarrow \infty} R_{\ell_c,1}(\hat{T}, \mathcal{F}_n) = R_{\ell_{\text{RMSE}},1}(\hat{T}, \mathcal{F}_n)$, and $\lim_{c \rightarrow \infty} \tilde{R}_{\ell_c,1}(b, s) = \tilde{R}_{\ell_{\text{RMSE}},1}(b, s)$, we may interpret this criterion as a truncated version of RMSE.

Theorem B.1. *Let h_n be a sequence with*

$$0 < \liminf_n h_n (nM^2)^{1/[2(\gamma_b - \gamma_s)]} \leq \limsup_n h_n (nM^2)^{1/[2(\gamma_b - \gamma_s)]} < \infty. \quad (\text{S1})$$

Suppose that $\hat{T}(h; k)$ satisfies Assumption B.1 for the sequence $h = h_n$. Let $R(\hat{T}(h; k))$ and $\tilde{R}(b, s)$ be given above, where ℓ_1, \dots, ℓ_m are loss functions satisfying Assumption B.2, and suppose that $\tilde{R}_{\ell_j, \alpha_j}(b, s) > 0$ for all $b \geq 0$ and $s > 0$ for $j = 1, \dots, m$. Then (4) holds for R and \tilde{R} . Furthermore, if $b_{n,h,f} = b_{n,h,f}^*$, $E_f Z_{n,h,f} = 0$ and $E_f Z_{n,h,f}^2 \rightarrow S(k)^2$ uniformly over $f \in \mathcal{F}_n$, then $\sup_{f \in \mathcal{F}} E_f(\hat{T}(h; k) - T(f)) = -\inf_{f \in \mathcal{F}} E_f(\hat{T}(h; k) - T(f))(1 + o(1)) = h^{\gamma_b} B(k)(1 + o(1))$, and $\text{sd}_f(\hat{T}(h; k)) = h^{\gamma_s} n^{-1/2} S(k)(1 + o(1))$ uniformly over $f \in \mathcal{F}_n$, and (4) holds with R and \tilde{R} given by R_{RMSE} and \tilde{R}_{RMSE} .

The theorem implies that if Assumption B.1 holds for bandwidth sequences h_n satisfying Eq. (S1), minimizing the criterion $\lim_{c \rightarrow \infty} \lim_{n \rightarrow \infty} n^{r/2} M^{r-1} R_{\ell_c}(\hat{T}(h; k))$ discussed in footnote 4 in the main text, where ℓ_c is the truncated squared error loss defined above, is equivalent to minimizing the asymptotic RMSE:

$$\begin{aligned} \lim_{c \rightarrow \infty} \lim_{n \rightarrow \infty} n^{r/2} M^{r-1} R_{\ell_c}(\hat{T}(h; k)) &= S(k)^r B(k)^{1-r} \lim_{c \rightarrow \infty} t^{r-1} \tilde{R}_{\ell_c}(t, 1) \\ &= S(k)^r B(k)^{1-r} t^{r-1} \tilde{R}_{\ell_{\text{RMSE}},1}(t, 1). \end{aligned}$$

Thus, under this criterion, the optimal bandwidth is given by h_{RMSE}^* .

To prove Theorem B.1, we first note some properties of loss and risk functions in our setup. Note that, under Assumption B.2, $E\ell(W_n) \rightarrow EW$ for any sequence of random variables $W_n \xrightarrow{d} W$ such that W is continuously distributed (this follows from the continuous mapping theorem and the fact that ℓ is bounded). This also implies that $\tilde{r}_\ell(\tilde{b}, s)$ is continuous in \tilde{b} and s (since $s_n Z + \tilde{b}_n \xrightarrow{d} sZ + b$ for $Z \sim N(0, 1)$ and $\tilde{b}_n \rightarrow \tilde{b}$, $s_n \rightarrow s$). Also, by part (ii), $\tilde{\rho}_\ell(\chi^{-1}b, \chi^{-1}s) = \max_{\tilde{b} \in \{-b, b\}} E_{Z \sim N(0,1)} \ell(\chi^{-1}(Zs + b))$, which is continuous in (b, s, χ) , and is strictly decreasing in χ (since $\ell(\chi^{-1}t)$ is weakly decreasing in χ for each t , and, for any $0 < \chi < \tilde{\chi}$, there is a positive measure set of values of t such that $\ell(\chi^{-1}t) > \ell(\tilde{\chi}^{-1}t)$ for t on this set). This implies that $\tilde{R}_{\ell, \alpha}(b, s)$, taken as a function of α , is the inverse of the strictly increasing function $\chi \mapsto \tilde{\rho}_\ell(b\chi^{-1}, s\chi^{-1})$. Since convergence of a sequence of strictly increasing functions to a continuous, strictly increasing function implies convergence of their inverse, this

implies that $\tilde{R}_{\ell,\alpha}(b, s)$ is continuous in (b, s) .

We will use the following lemma.

Lemma B.1. *Let b, s be given. Suppose that ℓ satisfies Assumption B.2. Suppose that, for any sequence f_n , there exists $\tilde{b} \in [-b, b]$ and a subsequence along which $a_n(\hat{T} - T(f_n)) \xrightarrow[f_n]{d} N(\tilde{b}, s^2)$. Furthermore, suppose that there exists a sequence f_n such that $a_n(\hat{T} - T(f_n)) \xrightarrow[f_n]{d} N(b, s^2)$, and a sequence f_n such that $a_n(\hat{T} - T(f_n)) \xrightarrow[f_n]{d} N(-b, s^2)$. Then $\lim_{n \rightarrow \infty} \rho_{\ell, \chi/a_n}(\hat{T}; \mathcal{F}_n) = \tilde{\rho}_\ell(\chi^{-1}b, \chi^{-1}s)$ and $\lim_{n \rightarrow \infty} a_n R_{\ell, \alpha}(\hat{T}; \mathcal{F}_n) = \tilde{R}_{\ell, \alpha}(b, s)$.*

Proof. To show $\limsup_n \rho_{\ell, \chi/a_n}(\hat{T}; \mathcal{F}_n) \leq \tilde{\rho}_\ell(\chi^{-1}b, \chi^{-1}s)$ it suffices to show that, for every sequence f_n , there is a subsequence along which $E_{f_n} \ell \left(a_n \chi^{-1} \left(\hat{T} - T(f_n) \right) \right)$ converges to a constant that is no greater than $\tilde{\rho}_\ell(\chi^{-1}b, \chi^{-1}s)$. By assumption, there exists a $\tilde{b} \in [-b, b]$ and a subsequence along which $a_n(\hat{T} - T(f_n)) \xrightarrow[f_n]{d} N(\tilde{b}, s^2)$, which, under the assumptions on the loss function, implies $E_{f_n} \ell \left(a_n \chi^{-1} \left(\hat{T} - T(f_n) \right) \right) \rightarrow \tilde{r}_\ell(\chi^{-1}\tilde{b}, \chi^{-1}s) \leq \rho_\ell(\chi^{-1}b, \chi^{-1}s)$ along this subsequence. To show that this lim sup is a limit and the inequality is an equality, note that, letting f_n be a sequence such that $a_n(\hat{T} - T(f_n)) \xrightarrow[f_n]{d} N(b, s^2)$, we have $\rho_{\ell, \chi/a_n}(\hat{T}; \mathcal{F}_n) \geq E_{f_n} \ell \left(\chi^{-1} \left(\hat{T} - T(f_n) \right) \right) \rightarrow \tilde{r}_\ell(\chi^{-1}b, \chi^{-1}s)$. Similarly, taking a sequence for which the limiting distribution is $N(-b, s^2)$, we have $\liminf_n \rho_{\ell, \chi/a_n}(\hat{T}; \mathcal{F}_n) \geq \tilde{r}_\ell(-\chi^{-1}b, \chi^{-1}s)$. Noting that, under Assumption B.2, $\rho_\ell(\chi^{-1}b, \chi^{-1}s)$ is equal to either $\tilde{r}_\ell(\chi^{-1}\tilde{b}, \chi^{-1}s)$ or $\tilde{r}_\ell(-b\chi^{-1}\tilde{b}, \chi^{-1}s)$ (or both), it now follows that $\liminf_n \rho_{\ell, \chi/a_n}(\hat{T}; \mathcal{F}_n) \geq \tilde{\rho}_\ell(\chi^{-1}b, \chi^{-1}s)$. Thus, $\lim_{n \rightarrow \infty} \rho_{\ell, \chi/a_n}(\hat{T}; \mathcal{F}_n) = \tilde{\rho}_\ell(\chi^{-1}b, \chi^{-1}s)$.

To derive the limit of $R_{\ell, \alpha}(\hat{T}; \mathcal{F}_n)$, first note that $\rho_{\ell, \chi}(\hat{T}; \mathcal{F}_n)$ is weakly decreasing in χ for any $\chi > 0$ for each n , since $\ell(\chi^{-1}t)$ is weakly decreasing in χ for all t under Assumption B.2. Also, $\tilde{\rho}_\ell(\chi^{-1}b, \chi^{-1}s)$ is strictly decreasing in χ . Thus, for $\chi > \tilde{R}_{\ell, \alpha}(b, s)$, we have $\tilde{\rho}_\ell(\chi^{-1}b, \chi^{-1}s) < \alpha$ so that, for large enough n , we have $\rho_{\ell, \chi/a_n}(\hat{T}; \mathcal{F}_n) < \alpha$ for all $\tilde{\chi} \geq \chi$, which implies $R_{\ell, \alpha}(\hat{T}; \mathcal{F}_n) \leq \chi/a_n$. Similarly, for $\chi < \tilde{R}_{\ell, \alpha}(b, s)$, we have $\tilde{\rho}_\ell(\chi^{-1}b, \chi^{-1}s) > \alpha$ so that, for large enough n , we have $\rho_{\ell, \chi/a_n}(\hat{T}; \mathcal{F}_n) > \alpha$ for all $\tilde{\chi} \leq \chi$, which implies $R_{\ell, \alpha}(\hat{T}; \mathcal{F}_n) \geq \chi/a_n$. Thus, for any $\eta > 0$, we have, for large enough n , $\tilde{R}_{\ell, \alpha}(b, s) - \eta \leq a_n R_{\ell, \alpha}(\hat{T}; \mathcal{F}_n) \leq \tilde{R}_{\ell, \alpha}(b, s) + \eta$. It follows that $a_n R_{\ell, \alpha}(\hat{T}; \mathcal{F}_n) \rightarrow \tilde{R}_{\ell, \alpha}(b, s)$. \square

We are now ready to prove Theorem B.1.

Proof of Theorem B.1. The last statement (regarding convergence of standard deviation and worst-case bias and RMSE) follows immediately from the assumptions. To show (4) for R and \tilde{R} constructed from loss functions ℓ_1, \dots, ℓ_m satisfying Assumption B.2, it suffices to show that, for every subsequence, there exists a further subsequence along which $R(\hat{T}(h; k)) =$

$\tilde{R}(h^{\gamma_b} MB(k), h^{\gamma_s} n^{-1/2} S(k))(1 + o(1))$. By the conditions on h_n , we can choose this subsequence so that $h_n(nM_n^2)^{1/[2(\gamma_b - \gamma_s)]} \rightarrow h_\infty$ for some $h_\infty > 0$.

Along this subsequence, we have

$$h_n^{\gamma_b} M_n = h_\infty^{\gamma_b} (nM_n^2)^{-\gamma_b/[2(\gamma_b - \gamma_s)]} M_n (1 + o(1)) = h_\infty^{\gamma_b} M_n^{1-r} n^{-r/2} (1 + o(1))$$

and

$$h_n^{\gamma_s} n^{-1/2} = h_\infty^{\gamma_s} (nM_n^2)^{-\gamma_s/[2(\gamma_b - \gamma_s)]} n^{-1/2} (1 + o(1)) = h_\infty^{\gamma_s} n^{-r/2} M_n^{1-r} (1 + o(1)).$$

Thus, on this subsequence, the conditions of Lemma B.1 hold with $a_n = M_n^{r-1} n^{r/2}$, $b = h_\infty^{\gamma_b} B(k)$ and $s = h_\infty^{\gamma_s} S(k)$, so that, for each $j = 1, \dots, m$,

$$M_n^{r-1} n^{r/2} R_{\ell_j, \alpha_j}(\hat{T}(h_n; k); \mathcal{F}_n) \rightarrow \tilde{R}_{\ell_j, \alpha_j}(h_\infty^{\gamma_b} B(k), h_\infty^{\gamma_s} S(k)).$$

Also, on this subsequence, using homogeneity and continuity of $\tilde{R}_{\ell, \alpha}$,

$$\begin{aligned} & M_n^{r-1} n^{r/2} \tilde{R}_{\ell_j, \alpha_j}(h_n^{\gamma_b} M_n B(k), h_n^{\gamma_s} n^{-1/2} S(k)) \\ &= \tilde{R}_{\ell_j, \alpha_j}(M_n^{r-1} n^{r/2} h_n^{\gamma_b} M_n B(k), M_n^{r-1} n^{r/2} h_n^{\gamma_s} n^{-1/2} S(k)) \rightarrow \tilde{R}_{\ell_j, \alpha_j}(h_\infty^{\gamma_b} B(k), h_\infty^{\gamma_s} S(k)). \end{aligned}$$

Combining this with the previous display and using homogeneity of the function λ , it follows that (4) holds along this subsequence, which gives the result. \square

B.1.1 Delta method

Let $\mathcal{F}_n \subseteq \mathcal{F}$ be a sequence of function classes, and let $L: \mathcal{F} \rightarrow \mathbb{R}^m$. We are interested in a parameter $T(f) = \phi(L(f))$, where $\phi: \mathbb{R}^m \rightarrow \mathbb{R}$. To cover cases where ϕ may be nonlinear, we assume that \mathcal{F}_n is localized around a particular value L^* in the range of L :

$$L(f_n) \rightarrow L^* \text{ for all sequences } f_n \in \mathcal{F}_n.$$

This localization of the parameter space plays a similar role to local asymptotic efficiency results in parametric and regular semiparametric settings (see, for example, Theorem 8.11 in [van der Vaart, 1998](#)).

We now show that, if $\hat{L}(h; k)$ satisfies a multivariate version of Assumption B.1 and ϕ is smooth, then Assumption B.1 holds for $\hat{T}(h; k) = \phi(\hat{L}(h; k))$, with $B(k)$ and $S(k)$ defined below. This is essentially a version of the delta method applied to our setup.

Assumption B.3. *The function ϕ is continuously differentiable at L^* , with Jacobian matrix*

$\phi'(L)$ and, for some sequences of random vectors $Z_{n,h,f}$ and $b_{n,h,f}$, we have

$$\hat{L}(h; k) = L(f) + h^{\gamma_b} M_n b_{n,h,f} + h^{\gamma_s} n^{-1/2} Z_{n,h,f},$$

where, for a uniformly bounded sequence of constant vectors $b_{n,h,f}^* \in \mathbb{R}^m$ and some $\Sigma(k)$ and $B(k)$, $|b_{n,h,f} - b_{n,h,f}^*| \xrightarrow{\mathcal{F}_n} 0$ and

$$\limsup_{n \rightarrow \infty} \sup_{f \in \mathcal{F}_n} \phi'(L^*) b_{n,h,f}^* = B(k), \quad \liminf_{n \rightarrow \infty} \inf_{f \in \mathcal{F}_n} \phi'(L^*) b_{n,h,f}^* = -B(k), \quad Z_{n,h,f} \xrightarrow{\mathcal{F}_n} N(0, \Sigma(k)).$$

Theorem B.2. *Suppose that Assumption B.3 holds, and put $S(k)^2 = \phi'(L^*) \Sigma(k) \phi'(L^*)'$. Then, if $h^{\gamma_b} M_n \rightarrow 0$ and $h^{\gamma_s} n^{-1/2} \rightarrow 0$, Assumption B.1 holds for $\hat{T}(h; k) = \phi(\hat{L}(h; k))$.*

Proof. First, note that the conditions on the bandwidth imply $\hat{L} \xrightarrow{\mathcal{F}_n} L^*$. Then, by a Taylor expansion, for some $\tilde{L} = \tilde{L}(\hat{L}, L(f))$ on the line segment between \hat{L} and $L(f)$, we have

$$\begin{aligned} \phi(\hat{L}) - \phi(L(f)) &= \phi'(\tilde{L})[\hat{L} - L(f)] \\ &= \phi'(\tilde{L})[h^{\gamma_b} M_n b_{n,h,f} + h^{\gamma_s} n^{-1/2} Z_{n,h,f}] = h^{\gamma_b} M_n \tilde{b}_{n,h,f} + h^{\gamma_s} n^{-1/2} \tilde{Z}_{n,h,f}, \end{aligned}$$

where $\tilde{Z}_{n,h,f} = \phi'(\tilde{L}) Z_{n,h,f} \xrightarrow{\mathcal{F}_n} N(0, S(k)^2)$ by the continuous mapping theorem and $\tilde{b}_{n,h,f} = \phi'(\tilde{L}) b_{n,h,f}$ satisfies $|\tilde{b}_{n,h,f} - \tilde{b}_{n,h,f}^*| = |\phi'(\tilde{L}) b_{n,h,f} - \phi'(L^*) b_{n,h,f}^*| \xrightarrow{\mathcal{F}_n} 0$ where $\tilde{b}_{n,h,f}^* = \phi'(L^*) b_{n,h,f}^*$. Thus, Assumption B.1 holds with $\tilde{b}_{n,h,f}$ playing the role of $b_{n,h,f}$, and $\tilde{b}_{n,h,f}^*$ playing the role of $b_{n,h,f}^*$. \square

If the function class \mathcal{F}_n places separate restrictions on each mapping $x \mapsto f_j(x)$ for $j = 1, \dots, m$, then the set of limits of the biases $b_{n,h,f}^*$ will take the form $[-\bar{B}_1(k), \bar{B}_1(k)] \times \dots \times [-\bar{B}_m(k), \bar{B}_m(k)]$. In this case, the limiting worst-case bias takes the form

$$B(k) = \sum_{j=1}^m |\phi'_j(L^*) \bar{B}_j(k)|. \quad (\text{S2})$$

Note that, while Theorem B.2 shows that Assumption B.1 is preserved under smooth nonlinear transformations, such a statement does not hold for a version of this assumption stated in terms of moments, rather than weak convergence. For such a result, one needs to either use truncation or place stronger conditions on the class of estimators. This is analogous to parametric and regular semiparametric settings such as instrumental variables, in which the asymptotic variance may only be finite if defined in terms of convergence in distribution.

B.2 Gaussian white noise model

The approximation (4) holds as an exact equality (i.e. with the $o(1)$ term equal to zero) for the RMSE, OCI, and FLCI criteria in the Gaussian white noise model whenever the problem renormalizes in the sense of [Donoho and Low \(1992\)](#). We show this below, using notation taken mostly from that paper. Consider a Gaussian white noise model

$$Y(dt) = (Kf)(t) dt + (\sigma/\sqrt{n})W(dt), \quad t \in \mathbb{R}^d.$$

We are interested in estimating the linear functional $T(f)$ where f is known to be in the class $\mathcal{F} = \{f: J_2(f) \leq C\}$ where $J_2(f) : \mathcal{F} \rightarrow \mathbb{R}$ and $C \in \mathbb{R}$ are given. Let $\mathcal{U}_{a,b}$ denote the renormalization operator $\mathcal{U}_{a,b}f(t) = af(bt)$. Suppose that T , J_2 , and the inner product are homogeneous: $T(\mathcal{U}_{a,b}f) = ab^{s_0}T(f)$, $J_2(\mathcal{U}_{a,b}f) = ab^{s_2}J_2(f)$ and $\langle K\mathcal{U}_{a_1,b}f, K\mathcal{U}_{a_2,b}g \rangle = a_1a_2b^{2s_1}\langle Kf, Kg \rangle$. These are the same conditions as in [Donoho and Low \(1992\)](#) except for the last one, which is slightly stronger since it must hold for the inner product rather than just the norm.

Consider the class of linear estimators based on a given kernel k :

$$\hat{T}(h; k) = h^{s_h} \int (Kk(\cdot/h))(t) dY(t) = h^{s_h} \int [K\mathcal{U}_{1,h^{-1}}k](t) dY(t)$$

for some exponent s_h to be determined below. The worst-case bias of this estimator is

$$\overline{\text{bias}}(\hat{T}(h; k)) = \sup_{J_2(f) \leq C} |T(f) - h^{s_h} \langle Kk(\cdot/h), Kf \rangle|.$$

Note that $J_2(f) \leq C$ iff. $f = \mathcal{U}_{h^{s_2}, h^{-1}}\tilde{f}$ for some \tilde{f} with $J_2(\tilde{f}) = J_2(\mathcal{U}_{h^{-s_2}, h}f) = J_2(f) \leq C$. This gives

$$\begin{aligned} \overline{\text{bias}}(\hat{T}(h; k)) &= \sup_{J_2(f) \leq C} |T(\mathcal{U}_{h^{s_2}, h^{-1}}f) - h^{s_h} \langle Kk(\cdot/h), K\mathcal{U}_{h^{s_2}, h^{-1}}f \rangle| \\ &= \sup_{J_2(f) \leq C} |h^{s_2-s_0}T(f) - h^{s_h+s_2-2s_1} \langle Kk(\cdot), Kf \rangle|. \end{aligned}$$

If we set $s_h = -s_0 + 2s_1$ so that $s_2 - s_0 = s_h + s_2 - 2s_1$, the problem will renormalize, giving

$$\overline{\text{bias}}(\hat{T}(h; k)) = h^{s_2-s_0} \overline{\text{bias}}(\hat{T}(1; k)).$$

The variance does not depend on f and is given by

$$\begin{aligned} \text{var}_f(\hat{T}(h; k)) &= h^{2s_h}(\sigma^2/n) \langle K\mathcal{U}_{1,h^{-1}}k, K\mathcal{U}_{1,h^{-1}}k \rangle = h^{2s_h-2s_1}(\sigma^2/n) \langle Kk, Kk \rangle \\ &= h^{-2s_0+2s_1}(\sigma^2/n) \langle Kk, Kk \rangle. \end{aligned}$$

Thus, Eq. (2) holds with $\gamma_b = s_2 - s_0$, $\gamma_s = s_1 - s_0$,

$$B(k) = \overline{\text{bias}}(\hat{T}(1; k)) = \sup_{J_2(f) \leq C} |T(f) - \langle Kk, Kf \rangle|,$$

and $S(k) = \sigma \|Kk\|$ and with both $o(1)$ terms equal to zero. This implies that (4) holds with the $o(1)$ term equal to zero, since the estimator is normally distributed.

B.3 Local polynomial estimators in fixed design regression

This appendix proves Theorem 3.1 and Eq. (15) in Section 3.2.1.

We begin by deriving the worst-case bias of a general linear estimator

$$\hat{T} = \sum_{i=1}^n w(x_i) y_i$$

under Hölder and Taylor classes. For both $\mathcal{F}_{T,p}(M)$ and $\mathcal{F}_{\text{Hö},p}(M)$ the worst-case bias is infinite unless $\sum_{i=1}^n w(x_i) = 1$ and $\sum_{i=1}^n w(x_i) x^j = 0$ for $j = 1, \dots, p-1$, so let us assume that $w(\cdot)$ satisfies these conditions. For $f \in \mathcal{F}_{T,p}(M)$, we can write $f(x) = \sum_{j=0}^{p-1} x^j f^{(j)}(0)/j! + r(x)$ with $|r(x)| \leq M|x|^p/p!$. As noted by [Sacks and Ylvisaker \(1978\)](#), this gives the bias under f as $\sum_{i=1}^n w(x_i) r(x_i)$, which is maximized at $r(x) = M \text{sign}(w(x)) |x|^p/p!$, giving $\overline{\text{bias}}_{\mathcal{F}_{T,p}}(\hat{T}) = M \sum_{i=1}^n |w(x_i) x_i|^p/p!$.

For $f \in \mathcal{F}_{\text{Hö},p}(M)$, the $(p-1)$ th derivative is Lipschitz and hence absolutely continuous. Furthermore, since $\sum_{i=1}^n w(x_i) = 1$ and $\sum_{i=1}^n w(x_i) x^j = 0$, the bias at f is the same as the bias at $x \mapsto f(x) - \sum_{j=0}^{p-1} x^j f^{(j)}(0)/j!$, so we can assume without loss of generality that $f(0) = f'(0) = \dots = f^{(p-1)}(0) = 0$. This allows us to apply the following lemma.

Lemma B.2. *Let ν be a finite measure on \mathbb{R} (with the Lebesgue σ -algebra) with finite support and let $w: \mathbb{R} \rightarrow \mathbb{R}$ be a bounded measurable function with finite support. Let f be $p-1$ times differentiable with bounded p th derivative on a set of Lebesgue measure 1 and with $f(0) = f'(0) = f''(0) = \dots = f^{(p-1)}(0) = 0$. Then*

$$\int_0^\infty w(x) f(x) d\nu(x) = \int_{s=0}^\infty \bar{w}_{p,\nu}(s) f^{(p)}(s) ds$$

and

$$\int_{-\infty}^0 w(x) f(x) d\nu(x) = \int_{s=-\infty}^0 \bar{w}_{p,\nu}(s) f^{(p)}(s) ds$$

where

$$\bar{w}_{p,\nu}(s) = \begin{cases} \int_{x=s}^\infty \frac{w(x)(x-s)^{p-1}}{(p-1)!} d\nu(x) & s \geq 0 \\ \int_{x=-\infty}^s \frac{w(x)(s-x)^{p-1}(-1)^p}{(p-1)!} d\nu(x) & s < 0. \end{cases}$$

Proof. By the Fundamental Theorem of Calculus and the fact that the first $p - 1$ derivatives at 0 are 0, we have

$$f(x) = \int_{t_1=0}^x \int_{t_2=0}^{t_1} \cdots \int_{t_p=0}^{t_{p-1}} f^{(p)}(t_p) dt_p \cdots dt_2 dt_1 = \int_{s=0}^x \frac{f^{(p)}(s)(x-s)^{p-1}}{(p-1)!} ds.$$

Thus, by Fubini's Theorem,

$$\begin{aligned} \int_{x=0}^{\infty} w(x) f(x) d\nu(x) &= \int_{x=0}^{\infty} w(x) \int_{s=0}^x \frac{f^{(p)}(s)(x-s)^{p-1}}{(p-1)!} ds d\nu(x) \\ &= \int_{s=0}^{\infty} f^{(p)}(s) \int_{x=s}^{\infty} \frac{w(x)(x-s)^{p-1}}{(p-1)!} d\nu(x) ds \end{aligned}$$

which gives the first display in the lemma. The second display in the lemma follows from applying the first display with $f(-x)$, $w(-x)$ and $\nu(-x)$ playing the roles of $f(x)$, $w(x)$ and $\nu(x)$. \square

Applying Lemma B.2 with ν given by the counting measure that places mass 1 on each of the x_i 's ($\nu(A) = \#\{i: x_i \in A\}$), it follows that the bias under f is given by $\int w(x)f(x) d\nu = \int \bar{w}_{p,\nu}(s)f^{(p)}(s) ds$. This is maximized over $f \in \mathcal{F}_{\text{Hö},p}(M)$ by taking $f^{(p)}(s) = M \text{sign}(\bar{w}_{p,\nu}(s))$, which gives $\overline{\text{bias}}_{\mathcal{F}_{\text{Hö},p}(M)}(\hat{T}) = M \int |\bar{w}_{p,\nu}(s)| ds$.

We collect these results in the following theorem.

Theorem B.3. *For a linear estimator $\hat{T} = \sum_{i=1}^n w(x_i)y_i$ such that $\sum_{i=1}^n w(x_i) = 1$ and $\sum_{i=1}^n w(x_i)x^j = 0$ for $j = 1, \dots, p-1$,*

$$\overline{\text{bias}}_{\mathcal{F}_{T,p}(M)}(\hat{T}) = M \sum_{i=1}^n |w(x_i)x|^p/p! \quad \text{and} \quad \overline{\text{bias}}_{\mathcal{F}_{\text{Hö},p}(M)}(\hat{T}) = M \int |\bar{w}_{p,\nu}(s)| ds$$

where $\bar{w}_{p,\nu}(s)$ is as defined in Lemma B.2 with ν given by the counting measure that places mass 1 on each of the x_i 's.

Note that, for $t > 0$ and any q ,

$$\begin{aligned} \int_{s=t}^{\infty} \bar{w}_{q,\nu}(s) ds &= \int_{s=t}^{\infty} \int_{x=s}^{\infty} \frac{w(x)(x-s)^{q-1}}{(q-1)!} d\nu(x) ds = \int_{x=t}^{\infty} \int_{s=t}^x \frac{w(x)(x-s)^{q-1}}{(q-1)!} ds d\nu(x) \\ &= \int_{x=t}^{\infty} w(x) \left[\frac{-(x-s)^q}{q!} \right]_{s=t}^x d\nu(x) = \int_{x=t}^{\infty} \frac{w(x)(x-t)^q}{q!} d\nu(x) = \bar{w}_{q+1,\nu}(t). \quad (\text{S3}) \end{aligned}$$

Let us define $\bar{w}_{0,\nu}(x) = w(x)$, so that this holds for $q = 0$ as well.

For the boundary case with $p = 2$, the bias is given by (using the fact that the support of

ν is contained in $[0, \infty)$)

$$\int_0^\infty w(x)f(x) d\nu(x) = \int_0^\infty \bar{w}_{2,\nu}(x)f^{(2)}(x) dx \quad \text{where} \quad \bar{w}_{2,\nu}(s) = \int_{x=s}^\infty w(x)(x-s) d\nu(x).$$

For a local linear estimator based on a kernel with nonnegative weights and support $[-A, A]$, the equivalent kernel $w(x)$ is positive at $x = 0$ and negative at $x = A$ and changes signs once. From (S3), it follows that, for some $0 \leq b \leq A$, $\bar{w}_{1,\nu}(x)$ is negative for $x > b$ and nonnegative for $x < b$. Applying (S3) again, this also holds for $\bar{w}_{2,\nu}(x)$. Thus, if $\bar{w}_{2,\nu}(\tilde{s})$ were strictly positive for any $\tilde{s} > 0$, we would have to have $\bar{w}_{2,\nu}(s)$ nonnegative for $s \in [0, \tilde{s}]$. Since $\bar{w}_{2,\nu}(0) = \sum_{i=1}^n w(x_i)x_i = 0$, we have

$$0 < \bar{w}_{2,\nu}(0) - \bar{w}_{2,\nu}(\tilde{s}) = - \int_{x=0}^{\tilde{s}} w(x)(x - \tilde{s}) d\nu(x)$$

which implies that $\int_{x=\underline{s}}^{\bar{s}} w(x)d\nu(x) < 0$ for some $0 \leq \underline{s} < \bar{s} < \tilde{s}$. Since $w(x)$ is positive for small enough x and changes signs only once, this means that, for some $s^* \leq \tilde{s}$, we have $w(x) \geq 0$ for $0 \leq x \leq s^*$ and $\int_{x=0}^{s^*} w(x)d\nu(x) > 0$. But this is a contradiction, since it means that $\bar{w}_{2,\nu}(s^*) = - \int_0^{s^*} w(x)(x - s^*) d\nu(x) < 0$. Thus, $\bar{w}_{2,\nu}(s)$ is weakly negative for all s , which implies that the bias is maximized at $f(x) = -(M/2)x^2$.

We now provide a proof for Theorem 3.1 by proving the result for a more general sequence of estimators of the form

$$\hat{T} = \frac{1}{nh} \sum_{i=1}^n \tilde{k}_n(x_i/h)y_i,$$

where \tilde{k}_n satisfies $\frac{1}{nh} \sum_{i=1}^n \tilde{k}_n(x_i/h) = 1$ and $\frac{1}{nh} \sum_{i=1}^n \tilde{k}_n(x_i/h)x_i^j = 0$ for $j = 1, \dots, p-1$. We further assume

Assumption B.4. *The support and magnitude of \tilde{k}_n are bounded uniformly over n , and, for some \tilde{k} , $\sup_{u \in \mathbb{R}} |\tilde{k}_n(u) - \tilde{k}(u)| \rightarrow 0$.*

Theorem B.4. *Suppose Assumption 3.1 and Assumption B.4 hold. Then for any bandwidth sequence h_n such that $nh_n \rightarrow \infty$, $\liminf_n h_n(nM^2)^{1/(2p+1)} > 0$, and $\limsup_n h_n(nM^2)^{1/(2p+1)} < \infty$,*

$$\overline{\text{bias}}_{\mathcal{F}_{T,p}(M)}(\hat{T}) = \frac{Mh_n^p}{p!} \tilde{\mathcal{B}}_p^T(\tilde{k})(1 + o(1)), \quad \tilde{\mathcal{B}}_p^T(\tilde{k}) = d \int_{\mathcal{X}} |u^p \tilde{k}(u)| du$$

and

$$\overline{\text{bias}}_{\mathcal{F}_{\text{HöL},p}(M)}(\hat{T}) = \frac{Mh_n^p}{p!} \tilde{\mathcal{B}}_p^{\text{HöL}}(\tilde{k})(1 + o(1)),$$

$$\tilde{\mathcal{B}}_p^{\text{HöL}}(\tilde{k}) = dp \int_{t=0}^\infty \left| \int_{u \in \mathcal{X}, |u| \geq t} \tilde{k}(u)(|u| - t)^{p-1} du \right| dt.$$

If Assumption 3.2 holds as well, then

$$\text{sd}(\hat{T}) = h_n^{-1/2} n^{-1/2} S(\tilde{k})(1 + o(1)),$$

where $S(\tilde{k}) = d^{1/2} \sigma(0) \sqrt{\int_{\mathcal{X}} \tilde{k}(u)^2 du}$, and (4) holds for the RMSE, FLCI and OCI performance criteria with $\gamma_b = p$ and $\gamma_s = -1/2$.

Proof. Let K_s denote the bound on the support of \tilde{k}_n , and K_m denote the bound on the magnitude of \tilde{k}_n .

The first result for Taylor classes follows immediately since

$$\overline{\text{bias}}_{\mathcal{F}_{T,p}(M)}(\hat{T}) = \frac{M}{p!} h^p \frac{1}{nh} \sum_{i=1}^n |\tilde{k}_n(x_i/h)| |x_i/h|^p = \left(\frac{M}{p!} h^p d \int_{\mathcal{X}} |\tilde{k}(u)| |u|^p du \right) (1 + o(1)),$$

where the first equality follows from Theorem B.3 and the second equality follows from the fact that for any function $g(u)$ that is bounded over u in compact sets,

$$\begin{aligned} & \left| \frac{1}{nh} \sum_{i=1}^n \tilde{k}_n(x_i/h) g(x_i/h) - d \int_{\mathcal{X}} k(u) g(u) du \right| \\ & \leq \left| \frac{1}{nh} \sum_{i=1}^n \tilde{k}(x_i/h) g(x_i/h) - d \int_{\mathcal{X}} k(u) g(u) du \right| + \frac{1}{nh} \sum_{i=1}^n \left| \tilde{k}_n(x_i/h) g(x_i/h) - \tilde{k}(x_i/h) g(x_i/h) \right| \\ & \leq o(1) + \frac{1}{nh} \sum_{i=1}^n \mathbf{I}\{|x_i/h| \leq K_s\} \sup_{u \in [-K_s, K_s]} |g(u)| \cdot \sup_{u \in [-K_s, K_s]} |\tilde{k}_n(u) - \tilde{k}(u)| = o(1), \quad (\text{S4}) \end{aligned}$$

where the second line follows by triangle inequality, the third line by Assumption 3.1 applied to the first summand (with $x \mapsto \tilde{k}(x)g(x)$ playing the role of $g(\cdot)$ in Assumption 3.1), and the last equality follows by Assumption 3.1 applied to the first term, and Assumption B.4 applied to the last term.

For Hölder classes,

$$\overline{\text{bias}}_{\mathcal{F}_{\text{Hö},p}(M)}(\hat{T}(h; \tilde{k}_n)) = M \int |\bar{w}_{p,\nu}(s)| ds$$

by Theorem B.3 where $\bar{w}_{p,\nu}$ is as defined in that theorem with $w(x) = \frac{1}{nh} \tilde{k}_n(x/h)$. We have, for $s > 0$,

$$\begin{aligned} \bar{w}_{p,\nu}(s) &= \int_{x \geq s} \frac{\frac{1}{nh} \tilde{k}_n(x/h) (x-s)^{p-1}}{(p-1)!} d\nu(x) = \frac{1}{nh} \sum_{i=1}^n \frac{\tilde{k}_n(x_i/h) (x_i-s)^{p-1}}{(p-1)!} \mathbf{I}\{x_i \geq s\} \\ &= h^{p-1} \frac{1}{nh} \sum_{i=1}^n \frac{\tilde{k}_n(x_i/h) (x_i/h - s/h)^{p-1}}{(p-1)!} \mathbf{I}\{x_i/h \geq s/h\}. \end{aligned}$$

Thus, by Eq. (S4), for $t \geq 0$, $h^{-(p-1)}\bar{w}_{p,\nu}(t \cdot h) \rightarrow d \cdot \bar{w}_p(t)$, where

$$\bar{w}_p(t) = \int_{u \geq t} \frac{\tilde{k}(u)(u-t)^{p-1}}{(p-1)!} du$$

(i.e. $\bar{w}_p(t)$ denotes $\bar{w}_{p,\nu}(t)$ when $w = \tilde{k}$ and ν is the Lebesgue measure). Furthermore,

$$|h^{-(p-1)}\bar{w}_{p,\nu}(t \cdot h)| \leq \left[\frac{K_m}{nh} \sum_{i=1}^n \frac{\mathbb{I}\{0 \leq x_i/h \leq K_s\}(x_i/h)^{p-1}}{(p-1)!} \right] \cdot \mathbb{I}\{t \leq K_s\} \leq K_1 \cdot \mathbb{I}\{t \leq K_s\},$$

where the last inequality holds for some K_1 by Assumption 3.1. Thus,

$$M \int_{s \geq 0} |\bar{w}_{p,\nu}(s)| ds = h^p M \int_{t \geq 0} |h^{-(p-1)}\bar{w}_{p,\nu}(t \cdot h)| dt = h^p M \left[d \int_{t \geq 0} |\bar{w}_p(t)| dt \right] (1 + o(1))$$

by the Dominated Convergence Theorem. Combining this with a symmetric argument for $t \leq 0$ gives the result.

For the second part of the theorem, the variance of \hat{T} doesn't depend on f , and equals

$$\text{var}(\hat{T}) = \frac{1}{n^2 h^2} \sum_{i=1}^n \tilde{k}_n(x_i/h)^2 \sigma^2(x_i) = \frac{1}{nh} \tilde{S}_n^2, \quad \text{where} \quad \tilde{S}_n^2 = \frac{1}{nh} \sum_{i=1}^n \tilde{k}_n(x_i/h)^2 \sigma^2(x_i).$$

By the triangle inequality,

$$\begin{aligned} & \left| \tilde{S}_n^2 - d\sigma^2(0) \int_{\mathcal{X}} \tilde{k}(u)^2 du \right| \\ & \leq \sup_{|x| \leq hK_s} \left| \tilde{k}_n(x/h)^2 \sigma^2(x) - \tilde{k}(x/h)^2 \sigma^2(0) \right| \cdot \frac{1}{nh} \sum_{i=1}^n \mathbb{I}\{|x_i/h| \leq K_s\} \\ & \quad + \sigma^2(0) \left| \frac{1}{nh} \sum_{i=1}^n \tilde{k}(x_i/h)^2 - d \int_{\mathcal{X}} \tilde{k}(u)^2 du \right| = o(1), \end{aligned}$$

where the equality follows by Assumption 3.1 applied to the second summand and the second term of the first summand, and Assumption 3.2 and Assumption B.4 applied to the first term of the first summand. This gives the second display in the theorem.

To show the last statement (verification of Eq. (4)), we note that the above arguments show that Assumption B.1 holds with $b_{n,h,f} = b_{n,h,f}^*$ equal to the bias of the estimator and $E_f Z_{n,h,f}^2 \rightarrow S(k)$ uniformly over \mathcal{F} , so long as we can verify the uniform central limit theorem for $Z_{n,h,f} = (nh)^{1/2}[\hat{T} - E_f \hat{T}] = (nh)^{-1/2} \sum_{i=1}^n \tilde{k}_n(x_i/h)u_i$. By the conditions on the errors u_i , this follows from the Lindeberg central limit theorem so long as $\max_i [(nh)^{-2} k_n(x_i/h)]^2 / (nh)^{-1} = \max_i nh k_n(x_i/h) / (nh) \rightarrow 0$. By uniform boundedness of the kernel k_n , this holds so long as

$nh \rightarrow \infty$. □

The local polynomial estimator takes the form given above with

$$\tilde{k}_n(u) = e'_1 \left(\frac{1}{nh} \sum_{i=1}^n k(x_i/h) m_q(x_i/h) m_q(x_i/h)' \right)^{-1} m_q(u) k(u).$$

If k is bounded with bounded support, then, under Assumption 3.1 this sequence satisfies Assumption B.4 with

$$\tilde{k}(u) = e'_1 \left(d \int_{\mathcal{X}} k(u) m_q(u) m_q(u)' du \right)^{-1} m_q(u) k(u) = d^{-1} k_q^*(u),$$

where k_q^* is the equivalent kernel defined in Eq. (14). Theorem 3.1 and Eq. (15) then follow immediately by applying Theorem B.4 with this choice of \tilde{k}_n and \tilde{k} .

B.4 Fuzzy RD

We consider the sequence of parameter spaces $\mathcal{F}_n \subseteq \mathcal{F}(M_1, M_2)$, such that $L(f_n) \rightarrow L^*$ for all sequences $f_n \in \mathcal{F}_n$. Here $L^* \in \mathbb{R}^2$ is a fixed vector such that $L_2^* \neq 0$. Let $M = M_1$, and suppose Assumption 3.1 holds (since the ratio M_1/M_2 is fixed, it suffices to verify the assumption for $M = M_1$). Assume also that the random variables $\{u_i\}_{i=1}^n$ are independent with $E u_i = 0$, $\text{var}(u_i) = \Omega(x_i)$ and $E(u_{1i}^2 + u_{2i}^2)^{1+\eta} \leq 1/\eta$ for some $\eta > 0$, and that the covariance function $\Omega(x)$ is left- and right- continuous at $x = 0$ with $\Omega_+(0) = \lim_{x \downarrow 0} \Omega(x) > 0$ and $\Omega_-(0) = \lim_{x \uparrow 0} \Omega(x) > 0$. It then follows by adapting arguments in the proof of Theorem 3.1 that for any bandwidth sequence h_n with $nh_n \rightarrow \infty$ and $0 < \liminf_n h_n (nM^2)^{1/(2p+1)} < \limsup_n h_n (nM^2)^{1/(2p+1)} < \infty$,

$$\hat{L}(h; k) = L(f) + h^2 \begin{pmatrix} M_1 b_{n,h,f,1}^* \\ M_2 b_{n,h,f,2}^* \end{pmatrix} + \frac{1}{\sqrt{nh}} Z_{n,h,f},$$

where $Z_{n,h,f}$ converges in distribution to $N(0, \Sigma(k))$ uniformly over \mathcal{F}_n with

$$\Sigma(k) = \int_0^\infty k_1^*(u)^2 du \cdot (\Omega_+(0) + \Omega_-(0))/d,$$

and $b_{n,h,f,j}^* = \sum_{i=1}^n (w_+(x_i) + w_-(x_i)) f_j(x_i) / M_j$ for $j = 1, 2$, and the limits of these biases lie in the set $[\tilde{B}(k), -\tilde{B}(k)]^2$, where $\tilde{B}(k) = \int_0^\infty u^2 k_1^*(u) du$. From (S2), we obtain that Assumption B.3 holds with $\gamma_b = 2$, $\gamma_s = -1/2$, and

$$B(k) = -(|\phi'_1(L^*)| + M_2/M_1 |\phi'_2(L^*)|) \int_0^\infty u^2 k_1^*(u) du = -\frac{1 + M_2/M_1 |L_1^*/L_2^*|}{|L_2^*|} \int_0^\infty u^2 k_1^*(u) du.$$

Thus, by Theorem B.2, condition (4) holds for FLCI, OCI, and truncated RMSE with

$$S(k)^2 = \frac{\int_0^\infty k_1^*(u)^2 du}{d} \frac{\zeta_+^2(0; L_1^*/L_2^*) + \zeta_+^2(0; L_1^*/L_2^*)}{(L_2^*)^2},$$

where $\zeta^2(x; T) = (1, -T)\Omega(x)(1, -T)'$, $\zeta_+^2(0; T) = \lim_{x \downarrow 0} \zeta^2(x; T)$, and $\zeta_-^2(0; T) = \lim_{x \uparrow 0} \zeta^2(x; T)$.

The expressions for $\text{avar}(\hat{T}(h; k))$ and $\overline{\text{abias}}(\hat{T}(h; k))$ in the main text then follow by observing that $\sum_{i=1}^n \tilde{w}^n(x_i; h, k)^2 \phi'(L(f))\Omega(x_i)\phi'(L(f))' = S(k)/nh(1 + o(1))$, and $(|\phi_1'(L(f))|M_1 + |\phi_2'(L(f))|M_2) \sum_{i=1}^n \tilde{w}^n(x_i; h, k)/2 = M_1 h^2 B(k)(1 + o(1))$.

Appendix C Additional applications

This appendix considers additional applications not considered in the main text, using the sufficient conditions from Appendix B.1. Appendix C.1 verifies our conditions in the density setting, and Appendix C.2 applies these results to a problem in the auctions literature.

C.1 Density estimation

Consider estimating a density at a point, which we normalize to 0. We observe $\{X_i\}_{i=1}^n$ iid with density f on the intersection of \mathcal{X} and some neighborhood of 0, where either $\mathcal{X} = \mathbb{R}$ or $\mathcal{X} = [0, \infty)$. We are interested in $T(f) = f(0)$. Let $\hat{T} = \hat{T}(h; k) = \frac{1}{nh} \sum_{i=1}^n k(X_i/h)$ be a kernel estimate where k is a kernel with $\int_{\mathcal{X}} k(u) du = 1$ and finite support. Let $\mathcal{F} = \mathcal{F}(M)$ denote the Hölder class $\mathcal{F}_{\text{Hö},p}(M)$ or Taylor class $\mathcal{F}_{T,p}(M)$ of order p , as defined in the paper. Assume that the kernel k satisfies $\int_{\mathcal{X}} u^j k(u) du = 0$ for $j = 1, \dots, p-1$. Let $f^* > 0$ be given, and let a_n be a sequence converging to zero more slowly than any polynomial. Let $\mathcal{F}(M, [-a, a])$ denote the class for which the Hölder or Taylor condition is imposed only for $x \in [-a, a] \cap \mathcal{X}$, and let $\mathcal{F}_n = \mathcal{F}(M_n; [-a_n, a_n]) \cap \{f : |f(x) - f^*| \leq a_n \text{ all } x \in [-a_n, a_n] \cap \mathcal{X}, f(x) \geq 0 \text{ all } x, \int f(x) dx = 1\}$.

We show that (4) holds for the performance criteria considered in the main text by verifying Assumption B.1. This gives a generalization of the results in Sacks and Ylvisaker (1981), who consider RMSE optimal kernels in Taylor classes, to performance criteria other than RMSE, and to cover Hölder classes in addition to Taylor classes. Note that \mathcal{F}_n localizes the parameter space around a density with $T(f) = f^*$, similar to Appendix B.1.1. This differs slightly from Sacks and Ylvisaker (1981), who consider a fixed parameter space \mathcal{F} which only places an upper bound f^* on $f(0)$. However, the result given below is essentially the same, since the worst-case risk over this class is taken in a shrinking neighborhood of f^* (i.e. the worst-case risk is the same as in our setup). Also, note that we only impose the Hölder or Taylor condition in the set $[-a_n, a_n]$, although we would obtain the same result if we did not impose this condition so long

as M_n increases slowly enough so that the function can be extended to satisfy the smoothness condition outside of $[-a_n, a_n]$.

Theorem C.1. *For any bandwidth sequence with $h_n \rightarrow 0$, $h_n^p M_n \rightarrow 0$, $nh_n \rightarrow \infty$ and*

$$0 < \liminf_n h_n (nM^2)^{1/(2p-1)} \leq \limsup_n h_n (nM^2)^{1/(2p-1)} < \infty,$$

the kernel density estimator satisfies Assumption B.1 with $S(k) = \sqrt{f^ \int_{\mathcal{X}} k(u)^2 du}$, $B(k)$ given in Theorem 3.1 and with $\gamma_b = p$ and $\gamma_s = -1/2$. In particular, (4) holds for the FLCI and OCI criteria. Furthermore, we can take $b_{n,h,f} = b_{n,h,f}^*$ to be nonrandom, and $E_f Z_{n,h,f} = 0$ and $E_f Z_{n,h,f}^2 \rightarrow S(k)$ uniformly over \mathcal{F}_n , so that (4) holds for the RMSE criterion.*

Proof. We have

$$\hat{T}(h; k) = T(f) + h^p M b_{n,h,f} + (nh)^{-1/2} Z_{n,h,f} \quad (\text{S5})$$

where

$$b_{n,h,f} = h^{-p} M^{-1} [E_f \hat{T}(h; k) - T(f)] = h^{-p} M^{-1} \frac{1}{h} \int_{\mathcal{X}} k(x/h) [f(x) - f(0)] dx$$

is nonrandom and can be taken to be equal to $b_{n,h,f}^*$, and

$$Z_{n,h,f} = \frac{1}{\sqrt{nh}} \sum_{i=1}^n [k(X_i/h) - E_f k(X_i/h)].$$

Once h_n is small enough relative to a_n and f^* , the set of possible biases for the class \mathcal{F}_n will be the same as for the Taylor or Hölder class $\mathcal{F}(M)$, without the additional local restriction of $f(x)$ for x near zero, or the restriction that f be a density (note, in particular, that, letting C be a bound on the support of the kernel k , the bias depends only on $f(x)$ for x in $[-Ch_n, Ch_n]$, and that the first $p-1$ derivatives of f at zero can be taken to be equal to zero without loss of generality, so that, for any function f satisfying the Hölder or Taylor condition, $f(x)$ is bounded from below by $f^* - a_n - \tilde{C} M_n h_n^p$ on this set for some constant \tilde{C} ; this function can then be extrapolated so that it is positive on $[-a_n, a_n]$ while maintaining the Hölder or Taylor condition, and then defined outside of $[-a_n, a_n]$ so that it integrates to one), so that

$$\{b_{n,h,f} : f \in \mathcal{F}_n\} = \left\{ h^{-p} M^{-1} \frac{1}{h} \int_{\mathcal{X}} k(x/h) [f(x) - f(0)] dx : f \in \mathcal{F}(M) \right\}.$$

By the renormalization property of \mathcal{F} ($f \in \mathcal{F}(1)$ iff. $x \mapsto h^p M f(x/h)$ is in $\mathcal{F}(M)$), the set in the above display remains the same if h and M are each replaced by 1. Thus, the expressions for asymptotic bias derived in Theorem 3.1 holds exactly with $\gamma_b = p$ and $B(k)$ given in Theorem 3.1

(with k playing the role of the equivalent kernel, k_q^*). For the variance, we have

$$\text{var}_f(Z_{n,h,f}) = \frac{1}{h} \int_{\mathcal{X}} k(x/h)^2 f(x) dx - \frac{1}{h} \left[\int_{\mathcal{X}} k(x/h) f(x) dx \right]^2.$$

The second term converges to 0 uniformly over \mathcal{F}_n , and the first term converges to $f^* \int_{\mathcal{X}} k(u)^2 du$ uniformly over \mathcal{F}_n . To verify the Lindeberg condition for asymptotic normality, note that $\frac{1}{nh} \sum_{i=1}^n E_f K(X_i/h)^2 \mathbb{I}\{K(X_i/h)^2 \geq \varepsilon nh\} \rightarrow 0$ uniformly over $f \in \mathcal{F}_n$ since $nh \rightarrow \infty$. \square

C.2 First price auctions

Our results for density estimation and nonparametric regression can be combined with the delta method (Theorem B.2) to verify our conditions for nonlinear functions of densities and nonparametric regression functions evaluated at finitely many points. To illustrate, we consider a setting from the auctions literature involving a nonlinear function of a density.

Guerre et al. (2000) consider the problem of recovering valuations from bids in a first price auction setting. Here, we consider a simple version of their setting with no covariates, and the same number of bidders in each auction. We observe n total bids from symmetric independent private value sealed bid auctions with $I > 1$ bidders each, with independent valuations. The bids $\{X_i\}_{i=1}^n$ are then iid and, letting f denote their density, the valuation for a bidder with bid $X_i = x$ is given by

$$\xi(x; f, I) = x + \frac{1}{I-1} \frac{\int_{-\infty}^x f(t) dt}{f(x)}$$

(Equation (3) in Guerre et al., 2000). Consider the problem of estimating $T(f) = \xi(x_0; f, I)$ at a particular point x_0 . Let $\mathcal{F}_{GPV,n}$ be defined in the same way as the class \mathcal{F}_n defined in Appendix C.1 with $\mathcal{X} = \mathbb{R}$, but with an additional local restriction on the cumulative distribution function (CDF) $\int_{-\infty}^x f(t) dt$: $\mathcal{F}_{GPV,n} = \mathcal{F}_n \cap \{f : |\int_{-\infty}^x f(t) dt - F^*| \leq a_n\}$ where $F^* \in (0, 1)$ is given.

Let $\hat{L}(h; k) = (\hat{L}_1(h; k), \hat{L}_2(h; k)) = (\frac{1}{n} \sum_{i=1}^n \mathbb{I}\{X_i \leq x_0\}, \frac{1}{nh} \sum_{i=1}^n k((X_i - x_0)/h))$, where k is a kernel satisfying the conditions in Appendix C.1 and h satisfies the conditions of Theorem C.1 for some p . Let $\phi(L) = x_0 + \frac{1}{I-1} \frac{L_1}{L_2}$. Then a plug-in estimator of $T(f)$ is given by $\hat{T}(h; k) = \phi(\hat{L}(h; k))$. To verify (4), we verify Assumption B.3. First, note that, by a slight generalization of Theorem C.1, $\hat{L}_2(h; k)$ satisfies (S5), where $b_{n,h,f}$ is nonrandom and, for large enough n , ranges over the set $[-B_2(k), B_2(k)]$, with $B_2(k)$ given by $B(k)$ in Theorem 3.1, and with $Z_{n,h,f}$ converging to a $N(0, S_2(k))$ distribution uniformly over $\mathcal{F}_{GPV,n}$, where $S_2(k) = \sqrt{f^* \int k(u) du}$. (This follows from the arguments in Theorem C.1 along with the observation that the local restriction on $\int_{-\infty}^x f(t) dt$ does not restrict the set of possible biases $b_{n,h,f}$ for large enough n .) Also, $\hat{L}_1(h; k)$ satisfies $\hat{L}_1(h; k) = L_1(f) + h^{\gamma_b} M_n b_{n,h,f,1} + h^{\gamma_s} n^{-1/2} Z_{n,h,f,1}$

with $\gamma_s = -1/2$, where $b_{n,h,f,1} = 0$ and $Z_{n,h,f,1} = n^{1/2}h^{-\gamma_s} \left(\hat{L}_1(h; k) - L_1(h; k) \right)$ converges in probability to zero uniformly over $\mathcal{F}_{GPV,n}$. Thus, Assumption B.3 holds with $b_{n,h,f}$ ranging over the set $\{0\} \times [-B_2(k), B_2(k)]$ and with $\Sigma(k) = \begin{pmatrix} 0 & 0 \\ 0 & S_2(k) \end{pmatrix}$ and $\phi'(L^*) = \frac{1}{I-1} \left[\frac{1}{f^*}, -\frac{F^*}{f^*} \right]$. It follows that (4) holds for the FLCI and OCI criteria, with $\gamma_s = -1/2$ and $\gamma_b = p$, $B(k) = B_2(k) \frac{F^*}{(I-1)f^*}$, and $S(k) = S_2(k) \frac{F^{*2}}{(I-1)^2 f^{*2}}$. Note, however, that, since a density estimator appears in the denominator of the estimator of $T(f)$, the RMSE may not even be finite, and so truncation will be needed to apply our results to the RMSE criterion.

We note that the class $\mathcal{F}_{GPV,n}$ places assumptions conditions directly on the bid distribution, and does not incorporate additional restrictions that may arise from the assumption that f arises from an equilibrium in a first price auction model. We leave for future research whether such restrictions place sharper bounds on the bias, as well as the question of deriving primitive conditions on the value distribution for our smoothness assumptions on the bid distribution. Such questions are addressed by [Guerre et al. \(2000\)](#), although they focus on a slightly different setting, since they consider rate optimality in the supremum norm for estimation of the value distribution (rather than asymptotic constants for estimation of the function $\xi(x; f, I)$ at a given point x_0).

Appendix D Additional details for applications

This appendix gives additional details for applications in Section 3. Appendix D.1 calculates the efficiency gain from using different bandwidths on either side of the cutoff in sharp RD. Appendix D.2 gives details of optimal kernel calculations discussed in Section 3.2.1. Appendix D.3 gives the kernels constants $\int_{\mathcal{X}} k_q^*(u)^2 du$, and $\mathcal{B}_{p,q}(k)$ for selected kernels.

D.1 Regression discontinuity with different bandwidths on either side of the cutoff

We consider a slightly more general setup than that considered in Section 3.2.2. Consider estimating a parameter $T(f)$, $f \in \mathcal{F}$, using a class of estimators $\hat{T}(h_+, h_-; k)$ indexed by two bandwidths h_- and h_+ . Suppose that the worst-case (over \mathcal{F}) performance of $\hat{T}(h_+, h_-; k)$ according to a given criterion satisfies

$$R(\hat{T}(h_+, h_-; k)) = \tilde{R}(MB(k)(h_-^{\gamma_b} + h_+^{\gamma_b}), n^{-1/2}(S_+(k)^2 h_+^{2\gamma_s} + S_-(k)^2 h_-^{2\gamma_s})^{1/2})(1 + o(1)), \quad (\text{S6})$$

where $\tilde{R}(b, s)$ denotes the value of the criterion when $\hat{T}(h_+, h_-; k) - T(f) \sim N(b, s^2)$, and $S(k) > 0$ and $B(k) > 0$. Assume that \tilde{R} satisfies (5).

In the RD application in Section 3.2.2, if Assumptions 3.1 and 3.2 hold (with the re-

quirement that $\sigma^2(x)$ is continuous 0 replaced by right- and left-continuity of $\sigma_+^2(x)$ and $\sigma_-^2(x)$), then Condition (S6) holds with $\gamma_s = -1/2$, $\gamma_b = 2$, $S_+(k) = \sigma_+^2(0) \int_0^\infty k_1^*(u)^2 du/d$, $S_-(k) = \sigma_-^2(0) \int_0^\infty k_1^*(u)^2 du/d$, and $B(k) = - \int_0^\infty u^2 k_1^*(u) du/2$.

Let $\rho = h_+/h_-$ denote the ratio of the bandwidths, and let t denote the ratio of the leading worst-case bias and standard deviation terms,

$$t = \frac{MB(k)(h_-^{\gamma_b} + h_+^{\gamma_b})}{n^{-1/2}(S_+(k)^2 h_+^{2\gamma_s} + S_-(k)^2 h_-^{2\gamma_s})^{1/2}} = h_-^{\gamma_b - \gamma_s} \frac{MB(k)(1 + \rho^{\gamma_b})}{n^{-1/2}(S_+(k)^2 \rho^{2\gamma_s} + S_-(k)^2)^{1/2}}.$$

Substituting $h_+ = \rho h_-$ and $h_- = (tn^{-1/2}(S_+(k)^2 \rho^{2\gamma_s} + S_-(k)^2)^{1/2} M^{-1} B(k)^{-1} (1 + \rho^{\gamma_b})^{-1})^{1/(\gamma_b - \gamma_s)}$ into (S6) and using linearity of \tilde{R} gives

$$\begin{aligned} R(\hat{T}(h_+, h_-; k)) &= \tilde{R}(MB(k)h_-^{\gamma_b}(1 + \rho^{\gamma_b}), h_-^{\gamma_s} n^{-1/2}(S_+(k)^2 \rho^{2\gamma_s} + S_-(k)^2)^{1/2})(1 + o(1)) \\ &= M^{1-r} n^{-r/2} (1 + \varsigma(k)^2 \rho^{2\gamma_s})^{r/2} (1 + \rho^{\gamma_b})^{1-r} S_-(k)^r B(k)^{1-r} \tilde{R}(t, 1)(1 + o(1)), \end{aligned}$$

where $r = \gamma_b/(\gamma_b - \gamma_s)$ is the rate exponent, and $\varsigma(k) = S_+(k)/S_-(k)$ is the ratio of the variance constants. Therefore, the optimal bias-sd ratio is given by $t_R^* = \operatorname{argmin}_{t>0} \tilde{R}(t, 1)$, and depends only on the performance criterion. The optimal bandwidth ratio ρ is given by

$$\rho_* = \operatorname{argmin}_{\rho} (1 + \varsigma(k)^2 \rho^{2\gamma_s})^{r/2} (1 + \rho^{\gamma_b})^{1-r} = \varsigma(k)^{\frac{2}{\gamma_b - 2\gamma_s}},$$

and doesn't depend on the performance criterion.

Consequently, inference that restricts the two bandwidths to be the same (i.e. restricting $\rho = 1$) has asymptotic efficiency given by

$$\begin{aligned} \lim_{n \rightarrow \infty} \frac{\min_{h_+, h_-} R(\hat{T}(h_+, h_-; k))}{\min_h R(\hat{T}(h; k))} &= \left(\frac{(1 + \varsigma(k)^2 \rho_*^{2\gamma_s})^{\gamma_b/2} (1 + \rho_*^{\gamma_b})^{-\gamma_s}}{(1 + \varsigma(k)^2)^{\gamma_b/2} 2^{-\gamma_s}} \right)^{\frac{1}{\gamma_b - \gamma_s}} \\ &= 2^{r-1} \frac{\left(1 + \varsigma(k)^{\frac{2r}{2-r}}\right)^{1-r/2}}{(1 + \varsigma(k)^2)^{r/2}}. \end{aligned}$$

In the RD application in Section 3.2.2, $\varsigma(k) = \sigma_+(0)/\sigma_-(0)$, and $r = 4/5$. The display above implies that the efficiency of restricting the bandwidths to be the same on either side of the cutoff is at least 99.0% if $2/3 \leq \sigma_+/\sigma_- \leq 3/2$, and the efficiency is still 94.5% when the ratio of standard deviations equals 3. There is therefore little gain from allowing the bandwidths to be different.

D.2 Optimal kernels for inference at a point

The optimal equivalent kernel under the Taylor class $\mathcal{F}_{T,p}(M)$ solves Eq. (17) in the main text. The solution is given by

$$k_{SY,p}(u) = \left(b + \sum_{j=1}^{p-1} \alpha_j u^j - |u|^p \right)_+ - \left(b + \sum_{j=1}^{p-1} \alpha_j u^j + |u|^p \right)_-,$$

the coefficients b and α solving

$$\int_{\mathcal{X}} u^j k_{SY,p}(u) du = 0, \quad j = 1, \dots, p-1, \quad \text{and} \quad \int_{\mathcal{X}} k_{SY,p}(u) du = 1.$$

For $p = 1$, the triangular kernel $k_{\text{Tri}}(u) = (1 - |u|)_+$ is optimal both in the interior and on the boundary. In the interior for $p = 2$, $\alpha_1 = 0$ solves the problem, yielding the Epanechnikov kernel $k_{\text{Epa}}(u) = \frac{3}{4}(1 - u^2)_+$ after rescaling. For other cases, the solution can be easily found numerically. Figure S1 plots the optimal equivalent kernels for $p = 2, 3$, and 4, rescaled to be supported on $[0, 1]$ and $[-1, 1]$ in the boundary and interior case, respectively.

The optimal equivalent kernel under the Hölder class $\mathcal{F}_{\text{Hö},2}(M)$ has the form of a quadratic spline with infinite number of knots on a compact interval. In particular, in the interior, the optimal kernel is given by $f_{\text{Hö},2}^{\text{Int}}(u) / \int_{-\infty}^{\infty} f_{\text{Hö},2}^{\text{Int}}(u) du$, where

$$f_{\text{Hö},2}^{\text{Int}}(u) = 1 - \frac{1}{2}x^2 + \sum_{j=0}^{\infty} (-1)^j (|x| - k_j)_+^2,$$

and the knots k_j are given by $k_j = \frac{(1+q)^{1/2}}{1-q^{1/2}} (2 - q^{j/2} - q^{(j+1)/2})$, where q is a constant $q = (3 + \sqrt{33} - \sqrt{26 + 6\sqrt{33}})^2 / 16$.

At the boundary, the optimal kernel is given by $f_{\text{Hö},2}^{\text{Bd}}(u) / \int_{-\infty}^{\infty} f_{\text{Hö},2}^{\text{Bd}}(u) du$, where

$$f_{\text{Hö},2}^{\text{Bd}}(u) = (1 - x_0 x + x^2/2) \mathbb{I}\{0 \leq x \leq x_0\} + (1 - x_0^2) f_{\text{Hö},2}^{\text{Int}}((x - x_0)/(x_0^2 - 1)) \mathbb{I}\{x > x_0\},$$

with $x_0 \approx 1.49969$, so that for $x > x_0$, the optimal boundary kernel is given by a rescaled version of the optimal interior kernel. The optimal kernels are plotted in Figure S2.

D.3 Kernel constants

For the uniform, triangular, and Epanechnikov kernels, the kernel constants $\int_{\mathcal{X}} k_q^*(u)^2 du$, $\mathcal{B}_{p,q}^T(k)$, and $\mathcal{B}_{p,q}^{\text{Hö}}(k)$ discussed in Section 3.2.1 involve integrals that can be computed in closed form. Table S1 gives these constants for the case in which the point of interest is an interior point, and Table S2 gives them for the boundary case.

Appendix E Data-driven Bandwidths

This appendix considers CIs with the bandwidth chosen based on the data, with the smoothness constant M treated as unknown. In particular, we formalize the statements in Section 3.3 regarding honesty and near-optimality of CIs based on the rule-of-thumb bandwidth suggested in that section, over a regularity class that imposes further restrictions.

Consider the regression setting in Section 3.1. Let $\mathcal{F}(M)$ denote the Taylor or Hölder class defined in Section 3.2.1, which places the bound M on the p th derivative of the regression function. Let $\mathcal{F}(M; \eta)$ denote the class that imposes this bound only over $x \in [-\eta, \eta]$. We note that all of our asymptotic results for $\mathcal{F}(M)$ hold for $\mathcal{F}(M; \eta)$ as well. Let $\hat{T}_q(h; k)$ denote the q th order local polynomial estimator, with $q \geq p-1$. Let $h_n = h(M) = (n^{-1/2}S(k)t/(MB(k)))^{1/(\gamma_b - \gamma_s)}$ denote a sequence of bandwidths corresponding to bias-sd ratio t . Here, $B(k)$ and $S(k)$ are given in Theorem 3.1 and $\gamma_b = p$ and $\gamma_s = -1/2$. Let $r = 2p/(2p-1)$ denote the rate exponent. It follows from the results in the main text that the CI $\{\hat{T}_q(h_n; k) \pm \widehat{\text{se}}(h_n; k) \cdot \text{cv}_{1-\alpha}(t)\}$ has correct asymptotic coverage, and it is near-optimal if highly efficient choices for t and k are used.

We consider the CI $\{\hat{T}_q(\hat{h}; k) \pm \widehat{\text{se}}(\hat{h}; k) \cdot \text{cv}_{1-\alpha}(t)\}$, which uses a data-driven bandwidth \hat{h} to estimate the optimal bandwidth $h_n = h(M)$, thereby avoiding the requirement of prior knowledge of M . As discussed in the main text, results from [Low \(1997\)](#), [Cai and Low \(2004\)](#) and [Armstrong and Kolesár \(2018\)](#) imply that it is impossible for such a CI to achieve coverage and near-optimality over $\mathcal{F}(M; \eta)$ when M is unknown. We therefore consider a class $\mathcal{G}(M) \subsetneq \mathcal{F}(M; \eta)$ that imposes additional conditions that allow M to be estimated consistently. We allow $\mathcal{G}(M)$ to depend directly on the sample size as well, but we leave this implicit in the notation. [Appendix E.1](#) presents results under high level consistency conditions on \hat{h} over the class $\mathcal{G}(M)$. [Appendix E.2](#) defines a particular class $\mathcal{G}(M)$ that formalizes the notion that local smoothness of f is no smaller than its smoothness at large scales, and verifies that the rule-of-thumb bandwidth suggested in Section 3.3 leads to honest CIs over this class. [Appendix E.3](#) derives asymptotic efficiency bounds that show formally that the CI with rule-of-thumb bandwidth considered in [Appendix E.2](#) is highly efficient over the class $\mathcal{G}(M)$. In particular, it is impossible to substantively improve upon this CI using the additional restrictions in the class $\mathcal{G}(M)$. [Appendix E.4](#) presents auxiliary results and intuition for the efficiency bounds presented in [Appendix E.3](#).

E.1 General results for estimated h

We maintain Assumptions 3.1 and 3.2. We make the following additional assumptions on the kernel.

Assumption E.1. *The kernel k is bounded and Lipschitz continuous with finite support.*

Theorem E.1. *Let $h(M) = (n^{-1/2}S(k)t/(MB(k)))^{2/(2p+1)}$ where $t > 0$. Let \hat{h} be a bandwidth sequence, which may depend on the data, such that $\hat{h}/h(M) \xrightarrow{P} 1$ and $nh(M) \rightarrow \infty$ uniformly over $\cup_{M \in [\underline{M}_n, \overline{M}_n]} \mathcal{G}(M)$, where $\mathcal{G}(M) \subset \mathcal{F}(M; \eta)$. Let $\widehat{\text{se}}(\hat{h}; k)$ be a standard error such that $\widehat{\text{se}}(\hat{h}; k)/\text{sd}_f(\hat{h}; k)$ converges in probability to one uniformly over $\cup_{M \in [\underline{M}_n, \overline{M}_n]} \mathcal{G}(M)$. Let Assumption 3.2 and Assumption E.1 hold, and let Assumption 3.1 hold for any sequence $M_n \in [\underline{M}_n, \overline{M}_n]$. Then*

$$\liminf_{n \rightarrow \infty} \inf_{f \in \cup_{M \in [\underline{M}_n, \overline{M}_n]} \mathcal{G}(M)} P_f \left(T(f) \in \left(\hat{T}_q(\hat{h}; k) \pm \widehat{\text{se}}(\hat{h}; k) \text{cv}_{1-\alpha}(t) \right) \right) \geq 1 - \alpha.$$

The length of the CI satisfies

$$\lim_{n \rightarrow \infty} \sup_{M \in [\underline{M}_n, \overline{M}_n]} \sup_{f \in \mathcal{G}(M)} P_f \left(\left| \frac{2\widehat{\text{se}}(\hat{h}; k) \text{cv}_{1-\alpha}(t)}{2n^{-r/2}M^{1-r}S(k)^r B(k)^{1-r}t^{r-1} \text{cv}_{1-\alpha}(t)} - 1 \right| > \delta \right) \rightarrow 0$$

for any $\delta > 0$.

To prove this theorem, let $M_n \in [\underline{M}_n, \overline{M}_n]$ be given, and let f_n be a sequence of functions in $\mathcal{G}(M_n)$. Let $h_n = h(M_n)$. For any sequence $c_n \rightarrow 0$, the coverage probability under f_n is bounded from below by

$$P_{f_n} \left(\left| \frac{\hat{T}_q(h_n; k) - T(f_n)}{\widehat{\text{se}}(\hat{h}; k)} \right| \leq \text{cv}_{1-\alpha}(t)(1 - c_n) \right) - P_{f_n} \left(\left| \frac{\hat{T}_q(\hat{h}; k) - \hat{T}_q(h_n; k)}{\widehat{\text{se}}(\hat{h}; k)} \right| > \text{cv}_{1-\alpha}(t)c_n \right).$$

For the first term, we first note that Theorem 2.2 continues to hold with $\sqrt{1/r - 1}$ replaced by t and h_{RMSE}^* replaced by h_n , with obvious modifications to the proof. The first term is asymptotically bounded from below by $1 - \alpha$ by Theorem 3.1 and this generalization of Theorem 2.2, applied with $\widehat{\text{se}}(\hat{h}; k)(1 - c_n)$ playing the role of the standard error in Theorem 2.2 (note that, by Theorem 3.1 and the assumptions on \hat{h} , $\widehat{\text{se}}(\hat{h}; k)/[n^{-1/2}h_n^{-1/2}S(k)]$ converges in probability to one under f_n). The second term will converge to zero for c_n decreasing slowly enough so long as $\sqrt{nh_n} \left(\hat{T}_q(\hat{h}; k) - \hat{T}_q(h_n; k) \right)$ converges in probability to zero (again using the fact that $\widehat{\text{se}}(\hat{h}; k)/[n^{-1/2}h_n^{-1/2}S(k)]$ converges in probability to one).

Let

$$a_n(h) = \left(\frac{1}{nh} \sum_{i=1}^n k(x_i/h) m_q(x_i/h) m_q(x_i/h)' \right)^{-1} e_1, \quad b_n(x_i; h) = \frac{1}{nh} m_q(x_i/h) k(x_i/h)$$

and let $w_q^n(x; h, k) = a_n(h)'b_n(x; h)$. We have

$$\begin{aligned} \sqrt{nh_n} \left[\hat{T}_q(h_n; k) - \hat{T}_q(\hat{h}; k) \right] &= \sqrt{nh_n} \sum_{i=1}^n [w_q^n(x_i; h_n, k) - w_q^n(x_i; \hat{h}, k)] y_i \\ &= \sqrt{nh_n} \sum_{i=1}^n [w_q^n(x_i; h_n, k) - w_q^n(x_i; \hat{h}, k)] f(x_i) \\ &\quad + \sqrt{nh_n} \sum_{i=1}^n [w_q^n(x_i; h_n, k) - w_q^n(x_i; \hat{h}, k)] u_i. \end{aligned} \quad (\text{S7})$$

Using a Taylor approximation to $f(x_i)$ around $x = 0$ and the fact that $\sum_{i=1}^n w_q^n(x_i; h, k) x_i^j = 0$ for $j < p$, it follows that the first term is bounded by

$$\sqrt{nh_n} M_n \sum_{i=1}^n |w_q^n(x_i; h_n, k) - w_q^n(x_i; \hat{h}, k)| \frac{|x_i|^p}{p!} = \frac{tS(k)}{B(k)p!} \sum_{i=1}^n |w_q^n(x_i; h_n, k) - w_q^n(x_i; \hat{h}, k)| \left| \frac{x_i}{h_n} \right|^p,$$

where we substitute $M_n = tn^{-1/2}S(k)/(B(k)h_n^{p+1/2})$. Letting C be a bound on the support of the kernel k , we have $|x_i| \leq C \max\{\hat{h}, h_n\}$ for any x_i such that the summand is nonzero. Thus, on the event $\hat{h} \leq 2h_n$, the above display is bounded by $\frac{(2C)^p tS(k)}{B(k)p!}$ times

$$\sum_{i=1}^n |w_q^n(x_i; h_n, k) - w_q^n(x_i; \hat{h}, k)|.$$

Using the fact that $w_q^n(x_i; h_n, k) - w_q^n(x_i; \hat{h}, k) = a_n(h_n)'[b_n(x_i; h_n) - b_n(x_i; \hat{h})] + [a_n(h_n) - a_n(\hat{h})]'b_n(x_i; \hat{h})$, it follows that the above display is bounded by

$$\|a_n(h_n)\| \sum_{i=1}^n \|b_n(x_i; h_n) - b_n(x_i; \hat{h})\| + \|a_n(h_n) - a_n(\hat{h})\| \sum_{i=1}^n \|b_n(x_i; \hat{h})\|.$$

Similarly, the last term in (S7) is bounded by

$$\|a_n(h_n)\| \left\| \sqrt{nh_n} \sum_{i=1}^n [b_n(x_i; h_n) - b_n(x_i; \hat{h})] u_i \right\| + \|a_n(h_n) - a_n(\hat{h})\| \left\| \sqrt{nh_n} \sum_{i=1}^n b_n(x_i; \hat{h}) u_i \right\|.$$

Both of these quantities converge in probability to zero by the following lemma.

Lemma E.1. *Suppose that Assumption 3.1 and Assumption E.1 hold. Let $\tilde{g}(x) = k(x)x^j$ or $\tilde{g}(x) = |k(x)x^j|$ for some $j \geq 0$. Then*

$$\lim_{\delta \rightarrow 0} \limsup_{n \rightarrow \infty} \sup_{s \in [1-\delta, 1+\delta]} \frac{1}{nh_n} \sum_{i=1}^n |\tilde{g}(x_i/(sh_n)) - \tilde{g}(x_i/h_n)| = 0.$$

and

$$\lim_{\delta \rightarrow 0} \limsup_{n \rightarrow \infty} \sup_{s \in [1-\delta, 1+\delta]} \left| \frac{1}{nsh_n} \sum_{i=1}^n \tilde{g}(x_i/(sh_n)) - d \int_{\mathcal{X}} \tilde{g}(u) du \right| = 0.$$

If, in addition, Assumption 3.2 holds, then, for all $\varepsilon > 0$,

$$\lim_{\delta \rightarrow 0} \limsup_{n \rightarrow \infty} \sup_{s \in [1-\delta, 1+\delta]} P \left(\sup_{s \in [1-\delta, 1+\delta]} \left| \frac{1}{\sqrt{nh_n}} \sum_{i=1}^n [\tilde{g}(x_i/(sh_n)) - \tilde{g}(x_i/h_n)] u_i \right| > \varepsilon \right) = 0.$$

Proof. By Assumption 3.1, the second display in the lemma follows from the first. By Assumption E.1, for large enough C , $|\tilde{g}(u) - \tilde{g}(u')| \leq C|u - u'| \mathbf{I}\{\max\{|u|, |u'|\} \leq C\}$. Thus, the first display in the lemma is bounded by

$$\begin{aligned} & \lim_{\delta \rightarrow 0} \limsup_{n \rightarrow \infty} \sup_{s \in [1-\delta, 1+\delta]} \frac{1}{nh_n} \sum_{i=1}^n C \cdot |s^{-1} - 1| \mathbf{I}\{|x_i/h_n| \leq 2C\} \\ &= \lim_{\delta \rightarrow 0} \left[\sup_{s \in [1-\delta, 1+\delta]} |s^{-1} - 1| \right] \limsup_{n \rightarrow \infty} \frac{1}{nh_n} \sum_{i=1}^n C \cdot \mathbf{I}\{|x_i/h_n| \leq 2C\} \\ &= \lim_{\delta \rightarrow 0} \left[\sup_{s \in [1-\delta, 1+\delta]} |s^{-1} - 1| \right] \int_{\mathcal{X}} \mathbf{I}\{u \leq 2C\} du \cdot C = 0. \end{aligned}$$

For the second part of the lemma, we have, for s, \tilde{s} in a small enough neighborhood of 1, letting $\bar{\sigma}^2$ denote a bound on $\sigma^2(x)$ in a neighborhood of zero,

$$\begin{aligned} E \left(\sum_{i=1}^n \left[\frac{1}{\sqrt{nh_n}} \tilde{g}(x_i/(sh_n)) - \tilde{g}(x_i/(\tilde{s}h_n)) \right] u_i \right)^2 &\leq \bar{\sigma}^2 \frac{1}{nh_n} \sum_{i=1}^n [\tilde{g}(x_i/(sh_n)) - \tilde{g}(x_i/(\tilde{s}h_n))]^2 \\ &\leq \bar{\sigma}^2 \frac{1}{nh_n} \sum_{i=1}^n C^2 |x_i/h_n|^2 |s^{-1} - \tilde{s}^{-1}|^2 \mathbf{I}\{|x_i/h_n| \leq 2C\}. \end{aligned}$$

For large enough n , this is bounded by $|s^{-1} - \tilde{s}^{-1}|^2$ times a constant that does not depend on n . The result now follows from Example 2.2.12 in [van der Vaart and Wellner \(1996\)](#). \square

Finally, for the last statement of the theorem, note that the length of the CI is given by $2\widehat{\text{se}}(\hat{h}; k) \text{cv}_{1-\alpha}(t)$ which, under the sequence f_n , is equal to a $1 + o_P(1)$ term times

$$2n^{-1/2} h_n^{-1/2} S(k) \text{cv}_{1-\alpha}(t) = 2n^{-r/2} M_n^{1-r} S(k)^r B(k)^{1-r} t^{r-1} \text{cv}_{1-\alpha}(t).$$

E.2 Bounds based on global polynomial approximations

We now verify the conditions of Theorem E.1 in a particular setting. In particular, we consider classes \mathcal{G} that relate M to a global polynomial approximation to the regression function, along

with a plug-in bandwidth \hat{h} based on this assumption.

Let $\mathcal{F}(M)$ be the Taylor or Hölder class of order p , and let $\mathcal{F}(M; \eta)$ denote the class that imposes this bound only over $x \in [-\eta, \eta]$. Let $\tilde{p} \geq p$ be given. Let $Q_{\tilde{p}}f$ denote the minimum mean squared error \tilde{p} th order polynomial predictor for the regression function f :

$$Q_{\tilde{p}}f = \arg \min_h \int (f(x) - h(x))^2 d(x) \sigma^2(x) dx$$

where the minimum is taken over polynomials of order \tilde{p} . Here, $d(x)$ is such that the x_i 's behave as if drawn from a distribution with density x_i , as formalized in the Assumption E.2 below.

Let x_{\min}, x_{\max} be given with $-\infty < x_{\min} < x_{\max} < \infty$. Let

$$J(f) = J(f; \tilde{p}, x_{\min}, x_{\max}) = \sup_{x \in [x_{\min}, x_{\max}]} |[Q_{\tilde{p}}f]^{(p)}(x)|$$

denote the maximum p th derivative of the minimum mean squared error \tilde{p} th order approximation of f .

Let $\varepsilon > 0$ be given. Let

$$\mathcal{Q}(M, \tilde{p}, x_{\min}, x_{\max}, \varepsilon) = \{f : J(f) = \varepsilon M\},$$

$$\mathcal{G}(M) = \mathcal{G}(M; \tilde{p}, \varepsilon, \eta, x_{\min}, x_{\max}) = \mathcal{F}(M, \eta) \cap \mathcal{Q}(M, \tilde{p}, x_{\min}, x_{\max}, \varepsilon) \cap \{f : \sup_x |f(x)| \leq K\},$$

where K is some large constant, and

$$\mathcal{H}(\underline{M}, \overline{M}) = \cup_{M \in [\underline{M}, \overline{M}]} \mathcal{G}(M; \tilde{p}, \varepsilon, \eta, x_{\min}, x_{\max}).$$

This class formalizes the notion that the p th derivative in a neighborhood of zero is bounded by ε^{-1} times the maximum p th derivative of a global \tilde{p} th order global polynomial approximation. Setting $\varepsilon = 1$ corresponds to the suggestion in the main text.

Let

$$\hat{Q}_{\tilde{p}} = \arg \min_h \sum_{i=1}^n (y_i - h(x_i))^2, \quad \hat{J} = \sup_{x \in [x_{\min}, x_{\max}]} |\hat{Q}_{\tilde{p}}^{(p)}(x)|$$

We make the following additional assumption on the x_i 's.

Assumption E.2. For some bounded function $d(x)$ and a sequence c_n with $c_n \rightarrow \infty$ and $c_n/\sqrt{n} \rightarrow 0$, we have, for each $j = 0, \dots, \tilde{p}$,

$$c_n \left| \frac{1}{n} \sum_{i=1}^n x_i^j f_n(x_i) - \int u^j f_n(u) d(u) du \right| \rightarrow 0$$

for any uniformly bounded sequence of functions f_n . Furthermore, the $\tilde{p} + 1$ by $\tilde{p} + 1$ matrix

with (j, ℓ) th element given by $\int u^{j+\ell-2}d(u) du$ is invertible.

Given a sequence c_n satisfying the conditions of Assumption E.2, if the x_i 's are drawn iid from a distribution with density $d(x)$ for which all moments are finite, then Assumption E.2 will hold with probability approaching one.

We note the following consistency result for \hat{J} .

Lemma E.2. *Suppose Assumption 3.2 holds with $\sigma^2(x)$ bounded and that Assumption E.2 holds. Then $c_n|\hat{J} - J(f)| \xrightarrow{p} 0$ uniformly over $\{f : \sup_x |f(x)| \leq K\}$.*

Proof. Let A denote the $\tilde{p} + 1$ by $\tilde{p} + 1$ matrix with (j, ℓ) th element given by $\int u^{j+\ell-2}d(u) du$, and let \hat{A} denote the sample analogue with (j, ℓ) th element given by $\frac{1}{n} \sum_{i=1}^n x_i^{j+\ell-2}$. Let b_f be the $(\tilde{p} + 1) \times 1$ vector with j th element $\int u^j f(u)d(u) du$ and \hat{b} be the sample analogue with j th element $\frac{1}{n} \sum_{i=1}^n x_i^{j-1} y_i$. Then $A^{-1}b_f$ gives the coefficients of the polynomial $Q_{\tilde{p}}f$, and $\hat{A}^{-1}\hat{b}$ gives the coefficients of the polynomial \hat{Q} . Let $s(A, b)$ denote the function that takes the maximum of the p th derivative of this polynomial over $[x_{\min}, x_{\max}]$, so that $J(f) = s(A, b_f)$ and $\hat{J} = s(\hat{A}, \hat{b})$. Note that $|s(\hat{A}, \hat{b}) - s(A, b_f)|$ is bounded by $\max\{\|\hat{A} - A\|, \|\hat{b} - b_f\|\}$ times a constant that does not depend on f , so it suffices to show that $c_n \max\{\|\hat{A} - A\|, \|\hat{b} - b_f\|\}$ converges in probability to zero uniformly over bounded f .

We have $c_n\|\hat{A} - A\| \rightarrow 0$ by Assumption E.2. The j th element of $c_n(\hat{b} - b_f)$ is given by

$$\frac{c_n}{n} \sum_{i=1}^n u_i x_i^{j-1} + c_n \left(\frac{1}{n} \sum_{i=1}^n f(x_i) x_i^{j-1} - \int f(u) u^{j-1} d(u) du \right).$$

The expectation of the square of the first term converges to zero, since it is bounded by c_n^2/n^2 times a sequence that converges to a constant by Assumption E.2. The last term converges to zero uniformly over bounded f by Assumption E.2. Thus, $c_n\|\hat{b} - b_f\| \xrightarrow{p} 0$ uniformly over bounded f . \square

Let M_n and ε_n be given, and consider honesty over the sequence of classes $\mathcal{G}(M_n; \tilde{p}, \varepsilon_n, \eta, x_{\min}, x_{\max})$. Let t be given, and let $\hat{h} = (n^{-1/2}\hat{S}(k)t/(\hat{M}\hat{B}(k)))^{2/(2p+1)}$ where $\hat{S}(k)/S(k)$ and $\hat{B}(k)/B(k)$ converge in probability to one uniformly over $\mathcal{G}(M_n)$ (as discussed in Section 3.3, we can also directly minimize the sample analogue of the criterion such that t is the asymptotically optimal bias-sd ratio). Then \hat{h} will satisfy the conditions of Theorem E.1 so long as $\hat{h}/h(M_n)$ converges in probability to one uniformly over $\mathcal{G}(M_n)$, where

$$h(M) = (n^{-1/2}S(k)t/(MB(k)))^{2/(2p+1)}.$$

For this, it suffices that \hat{M}/M_n converges in probability to one uniformly over $\mathcal{G}(M_n)$.

According to Lemma E.2, we can use the estimate $\hat{M} = \varepsilon^{-1}\hat{J}$, which gives

$$\frac{\hat{M}}{M_n} - 1 = \frac{\varepsilon_n^{-1}[\hat{J} - J(f)]}{M_n} = o_P(1/(\varepsilon_n M_n c_n))$$

uniformly over $\mathcal{G}(M; \tilde{p}, \varepsilon_n, \eta, x_{\min}, x_{\max})$. If Assumption E.2 holds for any c_n with $c_n/\sqrt{n} \rightarrow 0$, then this can be made to go to zero so long as $\varepsilon_n M_n \sqrt{n} \rightarrow \infty$. Thus, the resulting CI is honest over the class $\mathcal{H}(\underline{M}_n, \overline{M}_n)$ so long as $\varepsilon_n \underline{M}_n \sqrt{n} \rightarrow \infty$, and such that Assumption 3.1 holds for the sequences \underline{M}_n and \overline{M}_n . Note also that, if one uses $\hat{M} = \tilde{\varepsilon}^{-1}\hat{J}$ where $\tilde{\varepsilon} < \varepsilon$ (thereby choosing ε to be “too small”), then the resulting CI will be wider, but will still have correct coverage.

While Assumption 3.1 is stated as a high level condition, note that, in order for this condition to hold with probability approaching one when the x_i 's are drawn iid from a distribution satisfying appropriate regularity conditions, we will need $nh_n \rightarrow \infty$ and $h_n \rightarrow 0$ for the given sequence h_n . This will be ensured for any sequence $M_n \in [\underline{M}_n, \overline{M}_n]$ iff. \underline{M}_n satisfies $n\underline{M}_n^2 \rightarrow \infty$ and \overline{M}_n satisfies $\overline{M}_n/n^p \rightarrow 0$ so that $n(n\overline{M}_n^2)^{-1/(2p+1)} = n^{2p/(2p+1)}\overline{M}_n^{-2/(2p+1)} \rightarrow \infty$. Also, note that we have assumed a uniform bound on the magnitude of the regression function, which means that $\varepsilon_n \overline{M}_n$ must be bounded uniformly over n (although this condition could likely be relaxed).

E.3 Lower bounds

The CI in Theorem E.1 has the property that the ratio of its length to the length of an “oracle” FLCI that uses the unknown true M converges to one. If the optimal kernel is used and the bias-sd ratio is chosen to be optimal for FLCI length, then this CI is efficient among FLCIs over the class $\mathcal{F}(M; \eta)$. Furthermore, it is highly efficient among all CIs that are honest over the class $\mathcal{F}(M; \eta)$, since one can apply bounds such as Corollary 3.3 in [Armstrong and Kolesár \(2018\)](#). However, these results do not apply to the class $\mathcal{G}(M)$ over which the feasible CI with estimated optimal bandwidth has coverage, since $\mathcal{G}(M) \subsetneq \mathcal{F}(M; \eta)$: they do not rule out the possibility that this restricted class might allow for a more informative CI. To address this, we now derive efficiency bounds for the class $\mathcal{G}(M) = \mathcal{G}(M; \tilde{p}, \varepsilon, \eta, x_{\min}, x_{\max})$ used in Appendix E.2.

Theorem E.2. *Let M , ε , η and $[x_{\min}, x_{\max}]$ be given. Suppose that Assumptions 3.1 and 3.2 hold with $\sigma(x)$ bounded from above and below away from zero and u_i following a normal distribution, and that Assumption E.2 holds with $d(x)$ strictly positive on some open set in $\mathbb{R} \setminus [-\eta, \eta]$. Then, if the constant K used to define $\mathcal{G}(M)$ is large enough, the following holds. For any sequence of CIs $\{\hat{T} \pm \hat{\chi}\}$ with asymptotic coverage at least $1 - \alpha$ under $\mathcal{G}(M)$,*

$$\lim_{C \rightarrow \infty} \liminf_n \inf_{f \in \mathcal{G}(M)} E_{f_n} \min\{2n^{r/2}\hat{\chi}, C\} \geq \frac{2M^{1-r}S(k^*)^r B(k^*)^{1-r}}{r^r(1-r)^{r-1}} \int_{z=-\infty}^{z_{1-\alpha}} (z_{1-\alpha} - z)^r d\Phi(z)$$

where k^* minimizes $S(k^*)^r B(k^*)^{1-r}$.

If \hat{h} and $\widehat{\text{se}}(h; k)$ satisfy the conditions of Theorem E.1, then, by Theorem E.2, the relative efficiency of any CI $\{\hat{T} \pm \hat{\chi}\}$ to $\{\hat{T}_q(\hat{h}; k) \pm \widehat{\text{se}}(\hat{h}; k) \text{cv}_{1-\alpha}(t)\}$ satisfies the lower bound

$$\begin{aligned} \lim_{C \rightarrow \infty} \liminf_n \sup_{f \in \mathcal{G}(M)} \frac{E_f \min\{2n^{r/2} \hat{\chi}, C\}}{E_f \min\{2n^{r/2} \widehat{\text{se}}(\hat{k}; k) \text{cv}_{1-\alpha}(t), C\}} \\ \geq \frac{\int_{z=-\infty}^{z_{1-\alpha}} (z_{1-\alpha} - z)^r d\Phi(z)}{r^r (1-r)^r \inf_{\tilde{t}} \tilde{t}^{r-1} \text{cv}_{1-\alpha}(\tilde{t})} \cdot \frac{S(k^*)^r B(k^*)^{1-r}}{S(k)^r B(k)^{1-r}} \cdot \frac{\inf_{\tilde{t}} \text{cv}_{1-\alpha}(\tilde{t})}{t^{r-1} \text{cv}_{1-\alpha}(t)}. \end{aligned}$$

The first term is the lower bound in Theorem E.1 of [Armstrong and Kolesár \(2018\)](#), which corresponds to the lower bound in Corollary 3.3 of that paper applied to the case where the modulus $\omega(\delta)$ is proportional to δ^r (as is the case in the relevant limiting experiment in the present setting; see Appendix E.4). The second term is the relative efficiency of the kernel k , and the final term is the efficiency of the bias-sd ratio used in the bandwidth \hat{h} relative to the optimal bias-sd ratio for FLCI construction.

We now prove Theorem E.2. We begin by noting some properties of the optimal kernel k^* .

Lemma E.3. *Let κ^* solve*

$$\max_{\kappa} \kappa(0) \quad \text{s.t.} \quad \int_{\mathcal{X}} \kappa(u)^2 du \leq 1, \quad \kappa \in \mathcal{F}(1)$$

and let $k^*(x) = \kappa^*(x) / \int_{\mathcal{X}} \kappa(u) du$. Then k^* has finite support, and it minimizes $S(k)^r B(k)^{1-r}$ over kernels k . Furthermore, $S(k^*) = [\sigma^2(0)/d]^{1/2} r \kappa^*(0)$ and $B(k^*) = (1-r)\kappa^*(0)$, so that $S(k^*)^r B(k^*)^{1-r} = [\sigma^2(0)/d]^{r/2} r^r (1-r)^{1-r} \kappa^*(0)$.

Proof. The result follows from [Low \(1995\)](#) and [Donoho and Low \(1992\)](#). See Appendix E.4.3. \square

The next lemma uses functions constructed from κ^* to derive testing bounds.

Lemma E.4. *Suppose that the conditions of Theorem E.2 hold. Given $c \in \mathbb{R}$, let $\mathcal{K}_{c,n} = \{f: f(0) = cn^{-p/(2p+1)}\} \cap \mathcal{G}(M)$. Then, if the constant K used to define $\mathcal{G}(M)$ is larger than a constant that depends only on ε and M , there exists a sequence of functions $\tilde{\kappa}_{0,n} \in \mathcal{K}_{0,n}$ such that the following holds. For any $c \in \mathbb{R}$ and any sequence of tests with asymptotic size α under $\mathcal{K}_{c,n}$, the asymptotic power under $\tilde{\kappa}_{0,c}$ is no greater than*

$$\Phi\left(|c/\kappa^*(0)|^{(2p+1)/(2p)} M^{-1/(2p)} [d/\sigma^2(0)]^{1/2} - z_{1-\alpha}\right).$$

Proof. It suffices to prove the result for $c > 0$. Let A and b_f be defined as in the proof of Lemma E.2, so that the coefficients of the minimum mean squared error \tilde{p} th order polynomial

predictor are given by $A^{-1}b_f$. We first note that, under the conditions of the lemma, there exist bounded functions $f_1, \dots, f_{\tilde{p}+1}$ supported on $\mathbb{R} \setminus [-\eta, \eta]$ such that the vectors $b_{f_1}, \dots, b_{f_{\tilde{p}+1}}$ are linearly independent. Thus, these vectors span $\mathbb{R}^{\tilde{p}+1}$, which means that there exist functions $g_1, \dots, g_{f_{\tilde{p}+1}}$, which are linear combinations of the f_j 's (and therefore also bounded and supported on $\mathbb{R} \setminus [-\eta, \eta]$) such that $b_{g_j} = e_j$ for each j , where e_j denotes the j th standard basis vector.

We construct functions in the sets $\mathcal{K}_{c,n}$ as follows. Let \tilde{g} be a bounded function supported on $\mathbb{R} \setminus [-\eta, \eta]$ such that $J(\tilde{g}) = \varepsilon M$. This function can be constructed by finding a polynomial such that the supremum of the p th derivative over $[x_{\min}, x_{\max}]$ is equal to εM , and constructing a function with the given polynomial predictor coefficients as a linear combination of the g_j s defined above. Given a function f supported on $[-\eta, \eta]$, the function $b_{f,1}g_1 + b_{f,2}g_2 + \dots + b_{f,\tilde{p}+1}g_{\tilde{p}+1}$ is supported on $\mathbb{R} \setminus [-\eta, \eta]$ and has the same polynomial predictor coefficients as f . Thus, the function $f - (b_{f,1}g_1 + b_{f,2}g_2 + \dots + b_{f,\tilde{p}+1}g_{\tilde{p}+1}) + \tilde{g}$ has the same polynomial predictor coefficients as \tilde{g} . It therefore follows that, if $f \in \mathcal{F}(M; \eta)$ and K is larger than some constant that depends only on an upper bound for the elements of b_f and the functions $g_1, \dots, g_{\tilde{p}+1}$ and \tilde{g} , this function will be in $\mathcal{G}(M)$.

Let $\tilde{\kappa}_{c,M,n}$ be defined in this way with the function $\kappa_{c,M,n}$ playing the role of f , where $\kappa_{c,M,n}(x) = Mh_{c,n}^p \kappa^*(x/h_{c,n})$ with $h_{c,n} = \tilde{c}n^{-1/(2p+1)}$ where $\tilde{c} = |c/[M\kappa^*(0)]|^{1/p}$. Note that $\kappa_{c,M,n} \in \mathcal{F}(M)$ by the renormalization property of Taylor and Hölder classes. Thus, once n is large enough that the support of $\kappa_{c,M,n}$ is contained in $[-\eta, \eta]$, we will have $\tilde{\kappa}_{c,M,n} \in \mathcal{K}_{c,n}$.

It follows that, for large enough n , the power under $\tilde{\kappa}_{0,M,n}$ of a level α_n test of $\mathcal{K}_{c,n}$ is bounded by the power under $\tilde{\kappa}_{0,M,n}$ of a test with rejection probability no greater than α_n under $\tilde{\kappa}_{c,M,n}$. By the Neyman-Pearson lemma and standard calculations, this is no greater than $\Phi(s_n - z_{1-\alpha_n})$ where

$$s_n^2 = \sum_{i=1}^n [\tilde{\kappa}_{c,M,n}(x_i) - \tilde{\kappa}_{0,M,n}(x_i)]^2 \sigma^{-2}(x_i) = M^2 h_{c,n}^{2p} \sum_{i=1}^n \kappa^*(x_i/h_{c,n})^2 \sigma^{-2}(x_i) \\ + \sum_{i=1}^n \left[\sum_{j=1}^{\tilde{p}+1} g_j(x_i) \sigma^{-2}(x_i) \int M h_{c,n}^p \kappa^*(u/h_{c,n}) u^{j-1} du \right]^2.$$

Note that $h_{c,n}^{2p} = \tilde{c}^{2p} n^{-2p/(2p+1)} = n^{-1} \tilde{c}^{2p+1} n^{1/(2p+1)} \tilde{c}^{-1} = (n \tilde{c} n^{-1/(2p+1)})^{-1} \tilde{c}^{2p+1}$. Thus, the first term equals $\tilde{c}^{2p+1} M^2 \frac{1}{nh_{c,n}} \sum_{i=1}^n \kappa^*(x_i/h_{c,n})^2 \sigma^2(x_i) \rightarrow \sigma^{-2}(0) \tilde{c}^{2p+1} M^2 \int_{\mathcal{X}} \kappa^*(u)^2 du$. The last term is bounded from above by a constant times

$$n \left[h_{c,n}^p \int \kappa^*(u/h_{c,n}) du \right]^2 = n \left[h_{c,n}^{p+1} \int \kappa^*(v) dv \right] = n^{1-(2p+2)/(2p+1)} \tilde{c}^{(2p+2)/p} \left[\int \kappa^*(u) du \right]^2 \rightarrow 0.$$

The result then follows by plugging in \tilde{c} and noting $\int \kappa^*(u)^2 du = 1$. \square

To derive the lower bound on expected length, we argue as in the proof of Theorem C.2 in [Armstrong and Kolesár \(2019\)](#). Consider the set $\mathcal{I}(m) = \{\tilde{c}_n j/m : j \in \mathbb{Z}, |j| \leq m^2\}$ where $\tilde{c}_n = \kappa^*(0)M^{1/(2p+1)}[\sigma^2(0)/d]^{p/(2p+1)}n^{-p/(2p+1)}$. Let $\hat{T} \pm \hat{\chi}$ be a CI with asymptotic coverage at least $1 - \alpha$ over $\mathcal{G}(M)$, and let $\mathcal{N}(n, m)$ denote the number of elements in $\mathcal{I}(m)$ that are in this confidence interval. Note that $\min\{2\hat{\chi}, 2\tilde{c}_n m\} \geq \tilde{c}_n[\mathcal{N}(m, n) - 1]/m$. Let $\kappa_{0,n}$ and $\mathcal{K}_{c,n}$ be as defined in Lemma E.4. Let $\psi_{n,j}$ denote the test that rejects when the point $\tilde{c}_n j/m \in \mathcal{N}(n, m)$ is not in the CI $\hat{T} \pm \hat{\chi}$. Then $\psi_{n,j}$ is an asymptotically level α test of $\mathcal{K}_{c,n}$, so, by Lemma E.4,

$$E_{\kappa_{0,n}} \mathcal{N}(m, n) = \sum_{j=-m^2}^{m^2} (1 - E_{\kappa_{0,n}} \psi_{n,j}) \geq \sum_{j=-m^2}^{m^2} (1 - \Phi(|j/m|^{(2p+1)/2p} - z_{1-\alpha})) + o(1).$$

Thus, for all $m \in \mathbb{N}$, $\lim_{C \rightarrow \infty} \liminf_n E_{\kappa_{0,n}} \min\{2\tilde{c}_n^{-1}\hat{\chi}, C\}$ is bounded from below by

$$\begin{aligned} \frac{1}{m} \sum_{j=-m^2}^{m^2} \Phi(z_{1-\alpha} - |j/m|^{(2p+1)/(2p)}) &= \frac{1}{m} \sum_{j=-m^2}^{m^2} \int \mathbf{I}\{|j/m|^{(2p+1)/(2p)} \leq z_{1-\alpha} - z\} d\Phi(z) \\ &= \frac{1}{m} \sum_{j=-m^2}^{m^2} \int \mathbf{I}\{|j| \leq (z_{1-\alpha} - z)^{2p/(2p+1)} m\} d\Phi(z) \\ &\geq \int_{z=-\infty}^{z_{1-\alpha}} \frac{1}{m} \min\{2[(z_{1-\alpha} - z)^{2p/(2p+1)} m - 1], m\} d\Phi(z). \end{aligned}$$

This converges to $2 \int_{z=-\infty}^{z_{1-\alpha}} (z_{1-\alpha} - z)^{2p/(2p+1)} d\Phi(z)$ by the Dominated Convergence Theorem. Thus,

$$\begin{aligned} \lim_{C \rightarrow \infty} \liminf_n E_{\kappa_{0,n}} \min\{2n^{p/(2p+1)}\hat{\chi}, C\} \\ \geq 2\kappa^*(0)M^{1/(2p+1)}[\sigma^2(0)/d]^{p/(2p+1)} \int_{z=-\infty}^{z_{1-\alpha}} (z_{1-\alpha} - z)^{2p/(2p+1)} d\Phi(z) \\ = 2\kappa^*(0)M^{1-r}[\sigma^2(0)/d]^{r/2} \int_{z=-\infty}^{z_{1-\alpha}} (z_{1-\alpha} - z)^r d\Phi(z). \end{aligned}$$

Plugging in $S(k^*)^r B(k^*)^{1-r} = [\sigma^2(0)/d]^{r/2} r^r (1-r)^{1-r} \kappa^*(0)$ gives the result.

E.4 Limiting model and optimal kernel

In this appendix we derive the properties of the optimal kernel given in Lemma E.3. To do so, we apply results from [Low \(1995\)](#) and [Donoho and Low \(1992\)](#) to the limiting model

$$Y(dt) = f(t) dt + \lambda W(dt), \quad t \in \mathcal{X} \tag{S8}$$

where $\mathcal{X} = \mathbb{R}$ in the case where the point of interest is on the interior of the support of x_i and $\mathcal{X} = [0, \infty)$ when it is on the boundary. We also use this limiting model to give some intuitive motivation for the efficiency bound in Theorem E.2.

The white noise model (S8) is the same model as in Appendix B.2, with λ playing the role of σ/\sqrt{n} in that appendix. Brown and Low (1996) establish a formal sense in which this white noise model, with λ replaced by the function $\lambda_n(t) = [\sigma^2(t)/(nd(t))]^{1/2}$, is asymptotically equivalent to the fixed design regression model. Since the asymptotic behavior of our estimators and bounds depends only on x_i in a shrinking neighborhood of zero, we then expect that $\lambda_n(t)$ can be replaced by the constant function $\lambda_n(0)$. For technical reasons, however, the proof of Theorem E.2 uses direct arguments, rather than appealing to the equivalence results of Brown and Low (1996) (in particular, these results do not apply immediately for Taylor classes, or when smoothness is only assumed in the neighborhood $[-\eta, \eta]$).

E.4.1 Kernel estimators

Let k be a kernel with $\int_{\mathcal{X}} k(u) du = 1$ and $\int_{\mathcal{X}} k(u) u^j du = 0$ for $j = 1, \dots, p-1$. The kernel k will play the role of the equivalent kernel k_q^* in Section 3.2.1. A linear estimator in the white noise model takes the form

$$\hat{T}(h; k) = h^{-1} \int k(t) dY(t).$$

Since this falls into the Donoho and Low (1992) framework given in Appendix B.2, it follows that Eq. (2) holds with the $o(1)$ terms equal to zero. Indeed, under $f \in \mathcal{F}(M)$, $\hat{T}(h; k)$ follows a normal distribution with bias

$$h^{-1} \int_{\mathcal{X}} k(t/h)(f(t) - f(0)) dt = \int_{\mathcal{X}} k(u)(f(hu) - f(0)) du = Mh^p \int_{\mathcal{X}} k(u)(\tilde{f}(u) - \tilde{f}(0)) du$$

where $\tilde{f}(u) = M^{-1}h^{-p}f(hu)$ is in $\mathcal{F}(1)$ iff. $f \in \mathcal{F}(M)$, by the renormalization property of the Hölder and Taylor class. The variance is given by

$$\lambda^2 h^{-2} \int_{\mathcal{X}} k(t/h)^2 dt = \lambda^2 h^{-1} \int_{\mathcal{X}} k(u)^2 du.$$

Thus, if we take $\lambda = [\sigma^2(0)/(nd)]^{1/2}$, Eq. (2) holds with $S(k) = \sigma(0)d^{-1/2}\sqrt{\int_{\mathcal{X}} k(u) du}$, $B(k) = \sup_{\tilde{f} \in \mathcal{F}(1)} \int_{\mathcal{X}} k(u)(\tilde{f}(u) - \tilde{f}(0)) du$, $\gamma_b = p$ and $\gamma_s = -1/2$. Note that $S(k)$ matches Equation (5) with k playing the role of the equivalent kernel k_q^* in Equation (5). In addition, $B(k)$ matches the expression given in Theorem 3.1 (this can be shown by deriving $B(k)$ using the arguments in the proof of this theorem).

E.4.2 Modulus of continuity

The modulus of continuity for the limiting model, as defined in [Donoho \(1994\)](#), is given by

$$\omega(\delta) = 2 \sup_f f(0) \quad \text{s.t.} \quad \int_{\mathcal{X}} f(x)^2 dx \leq \delta^2/4, \quad f \in \mathcal{F}(M).$$

Let $f_{\delta,M}^*$ denote the solution to this problem. Note that the function κ^* defined in [Lemma E.3](#) is given by $f_{2,1}^*$. By [Donoho and Low \(1992\)](#), we have $f_{\delta,M}^*(x) = M\tilde{h}_{\delta,M}^p \kappa^*(x/\tilde{h}_{\delta,M})$ where $\tilde{h}_{\delta,M} = (\delta/(2M))^{2/(2p+1)}$, which gives

$$\omega(\delta) = 2M(\delta/(2M))^{2p/(2p+1)} \kappa^*(0) = (2M)^{1-r} \delta^r \kappa^*(0)$$

where $r = 2p/(2p+1)$ is the rate exponent. Note that

$$\omega'(\delta) = r(2M)^{1-r} \delta^{r-1} \kappa^*(0) = r\delta^{-1} \omega(\delta).$$

E.4.3 Optimal kernel

By [Low \(1995\)](#), the bias-sd optimizing kernel takes the form $t \mapsto f_{\delta,M}^*(t) / \int_{\mathcal{X}} f_{\delta,M}^*(u) du$ for some δ , so this implies that $k^*(t) = \kappa^*(t) / \int_{\mathcal{X}} \kappa^*(u) du$ is the optimal kernel. For Taylor classes, the support can be seen to be compact by examining the formula given in [Section 3.2.1](#). For Hölder classes, this can be shown indirectly (see [Lepski and Tsybakov, 2000](#)). The worst-case bias of the estimate with bandwidth $h_{\delta,M}$ is given by

$$(1/2)(\omega(\delta) - \delta\omega'(\delta)) = (1/2)\omega(\delta)(1-r) = (1/2)(1-r)(2M)^{1-r} \delta^r \kappa^*(0) = M(1-r)\kappa^*(0)h_{\delta,M}^p$$

where we substitute $\delta = 2Mh_{\delta,M}^{(2p+1)/2}$ in the last step. This gives the formula $B(k^*) = (1-r)\kappa^*(0)$. The standard deviation is given by

$$\lambda\omega'(\delta) = \lambda r(2M)^{1-r} \delta^{r-1} \kappa^*(0) = \lambda r \kappa^*(0) h_{\delta,M}^{-1/2} = [\sigma^2(0)/d]^{1/2} r \kappa^*(0) n^{-1/2} h_{\delta,M}^{-1/2},$$

which gives $S(k^*) = [\sigma^2(0)/d]^{1/2} r \kappa^*(0)$. Thus, the leading term in the minimax performance is $S(k^*)^r B(k^*)^{1-r} = [\sigma^2(0)/d]^{r/2} r^r (1-r)^{1-r} \kappa^*(0)$.

E.4.4 Optimal FLCI and efficiency bound

We now show that the efficiency bound in [Theorem E.2](#) corresponds to the bound given in [Corollary 3.3](#) in [Armstrong and Kolesár \(2018\)](#), applied to the class \mathcal{F} in the limiting model [\(S8\)](#). Thus, [Theorem E.2](#) can be interpreted as showing that this efficiency bound holds in a formal asymptotic sense, with $\mathcal{F}(M; \eta)$ replaced by the smaller class $\mathcal{G}(M)$. We note that, for Taylor

classes, such a bound is given for the class $\mathcal{F}(M)$ in Theorem E.1 in [Armstrong and Kolesár \(2018\)](#). Theorem E.2 shows that this efficiency bound holds for $\mathcal{G}(M)$.

First, we derive the length of the optimal FLCI, which is the denominator of the expression in Corollary 3.3 in [Armstrong and Kolesár \(2018\)](#). The bias-sd ratio is

$$t_\delta = \frac{(1/2)(1-r)(2M)^{1-r}\delta^r\kappa^*(0)}{\lambda r(2M)^{1-r}\delta^{r-1}\kappa^*(0)} = (1/2)(1/r-1)\delta/\lambda.$$

Since optimizing over the bandwidth is equivalent to optimizing over δ , it follows that the optimal FLCI has length

$$\begin{aligned} \inf_{\delta} 2 \text{cv}_{1-\alpha}(t_\delta) \cdot \lambda \omega'(\delta) &= \inf_{\delta} 2 \text{cv}_{1-\alpha}(t_\delta) \cdot \lambda r(2M)^{1-r}\delta^{r-1}\kappa^*(0) \\ &= \inf_{\delta} 2 \text{cv}_{1-\alpha}(t_\delta) \cdot \lambda r(2M)^{1-r}t_\delta^{r-1}\lambda^{r-1}(1/r-1)^{1-r}2^{r-1}\kappa^*(0) \\ &= \lambda^r M^{1-r} r(1/r-1)^{1-r} \kappa^*(0) \inf_{\delta} 2 \text{cv}_{1-\alpha}(t_\delta) \cdot t_\delta^{r-1}. \end{aligned}$$

Plugging in $\lambda = [\sigma^2(0)/(nd)]^{1/2}$ and $S(k^*)^n B(k^*)^{1-r} = [\sigma^2(0)/d]^{r/2} r^r (1-r)^{1-r} \kappa^*(0)$ gives $2n^{-r/2} M^{1-r} S(k^*)^r B(k^*)^{1-r} \inf_{\delta} \text{cv}_{1-\alpha}(t_\delta) \cdot t_\delta^{r-1}$, which is the asymptotic length of the CI given in Theorem E.1 with k and h chosen optimally.

The lower bound given the numerator of the expression in Corollary 3.3 in [Armstrong and Kolesár \(2018\)](#) is

$$\int_{z=-\infty}^{z_{1-\alpha}} \omega(2\lambda(z_{1-\alpha} - z)) dz = (2M)^{1-r} \kappa^*(0) 2^r \lambda^r \int_{z=-\infty}^{z_{1-\alpha}} (z_{1-\alpha} - z)^r dz.$$

Plugging in $\lambda = [\sigma^2(0)/(nd)]^{1/2}$ and $S(k^*)^r B(k^*)^{1-r} = [\sigma^2(0)/d]^{r/2} r^r (1-r)^{1-r} \kappa^*(0)$ gives $2n^{-r/2} M^{1-r} \frac{S(k^*)^r B(k^*)^{1-r}}{r^r (1-r)^{1-r}} \int_{z=-\infty}^{z_{1-\alpha}} (z_{1-\alpha} - z)^r dz$, which is the asymptotic lower bound given in Theorem E.2.

Appendix F Additional Monte Carlo results

In this appendix, we revisit the simulation study from Section 5 in the paper, and consider an additional method for constructing CIs, as well as a number of variations on the DGP.

In particular, we also consider a conventional CI based on the coverage-error optimal bandwidth \hat{h}_{CE} , which can be considered a form of undersmoothing, but without any bias correction. Table S3 reports the results for Designs 1–3 with this additional methods added. Using the bandwidth \hat{h}_{CE} leads to better coverage of conventional CIs relative to $\hat{h}_{\text{PT,ROT}}^*$ when $M = 2$, but worse coverage when $M = 6$.

Next, we investigate the robustness of the results to a number of variations on the baseline

design. Table S4 reports the results when x_i is drawn from a Beta(2, 5) distribution. In Table S5, to consider the effects of heteroskedasticity, we draw the errors from the distribution $\mathcal{N}(0, 1/4(1 + \sqrt{|x_i|})^2)$, while x_i is drawn from a uniform distribution, as in the baseline. In Table S6, $x_i \sim \text{Beta}(2, 5)$ distribution, and $u_i \sim \mathcal{N}(0, 1/4(1 + \sqrt{|x_i|})^2)$. In Table S7, we draw u_i from a log-normal distribution, scaled to have mean zero and variance 1/4, while x_i is drawn from a uniform distribution. Table S8 reports the results for u_i drawn from a log-normal distribution, scaled to have mean zero and variance 1/4, and $x_i \sim \text{Beta}(2, 5)$. Table S9 returns to the baseline specification, but with $u_i \sim \mathcal{N}(0, 1/16)$. Finally, in Table S10 we consider a smooth approximation to the functions f_1, f_2 , and f_3 . In particular, we replace the function $s(\cdot)$ in the definition of these functions by the function $s_\lambda(x) = -\text{Li}_2(-e^{\lambda x})/\lambda^2$, where $\text{Li}_2(x) = -\int_0^x \frac{\log(1-s)}{s} ds$ is the dilogarithm function. The function s_λ is analytic for any λ , and it converges to s as $\lambda \rightarrow \infty$. We set $\lambda = 40$.

The results in Table S10 are nearly identical to those in Table S3, indicating that the lack of differentiability is not driving the results. The FLCIs perform well for all designs in terms of coverage when the correct or conservative M is used, or when one uses \hat{M}_{ROT} . The coverage is at least 92.5% in all designs except Table S7, where the coverage, where the FLCIs undercover slightly for Design 3, with coverage around 90%. The RBC CIs with bandwidth chosen based on uniform-in- f asymptotics (either $\hat{h}_{\text{RMSE},2}^*$, $\hat{h}_{\text{RMSE},6}^*$, or $\hat{h}_{\text{RMSE},\hat{M}_{\text{ROT}}}^*$) also perform well in terms of coverage, with coverage at least 93% for all designs, although they are longer than FLCI CIs. The remaining CIs, based on pointwise-in- f asymptotics, suffer from poor coverage in these alternative specifications, just like in the baseline specification in the main text.

References

- Armstrong, T. B. and Kolesár, M. (2018). Optimal inference in a class of regression models. *Econometrica*, 86(2):655–683.
- Armstrong, T. B. and Kolesár, M. (2019). Sensitivity analysis using approximate moment condition models. ArXiv: 1808.07387.
- Brown, L. D. and Low, M. G. (1996). Asymptotic equivalence of nonparametric regression and white noise. *The Annals of Statistics*, 24(6):2384–2398.
- Cai, T. T. and Low, M. G. (2004). An adaptation theory for nonparametric confidence intervals. *The Annals of Statistics*, 32(5):1805–1840.
- Calonico, S., Cattaneo, M. D., and Farrell, M. H. (2018). On the effect of bias estimation on coverage accuracy in nonparametric inference. *Journal of the American Statistical Association*, 113(522):767–779.

- Donoho, D. L. (1994). Statistical estimation and optimal recovery. *The Annals of Statistics*, 22(1):238–270.
- Donoho, D. L. and Low, M. G. (1992). Renormalization exponents and optimal pointwise rates of convergence. *The Annals of Statistics*, 20(2):944–970.
- Fan, J. and Gijbels, I. (1996). *Local Polynomial Modelling and Its Applications*. Monographs on Statistics and Applied Probability. Chapman & Hall/CRC, New York, NY.
- Guerre, E., Perrigne, I., and Vuong, Q. (2000). Optimal nonparametric estimation of first-price auctions. *Econometrica*, 68(3):525–574.
- Lepski, O. V. and Tsybakov, A. (2000). Asymptotically exact nonparametric hypothesis testing in sup-norm and at a fixed point. *Probability Theory and Related Fields*, 117(1):17–48.
- Low, M. G. (1995). Bias-variance tradeoffs in functional estimation problems. *The Annals of Statistics*, 23(3):824–835.
- Low, M. G. (1997). On nonparametric confidence intervals. *The Annals of Statistics*, 25(6):2547–2554.
- Nussbaum, M. (1996). Asymptotic equivalence of density estimation and Gaussian white noise. *The Annals of Statistics*, 24(6):2399–2430.
- Sacks, J. and Ylvisaker, D. (1978). Linear estimation for approximately linear models. *The Annals of Statistics*, 6(5):1122–1137.
- Sacks, J. and Ylvisaker, D. (1981). Asymptotically optimum kernels for density estimation at a point. *The Annals of Statistics*, 9(2):334–346.
- van der Vaart, A. W. (1998). *Asymptotic Statistics*. Cambridge University Press, New York, NY.
- van der Vaart, A. W. and Wellner, J. A. (1996). *Weak convergence and empirical processes*. Springer.

Table S1: Kernel constants for standard deviation and maximum bias of local polynomial regression estimators of order q for selected kernels. Inference at a boundary point

| Kernel ($k(u)$) | q | $\int_0^1 k_q^*(u)^2 du$ | $\mathcal{B}_{p,q}^T(k) = \int_0^1 u^p k_q^*(u) du$ | | | $\mathcal{B}_{p,q}^{\text{Höl}}(k)$ | | |
|--|-----|--------------------------|---|------------------|---------|-------------------------------------|--------------------|------------------|
| | | | $p = 1$ | $p = 2$ | $p = 3$ | $p = 1$ | $p = 2$ | $p = 3$ |
| Uniform $I\{ u \leq 1\}$ | 0 | 1 | $\frac{1}{2}$ | | | $\frac{1}{2}$ | | |
| | 1 | 4 | $\frac{16}{27}$ | $\frac{59}{162}$ | | $\frac{8}{27}$ | $\frac{1}{6}$ | |
| | 2 | 9 | 0.7055 | 0.4374 | 0.3294 | 0.2352 | $\frac{216}{3125}$ | $\frac{1}{20}$ |
| Triangular $(1 - u)_+$ | 0 | $\frac{4}{3}$ | $\frac{1}{3}$ | | | $\frac{1}{3}$ | | |
| | 1 | $\frac{24}{5}$ | $\frac{3}{8}$ | $\frac{3}{16}$ | | $\frac{27}{128}$ | $\frac{1}{10}$ | |
| | 2 | $\frac{72}{7}$ | 0.4293 | 0.2147 | 0.1400 | 0.1699 | $\frac{32}{729}$ | $\frac{1}{35}$ |
| Epanechnikov $\frac{3}{4}(1 - u^2)_+$ | 0 | $\frac{6}{5}$ | $\frac{3}{8}$ | | | $\frac{3}{8}$ | | |
| | 1 | 4.498 | 0.4382 | 0.2290 | | 0.2369 | $\frac{11}{95}$ | |
| | 2 | 9.816 | 0.5079 | 0.2662 | 0.1777 | 0.1913 | 0.0508 | $\frac{15}{448}$ |

Table S2: Kernel constants for standard deviation and maximum bias of local polynomial regression estimators of order q for selected kernels. Inference at an interior point.

| Kernel | q | $\int_{-1}^1 k_q^*(u)^2 du$ | $\mathcal{B}_{p,q}^T(k) = \int_{-1}^1 u^p k_q^*(u) du$ | | | $\mathcal{B}_{p,q}^{\text{Höl}}(k)$ | | |
|--|-----|-----------------------------|--|---------------|---------|-------------------------------------|---------------|-----------------|
| | | | $p = 1$ | $p = 2$ | $p = 3$ | $p = 1$ | $p = 2$ | $p = 3$ |
| Uniform $I\{ u \leq 1\}$ | 0 | $\frac{1}{2}$ | $\frac{1}{2}$ | | | $\frac{1}{2}$ | | |
| | 1 | $\frac{1}{2}$ | $\frac{1}{2}$ | $\frac{1}{3}$ | | $\frac{1}{2}$ | $\frac{1}{3}$ | |
| | 2 | $\frac{9}{8}$ | 0.4875 | 0.2789 | 0.1975 | 0.2898 | 0.0859 | $\frac{1}{16}$ |
| Triangular $(1 - u)_+$ | 0 | $\frac{2}{3}$ | $\frac{1}{3}$ | | | $\frac{1}{3}$ | | |
| | 1 | $\frac{2}{3}$ | $\frac{1}{3}$ | $\frac{1}{6}$ | | $\frac{1}{3}$ | $\frac{1}{6}$ | |
| | 2 | $\frac{456}{343}$ | 0.3116 | 0.1399 | 0.0844 | 0.2103 | 0.0517 | $\frac{8}{245}$ |
| Epanechnikov $\frac{3}{4}(1 - u^2)_+$ | 0 | $\frac{3}{5}$ | $\frac{3}{8}$ | | | $\frac{3}{8}$ | | |
| | 1 | $\frac{3}{5}$ | $\frac{3}{8}$ | $\frac{1}{5}$ | | $\frac{3}{8}$ | $\frac{1}{5}$ | |
| | 2 | $\frac{5}{4}$ | 0.3603 | 0.1718 | 0.1067 | 0.2347 | 0.0604 | $\frac{5}{128}$ |

Table S3: Monte Carlo simulation: baseline DGP

| Method | Bandwidth | $M = 2$ | | | | | $M = 6$ | | | | |
|---------------------------|---|---------|-------|--------|------|------|---------|-------|----------|------|------|
| | | Bias | SE | $E[h]$ | Cov | RL | Bias | SE | $E_m[h]$ | Cov | RL |
| Design 1 | | | | | | | | | | | |
| RBC | $h = \hat{h}_{PT}^*, b = \hat{b}_{PT}^*$ | 0.063 | 0.035 | 0.75 | 55.6 | 0.73 | 0.157 | 0.036 | 0.62 | 0.1 | 0.61 |
| RBC | $h = b = \hat{h}_{PT}^*$ | 0.025 | 0.042 | 0.75 | 93.1 | 0.88 | 0.042 | 0.047 | 0.62 | 89.1 | 0.78 |
| RBC | $h = \hat{h}_{CE}, b = \hat{b}_{CE}$ | 0.030 | 0.041 | 0.45 | 85.8 | 0.85 | 0.059 | 0.045 | 0.34 | 72.4 | 0.76 |
| RBC | $h = b = \hat{h}_{RMSE,2}^*$ | 0.001 | 0.061 | 0.36 | 94.5 | 1.27 | 0.002 | 0.061 | 0.36 | 94.5 | 1.01 |
| RBC | $h = b = \hat{h}_{RMSE,6}^*$ | 0.000 | 0.076 | 0.23 | 94.2 | 1.58 | 0.000 | 0.075 | 0.23 | 94.2 | 1.26 |
| RBC | $h = b = \hat{h}_{RMSE, \hat{M}_{ROT}}^*$ | 0.000 | 0.078 | 0.22 | 93.9 | 1.64 | 0.000 | 0.097 | 0.14 | 93.4 | 1.63 |
| Conventional | $\hat{h}_{PT,ROT}^*$ | 0.032 | 0.036 | 0.56 | 76.6 | 0.76 | 0.049 | 0.046 | 0.31 | 77.4 | 0.77 |
| Conventional | \hat{h}_{CE} | 0.029 | 0.039 | 0.45 | 85.2 | 0.81 | 0.058 | 0.044 | 0.34 | 72.3 | 0.74 |
| FLCI, $M = 2$ | $\hat{h}_{RMSE,2}^*$ | 0.021 | 0.043 | 0.36 | 94.9 | 1.00 | 0.065 | 0.043 | 0.36 | 75.2 | 0.80 |
| FLCI, $M = 6$ | $\hat{h}_{RMSE,6}^*$ | 0.009 | 0.054 | 0.23 | 96.6 | 1.25 | 0.028 | 0.053 | 0.23 | 94.7 | 1.00 |
| FLCI, $M = \hat{M}_{ROT}$ | $\hat{h}_{RMSE, \hat{M}_{ROT}}^*$ | 0.008 | 0.056 | 0.22 | 95.6 | 1.29 | 0.010 | 0.069 | 0.14 | 96.3 | 1.30 |
| Design 2 | | | | | | | | | | | |
| RBC | $h = \hat{h}_{PT}^*, b = \hat{b}_{PT}^*$ | 0.043 | 0.035 | 0.77 | 75.9 | 0.72 | 0.129 | 0.035 | 0.77 | 4.6 | 0.58 |
| RBC | $h = b = \hat{h}_{PT}^*$ | 0.026 | 0.041 | 0.77 | 90.9 | 0.87 | 0.077 | 0.042 | 0.77 | 53.0 | 0.70 |
| RBC | $h = \hat{h}_{CE}, b = \hat{b}_{CE}$ | 0.028 | 0.040 | 0.49 | 87.4 | 0.83 | 0.074 | 0.041 | 0.44 | 54.1 | 0.69 |
| RBC | $h = b = \hat{h}_{RMSE,2}^*$ | 0.002 | 0.061 | 0.36 | 94.5 | 1.27 | 0.006 | 0.061 | 0.36 | 94.4 | 1.01 |
| RBC | $h = b = \hat{h}_{RMSE,6}^*$ | 0.000 | 0.076 | 0.23 | 94.2 | 1.58 | 0.000 | 0.075 | 0.23 | 94.2 | 1.26 |
| RBC | $h = b = \hat{h}_{RMSE, \hat{M}_{ROT}}^*$ | 0.001 | 0.068 | 0.30 | 94.0 | 1.43 | 0.000 | 0.083 | 0.20 | 93.8 | 1.38 |
| Conventional | $\hat{h}_{PT,ROT}^*$ | 0.032 | 0.032 | 0.78 | 74.4 | 0.67 | 0.073 | 0.040 | 0.44 | 53.0 | 0.66 |
| Conventional | \hat{h}_{CE} | 0.028 | 0.037 | 0.49 | 85.9 | 0.78 | 0.076 | 0.039 | 0.44 | 50.1 | 0.66 |
| FLCI, $M = 2$ | $\hat{h}_{RMSE,2}^*$ | 0.020 | 0.043 | 0.36 | 95.1 | 1.00 | 0.061 | 0.043 | 0.36 | 78.1 | 0.80 |
| FLCI, $M = 6$ | $\hat{h}_{RMSE,6}^*$ | 0.009 | 0.054 | 0.23 | 96.6 | 1.25 | 0.028 | 0.053 | 0.23 | 94.7 | 1.00 |
| FLCI, $M = \hat{M}_{ROT}$ | $\hat{h}_{RMSE, \hat{M}_{ROT}}^*$ | 0.013 | 0.048 | 0.30 | 94.3 | 1.13 | 0.020 | 0.059 | 0.20 | 94.3 | 1.10 |

Monte Carlo simulation: baseline DGP (continued)

| Method | Bandwidth | $M = 2$ | | | | | $M = 6$ | | | | |
|---------------------------|---|---------|-------|--------|------|------|---------|-------|----------|------|------|
| | | Bias | SE | $E[h]$ | Cov | RL | Bias | SE | $E_m[h]$ | Cov | RL |
| Design 3 | | | | | | | | | | | |
| RBC | $h = \hat{h}_{PT}^*, b = \hat{b}_{PT}^*$ | -0.043 | 0.035 | 0.77 | 75.7 | 0.72 | -0.123 | 0.035 | 0.74 | 9.9 | 0.59 |
| RBC | $h = b = \hat{h}_{PT}^*$ | -0.024 | 0.042 | 0.77 | 90.8 | 0.87 | -0.066 | 0.043 | 0.74 | 60.3 | 0.71 |
| RBC | $h = \hat{h}_{CE}, b = \hat{b}_{CE}$ | -0.026 | 0.040 | 0.49 | 88.1 | 0.83 | -0.063 | 0.043 | 0.43 | 64.2 | 0.71 |
| RBC | $h = b = \hat{h}_{RMSE,2}^*$ | -0.002 | 0.061 | 0.36 | 94.5 | 1.27 | -0.007 | 0.061 | 0.36 | 94.4 | 1.01 |
| RBC | $h = b = \hat{h}_{RMSE,6}^*$ | 0.000 | 0.076 | 0.23 | 94.2 | 1.58 | 0.000 | 0.075 | 0.23 | 94.2 | 1.26 |
| RBC | $h = b = \hat{h}_{RMSE, \hat{M}_{ROT}}^*$ | 0.000 | 0.074 | 0.25 | 94.2 | 1.54 | 0.000 | 0.092 | 0.16 | 93.6 | 1.54 |
| Conventional | $\hat{h}_{PT,ROT}^*$ | -0.032 | 0.033 | 0.72 | 74.7 | 0.69 | -0.065 | 0.042 | 0.39 | 62.0 | 0.70 |
| Conventional | \hat{h}_{CE} | -0.028 | 0.037 | 0.49 | 85.7 | 0.78 | -0.074 | 0.040 | 0.43 | 52.0 | 0.66 |
| FLCI, $M = 2$ | $\hat{h}_{RMSE,2}^*$ | -0.020 | 0.043 | 0.36 | 95.0 | 1.00 | -0.060 | 0.043 | 0.36 | 78.1 | 0.80 |
| FLCI, $M = 6$ | $\hat{h}_{RMSE,6}^*$ | -0.009 | 0.054 | 0.23 | 96.5 | 1.25 | -0.027 | 0.053 | 0.23 | 94.7 | 1.00 |
| FLCI, $M = \hat{M}_{ROT}$ | $\hat{h}_{RMSE, \hat{M}_{ROT}}^*$ | -0.010 | 0.052 | 0.25 | 95.6 | 1.22 | -0.013 | 0.065 | 0.16 | 96.1 | 1.22 |

Legend: SE—average standard error; $E[h]$ —average (over Monte Carlo draws) bandwidth; Cov—coverage of CIs (in %); RL—relative (to optimal FLCI) length.

Bandwidth descriptions: \hat{h}_{PT}^* —plugin estimate of pointwise MSE optimal bandwidth (bw); \hat{b}_{PT}^* —analog for estimate of the bias; \hat{h}_{CE} —plugin estimate of coverage error optimal bw; \hat{b}_{CE} —analog for estimate of the bias; The implementation of [Calonico et al. \(2018\)](#) is used for all four bws. $\hat{h}_{RMSE,2}^*$, $\hat{h}_{RMSE,6}^*$ —RMSE optimal bw, assuming $M = 2$, and $M = 6$, respectively. $\hat{h}_{PT,ROT}^*$ —[Fan and Gijbels \(1996\)](#) rule of thumb; $\hat{h}_{RMSE, \hat{M}_{ROT}}^*$ —RMSE optimal bw, using rule-of-thumb for M . 50,000 Monte Carlo draws.

Table S4: Monte Carlo simulation: beta distribution for x_i

| Method | Bandwidth | $M = 2$ | | | | | $M = 6$ | | | | |
|---------------------------|---|---------|-------|--------|------|------|---------|-------|----------|------|------|
| | | Bias | SE | $E[h]$ | Cov | RL | Bias | SE | $E_m[h]$ | Cov | RL |
| Design 1 | | | | | | | | | | | |
| RBC | $h = \hat{h}_{PT}^*, b = \hat{b}_{PT}^*$ | 0.030 | 0.037 | 0.56 | 85.6 | 0.83 | 0.056 | 0.041 | 0.43 | 64.8 | 0.74 |
| RBC | $h = b = \hat{h}_{PT}^*$ | 0.009 | 0.044 | 0.56 | 93.7 | 0.98 | 0.009 | 0.050 | 0.43 | 91.7 | 0.92 |
| RBC | $h = \hat{h}_{CE}, b = \hat{b}_{CE}$ | 0.009 | 0.044 | 0.38 | 93.1 | 0.99 | 0.011 | 0.049 | 0.29 | 92.6 | 0.90 |
| RBC | $h = b = \hat{h}_{RMSE,2}^*$ | 0.001 | 0.054 | 0.36 | 94.6 | 1.21 | 0.003 | 0.054 | 0.37 | 94.6 | 0.98 |
| RBC | $h = b = \hat{h}_{RMSE,6}^*$ | 0.000 | 0.068 | 0.23 | 94.3 | 1.53 | 0.000 | 0.068 | 0.23 | 94.4 | 1.24 |
| RBC | $h = b = \hat{h}_{RMSE, \hat{M}_{ROT}}^*$ | 0.000 | 0.073 | 0.21 | 94.1 | 1.62 | 0.000 | 0.089 | 0.14 | 93.8 | 1.61 |
| Conventional | $\hat{h}_{PT,ROT}^*$ | 0.025 | 0.038 | 0.53 | 85.6 | 0.84 | 0.038 | 0.045 | 0.29 | 83.8 | 0.82 |
| Conventional | \hat{h}_{CE} | 0.019 | 0.040 | 0.38 | 90.3 | 0.90 | 0.038 | 0.045 | 0.29 | 82.4 | 0.81 |
| FLCI, $M = 2$ | $\hat{h}_{RMSE,2}^*$ | 0.019 | 0.041 | 0.36 | 94.7 | 1.00 | 0.058 | 0.041 | 0.37 | 77.0 | 0.81 |
| FLCI, $M = 6$ | $\hat{h}_{RMSE,6}^*$ | 0.009 | 0.050 | 0.23 | 96.5 | 1.23 | 0.025 | 0.050 | 0.23 | 94.7 | 1.00 |
| FLCI, $M = \hat{M}_{ROT}$ | $\hat{h}_{RMSE, \hat{M}_{ROT}}^*$ | 0.007 | 0.053 | 0.21 | 96.1 | 1.31 | 0.009 | 0.064 | 0.14 | 96.3 | 1.29 |
| Design 2 | | | | | | | | | | | |
| RBC | $h = \hat{h}_{PT}^*, b = \hat{b}_{PT}^*$ | 0.027 | 0.037 | 0.57 | 88.0 | 0.82 | 0.073 | 0.038 | 0.53 | 49.0 | 0.68 |
| RBC | $h = b = \hat{h}_{PT}^*$ | 0.013 | 0.043 | 0.57 | 93.2 | 0.97 | 0.032 | 0.045 | 0.53 | 84.3 | 0.82 |
| RBC | $h = \hat{h}_{CE}, b = \hat{b}_{CE}$ | 0.014 | 0.043 | 0.40 | 92.7 | 0.96 | 0.032 | 0.045 | 0.36 | 84.8 | 0.83 |
| RBC | $h = b = \hat{h}_{RMSE,2}^*$ | 0.003 | 0.054 | 0.36 | 94.6 | 1.21 | 0.007 | 0.054 | 0.37 | 94.5 | 0.98 |
| RBC | $h = b = \hat{h}_{RMSE,6}^*$ | 0.000 | 0.068 | 0.23 | 94.3 | 1.53 | 0.000 | 0.068 | 0.23 | 94.4 | 1.24 |
| RBC | $h = b = \hat{h}_{RMSE, \hat{M}_{ROT}}^*$ | 0.001 | 0.068 | 0.25 | 94.2 | 1.51 | 0.001 | 0.075 | 0.20 | 94.0 | 1.35 |
| Conventional | $\hat{h}_{PT,ROT}^*$ | 0.026 | 0.035 | 0.70 | 85.1 | 0.79 | 0.060 | 0.039 | 0.43 | 62.8 | 0.71 |
| Conventional | \hat{h}_{CE} | 0.019 | 0.039 | 0.40 | 90.8 | 0.88 | 0.050 | 0.041 | 0.36 | 72.2 | 0.75 |
| FLCI, $M = 2$ | $\hat{h}_{RMSE,2}^*$ | 0.018 | 0.041 | 0.36 | 94.9 | 1.00 | 0.055 | 0.041 | 0.37 | 79.1 | 0.81 |
| FLCI, $M = 6$ | $\hat{h}_{RMSE,6}^*$ | 0.009 | 0.050 | 0.23 | 96.5 | 1.23 | 0.025 | 0.050 | 0.23 | 94.7 | 1.00 |
| FLCI, $M = \hat{M}_{ROT}$ | $\hat{h}_{RMSE, \hat{M}_{ROT}}^*$ | 0.009 | 0.049 | 0.25 | 95.7 | 1.22 | 0.019 | 0.054 | 0.20 | 94.2 | 1.09 |

Monte Carlo simulation: beta distribution for x_i (continued)

| Method | Bandwidth | $M = 2$ | | | | | $M = 6$ | | | | |
|----------------------------------|--|---------|-------|--------|------|------|---------|-------|----------|------|------|
| | | Bias | SE | $E[h]$ | Cov | RL | Bias | SE | $E_m[h]$ | Cov | RL |
| Design 3 | | | | | | | | | | | |
| RBC | $h = \hat{h}_{\text{PT}}^*, b = \hat{b}_{\text{PT}}^*$ | -0.031 | 0.037 | 0.55 | 86.2 | 0.83 | -0.070 | 0.039 | 0.49 | 52.9 | 0.71 |
| RBC | $h = b = \hat{h}_{\text{PT}}^*$ | -0.012 | 0.044 | 0.55 | 93.9 | 0.98 | -0.024 | 0.047 | 0.49 | 89.4 | 0.85 |
| RBC | $h = \hat{h}_{\text{CE}}, b = \hat{b}_{\text{CE}}$ | -0.011 | 0.044 | 0.39 | 92.9 | 0.99 | -0.018 | 0.049 | 0.31 | 91.3 | 0.89 |
| RBC | $h = b = \hat{h}_{\text{RMSE},2}^*$ | -0.002 | 0.054 | 0.36 | 94.6 | 1.21 | -0.007 | 0.054 | 0.37 | 94.5 | 0.98 |
| RBC | $h = b = \hat{h}_{\text{RMSE},6}^*$ | 0.000 | 0.068 | 0.23 | 94.3 | 1.53 | 0.000 | 0.068 | 0.23 | 94.3 | 1.24 |
| RBC | $h = b = \hat{h}_{\text{RMSE},\hat{M}_{\text{ROT}}}^*$ | 0.000 | 0.072 | 0.22 | 94.2 | 1.60 | 0.000 | 0.085 | 0.15 | 93.9 | 1.54 |
| Conventional | $\hat{h}_{\text{PT,ROT}}^*$ | -0.025 | 0.036 | 0.65 | 85.3 | 0.80 | -0.051 | 0.041 | 0.37 | 72.1 | 0.75 |
| Conventional | \hat{h}_{CE} | -0.018 | 0.040 | 0.39 | 91.3 | 0.89 | -0.040 | 0.044 | 0.31 | 81.6 | 0.79 |
| FLCI, $M = 2$ | $\hat{h}_{\text{RMSE},2}^*$ | -0.018 | 0.041 | 0.36 | 95.1 | 1.00 | -0.054 | 0.041 | 0.37 | 79.6 | 0.81 |
| FLCI, $M = 6$ | $\hat{h}_{\text{RMSE},6}^*$ | -0.008 | 0.050 | 0.23 | 96.6 | 1.23 | -0.024 | 0.050 | 0.23 | 94.8 | 1.00 |
| FLCI, $M = \hat{M}_{\text{ROT}}$ | $\hat{h}_{\text{RMSE},\hat{M}_{\text{ROT}}}^*$ | -0.007 | 0.052 | 0.22 | 96.1 | 1.29 | -0.011 | 0.061 | 0.15 | 96.3 | 1.23 |

Legend: SE—average standard error; $E[h]$ —average (over Monte Carlo draws) bandwidth; Cov—coverage of CIs (in %); RL—relative (to optimal FLCI) length.

Bandwidth descriptions: \hat{h}_{PT}^* —plugin estimate of pointwise MSE optimal bandwidth (bw); \hat{b}_{PT}^* —analog for estimate of the bias; \hat{h}_{CE} —plugin estimate of coverage error optimal bw; \hat{b}_{CE} —analog for estimate of the bias; The implementation of [Calonico et al. \(2018\)](#) is used for all four bws. $\hat{h}_{\text{RMSE},2}^*$, $\hat{h}_{\text{RMSE},6}^*$ —RMSE optimal bw, assuming $M = 2$, and $M = 6$, respectively. $\hat{h}_{\text{PT,ROT}}^*$ —[Fan and Gijbels \(1996\)](#) rule of thumb; $\hat{h}_{\text{RMSE},\hat{M}_{\text{ROT}}}^*$ —RMSE optimal bw, using rule-of-thumb for M . 50,000 Monte Carlo draws.

Table S5: Monte Carlo simulation: heteroskedastic errors

| Method | Bandwidth | $M = 2$ | | | | | $M = 6$ | | | | |
|---------------------------|---|---------|-------|--------|------|------|---------|-------|----------|------|------|
| | | Bias | SE | $E[h]$ | Cov | RL | Bias | SE | $E_m[h]$ | Cov | RL |
| Design 1 | | | | | | | | | | | |
| RBC | $h = \hat{h}_{PT}^*, b = \hat{b}_{PT}^*$ | 0.058 | 0.049 | 0.69 | 78.8 | 0.83 | 0.160 | 0.050 | 0.63 | 6.7 | 0.70 |
| RBC | $h = b = \hat{h}_{PT}^*$ | 0.019 | 0.058 | 0.69 | 94.3 | 0.97 | 0.044 | 0.060 | 0.63 | 91.0 | 0.84 |
| RBC | $h = \hat{h}_{CE}, b = \hat{b}_{CE}$ | 0.029 | 0.054 | 0.45 | 90.4 | 0.91 | 0.065 | 0.057 | 0.37 | 76.3 | 0.80 |
| RBC | $h = b = \hat{h}_{RMSE,2}^*$ | 0.003 | 0.070 | 0.43 | 94.5 | 1.17 | 0.006 | 0.070 | 0.42 | 94.5 | 0.99 |
| RBC | $h = b = \hat{h}_{RMSE,6}^*$ | 0.000 | 0.083 | 0.28 | 94.4 | 1.40 | 0.000 | 0.084 | 0.27 | 94.4 | 1.18 |
| RBC | $h = b = \hat{h}_{RMSE, \hat{M}_{ROT}}^*$ | 0.001 | 0.087 | 0.27 | 94.2 | 1.46 | 0.000 | 0.105 | 0.16 | 93.8 | 1.47 |
| Conventional | $\hat{h}_{PT,ROT}^*$ | 0.038 | 0.045 | 0.73 | 81.1 | 0.76 | 0.074 | 0.053 | 0.40 | 67.6 | 0.75 |
| Conventional | \hat{h}_{CE} | 0.028 | 0.051 | 0.45 | 89.8 | 0.86 | 0.064 | 0.055 | 0.37 | 75.1 | 0.77 |
| FLCI, $M = 2$ | $\hat{h}_{RMSE,2}^*$ | 0.029 | 0.052 | 0.43 | 95.1 | 1.00 | 0.083 | 0.052 | 0.42 | 73.6 | 0.83 |
| FLCI, $M = 6$ | $\hat{h}_{RMSE,6}^*$ | 0.013 | 0.061 | 0.28 | 97.3 | 1.20 | 0.036 | 0.062 | 0.27 | 94.8 | 1.00 |
| FLCI, $M = \hat{M}_{ROT}$ | $\hat{h}_{RMSE, \hat{M}_{ROT}}^*$ | 0.012 | 0.064 | 0.27 | 96.4 | 1.25 | 0.013 | 0.077 | 0.16 | 96.9 | 1.25 |
| Design 2 | | | | | | | | | | | |
| RBC | $h = \hat{h}_{PT}^*, b = \hat{b}_{PT}^*$ | 0.040 | 0.049 | 0.69 | 87.2 | 0.83 | 0.121 | 0.049 | 0.69 | 29.9 | 0.69 |
| RBC | $h = b = \hat{h}_{PT}^*$ | 0.022 | 0.058 | 0.69 | 93.5 | 0.97 | 0.064 | 0.058 | 0.69 | 79.9 | 0.81 |
| RBC | $h = \hat{h}_{CE}, b = \hat{b}_{CE}$ | 0.026 | 0.054 | 0.46 | 91.4 | 0.90 | 0.074 | 0.054 | 0.44 | 69.6 | 0.76 |
| RBC | $h = b = \hat{h}_{RMSE,2}^*$ | 0.005 | 0.069 | 0.43 | 94.5 | 1.16 | 0.014 | 0.070 | 0.43 | 94.0 | 0.98 |
| RBC | $h = b = \hat{h}_{RMSE,6}^*$ | 0.000 | 0.083 | 0.28 | 94.4 | 1.39 | 0.001 | 0.083 | 0.27 | 94.4 | 1.17 |
| RBC | $h = b = \hat{h}_{RMSE, \hat{M}_{ROT}}^*$ | 0.003 | 0.081 | 0.31 | 94.5 | 1.36 | 0.003 | 0.090 | 0.24 | 93.5 | 1.26 |
| Conventional | $\hat{h}_{PT,ROT}^*$ | 0.034 | 0.043 | 0.85 | 84.1 | 0.73 | 0.091 | 0.047 | 0.61 | 49.6 | 0.66 |
| Conventional | \hat{h}_{CE} | 0.027 | 0.050 | 0.46 | 90.7 | 0.85 | 0.076 | 0.051 | 0.44 | 65.0 | 0.72 |
| FLCI, $M = 2$ | $\hat{h}_{RMSE,2}^*$ | 0.026 | 0.051 | 0.43 | 95.6 | 1.00 | 0.076 | 0.052 | 0.43 | 77.7 | 0.83 |
| FLCI, $M = 6$ | $\hat{h}_{RMSE,6}^*$ | 0.013 | 0.061 | 0.28 | 97.3 | 1.20 | 0.037 | 0.061 | 0.27 | 94.8 | 1.00 |
| FLCI, $M = \hat{M}_{ROT}$ | $\hat{h}_{RMSE, \hat{M}_{ROT}}^*$ | 0.015 | 0.060 | 0.31 | 96.5 | 1.18 | 0.029 | 0.066 | 0.24 | 92.8 | 1.08 |

Monte Carlo simulation: heteroskedastic errors (continued)

| Method | Bandwidth | $M = 2$ | | | | | $M = 6$ | | | | |
|---------------------------|---|---------|-------|--------|------|------|---------|-------|----------|------|------|
| | | Bias | SE | $E[h]$ | Cov | RL | Bias | SE | $E_m[h]$ | Cov | RL |
| Design 3 | | | | | | | | | | | |
| RBC | $h = \hat{h}_{PT}^*, b = \hat{b}_{PT}^*$ | -0.040 | 0.049 | 0.69 | 87.2 | 0.83 | -0.118 | 0.049 | 0.69 | 33.2 | 0.69 |
| RBC | $h = b = \hat{h}_{PT}^*$ | -0.020 | 0.058 | 0.69 | 93.4 | 0.97 | -0.058 | 0.058 | 0.69 | 81.1 | 0.81 |
| RBC | $h = \hat{h}_{CE}, b = \hat{b}_{CE}$ | -0.024 | 0.054 | 0.46 | 91.4 | 0.90 | -0.066 | 0.055 | 0.44 | 74.3 | 0.77 |
| RBC | $h = b = \hat{h}_{RMSE,2}^*$ | -0.005 | 0.069 | 0.43 | 94.5 | 1.17 | -0.014 | 0.070 | 0.42 | 93.9 | 0.98 |
| RBC | $h = b = \hat{h}_{RMSE,6}^*$ | 0.000 | 0.083 | 0.28 | 94.4 | 1.39 | -0.001 | 0.084 | 0.27 | 94.3 | 1.17 |
| RBC | $h = b = \hat{h}_{RMSE, \hat{M}_{ROT}}^*$ | -0.002 | 0.084 | 0.29 | 94.4 | 1.41 | -0.001 | 0.099 | 0.19 | 93.9 | 1.38 |
| Conventional | $\hat{h}_{PT,ROT}^*$ | -0.035 | 0.044 | 0.82 | 83.2 | 0.73 | -0.085 | 0.049 | 0.53 | 56.2 | 0.69 |
| Conventional | \hat{h}_{CE} | -0.026 | 0.050 | 0.46 | 90.4 | 0.85 | -0.075 | 0.052 | 0.44 | 65.1 | 0.72 |
| FLCI, $M = 2$ | $\hat{h}_{RMSE,2}^*$ | -0.026 | 0.051 | 0.43 | 95.6 | 1.00 | -0.075 | 0.052 | 0.42 | 78.2 | 0.83 |
| FLCI, $M = 6$ | $\hat{h}_{RMSE,6}^*$ | -0.013 | 0.061 | 0.28 | 97.2 | 1.20 | -0.037 | 0.062 | 0.27 | 94.7 | 1.00 |
| FLCI, $M = \hat{M}_{ROT}$ | $\hat{h}_{RMSE, \hat{M}_{ROT}}^*$ | -0.013 | 0.062 | 0.29 | 96.8 | 1.22 | -0.018 | 0.072 | 0.19 | 96.5 | 1.18 |

Legend: SE—average standard error; $E[h]$ —average (over Monte Carlo draws) bandwidth; Cov—coverage of CIs (in %); RL—relative (to optimal FLCI) length.

Bandwidth descriptions: \hat{h}_{PT}^* —plugin estimate of pointwise MSE optimal bandwidth (bw); \hat{b}_{PT}^* —analog for estimate of the bias; \hat{h}_{CE} —plugin estimate of coverage error optimal bw; \hat{b}_{CE} —analog for estimate of the bias; The implementation of [Calonico et al. \(2018\)](#) is used for all four bws. $\hat{h}_{RMSE,2}^*$, $\hat{h}_{RMSE,6}^*$ —RMSE optimal bw, assuming $M = 2$, and $M = 6$, respectively. $\hat{h}_{PT,ROT}^*$ —[Fan and Gijbels \(1996\)](#) rule of thumb; $\hat{h}_{RMSE, \hat{M}_{ROT}}^*$ —RMSE optimal bw, using rule-of-thumb for M . 50,000 Monte Carlo draws.

Table S6: Monte Carlo simulation: heteroskedastic errors and beta distribution for x_i

| Method | Bandwidth | $M = 2$ | | | | | $M = 6$ | | | | |
|---------------------------|---|---------|-------|--------|------|------|---------|-------|----------|------|------|
| | | Bias | SE | $E[h]$ | Cov | RL | Bias | SE | $E_m[h]$ | Cov | RL |
| Design 1 | | | | | | | | | | | |
| RBC | $h = \hat{h}_{PT}^*, b = \hat{b}_{PT}^*$ | 0.027 | 0.050 | 0.50 | 90.8 | 0.90 | 0.062 | 0.052 | 0.44 | 72.1 | 0.79 |
| RBC | $h = b = \hat{h}_{PT}^*$ | 0.006 | 0.059 | 0.50 | 94.5 | 1.05 | 0.011 | 0.062 | 0.44 | 93.0 | 0.94 |
| RBC | $h = \hat{h}_{CE}, b = \hat{b}_{CE}$ | 0.009 | 0.057 | 0.37 | 94.0 | 1.03 | 0.015 | 0.060 | 0.31 | 92.4 | 0.92 |
| RBC | $h = b = \hat{h}_{RMSE,2}^*$ | 0.003 | 0.062 | 0.44 | 94.6 | 1.11 | 0.008 | 0.062 | 0.43 | 94.4 | 0.95 |
| RBC | $h = b = \hat{h}_{RMSE,6}^*$ | 0.000 | 0.075 | 0.27 | 94.5 | 1.35 | 0.000 | 0.076 | 0.26 | 94.5 | 1.16 |
| RBC | $h = b = \hat{h}_{RMSE, \hat{M}_{ROT}}^*$ | 0.001 | 0.083 | 0.23 | 94.3 | 1.50 | 0.001 | 0.096 | 0.16 | 94.0 | 1.46 |
| Conventional | $\hat{h}_{PT,ROT}^*$ | 0.029 | 0.048 | 0.64 | 88.3 | 0.86 | 0.054 | 0.052 | 0.36 | 78.5 | 0.80 |
| Conventional | \hat{h}_{CE} | 0.018 | 0.052 | 0.37 | 92.4 | 0.94 | 0.043 | 0.055 | 0.31 | 84.0 | 0.83 |
| FLCI, $M = 2$ | $\hat{h}_{RMSE,2}^*$ | 0.025 | 0.049 | 0.44 | 94.9 | 1.00 | 0.073 | 0.050 | 0.43 | 76.0 | 0.85 |
| FLCI, $M = 6$ | $\hat{h}_{RMSE,6}^*$ | 0.012 | 0.057 | 0.27 | 97.1 | 1.18 | 0.033 | 0.058 | 0.26 | 94.7 | 1.00 |
| FLCI, $M = \hat{M}_{ROT}$ | $\hat{h}_{RMSE, \hat{M}_{ROT}}^*$ | 0.008 | 0.063 | 0.23 | 97.0 | 1.31 | 0.013 | 0.070 | 0.16 | 96.8 | 1.24 |
| Design 2 | | | | | | | | | | | |
| RBC | $h = \hat{h}_{PT}^*, b = \hat{b}_{PT}^*$ | 0.024 | 0.050 | 0.50 | 91.8 | 0.89 | 0.069 | 0.050 | 0.49 | 69.8 | 0.76 |
| RBC | $h = b = \hat{h}_{PT}^*$ | 0.010 | 0.058 | 0.50 | 94.3 | 1.05 | 0.025 | 0.059 | 0.49 | 91.3 | 0.90 |
| RBC | $h = \hat{h}_{CE}, b = \hat{b}_{CE}$ | 0.012 | 0.057 | 0.37 | 93.8 | 1.02 | 0.032 | 0.058 | 0.36 | 89.0 | 0.88 |
| RBC | $h = b = \hat{h}_{RMSE,2}^*$ | 0.006 | 0.061 | 0.44 | 94.5 | 1.10 | 0.017 | 0.062 | 0.44 | 93.6 | 0.94 |
| RBC | $h = b = \hat{h}_{RMSE,6}^*$ | 0.001 | 0.075 | 0.27 | 94.5 | 1.35 | 0.001 | 0.075 | 0.27 | 94.5 | 1.15 |
| RBC | $h = b = \hat{h}_{RMSE, \hat{M}_{ROT}}^*$ | 0.001 | 0.081 | 0.25 | 94.3 | 1.46 | 0.002 | 0.085 | 0.22 | 94.0 | 1.29 |
| Conventional | $\hat{h}_{PT,ROT}^*$ | 0.028 | 0.047 | 0.73 | 89.6 | 0.84 | 0.072 | 0.048 | 0.57 | 64.1 | 0.74 |
| Conventional | \hat{h}_{CE} | 0.018 | 0.052 | 0.37 | 92.7 | 0.93 | 0.050 | 0.053 | 0.36 | 80.8 | 0.80 |
| FLCI, $M = 2$ | $\hat{h}_{RMSE,2}^*$ | 0.023 | 0.049 | 0.44 | 95.4 | 1.00 | 0.068 | 0.049 | 0.44 | 79.3 | 0.85 |
| FLCI, $M = 6$ | $\hat{h}_{RMSE,6}^*$ | 0.012 | 0.057 | 0.27 | 97.1 | 1.18 | 0.034 | 0.057 | 0.27 | 94.8 | 1.00 |

Monte Carlo simulation: heteroskedastic errors and beta distribution for x_i (continued)

| Method | Bandwidth | $M = 2$ | | | | | $M = 6$ | | | | |
|----------------------------------|---|---------|-------|--------|------|------|---------|-------|----------|------|------|
| | | Bias | SE | $E[h]$ | Cov | RL | Bias | SE | $E_m[h]$ | Cov | RL |
| FLCI, $M = \hat{M}_{\text{ROT}}$ | $\hat{h}_{\text{RMSE}, \hat{M}_{\text{ROT}}}^*$ | 0.009 | 0.061 | 0.25 | 97.1 | 1.27 | 0.023 | 0.063 | 0.22 | 94.8 | 1.12 |
| Design 3 | | | | | | | | | | | |
| RBC | $h = \hat{h}_{\text{PT}}^*, b = \hat{b}_{\text{PT}}^*$ | -0.027 | 0.050 | 0.50 | 91.0 | 0.90 | -0.071 | 0.051 | 0.47 | 69.0 | 0.78 |
| RBC | $h = b = \hat{h}_{\text{PT}}^*$ | -0.008 | 0.059 | 0.50 | 94.5 | 1.05 | -0.020 | 0.060 | 0.47 | 92.8 | 0.92 |
| RBC | $h = \hat{h}_{\text{CE}}, b = \hat{b}_{\text{CE}}$ | -0.011 | 0.057 | 0.37 | 93.8 | 1.03 | -0.021 | 0.060 | 0.32 | 91.6 | 0.92 |
| RBC | $h = b = \hat{h}_{\text{RMSE}, 2}^*$ | -0.005 | 0.061 | 0.44 | 94.6 | 1.10 | -0.016 | 0.062 | 0.44 | 93.7 | 0.94 |
| RBC | $h = b = \hat{h}_{\text{RMSE}, 6}^*$ | 0.000 | 0.075 | 0.27 | 94.5 | 1.35 | 0.000 | 0.076 | 0.27 | 94.5 | 1.15 |
| RBC | $h = b = \hat{h}_{\text{RMSE}, \hat{M}_{\text{ROT}}}^*$ | 0.000 | 0.083 | 0.23 | 94.3 | 1.49 | 0.000 | 0.092 | 0.17 | 94.2 | 1.40 |
| Conventional | $\hat{h}_{\text{PT}, \text{ROT}}^*$ | -0.027 | 0.047 | 0.70 | 89.4 | 0.85 | -0.066 | 0.050 | 0.49 | 69.4 | 0.76 |
| Conventional | \hat{h}_{CE} | -0.017 | 0.052 | 0.37 | 93.0 | 0.93 | -0.043 | 0.054 | 0.32 | 84.5 | 0.82 |
| FLCI, $M = 2$ | $\hat{h}_{\text{RMSE}, 2}^*$ | -0.022 | 0.049 | 0.44 | 95.5 | 1.00 | -0.067 | 0.049 | 0.44 | 79.9 | 0.85 |
| FLCI, $M = 6$ | $\hat{h}_{\text{RMSE}, 6}^*$ | -0.011 | 0.057 | 0.27 | 97.2 | 1.18 | -0.032 | 0.057 | 0.27 | 94.9 | 1.00 |
| FLCI, $M = \hat{M}_{\text{ROT}}$ | $\hat{h}_{\text{RMSE}, \hat{M}_{\text{ROT}}}^*$ | -0.008 | 0.062 | 0.23 | 97.1 | 1.30 | -0.014 | 0.068 | 0.17 | 96.8 | 1.21 |

Legend: SE—average standard error; $E[h]$ —average (over Monte Carlo draws) bandwidth; Cov—coverage of CIs (in %); RL—relative (to optimal FLCI) length.

Bandwidth descriptions: \hat{h}_{PT}^* —plugin estimate of pointwise MSE optimal bandwidth (bw); \hat{b}_{PT}^* —analog for estimate of the bias; \hat{h}_{CE} —plugin estimate of coverage error optimal bw; \hat{b}_{CE} —analog for estimate of the bias; The implementation of [Calonico et al. \(2018\)](#) is used for all four bws. $\hat{h}_{\text{RMSE}, 2}^*$, $\hat{h}_{\text{RMSE}, 6}^*$ —RMSE optimal bw, assuming $M = 2$, and $M = 6$, respectively. $\hat{h}_{\text{PT}, \text{ROT}}^*$ —[Fan and Gijbels \(1996\)](#) rule of thumb; $\hat{h}_{\text{RMSE}, \hat{M}_{\text{ROT}}}^*$ —RMSE optimal bw, using rule-of-thumb for M . 50,000 Monte Carlo draws.

Table S7: Monte Carlo simulation: log-normal errors

| Method | Bandwidth | $M = 2$ | | | | | $M = 6$ | | | | |
|---------------------------|---|---------|-------|--------|------|------|---------|-------|----------|------|------|
| | | Bias | SE | $E[h]$ | Cov | RL | Bias | SE | $E_m[h]$ | Cov | RL |
| Design 1 | | | | | | | | | | | |
| RBC | $h = \hat{h}_{PT}^*, b = \hat{b}_{PT}^*$ | 0.062 | 0.034 | 0.73 | 57.3 | 0.73 | 0.151 | 0.035 | 0.60 | 0.2 | 0.62 |
| RBC | $h = b = \hat{h}_{PT}^*$ | 0.022 | 0.041 | 0.73 | 94.5 | 0.88 | 0.036 | 0.045 | 0.60 | 91.5 | 0.78 |
| RBC | $h = \hat{h}_{CE}, b = \hat{b}_{CE}$ | 0.042 | 0.037 | 0.55 | 83.0 | 0.79 | 0.111 | 0.037 | 0.50 | 18.8 | 0.66 |
| RBC | $h = b = \hat{h}_{RMSE,2}^*$ | 0.001 | 0.058 | 0.35 | 91.1 | 1.24 | 0.003 | 0.057 | 0.35 | 91.5 | 1.01 |
| RBC | $h = b = \hat{h}_{RMSE,6}^*$ | 0.000 | 0.070 | 0.23 | 89.7 | 1.52 | 0.000 | 0.070 | 0.23 | 89.6 | 1.23 |
| RBC | $h = b = \hat{h}_{RMSE, \hat{M}_{ROT}}^*$ | 0.000 | 0.072 | 0.22 | 89.3 | 1.56 | 0.000 | 0.087 | 0.14 | 87.6 | 1.54 |
| Conventional | $\hat{h}_{PT,ROT}^*$ | 0.032 | 0.034 | 0.55 | 78.7 | 0.74 | 0.048 | 0.044 | 0.31 | 82.2 | 0.77 |
| Conventional | \hat{h}_{CE} | 0.041 | 0.034 | 0.55 | 81.2 | 0.73 | 0.107 | 0.035 | 0.50 | 16.4 | 0.61 |
| FLCI, $M = 2$ | $\hat{h}_{RMSE,2}^*$ | 0.021 | 0.041 | 0.35 | 96.2 | 1.00 | 0.062 | 0.041 | 0.35 | 79.1 | 0.81 |
| FLCI, $M = 6$ | $\hat{h}_{RMSE,6}^*$ | 0.009 | 0.051 | 0.23 | 95.5 | 1.23 | 0.027 | 0.050 | 0.23 | 96.2 | 1.00 |
| FLCI, $M = \hat{M}_{ROT}$ | $\hat{h}_{RMSE, \hat{M}_{ROT}}^*$ | 0.007 | 0.052 | 0.22 | 94.6 | 1.27 | 0.010 | 0.064 | 0.14 | 94.8 | 1.27 |
| Design 2 | | | | | | | | | | | |
| RBC | $h = \hat{h}_{PT}^*, b = \hat{b}_{PT}^*$ | 0.042 | 0.033 | 0.76 | 80.5 | 0.72 | 0.127 | 0.033 | 0.76 | 2.5 | 0.59 |
| RBC | $h = b = \hat{h}_{PT}^*$ | 0.024 | 0.040 | 0.76 | 93.3 | 0.86 | 0.073 | 0.040 | 0.76 | 52.2 | 0.70 |
| RBC | $h = \hat{h}_{CE}, b = \hat{b}_{CE}$ | 0.033 | 0.036 | 0.56 | 89.8 | 0.79 | 0.097 | 0.037 | 0.55 | 19.0 | 0.64 |
| RBC | $h = b = \hat{h}_{RMSE,2}^*$ | 0.002 | 0.057 | 0.35 | 91.3 | 1.24 | 0.006 | 0.057 | 0.35 | 91.9 | 1.01 |
| RBC | $h = b = \hat{h}_{RMSE,6}^*$ | 0.000 | 0.070 | 0.23 | 89.6 | 1.52 | 0.000 | 0.070 | 0.23 | 89.7 | 1.23 |
| RBC | $h = b = \hat{h}_{RMSE, \hat{M}_{ROT}}^*$ | 0.002 | 0.063 | 0.29 | 90.3 | 1.37 | 0.000 | 0.075 | 0.19 | 89.0 | 1.32 |
| Conventional | $\hat{h}_{PT,ROT}^*$ | 0.032 | 0.030 | 0.76 | 77.4 | 0.66 | 0.072 | 0.037 | 0.43 | 53.3 | 0.66 |
| Conventional | \hat{h}_{CE} | 0.034 | 0.033 | 0.56 | 87.8 | 0.72 | 0.099 | 0.034 | 0.55 | 11.4 | 0.59 |
| FLCI, $M = 2$ | $\hat{h}_{RMSE,2}^*$ | 0.019 | 0.041 | 0.35 | 96.4 | 1.00 | 0.059 | 0.041 | 0.35 | 83.5 | 0.81 |
| FLCI, $M = 6$ | $\hat{h}_{RMSE,6}^*$ | 0.009 | 0.051 | 0.23 | 95.6 | 1.23 | 0.027 | 0.051 | 0.23 | 96.5 | 1.00 |
| FLCI, $M = \hat{M}_{ROT}$ | $\hat{h}_{RMSE, \hat{M}_{ROT}}^*$ | 0.013 | 0.046 | 0.29 | 94.7 | 1.11 | 0.019 | 0.055 | 0.19 | 94.9 | 1.08 |

Monte Carlo simulation: log-normal errors (continued)

| Method | Bandwidth | $M = 2$ | | | | | $M = 6$ | | | | |
|----------------------------------|--|---------|-------|--------|------|------|---------|-------|----------|------|------|
| | | Bias | SE | $E[h]$ | Cov | RL | Bias | SE | $E_m[h]$ | Cov | RL |
| Design 3 | | | | | | | | | | | |
| RBC | $h = \hat{h}_{\text{PT}}^*, b = \hat{b}_{\text{PT}}^*$ | -0.043 | 0.034 | 0.76 | 67.1 | 0.73 | -0.121 | 0.034 | 0.72 | 12.3 | 0.60 |
| RBC | $h = b = \hat{h}_{\text{PT}}^*$ | -0.024 | 0.040 | 0.76 | 83.9 | 0.86 | -0.065 | 0.041 | 0.72 | 56.1 | 0.72 |
| RBC | $h = \hat{h}_{\text{CE}}, b = \hat{b}_{\text{CE}}$ | -0.030 | 0.037 | 0.55 | 78.7 | 0.80 | -0.077 | 0.039 | 0.51 | 45.8 | 0.69 |
| RBC | $h = b = \hat{h}_{\text{RMSE},2}^*$ | -0.002 | 0.057 | 0.36 | 90.7 | 1.23 | -0.006 | 0.057 | 0.36 | 90.1 | 1.00 |
| RBC | $h = b = \hat{h}_{\text{RMSE},6}^*$ | 0.000 | 0.069 | 0.23 | 89.7 | 1.50 | 0.000 | 0.069 | 0.23 | 89.7 | 1.22 |
| RBC | $h = b = \hat{h}_{\text{RMSE},\hat{M}_{\text{ROT}}}^*$ | 0.000 | 0.068 | 0.25 | 89.6 | 1.48 | 0.000 | 0.083 | 0.16 | 88.1 | 1.46 |
| Conventional | $\hat{h}_{\text{PT,ROT}}^*$ | -0.031 | 0.033 | 0.71 | 69.3 | 0.72 | -0.063 | 0.040 | 0.39 | 54.9 | 0.71 |
| Conventional | \hat{h}_{CE} | -0.033 | 0.034 | 0.55 | 74.2 | 0.73 | -0.093 | 0.035 | 0.51 | 27.8 | 0.61 |
| FLCI, $M = 2$ | $\hat{h}_{\text{RMSE},2}^*$ | -0.020 | 0.041 | 0.36 | 89.9 | 1.00 | -0.059 | 0.041 | 0.36 | 70.1 | 0.81 |
| FLCI, $M = 6$ | $\hat{h}_{\text{RMSE},6}^*$ | -0.009 | 0.050 | 0.23 | 93.0 | 1.23 | -0.027 | 0.050 | 0.23 | 88.4 | 1.00 |
| FLCI, $M = \hat{M}_{\text{ROT}}$ | $\hat{h}_{\text{RMSE},\hat{M}_{\text{ROT}}}^*$ | -0.010 | 0.050 | 0.25 | 91.8 | 1.22 | -0.012 | 0.060 | 0.16 | 91.6 | 1.21 |

Legend: SE—average standard error; $E[h]$ —average (over Monte Carlo draws) bandwidth; Cov—coverage of CIs (in %); RL—relative (to optimal FLCI) length.

Bandwidth descriptions: \hat{h}_{PT}^* —plugin estimate of pointwise MSE optimal bandwidth (bw); \hat{b}_{PT}^* —analog for estimate of the bias; \hat{h}_{CE} —plugin estimate of coverage error optimal bw; \hat{b}_{CE} —analog for estimate of the bias; The implementation of [Calonico et al. \(2018\)](#) is used for all four bws. $\hat{h}_{\text{RMSE},2}^*$, $\hat{h}_{\text{RMSE},6}^*$ —RMSE optimal bw, assuming $M = 2$, and $M = 6$, respectively. $\hat{h}_{\text{PT,ROT}}^*$ —[Fan and Gijbels \(1996\)](#) rule of thumb; $\hat{h}_{\text{RMSE},\hat{M}_{\text{ROT}}}^*$ —RMSE optimal bw, using rule-of-thumb for M . 50,000 Monte Carlo draws.

Table S8: Monte Carlo simulation: log-normal errors and beta distribution for x_i

| Method | Bandwidth | $M = 2$ | | | | | $M = 6$ | | | | |
|---------------------------|---|---------|-------|--------|------|------|---------|-------|----------|------|------|
| | | Bias | SE | $E[h]$ | Cov | RL | Bias | SE | $E_m[h]$ | Cov | RL |
| Design 1 | | | | | | | | | | | |
| RBC | $h = \hat{h}_{PT}^*, b = \hat{b}_{PT}^*$ | 0.027 | 0.035 | 0.55 | 88.4 | 0.82 | 0.049 | 0.039 | 0.41 | 65.1 | 0.73 |
| RBC | $h = b = \hat{h}_{PT}^*$ | 0.006 | 0.041 | 0.55 | 91.7 | 0.96 | 0.007 | 0.047 | 0.41 | 87.0 | 0.90 |
| RBC | $h = \hat{h}_{CE}, b = \hat{b}_{CE}$ | 0.011 | 0.041 | 0.46 | 92.2 | 0.94 | 0.015 | 0.045 | 0.41 | 88.9 | 0.85 |
| RBC | $h = b = \hat{h}_{RMSE,2}^*$ | 0.001 | 0.052 | 0.36 | 91.7 | 1.19 | 0.004 | 0.051 | 0.36 | 91.9 | 0.98 |
| RBC | $h = b = \hat{h}_{RMSE,6}^*$ | 0.000 | 0.064 | 0.22 | 90.1 | 1.48 | 0.000 | 0.064 | 0.22 | 90.2 | 1.21 |
| RBC | $h = b = \hat{h}_{RMSE, \hat{M}_{ROT}}^*$ | 0.000 | 0.067 | 0.21 | 89.8 | 1.56 | 0.000 | 0.081 | 0.13 | 88.5 | 1.54 |
| Conventional | $\hat{h}_{PT,ROT}^*$ | 0.024 | 0.035 | 0.52 | 87.9 | 0.82 | 0.037 | 0.043 | 0.28 | 87.9 | 0.81 |
| Conventional | \hat{h}_{CE} | 0.026 | 0.036 | 0.46 | 91.3 | 0.82 | 0.064 | 0.037 | 0.41 | 51.5 | 0.70 |
| FLCI, $M = 2$ | $\hat{h}_{RMSE,2}^*$ | 0.019 | 0.039 | 0.36 | 96.2 | 1.00 | 0.055 | 0.039 | 0.36 | 81.0 | 0.82 |
| FLCI, $M = 6$ | $\hat{h}_{RMSE,6}^*$ | 0.008 | 0.047 | 0.22 | 95.7 | 1.22 | 0.024 | 0.047 | 0.22 | 96.1 | 1.00 |
| FLCI, $M = \hat{M}_{ROT}$ | $\hat{h}_{RMSE, \hat{M}_{ROT}}^*$ | 0.006 | 0.049 | 0.21 | 95.0 | 1.28 | 0.009 | 0.059 | 0.13 | 94.9 | 1.27 |
| Design 2 | | | | | | | | | | | |
| RBC | $h = \hat{h}_{PT}^*, b = \hat{b}_{PT}^*$ | 0.024 | 0.035 | 0.56 | 91.4 | 0.81 | 0.067 | 0.036 | 0.52 | 49.0 | 0.68 |
| RBC | $h = b = \hat{h}_{PT}^*$ | 0.010 | 0.041 | 0.56 | 92.2 | 0.95 | 0.028 | 0.042 | 0.52 | 81.6 | 0.81 |
| RBC | $h = \hat{h}_{CE}, b = \hat{b}_{CE}$ | 0.015 | 0.040 | 0.47 | 92.9 | 0.93 | 0.037 | 0.042 | 0.45 | 81.9 | 0.79 |
| RBC | $h = b = \hat{h}_{RMSE,2}^*$ | 0.002 | 0.052 | 0.36 | 91.8 | 1.19 | 0.007 | 0.051 | 0.36 | 92.4 | 0.98 |
| RBC | $h = b = \hat{h}_{RMSE,6}^*$ | 0.000 | 0.064 | 0.22 | 90.0 | 1.48 | 0.000 | 0.064 | 0.22 | 90.1 | 1.21 |
| RBC | $h = b = \hat{h}_{RMSE, \hat{M}_{ROT}}^*$ | 0.001 | 0.062 | 0.25 | 90.4 | 1.44 | 0.000 | 0.069 | 0.19 | 89.5 | 1.31 |
| Conventional | $\hat{h}_{PT,ROT}^*$ | 0.026 | 0.033 | 0.69 | 88.9 | 0.77 | 0.059 | 0.037 | 0.43 | 64.9 | 0.70 |
| Conventional | \hat{h}_{CE} | 0.023 | 0.036 | 0.47 | 92.5 | 0.82 | 0.068 | 0.036 | 0.45 | 48.7 | 0.68 |
| FLCI, $M = 2$ | $\hat{h}_{RMSE,2}^*$ | 0.018 | 0.039 | 0.36 | 96.4 | 1.00 | 0.053 | 0.039 | 0.36 | 84.5 | 0.82 |
| FLCI, $M = 6$ | $\hat{h}_{RMSE,6}^*$ | 0.008 | 0.047 | 0.22 | 95.8 | 1.22 | 0.024 | 0.047 | 0.22 | 96.4 | 1.00 |

Monte Carlo simulation: log-normal errors and beta distribution
for x_i (continued)

| Method | Bandwidth | $M = 2$ | | | | | $M = 6$ | | | | |
|----------------------------------|---|---------|-------|--------|------|------|---------|-------|----------|------|------|
| | | Bias | SE | $E[h]$ | Cov | RL | Bias | SE | $E_m[h]$ | Cov | RL |
| FLCI, $M = \hat{M}_{\text{ROT}}$ | $\hat{h}_{\text{RMSE}, \hat{M}_{\text{ROT}}}^*$ | 0.009 | 0.046 | 0.25 | 95.3 | 1.19 | 0.018 | 0.050 | 0.19 | 95.0 | 1.08 |
| Design 3 | | | | | | | | | | | |
| RBC | $h = \hat{h}_{\text{PT}}^*, b = \hat{b}_{\text{PT}}^*$ | -0.032 | 0.035 | 0.55 | 77.2 | 0.82 | -0.068 | 0.038 | 0.47 | 50.6 | 0.72 |
| RBC | $h = b = \hat{h}_{\text{PT}}^*$ | -0.015 | 0.041 | 0.55 | 88.9 | 0.95 | -0.025 | 0.045 | 0.47 | 85.4 | 0.85 |
| RBC | $h = \hat{h}_{\text{CE}}, b = \hat{b}_{\text{CE}}$ | -0.014 | 0.041 | 0.44 | 87.8 | 0.96 | -0.022 | 0.045 | 0.37 | 85.4 | 0.86 |
| RBC | $h = b = \hat{h}_{\text{RMSE}, 2}^*$ | -0.002 | 0.051 | 0.36 | 91.0 | 1.18 | -0.006 | 0.051 | 0.36 | 90.5 | 0.97 |
| RBC | $h = b = \hat{h}_{\text{RMSE}, 6}^*$ | 0.000 | 0.064 | 0.23 | 90.1 | 1.47 | 0.000 | 0.064 | 0.23 | 90.1 | 1.21 |
| RBC | $h = b = \hat{h}_{\text{RMSE}, \hat{M}_{\text{ROT}}}^*$ | 0.000 | 0.066 | 0.22 | 89.7 | 1.53 | 0.000 | 0.077 | 0.15 | 88.7 | 1.47 |
| Conventional | $\hat{h}_{\text{PT}, \text{ROT}}^*$ | -0.025 | 0.035 | 0.64 | 77.5 | 0.81 | -0.050 | 0.040 | 0.36 | 63.6 | 0.76 |
| Conventional | \hat{h}_{CE} | -0.023 | 0.036 | 0.44 | 82.3 | 0.84 | -0.055 | 0.038 | 0.37 | 62.4 | 0.73 |
| FLCI, $M = 2$ | $\hat{h}_{\text{RMSE}, 2}^*$ | -0.018 | 0.039 | 0.36 | 90.1 | 1.00 | -0.053 | 0.039 | 0.36 | 71.1 | 0.82 |
| FLCI, $M = 6$ | $\hat{h}_{\text{RMSE}, 6}^*$ | -0.008 | 0.047 | 0.23 | 93.1 | 1.22 | -0.024 | 0.047 | 0.23 | 88.6 | 1.00 |
| FLCI, $M = \hat{M}_{\text{ROT}}$ | $\hat{h}_{\text{RMSE}, \hat{M}_{\text{ROT}}}^*$ | -0.007 | 0.049 | 0.22 | 92.6 | 1.27 | -0.011 | 0.056 | 0.15 | 91.9 | 1.22 |

Legend: SE—average standard error; $E[h]$ —average (over Monte Carlo draws) bandwidth; Cov—coverage of CIs (in %); RL—relative (to optimal FLCI) length.

Bandwidth descriptions: \hat{h}_{PT}^* —plugin estimate of pointwise MSE optimal bandwidth (bw); \hat{b}_{PT}^* —analog for estimate of the bias; \hat{h}_{CE} —plugin estimate of coverage error optimal bw; \hat{b}_{CE} —analog for estimate of the bias; The implementation of [Calonico et al. \(2018\)](#) is used for all four bws. $\hat{h}_{\text{RMSE}, 2}^*$, $\hat{h}_{\text{RMSE}, 6}^*$ —RMSE optimal bw, assuming $M = 2$, and $M = 6$, respectively. $\hat{h}_{\text{PT}, \text{ROT}}^*$ —[Fan and Gijbels \(1996\)](#) rule of thumb; $\hat{h}_{\text{RMSE}, \hat{M}_{\text{ROT}}}^*$ —RMSE optimal bw, using rule-of-thumb for M . 50,000 Monte Carlo draws.

Table S9: Monte Carlo simulation: $\text{sd}(u_i) = 1/4$

| Method | Bandwidth | $M = 2$ | | | | | $M = 6$ | | | | |
|----------------------------------|--|---------|-------|--------|------|------|---------|-------|----------|------|------|
| | | Bias | SE | $E[h]$ | Cov | RL | Bias | SE | $E_m[h]$ | Cov | RL |
| Design 1 | | | | | | | | | | | |
| RBC | $h = \hat{h}_{\text{PT}}^*, b = \hat{b}_{\text{PT}}^*$ | 0.058 | 0.018 | 0.68 | 4.5 | 0.64 | 0.116 | 0.020 | 0.49 | 0.0 | 0.57 |
| RBC | $h = b = \hat{h}_{\text{PT}}^*$ | 0.019 | 0.022 | 0.68 | 90.2 | 0.80 | 0.017 | 0.026 | 0.49 | 91.2 | 0.76 |
| RBC | $h = \hat{h}_{\text{CE}}, b = \hat{b}_{\text{CE}}$ | 0.024 | 0.022 | 0.39 | 77.4 | 0.78 | 0.041 | 0.025 | 0.28 | 60.8 | 0.72 |
| RBC | $h = b = \hat{h}_{\text{RMSE},2}^*$ | 0.000 | 0.035 | 0.27 | 94.3 | 1.26 | 0.000 | 0.035 | 0.28 | 94.3 | 1.01 |
| RBC | $h = b = \hat{h}_{\text{RMSE},6}^*$ | 0.000 | 0.043 | 0.18 | 93.8 | 1.57 | 0.000 | 0.043 | 0.18 | 93.8 | 1.26 |
| RBC | $h = b = \hat{h}_{\text{RMSE},\hat{M}_{\text{ROT}}}^*$ | 0.000 | 0.045 | 0.16 | 93.7 | 1.64 | 0.000 | 0.056 | 0.11 | 93.0 | 1.62 |
| Conventional | $\hat{h}_{\text{PT,ROT}}^*$ | 0.022 | 0.021 | 0.38 | 76.3 | 0.77 | 0.028 | 0.026 | 0.24 | 78.9 | 0.77 |
| Conventional | \hat{h}_{CE} | 0.023 | 0.021 | 0.39 | 76.9 | 0.76 | 0.040 | 0.024 | 0.28 | 61.0 | 0.71 |
| FLCI, $M = 2$ | $\hat{h}_{\text{RMSE},2}^*$ | 0.013 | 0.025 | 0.27 | 94.7 | 1.00 | 0.038 | 0.025 | 0.28 | 73.9 | 0.80 |
| FLCI, $M = 6$ | $\hat{h}_{\text{RMSE},6}^*$ | 0.005 | 0.031 | 0.18 | 96.5 | 1.25 | 0.016 | 0.031 | 0.18 | 94.5 | 1.00 |
| FLCI, $M = \hat{M}_{\text{ROT}}$ | $\hat{h}_{\text{RMSE},\hat{M}_{\text{ROT}}}^*$ | 0.004 | 0.032 | 0.16 | 96.2 | 1.30 | 0.006 | 0.040 | 0.11 | 96.2 | 1.29 |
| Design 2 | | | | | | | | | | | |
| RBC | $h = \hat{h}_{\text{PT}}^*, b = \hat{b}_{\text{PT}}^*$ | 0.043 | 0.017 | 0.77 | 28.8 | 0.63 | 0.128 | 0.017 | 0.76 | 0.0 | 0.51 |
| RBC | $h = b = \hat{h}_{\text{PT}}^*$ | 0.026 | 0.021 | 0.77 | 76.5 | 0.75 | 0.075 | 0.021 | 0.76 | 5.5 | 0.61 |
| RBC | $h = \hat{h}_{\text{CE}}, b = \hat{b}_{\text{CE}}$ | 0.026 | 0.020 | 0.47 | 70.2 | 0.73 | 0.061 | 0.022 | 0.37 | 24.8 | 0.64 |
| RBC | $h = b = \hat{h}_{\text{RMSE},2}^*$ | 0.000 | 0.035 | 0.27 | 94.3 | 1.26 | 0.001 | 0.035 | 0.28 | 94.3 | 1.01 |
| RBC | $h = b = \hat{h}_{\text{RMSE},6}^*$ | 0.000 | 0.043 | 0.18 | 93.8 | 1.57 | 0.000 | 0.043 | 0.18 | 93.8 | 1.25 |
| RBC | $h = b = \hat{h}_{\text{RMSE},\hat{M}_{\text{ROT}}}^*$ | 0.000 | 0.038 | 0.24 | 93.5 | 1.38 | 0.000 | 0.047 | 0.15 | 93.6 | 1.37 |
| Conventional | $\hat{h}_{\text{PT,ROT}}^*$ | 0.029 | 0.018 | 0.57 | 58.5 | 0.66 | 0.048 | 0.023 | 0.32 | 46.0 | 0.67 |
| Conventional | \hat{h}_{CE} | 0.027 | 0.019 | 0.47 | 66.1 | 0.69 | 0.062 | 0.021 | 0.37 | 21.8 | 0.62 |
| FLCI, $M = 2$ | $\hat{h}_{\text{RMSE},2}^*$ | 0.012 | 0.025 | 0.27 | 94.8 | 1.00 | 0.039 | 0.024 | 0.28 | 73.6 | 0.80 |
| FLCI, $M = 6$ | $\hat{h}_{\text{RMSE},6}^*$ | 0.005 | 0.031 | 0.18 | 96.5 | 1.25 | 0.016 | 0.030 | 0.18 | 94.6 | 1.00 |
| FLCI, $M = \hat{M}_{\text{ROT}}$ | $\hat{h}_{\text{RMSE},\hat{M}_{\text{ROT}}}^*$ | 0.009 | 0.027 | 0.24 | 92.9 | 1.09 | 0.011 | 0.033 | 0.15 | 95.4 | 1.10 |

Monte Carlo simulation: $\text{sd}(u_i) = 1/4$ (continued)

| Method | Bandwidth | $M = 2$ | | | | | $M = 6$ | | | | |
|----------------------------------|--|---------|-------|--------|------|------|---------|-------|----------|------|------|
| | | Bias | SE | $E[h]$ | Cov | RL | Bias | SE | $E_m[h]$ | Cov | RL |
| Design 3 | | | | | | | | | | | |
| RBC | $h = \hat{h}_{\text{PT}}^*, b = \hat{b}_{\text{PT}}^*$ | -0.042 | 0.017 | 0.76 | 32.3 | 0.63 | -0.107 | 0.018 | 0.63 | 1.7 | 0.54 |
| RBC | $h = b = \hat{h}_{\text{PT}}^*$ | -0.023 | 0.021 | 0.76 | 77.5 | 0.76 | -0.048 | 0.023 | 0.63 | 45.4 | 0.67 |
| RBC | $h = \hat{h}_{\text{CE}}, b = \hat{b}_{\text{CE}}$ | -0.024 | 0.021 | 0.46 | 75.0 | 0.75 | -0.046 | 0.023 | 0.35 | 49.5 | 0.68 |
| RBC | $h = b = \hat{h}_{\text{RMSE},2}^*$ | 0.000 | 0.035 | 0.27 | 94.3 | 1.26 | -0.001 | 0.035 | 0.28 | 94.4 | 1.01 |
| RBC | $h = b = \hat{h}_{\text{RMSE},6}^*$ | 0.000 | 0.043 | 0.18 | 93.8 | 1.57 | 0.000 | 0.043 | 0.18 | 93.8 | 1.25 |
| RBC | $h = b = \hat{h}_{\text{RMSE},\hat{M}_{\text{ROT}}}^*$ | 0.000 | 0.042 | 0.19 | 93.8 | 1.54 | 0.000 | 0.053 | 0.12 | 93.3 | 1.53 |
| Conventional | $\hat{h}_{\text{PT,ROT}}^*$ | -0.026 | 0.019 | 0.49 | 65.2 | 0.69 | -0.041 | 0.024 | 0.29 | 58.7 | 0.70 |
| Conventional | \hat{h}_{CE} | -0.026 | 0.019 | 0.46 | 66.5 | 0.69 | -0.057 | 0.022 | 0.35 | 30.4 | 0.63 |
| FLCI, $M = 2$ | $\hat{h}_{\text{RMSE},2}^*$ | -0.012 | 0.025 | 0.27 | 94.7 | 1.00 | -0.038 | 0.025 | 0.28 | 73.9 | 0.80 |
| FLCI, $M = 6$ | $\hat{h}_{\text{RMSE},6}^*$ | -0.005 | 0.031 | 0.18 | 96.4 | 1.25 | -0.016 | 0.031 | 0.18 | 94.5 | 1.00 |
| FLCI, $M = \hat{M}_{\text{ROT}}$ | $\hat{h}_{\text{RMSE},\hat{M}_{\text{ROT}}}^*$ | -0.006 | 0.030 | 0.19 | 95.8 | 1.22 | -0.007 | 0.037 | 0.12 | 96.2 | 1.23 |

Legend: SE—average standard error; $E[h]$ —average (over Monte Carlo draws) bandwidth; Cov—coverage of CIs (in %); RL—relative (to optimal FLCI) length.

Bandwidth descriptions: \hat{h}_{PT}^* —plugin estimate of pointwise MSE optimal bandwidth (bw); \hat{b}_{PT}^* —analog for estimate of the bias; \hat{h}_{CE} —plugin estimate of coverage error optimal bw; \hat{b}_{CE} —analog for estimate of the bias; The implementation of [Calonico et al. \(2018\)](#) is used for all four bws. $\hat{h}_{\text{RMSE},2}^*$, $\hat{h}_{\text{RMSE},6}^*$ —RMSE optimal bw, assuming $M = 2$, and $M = 6$, respectively. $\hat{h}_{\text{PT,ROT}}^*$ —[Fan and Gijbels \(1996\)](#) rule of thumb; $\hat{h}_{\text{RMSE},\hat{M}_{\text{ROT}}}^*$ —RMSE optimal bw, using rule-of-thumb for M . 50,000 Monte Carlo draws.

Table S10: Monte Carlo simulation: smooth DGP with $\lambda = 40$

| Method | Bandwidth | $M = 2$ | | | | | $M = 6$ | | | | |
|---------------------------|---|---------|-------|--------|------|------|---------|-------|----------|------|------|
| | | Bias | SE | $E[h]$ | Cov | RL | Bias | SE | $E_m[h]$ | Cov | RL |
| Design 1 | | | | | | | | | | | |
| RBC | $h = \hat{h}_{PT}^*, b = \hat{b}_{PT}^*$ | 0.062 | 0.035 | 0.74 | 57.7 | 0.73 | 0.151 | 0.036 | 0.61 | 0.2 | 0.61 |
| RBC | $h = b = \hat{h}_{PT}^*$ | 0.024 | 0.042 | 0.74 | 93.3 | 0.88 | 0.039 | 0.047 | 0.61 | 90.1 | 0.78 |
| RBC | $h = \hat{h}_{CE}, b = \hat{b}_{CE}$ | 0.029 | 0.041 | 0.46 | 86.1 | 0.85 | 0.059 | 0.045 | 0.34 | 72.6 | 0.76 |
| RBC | $h = b = \hat{h}_{RMSE,2}^*$ | 0.001 | 0.061 | 0.36 | 94.5 | 1.27 | 0.003 | 0.061 | 0.36 | 94.5 | 1.01 |
| RBC | $h = b = \hat{h}_{RMSE,6}^*$ | 0.000 | 0.076 | 0.23 | 94.2 | 1.58 | 0.000 | 0.075 | 0.23 | 94.2 | 1.26 |
| RBC | $h = b = \hat{h}_{RMSE, \hat{M}_{ROT}}^*$ | 0.000 | 0.078 | 0.22 | 93.9 | 1.63 | 0.000 | 0.097 | 0.14 | 93.4 | 1.63 |
| Conventional | $\hat{h}_{PT,ROT}^*$ | 0.032 | 0.036 | 0.57 | 77.0 | 0.75 | 0.050 | 0.046 | 0.32 | 76.9 | 0.77 |
| Conventional | \hat{h}_{CE} | 0.028 | 0.039 | 0.46 | 85.7 | 0.80 | 0.057 | 0.044 | 0.34 | 72.8 | 0.74 |
| FLCI, $M = 2$ | $\hat{h}_{RMSE,2}^*$ | 0.021 | 0.043 | 0.36 | 95.0 | 1.00 | 0.063 | 0.043 | 0.36 | 76.2 | 0.80 |
| FLCI, $M = 6$ | $\hat{h}_{RMSE,6}^*$ | 0.009 | 0.054 | 0.23 | 96.6 | 1.25 | 0.027 | 0.053 | 0.23 | 94.7 | 1.00 |
| FLCI, $M = \hat{M}_{ROT}$ | $\hat{h}_{RMSE, \hat{M}_{ROT}}^*$ | 0.008 | 0.055 | 0.22 | 95.6 | 1.29 | 0.010 | 0.069 | 0.14 | 96.3 | 1.29 |
| Design 2 | | | | | | | | | | | |
| RBC | $h = \hat{h}_{PT}^*, b = \hat{b}_{PT}^*$ | 0.041 | 0.035 | 0.77 | 77.4 | 0.72 | 0.124 | 0.035 | 0.77 | 5.4 | 0.58 |
| RBC | $h = b = \hat{h}_{PT}^*$ | 0.024 | 0.042 | 0.77 | 91.4 | 0.87 | 0.072 | 0.042 | 0.77 | 58.0 | 0.70 |
| RBC | $h = \hat{h}_{CE}, b = \hat{b}_{CE}$ | 0.026 | 0.040 | 0.49 | 88.1 | 0.83 | 0.071 | 0.041 | 0.44 | 56.4 | 0.69 |
| RBC | $h = b = \hat{h}_{RMSE,2}^*$ | 0.002 | 0.061 | 0.36 | 94.5 | 1.27 | 0.007 | 0.061 | 0.36 | 94.4 | 1.01 |
| RBC | $h = b = \hat{h}_{RMSE,6}^*$ | 0.000 | 0.076 | 0.23 | 94.2 | 1.58 | 0.000 | 0.075 | 0.23 | 94.2 | 1.26 |
| RBC | $h = b = \hat{h}_{RMSE, \hat{M}_{ROT}}^*$ | 0.002 | 0.068 | 0.30 | 94.0 | 1.43 | 0.000 | 0.083 | 0.20 | 93.8 | 1.38 |
| Conventional | $\hat{h}_{PT,ROT}^*$ | 0.030 | 0.032 | 0.78 | 76.0 | 0.67 | 0.071 | 0.040 | 0.44 | 54.7 | 0.66 |
| Conventional | \hat{h}_{CE} | 0.027 | 0.037 | 0.49 | 86.7 | 0.77 | 0.072 | 0.039 | 0.44 | 52.5 | 0.66 |
| FLCI, $M = 2$ | $\hat{h}_{RMSE,2}^*$ | 0.019 | 0.043 | 0.36 | 95.3 | 1.00 | 0.058 | 0.043 | 0.36 | 80.0 | 0.80 |
| FLCI, $M = 6$ | $\hat{h}_{RMSE,6}^*$ | 0.009 | 0.054 | 0.23 | 96.6 | 1.25 | 0.027 | 0.053 | 0.23 | 94.8 | 1.00 |
| FLCI, $M = \hat{M}_{ROT}$ | $\hat{h}_{RMSE, \hat{M}_{ROT}}^*$ | 0.013 | 0.048 | 0.30 | 94.5 | 1.13 | 0.019 | 0.059 | 0.20 | 94.4 | 1.10 |

Monte Carlo simulation: smooth DGP, with $\lambda = 40$ (continued)

| Method | Bandwidth | $M = 2$ | | | | | $M = 6$ | | | | |
|----------------------------------|--|---------|-------|--------|------|------|---------|-------|----------|------|------|
| | | Bias | SE | $E[h]$ | Cov | RL | Bias | SE | $E_m[h]$ | Cov | RL |
| Design 3 | | | | | | | | | | | |
| RBC | $h = \hat{h}_{\text{PT}}^*, b = \hat{b}_{\text{PT}}^*$ | -0.041 | 0.035 | 0.77 | 77.0 | 0.72 | -0.119 | 0.035 | 0.74 | 11.0 | 0.59 |
| RBC | $h = b = \hat{h}_{\text{PT}}^*$ | -0.023 | 0.042 | 0.77 | 91.3 | 0.87 | -0.064 | 0.042 | 0.74 | 62.4 | 0.71 |
| RBC | $h = \hat{h}_{\text{CE}}, b = \hat{b}_{\text{CE}}$ | -0.025 | 0.040 | 0.49 | 88.6 | 0.83 | -0.061 | 0.043 | 0.43 | 66.1 | 0.71 |
| RBC | $h = b = \hat{h}_{\text{RMSE},2}^*$ | -0.002 | 0.061 | 0.36 | 94.5 | 1.27 | -0.007 | 0.061 | 0.36 | 94.3 | 1.01 |
| RBC | $h = b = \hat{h}_{\text{RMSE},6}^*$ | 0.000 | 0.076 | 0.23 | 94.2 | 1.58 | -0.001 | 0.075 | 0.23 | 94.2 | 1.26 |
| RBC | $h = b = \hat{h}_{\text{RMSE},\hat{M}_{\text{ROT}}}^*$ | -0.001 | 0.074 | 0.25 | 94.2 | 1.54 | 0.000 | 0.092 | 0.16 | 93.6 | 1.54 |
| Conventional | $\hat{h}_{\text{PT,ROT}}^*$ | -0.030 | 0.033 | 0.72 | 75.9 | 0.69 | -0.062 | 0.042 | 0.39 | 63.4 | 0.70 |
| Conventional | \hat{h}_{CE} | -0.027 | 0.037 | 0.49 | 86.4 | 0.78 | -0.071 | 0.040 | 0.43 | 53.9 | 0.66 |
| FLCI, $M = 2$ | $\hat{h}_{\text{RMSE},2}^*$ | -0.019 | 0.043 | 0.36 | 95.1 | 1.00 | -0.058 | 0.043 | 0.36 | 79.8 | 0.80 |
| FLCI, $M = 6$ | $\hat{h}_{\text{RMSE},6}^*$ | -0.009 | 0.054 | 0.23 | 96.5 | 1.25 | -0.027 | 0.053 | 0.23 | 94.7 | 1.00 |
| FLCI, $M = \hat{M}_{\text{ROT}}$ | $\hat{h}_{\text{RMSE},\hat{M}_{\text{ROT}}}^*$ | -0.010 | 0.052 | 0.25 | 95.7 | 1.22 | -0.013 | 0.065 | 0.16 | 96.1 | 1.22 |

Legend: SE—average standard error; $E[h]$ —average (over Monte Carlo draws) bandwidth; Cov—coverage of CIs (in %); RL—relative (to optimal FLCI) length.

Bandwidth descriptions: \hat{h}_{PT}^* —plugin estimate of pointwise MSE optimal bandwidth (bw); \hat{b}_{PT}^* —analog for estimate of the bias; \hat{h}_{CE} —plugin estimate of coverage error optimal bw; \hat{b}_{CE} —analog for estimate of the bias; The implementation of [Calonico et al. \(2018\)](#) is used for all four bws. $\hat{h}_{\text{RMSE},2}^*$, $\hat{h}_{\text{RMSE},6}^*$ —RMSE optimal bw, assuming $M = 2$, and $M = 6$, respectively. $\hat{h}_{\text{PT,ROT}}^*$ —[Fan and Gijbels \(1996\)](#) rule of thumb; $\hat{h}_{\text{RMSE},\hat{M}_{\text{ROT}}}^*$ —RMSE optimal bw, using rule-of-thumb for M . 50,000 Monte Carlo draws.

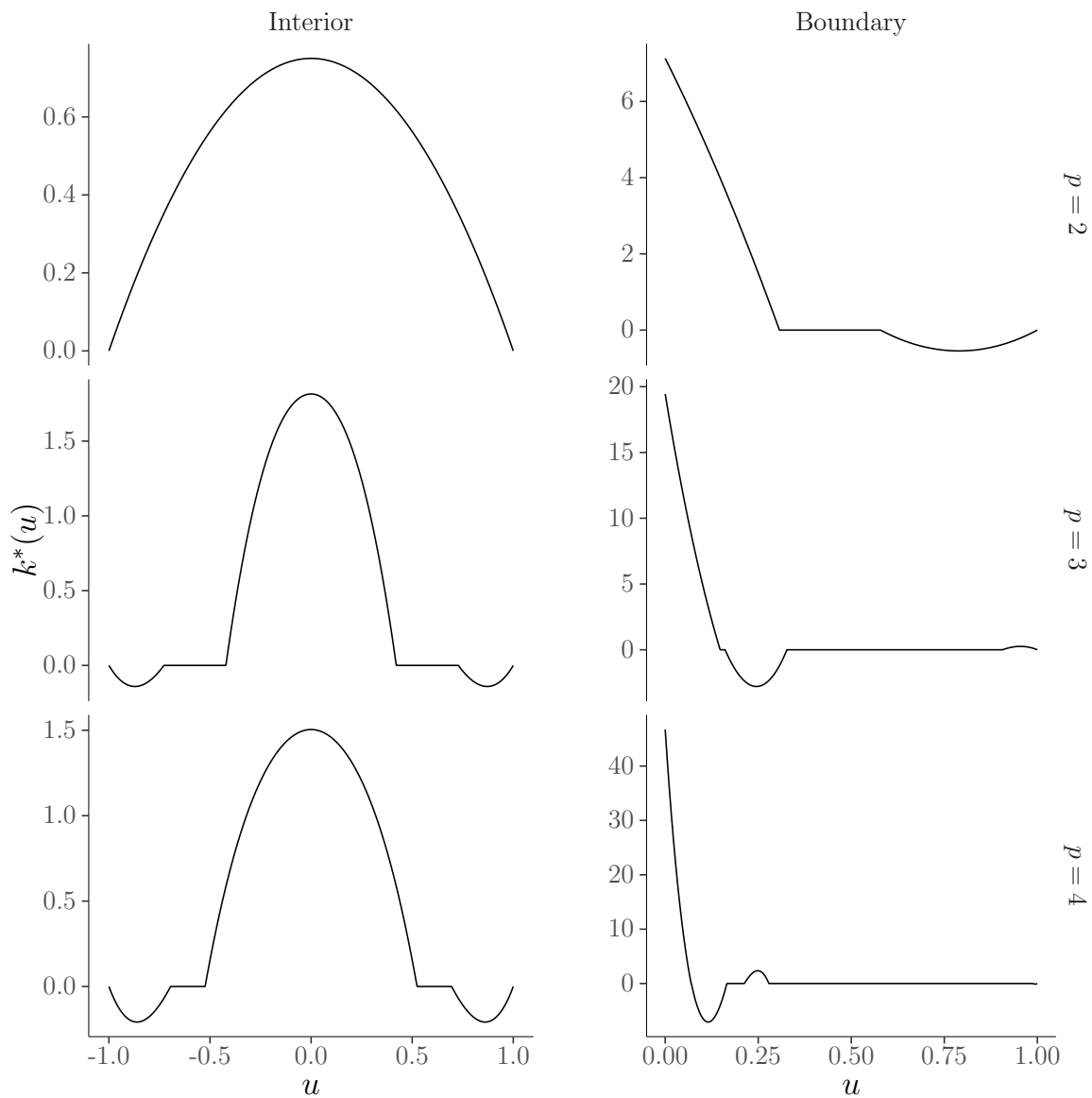


Figure S1: Optimal equivalent kernels for Taylor class $\mathcal{F}_{T,p}(M)$ on the interior, and in the boundary, rescaled to be supported on $[0, 1]$ on the boundary and $[-1, 1]$ in the interior.

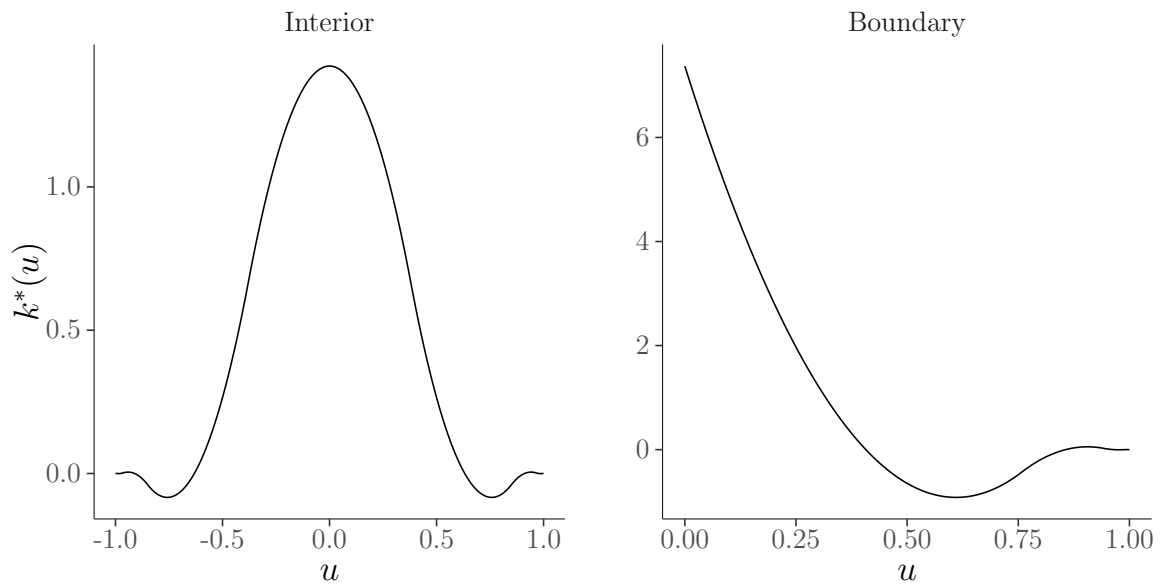


Figure S2: Optimal equivalent kernels for Hölder class $\mathcal{F}_{\text{Hö1},2}(M)$ on the interior, and in the boundary, rescaled to be supported on $[0, 1]$ on the boundary and $[-1, 1]$ in the interior.