

Optimal Scalar Linear Index Codes for One-Sided Neighboring Side-Information Problems

Mahesh Babu Vaddi and B. Sundar Rajan

Department of Electrical Communication Engineering, Indian Institute of Science, Bengaluru 560012, India

E-mail: {mahesh, bsrajan}@ece.iisc.ernet.in

Abstract—The capacity of symmetric instance of the multiple unicast index coding problem with neighboring antidotes (side-information) with number of messages equal to the number of receivers was given by Maleki *et al.* In this paper, we construct matrices of size $m \times n$ ($m \geq n$) over \mathbb{F}_q such that any n adjacent rows of the matrix are linearly independent. By using such matrices, we give an optimal scalar linear index codes over \mathbb{F}_q for the symmetric one-sided antidote problems considered by Maleki *et al.* for any given number of messages and one-sided antidotes. The constructed codes are independent of field size and hence works over every field.

I. INTRODUCTION AND BACKGROUND

An index coding problem consists of one transmitter, M receivers $\{R_1, R_2, \dots, R_M\}$ and K independent messages $\{x_1, x_2, \dots, x_K\}$, where $x_i \in \mathbb{F}_q^{p_i}$, $x_i = (x_{i,1}, x_{i,2}, \dots, x_{i,p_i})$, $x_{i,j} \in \mathbb{F}_q$ for $i \in \{1, 2, \dots, K\}$ and $j \in \{1, 2, \dots, p_i\}$. Each receiver R_i is identified with $\{\mathcal{W}_i, \mathcal{K}_i\}$, where $\mathcal{W}_i \subseteq \{x_1, x_2, \dots, x_K\}$ is the set of wanted messages and $\mathcal{K}_i \subseteq \{x_1, x_2, \dots, x_K\}$ is the set of known messages to receiver R_i . The messages in the set \mathcal{K}_i are also called side information or antidotes to receiver R_i . The transmitter has all the K messages and it also knows the set of wanted and known messages of each receiver. An index code is a mapping defined as follows:

$$\mathfrak{C} : \mathbb{F}_q^{p_1+p_2+\dots+p_K} \rightarrow \mathbb{F}_q^N,$$

where N is the length of index code. That is, the index code \mathfrak{C} maps K messages x_1, x_2, \dots, x_K into N code symbols y_1, y_2, \dots, y_N ($y_i \in \mathbb{F}_q$ for $i = 1, 2, \dots, N$). If $p_1 = p_2 = \dots = p_K$, then the index code is called symmetric rate vector index code. If $p_1 = p_2 = \dots = p_K = 1$, then the index code is called scalar index code. The index coding problem is to design an index code such that the number of transmissions broadcasted by the transmitter is minimized and all the receivers get their wanted messages by using the index code broadcasted and their known information.

Instead of one transmitter and M receivers, the index coding problem can also be viewed as M source-receiver pairs with all M sources connected with all M receivers through a common finite capacity channel [1] and all source-receiver pairs connected with either zero or infinite capacity channels. This problem is called multiple unicast index coding problem (MUICP).

The problem of index coding with side information was introduced by Birk and Kol [2]. Bar-Yossef *et al.* [3] studied

the class of index coding problems in which each receiver demands only a unique message and the number of receivers equals the number of messages. Ong and Ho [4] classified binary index coding problem depending on the demands and side information of the receivers. An index coding problem is called unicast if the demand sets of the receivers are disjoint. For the unicast index coding problem, it was shown that the length of an optimal linear index code is equal to the minrank of the side information graph [3] of the index coding problem and finding the minrank is NP hard [6].

Maleki *et al.* [1] found the capacity of symmetric MUICP with neighboring antidotes. In a symmetric MUICP with equal number of K messages and source-receiver pairs, each receiver has a total of $U + D = A < K$ antidotes, corresponding to the U messages before and D messages after its desired message. In this setting, the k th receiver R_k demands the message x_k having the antidotes

$$\mathcal{K}_k = \{x_{k-U}, \dots, x_{k-2}, x_{k-1}\} \cup \{x_{k+1}, x_{k+2}, \dots, x_{k+D}\}. \quad (1)$$

The symmetric capacity of this index coding problem setting is

$$C = \begin{cases} 1 & \text{if } A = K - 1 \\ \frac{U+1}{K-A+2U} & \text{if } A \leq K - 2 \end{cases} \quad \text{per message,}$$

where $U, D \in \mathbb{Z}$, $0 \leq U \leq D$, and $U + D = A < K$.

(2)

In the setting given in [1] with one-sided antidote cases, i.e., the cases where U is zero, the k th receiver R_k demands the message x_k having the antidotes,

$$\mathcal{K}_k = \{x_{k+1}, x_{k+2}, \dots, x_{k+D}\}, \quad (3)$$

for which (2) reduces to

$$C = \begin{cases} 1 & \text{if } D = K - 1 \\ \frac{1}{K-D} & \text{if } D \leq K - 2 \end{cases} \quad \text{per message.} \quad (4)$$

The set of messages neither known nor demanded by R_k contribute interference (\mathcal{I}_k) at the receiver R_k , where

$$\mathcal{I}_k = \{x_1, x_2, \dots, x_{k-1}, x_{k+D+1}, x_{k+D+2}, \dots, x_K\}. \quad (5)$$

The reciprocal of the capacity is called the optimal length of an index coding problem. That is, at least $\frac{1}{C}$ code symbols are required to convey one wanted message to each receiver.

In a scalar linear code, the messages in an index coding problem take value from a finite field \mathbb{F}_q . A K -tuple

$(x_1, x_2, \dots, x_K) \in \mathbb{F}_q^K$ of messages is denoted by \mathbf{x} . A scalar linear index code of length N ($< K$) is represented by an encoding matrix \mathbf{L} ($\in \mathbb{F}_q^{K \times N}$), where the j th column contains the coefficients used for mixing messages x_1, x_2, \dots, x_K to get the j th code symbol and the i th row L_i ($\in \mathbb{F}_q^{1 \times N}$) contains the coefficients used for mixing message x_i in the N code symbols. A codeword of the index code is

$$[y_1 \ y_2 \ \dots \ y_N] = \mathbf{x}\mathbf{L} = \sum_{i=1}^K x_i L_i.$$

In this paper, the $m \times m$ identity matrix is denoted by \mathbf{I}_m . For a subset $I = \{i_1, i_2, \dots, i_l\} \subseteq \{1, 2, \dots, K\}$, let $x_I = \{x_{i_1}, x_{i_2}, \dots, x_{i_l}\}$ and $L_I = \{L_{i_1}, L_{i_2}, \dots, L_{i_l}\}$. All the subscripts in this paper are to be considered *modulo* K . The set of rows $\{L_{k+1}, L_{k+2}, \dots, L_{k+N}\}$ for $k = 1, 2, \dots, K$ (all subscripts are *modulo* K) are called adjacent rows in the matrix $L_{K \times N}$.

A. Contributions

- In this paper, we give a construction of 0 – 1 (binary) matrices with a given size $m \times n$ ($m \geq n$), such that any n adjacent rows in the matrix are linearly independent over every field \mathbb{F}_q .
- For the neighboring antidote symmetric MUICP, Maleki *et al.* [1] proved the existence of capacity achieving codes by using Vandermonde matrices over large fields. The size of the field in their construction depends on the number of messages K . In this paper, using the proposed matrix construction, we give capacity achieving scalar linear codes for given K and D over every field \mathbb{F}_q , which is independent of K .
- In [11], we proposed a vector linear index code construction that constructs a sequence of MUICPs with two-sided antidotes with a vector linear index code starting from a given one-sided antidote MUICP with a known scalar linear index code. The construction given in this paper along with the construction in [11] gives a capacity achieving vector linear code for two-sided neighboring antidote problems with every K, U and D and the constructed codes are independent of field size.

In [10], we proposed the construction of capacity achieving scalar linear index codes for one-sided antidote problem for K and D satisfying some conditions. In this paper, we construct capacity achieving scalar linear index codes for arbitrary K and D and the constructed codes are independent of field size.

II. CONSTRUCTION OF THE OPTIMAL LENGTH INDEX CODES OVER \mathbb{F}_q

In this section, we give a method to construct a $K \times (K - D)$ encoding matrix for one-sided neighboring antidote MUICP with K messages and D antidotes.

Lemma 1. Consider a MUICP with K messages and K receivers. Receiver R_k wants the message x_k and its antidotes and interference are given by (3) and (5) respectively. Let \mathbf{L}

be a $K \times (K - D)$ encoding matrix for this index coding problem. Then, the receiver R_k can decode x_k if and only if

$$L_k \notin \text{span } L_{\mathcal{I}_k} \text{ for each } k \in \{1, 2, \dots, K\}, \quad (6)$$

where $L_{\mathcal{I}_k} = \{L_1, L_2, \dots, L_{k-1}, L_{k+D+1}, L_{k+D+2}, \dots, L_K\}$.

Proof. The received vector y can be written as

$$\begin{aligned} y &= x_{\mathcal{K}_k} L_{\mathcal{K}_k} + x_k L_k + x_{\mathcal{I}_k} L_{\mathcal{I}_k}, \text{ or} \\ z &= y - x_{\mathcal{K}_k} L_{\mathcal{K}_k} = x_k L_k + x_{\mathcal{I}_k} L_{\mathcal{I}_k}, \end{aligned} \quad (7)$$

where z can be computed by R_k using its antidotes $x_{\mathcal{K}_k}$.

Assume that (6) is satisfied for k . This implies that L_k is not in the span of $\{L_1, L_2, \dots, L_{k-1}, L_{k+D+1}, \dots, L_K\}$. Then, z can be expressed as the following linear combination

$$\begin{aligned} z &= a_k L_k + a_1 L_1 + a_2 L_2 + \dots + a_{k-1} L_{k-1} \\ &\quad + a_{k+D+1} L_{k+D+1} + a_{k+D+2} L_{k+D+2} + \dots + a_K L_K, \end{aligned}$$

where a_k is unique and $x_k = a_k$.

If, on the contrary, L_k does not satisfy (6), then a_k will no longer be unique and consequently x_k can not be decoded by R_k . This implies that \mathbf{L} is not an index code encoding matrix which contradicts the assumption. This completes the proof. \square

Lemma 2. In the index coding problem mentioned in Lemma 1, if every $K - D$ adjacent rows of the encoding matrix \mathbf{L} are linearly independent, then the receiver R_k can decode x_k and all $K - D - 1$ interfering messages in \mathcal{I}_k for $k = 1, 2, \dots, K$.

Proof. If every $K - D$ adjacent rows of the encoding matrix \mathbf{L} are linearly independent, then (7) is a set of $K - D$ linearly independent equations with $K - D$ unknowns. The unknowns in (7) are x_k and $K - D - 1$ interfering messages in \mathcal{I}_k . Hence, by solving $K - D$ equations in (7), the receiver R_k can decode x_k and all $K - D - 1$ interfering messages in \mathcal{I}_k for $k = 1, 2, \dots, K$. \square

Rectangular circulant matrix defined below is used in the construction of matrices with a given size $m \times n$ ($m \geq n$), such that any n adjacent rows in the matrix are linearly independent over every field \mathbb{F}_q .

Definition 1. Let λ and μ be two positive integers and λ divides μ . The following rectangular circulant matrix is denoted by $\mathbf{C}_{\mu \times \lambda}$.

$$\mathbf{C}_{\mu \times \lambda} = \left[\begin{array}{c} \mathbf{I}_\lambda \\ \mathbf{I}_\lambda \\ \vdots \\ \mathbf{I}_\lambda \\ \mathbf{I}_\lambda \end{array} \right] \left. \vphantom{\begin{array}{c} \mathbf{I}_\lambda \\ \mathbf{I}_\lambda \\ \vdots \\ \mathbf{I}_\lambda \\ \mathbf{I}_\lambda \end{array}} \right\} \frac{\mu}{\lambda} \text{ number of } \mathbf{I}_\lambda \text{ matrices}$$

If $\lambda = \mu$, then $\mathbf{C}_{\mu \times \lambda} = \mathbf{I}_\lambda$. In the matrix $\mathbf{C}_{\mu \times \lambda}$, every set of λ adjacent rows are linearly independent over every field \mathbb{F}_q . In the rectangular circulant matrix $\mathbf{C}_{\mu \times \lambda}^T$, every set of λ adjacent columns are linearly independent over every field \mathbb{F}_q . Let the matrix $\mathbf{D}_{\mu \times (t\mu + \lambda)}$ (for some integer t) be the

column concatenation of $\mathbf{C}_{\mu \times \lambda}$ with t identity matrices \mathbf{I}_μ . In the matrix $\mathbf{D}_{\mu \times (t\mu + \lambda)}$, every set of μ adjacent columns are linearly independent over every field \mathbb{F}_q .

A. Construction of an encoding matrix $\mathbf{L}_{K \times (K-D)}$

In this subsection we present our construction of encoding matrices which will be referred as **CONSTRUCTION** henceforth.

CONSTRUCTION

For a given K and D let

$$\begin{aligned} \lambda_1 &= (K - D) \text{ modulo } D, \\ \lambda_2 &= D \text{ modulo } \lambda_1, \\ \lambda_3 &= \lambda_1 \text{ modulo } \lambda_2, \\ &\dots \\ \lambda_i &= \lambda_{i-2} \text{ modulo } \lambda_{i-1} \\ &\dots \\ \lambda_l &= \lambda_{l-2} \text{ modulo } \lambda_{l-1} \end{aligned} \quad (8)$$

where λ_l divides λ_{l-1} for some integer l .

Depending upon whether l is even or odd we have the following two cases.

Case I: l is an even integer For this case the structure of the encoding matrix $\mathbf{L}_{K \times (K-D)}$ in terms of rectangular circulant matrices is shown in Fig. 1 and in Fig. 3. Both these figures give the same encoding matrix.

- Start with the rectangular circulant matrix $\mathbf{C}_{\lambda_{l-1} \times \lambda_l}^\top \triangleq \mathbf{D}_{\lambda_l \times \lambda_{l-1}}^{(1)}$ (this is a rectangular circulant matrix because λ_l divides λ_{l-1}).
- Concatenate the rectangular circulant matrix $\mathbf{C}_{(\lambda_{l-2} - \lambda_l) \times \lambda_{l-1}}$ (λ_{l-1} divides $(\lambda_{l-2} - \lambda_l)$) to the rows of the matrix $\mathbf{D}_{\lambda_l \times \lambda_{l-1}}^{(1)}$ to obtain the concatenated matrix of size $\lambda_{l-2} \times \lambda_{l-1}$. Let this concatenated matrix be $\mathbf{D}_{\lambda_{l-2} \times \lambda_{l-1}}^{(2)}$.
- Concatenate the rectangular circulant matrix $\mathbf{C}_{(\lambda_{l-3} - \lambda_{l-1}) \times \lambda_{l-2}}$ (λ_{l-2} divides $(\lambda_{l-3} - \lambda_{l-1})$) to the columns of the matrix $\mathbf{D}_{\lambda_{l-2} \times \lambda_{l-1}}^{(2)}$ to obtain the matrix of size $\lambda_{l-2} \times \lambda_{l-3}$. Let this concatenated matrix be $\mathbf{D}_{\lambda_{l-2} \times \lambda_{l-3}}^{(3)}$.
- Repeat the above procedure until we get $K \times (K - D)$ matrix. The construction of $K \times (K - D)$ matrix by the above procedure is guaranteed by (8).
- The sequence of construction of the matrices can be summarized as given below:

$$\begin{aligned} \mathbf{C}_{\lambda_{l-1} \times \lambda_l}^\top &\triangleq \mathbf{D}_{\lambda_l \times \lambda_{l-1}}^{(1)} \rightarrow \mathbf{D}_{\lambda_{l-2} \times \lambda_{l-1}}^{(2)} \rightarrow \dots \rightarrow \\ \mathbf{D}_{\lambda_{l-t} \times \lambda_{l-t+1}}^{(t)} &\rightarrow \dots \rightarrow \mathbf{D}_{\lambda_2 \times \lambda_3}^{(l-2)} \rightarrow \mathbf{D}_{\lambda_2 \times \lambda_1}^{(l-1)} \rightarrow \mathbf{D}_{D \times \lambda_1}^{(l)} \\ &\rightarrow \mathbf{D}_{D \times (K-D)}^{(l+1)} \rightarrow \mathbf{D}_{K \times (K-D)}^{(l+2)} = \mathbf{L}_{K \times (K-D)}. \end{aligned} \quad (9)$$

If λ_l divides λ_{l-1} and l is an even number, then the construction starts with a fat (number of columns greater than number of rows) matrix and the construction proceeds by

constructing alternate tall (number of rows greater than number of columns) and fat matrices.

Case II: l is an odd integer

For this case the structure of the encoding matrix $\mathbf{L}_{K \times (K-D)}$ in terms of rectangular circulant matrices is shown in Fig. 2 and in Fig. 3. Both these figures give the same encoding matrix.

- Start with the rectangular circulant matrix $\mathbf{C}_{\lambda_{l-1} \times \lambda_l} \triangleq \mathbf{D}_{\lambda_{l-1} \times \lambda_l}^{(1)}$ (this is a rectangular circulant matrix because λ_l divides λ_{l-1}).
- Concatenate the matrix $\mathbf{C}_{(\lambda_{l-2} - \lambda_l) \times \lambda_{l-1}}^\top$ to the columns of the matrix $\mathbf{D}_{\lambda_{l-1} \times \lambda_l}^{(1)}$ to obtain the concatenated matrix of size $\lambda_{l-1} \times \lambda_{l-2}$. Let this concatenated matrix be $\mathbf{D}_{\lambda_{l-1} \times \lambda_{l-2}}^{(2)}$.
- Concatenate the $\mathbf{C}_{(\lambda_{l-3} - \lambda_{l-1}) \times \lambda_{l-2}}$ to the rows of the matrix $\mathbf{D}_{\lambda_{l-1} \times \lambda_{l-2}}^{(2)}$ to obtain the matrix of size $\lambda_{l-3} \times \lambda_{l-2}$. Let this concatenated matrix be $\mathbf{D}_{\lambda_{l-3} \times \lambda_{l-2}}^{(3)}$.
- Repeat the above procedure until we get $K \times (K - D)$ matrix. The construction of $K \times (K - D)$ matrix by the above procedure is guaranteed by (8).
- The sequence of construction of the matrices can be summarized as given below:

$$\begin{aligned} \mathbf{C}_{\lambda_{l-1} \times \lambda_l} &\triangleq \mathbf{D}_{\lambda_{l-1} \times \lambda_l}^{(1)} \rightarrow \mathbf{D}_{\lambda_{l-1} \times \lambda_{l-2}}^{(2)} \rightarrow \dots \rightarrow \\ \mathbf{D}_{\lambda_{l-t} \times \lambda_{l-t+1}}^{(t)} &\rightarrow \dots \rightarrow \mathbf{D}_{\lambda_2 \times \lambda_3}^{(l-2)} \rightarrow \mathbf{D}_{\lambda_2 \times \lambda_1}^{(l-1)} \rightarrow \mathbf{D}_{D \times \lambda_1}^{(l)} \\ &\rightarrow \mathbf{D}_{D \times (K-D)}^{(l+1)} \rightarrow \mathbf{D}_{K \times (K-D)}^{(l+2)} \rightarrow \mathbf{L}_{K \times (K-D)}. \end{aligned} \quad (10)$$

If λ_l divides λ_{l-1} and l is an odd number, then the construction starts with a tall matrix and proceeds by constructing alternate fat and tall matrices.

Lemma 3. Let $\mathbf{D}_{\lambda_{l-t} \times \lambda_{l-t+1}}^{(t)}$ be the binary matrix obtained during CONSTRUCTION for a given K, D and for some integer $1 \leq t \leq l+2$. Note that the matrix $\mathbf{D}_{\lambda_{l-t} \times \lambda_{l-t-1}}^{(t+1)}$ which is $[\mathbf{I}_{\lambda_{l-t}} : \mathbf{I}_{\lambda_{l-t}} : \dots : \mathbf{I}_{\lambda_{l-t}} : \mathbf{D}_{\lambda_{l-t} \times \lambda_{l-t+1}}^{(t)}]$ is a column concatenation of t identity matrices of size $\lambda_{l-t} \times \lambda_{l-t}$ with the matrix $\mathbf{D}_{\lambda_{l-t} \times \lambda_{l-t+1}}^{(t)}$. In the matrix $\mathbf{D}_{\lambda_{l-t} \times \lambda_{l-t-1}}^{(t+1)}$, every λ_{l-t} adjacent columns are linearly independent over every field \mathbb{F}_q .

Proof. The proof is by induction on t . For $t = 1$, the columns of the matrix $\mathbf{D}_{\lambda_{l-1} \times \lambda_l}^{(1)}$ are independent which follows from the CONSTRUCTION.

Let the Lemma be true for t . By induction hypothesis every set of λ_{l-t+1} rows are independent in $\mathbf{D}_{\lambda_{l-t} \times \lambda_{l-t+1}}^{(t)}$ and we prove that every set of λ_{l-t} columns are independent in $\mathbf{D}_{\lambda_{l-t} \times \lambda_{l-t-1}}^{(t+1)}$ as follows.

The matrix $\mathbf{D}_{\lambda_{l-t} \times \lambda_{l-t-1}}^{(t+1)}$ comprises of λ_{l-t-1} columns. If we select λ_{l-t} adjacent columns from the first $\lambda_{l-t-1} - \lambda_{l-t}$ columns of the matrix $\mathbf{D}_{\lambda_{l-t} \times \lambda_{l-t-1}}^{(t+1)}$, the selected columns are columns of the $\mathbf{I}_{\lambda_{l-t}}$ (in a different order) and hence they are linearly independent.

If we select λ_{l-t} adjacent columns in such a way that $\lambda_{l-t} - m$ columns from $\mathbf{I}_{\lambda_{l-t}}$ and m columns from $\mathbf{D}_{\lambda_{l-t} \times \lambda_{l-t-1}}^{(t+1)}$ ($m \leq \lambda_{l-t+1}$), then the selected λ_{l-t} columns can be written

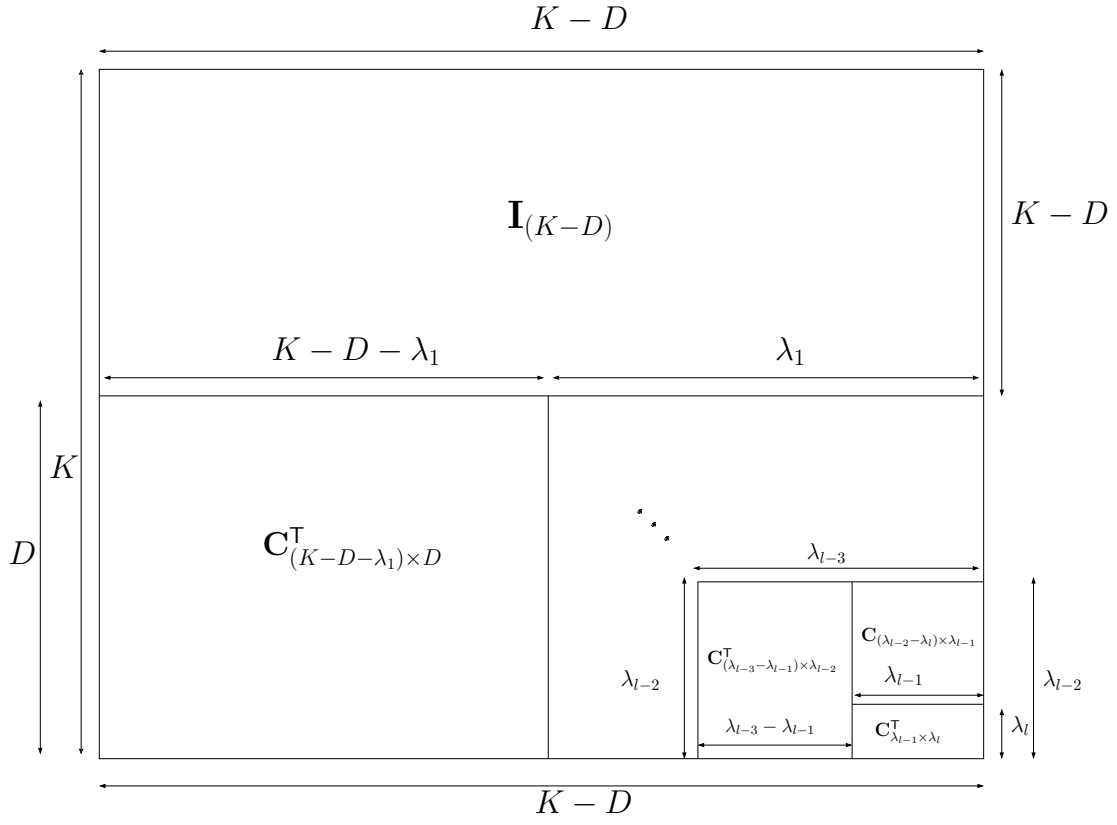


Fig. 1. Encoding matrix if l is even.

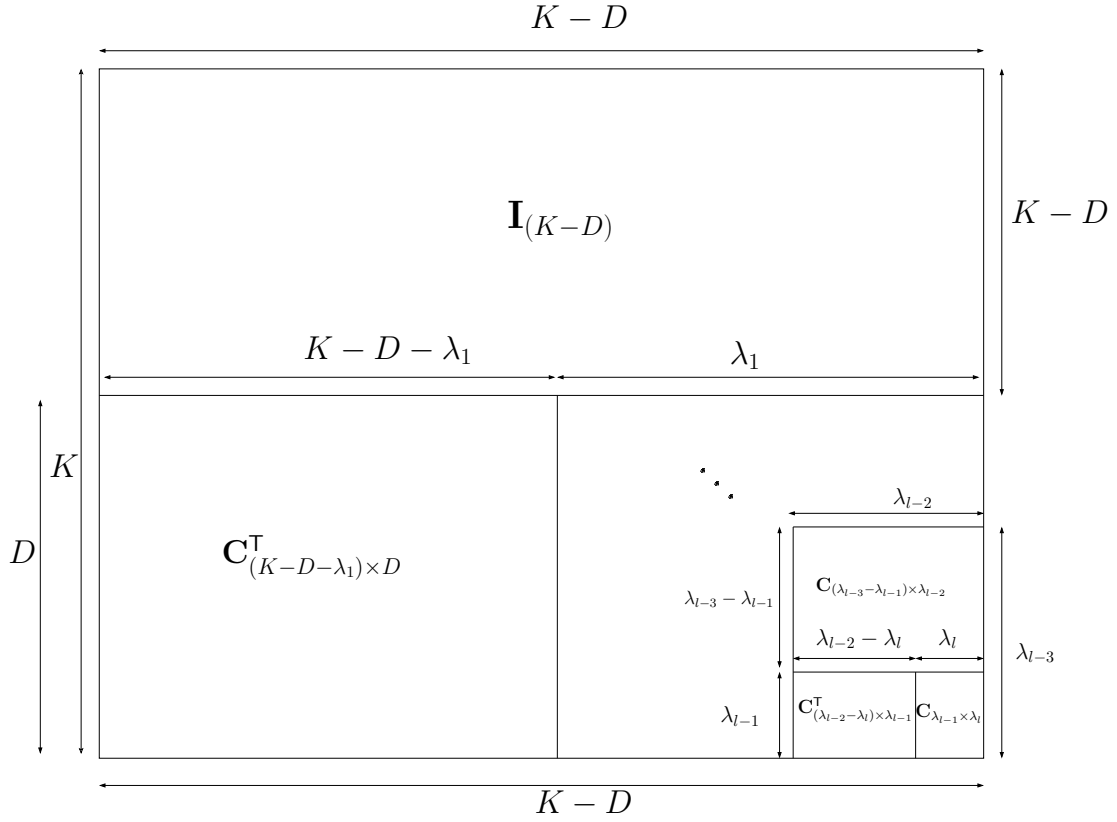
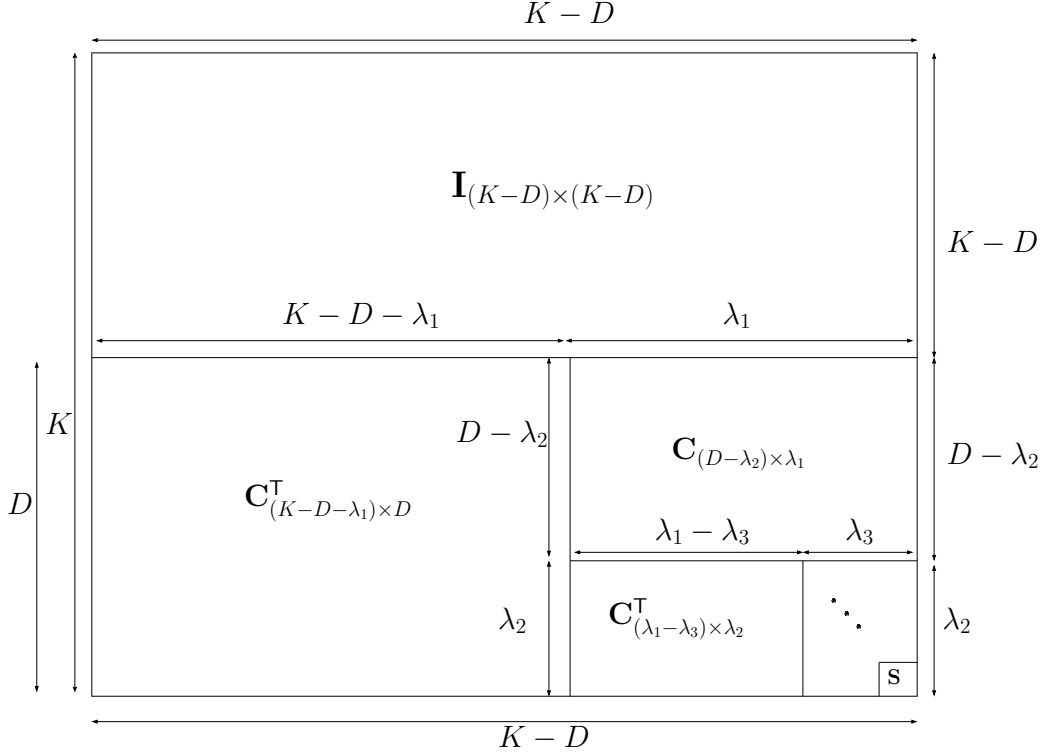


Fig. 2. Encoding matrix if l is odd.



If λ_l divides λ_{l-1} and l is an even integer, then $\mathbf{S} = \mathbf{C}_{\lambda_{l-1} \times \lambda_l}^T$.
 If λ_l divides λ_{l-1} and l is an odd integer, then $\mathbf{S} = \mathbf{C}_{\lambda_{l-1} \times \lambda_l}$

Fig. 3. Encoding matrix.

as $\lambda_{l-t} \times \lambda_{l-t}$ matrix as given below

$$\begin{bmatrix} \mathbf{0} & \mathbf{B} \\ \mathbf{A} & \mathbf{C} \end{bmatrix}, \quad (11)$$

where $[\mathbf{0} \ \mathbf{A}]^T$ is a $\lambda_{l-t} \times (\lambda_{l-t} - m)$ matrix corresponding to $\lambda_{l-t} - m$ columns of $\mathbf{I}_{\lambda_{l-t}}$ and $[\mathbf{B} \ \mathbf{C}]^T$ is a $\lambda_{l-t} \times m$ matrix corresponding to m columns of $\mathbf{D}_{\lambda_{l-t} \times \lambda_{l-t+1}}^{(t)}$. The matrix \mathbf{A} is an identity matrix of size $(\lambda_{l-t} - m) \times (\lambda_{l-t} - m)$. The matrix \mathbf{B} of dimension $m \times m$ is an identity matrix because the CONSTRUCTION guarantees that the first λ_{l-t+1} rows in $\mathbf{D}_{\lambda_{l-t} \times \lambda_{l-t+1}}^{(t)}$ are $\mathbf{I}_{\lambda_{l-t+1}}$. The matrix given in (11) is a full rank matrix follows from the fact that it is a triangular matrix with \mathbf{A} and \mathbf{B} being identity matrices over every field \mathbb{F}_q .

If we select λ_{l-t} adjacent columns in such a way that m columns from $\mathbf{D}_{\lambda_{l-t} \times \lambda_{l-t+1}}^{(t)}$ ($m \leq \lambda_{l-t}$) and $\lambda_{l-t} - m$ columns from $\mathbf{I}_{\lambda_{l-t}}$, then the selected λ_{l-t} columns can be written as $\lambda_{l-t} \times \lambda_{l-t}$ matrix as given below

$$\begin{bmatrix} \mathbf{E} & \mathbf{G} \\ \mathbf{F} & \mathbf{0} \end{bmatrix}, \quad (12)$$

where $[\mathbf{G} \ \mathbf{0}]^T$ is a $\lambda_{l-t} \times (\lambda_{l-t} - m)$ matrix corresponding to $\lambda_{l-t} - m$ columns of $\mathbf{I}_{\lambda_{l-t}}$ and $[\mathbf{E} \ \mathbf{F}]^T$ is a $\lambda_{l-t} \times m$ matrix corresponding to m columns of $\mathbf{D}_{\lambda_{l-t} \times \lambda_{l-t+1}}^{(t)}$. The matrix \mathbf{G} is an identity matrix of size $(\lambda_{l-t} - m) \times (\lambda_{l-t} - m)$. The matrix \mathbf{F} is a full rank matrix follows from induction hypothesis. The matrix given in (12) is a full rank matrix

follows from the fact that it is a triangular matrix with \mathbf{G} and \mathbf{F} having full rank over every field \mathbb{F}_q . \square

B. Examples

Example 1. Consider a one-sided neighboring antidote MUICP with $K = 21$, $D = 4$. For this index coding problem, we have $\lambda_1 = 1$ and $l = 1$.

An encoding matrix $\mathbf{L}_{21 \times 17}$ for this index coding problem is obtained in the following steps $\mathbf{C}_{4 \times 1} \triangleq \mathbf{D}_{4 \times 1}^{(1)} \rightarrow \mathbf{D}_{4 \times 17}^{(2)} \rightarrow \mathbf{D}_{21 \times 17} = \mathbf{L}_{21 \times 17}$ by concatenating suitable rectangular circulant matrices. The encoding matrix $\mathbf{L}_{21 \times 17}$ is given below.

$$\mathbf{L}_{21 \times 17} = \begin{bmatrix} 1 & 0 & 0 & 0 & 0 & 0 & 0 & 0 & 0 & 0 & 0 & 0 & 0 & 0 & 0 & 0 & 0 \\ 0 & 1 & 0 & 0 & 0 & 0 & 0 & 0 & 0 & 0 & 0 & 0 & 0 & 0 & 0 & 0 & 0 \\ 0 & 0 & 1 & 0 & 0 & 0 & 0 & 0 & 0 & 0 & 0 & 0 & 0 & 0 & 0 & 0 & 0 \\ 0 & 0 & 0 & 1 & 0 & 0 & 0 & 0 & 0 & 0 & 0 & 0 & 0 & 0 & 0 & 0 & 0 \\ 0 & 0 & 0 & 0 & 1 & 0 & 0 & 0 & 0 & 0 & 0 & 0 & 0 & 0 & 0 & 0 & 0 \\ 0 & 0 & 0 & 0 & 0 & 1 & 0 & 0 & 0 & 0 & 0 & 0 & 0 & 0 & 0 & 0 & 0 \\ 0 & 0 & 0 & 0 & 0 & 0 & 1 & 0 & 0 & 0 & 0 & 0 & 0 & 0 & 0 & 0 & 0 \\ 0 & 0 & 0 & 0 & 0 & 0 & 0 & 1 & 0 & 0 & 0 & 0 & 0 & 0 & 0 & 0 & 0 \\ 0 & 0 & 0 & 0 & 0 & 0 & 0 & 0 & 1 & 0 & 0 & 0 & 0 & 0 & 0 & 0 & 0 \\ 0 & 0 & 0 & 0 & 0 & 0 & 0 & 0 & 0 & 1 & 0 & 0 & 0 & 0 & 0 & 0 & 0 \\ 0 & 0 & 0 & 0 & 0 & 0 & 0 & 0 & 0 & 0 & 1 & 0 & 0 & 0 & 0 & 0 & 0 \\ 0 & 0 & 0 & 0 & 0 & 0 & 0 & 0 & 0 & 0 & 0 & 1 & 0 & 0 & 0 & 0 & 0 \\ 0 & 0 & 0 & 0 & 0 & 0 & 0 & 0 & 0 & 0 & 0 & 0 & 1 & 0 & 0 & 0 & 0 \\ 0 & 0 & 0 & 0 & 0 & 0 & 0 & 0 & 0 & 0 & 0 & 0 & 0 & 1 & 0 & 0 & 0 \\ 0 & 0 & 0 & 0 & 0 & 0 & 0 & 0 & 0 & 0 & 0 & 0 & 0 & 0 & 1 & 0 & 0 \\ 0 & 0 & 0 & 0 & 0 & 0 & 0 & 0 & 0 & 0 & 0 & 0 & 0 & 0 & 0 & 1 & 0 \\ 1 & 0 & 0 & 0 & 1 & 0 & 0 & 0 & 1 & 0 & 0 & 0 & 1 & 0 & 0 & 0 & 1 \\ 0 & 1 & 0 & 0 & 0 & 1 & 0 & 0 & 0 & 1 & 0 & 0 & 0 & 1 & 0 & 0 & 1 \\ 0 & 0 & 1 & 0 & 0 & 0 & 1 & 0 & 0 & 0 & 1 & 0 & 0 & 0 & 1 & 0 & 1 \\ 0 & 0 & 0 & 1 & 0 & 0 & 0 & 1 & 0 & 0 & 0 & 1 & 0 & 0 & 0 & 1 & 1 \end{bmatrix}$$

The scalar index code is

$$\mathfrak{C} = \{x_1 + x_{18}, \quad x_2 + x_{19}, \quad x_3 + x_{20}, \\ x_4 + x_{21}, \quad x_5 + x_{18}, \quad x_6 + x_{19}, \\ x_7 + x_{20}, \quad x_8 + x_{21}, \quad x_9 + x_{18}, \\ x_{10} + x_{19}, \quad x_{11} + x_{20}, \quad x_{12} + x_{21}, \\ x_{13} + x_{18}, \quad x_{14} + x_{19}, \quad x_{15} + x_{20}, \\ x_{16} + x_{21}, \quad x_{17} + x_{18} + x_{19} + x_{20} + x_{21}\}.$$

The receivers decode their wanted message by using the code symbols given in Table I and their antidotes.

R_x	\mathcal{W}_k	Code symbols used to decode \mathcal{W}_k
R_1	x_1	$x_1 + x_{18}, x_5 + x_{18}$
R_2	x_2	$x_2 + x_{19}, x_6 + x_{19}$
R_3	x_3	$x_3 + x_{20}, x_7 + x_{20}$
R_4	x_4	$x_4 + x_{21}, x_8 + x_{21}$
R_5	x_5	$x_5 + x_{18}, x_9 + x_{18}$
R_6	x_6	$x_6 + x_{19}, x_{10} + x_{19}$
R_7	x_7	$x_7 + x_{20}, x_{11} + x_{20}$
R_8	x_8	$x_8 + x_{21}, x_{12} + x_{21}$
R_9	x_9	$x_9 + x_{18}, x_{13} + x_{18}$
R_{10}	x_{10}	$x_{10} + x_{19}, x_{14} + x_{19}$
R_{11}	x_{11}	$x_{11} + x_{20}, x_{15} + x_{20}$
R_{12}	x_{12}	$x_{12} + x_{21}, x_{16} + x_{21}$
R_{13}	x_{13}	$x_{13} + x_{18}, x_{14} + x_{19}, x_{15} + x_{20}, \\ x_{16} + x_{21}, x_{17} + x_{18} + x_{19} + x_{20} + x_{21}$
R_{14}	x_{14}	$x_{14} + x_{19}, x_{15} + x_{20}, x_{16} + x_{21}, \\ x_{17} + x_{18} + x_{19} + x_{20} + x_{21}$
R_{15}	x_{15}	$x_{15} + x_{20}, x_{16} + x_{21}, \\ x_{17} + x_{18} + x_{19} + x_{20} + x_{21}$
R_{16}	x_{16}	$x_{16} + x_{21}, x_{17} + x_{18} + x_{19} + x_{20} + x_{21}$
R_{17}	x_{17}	$x_{17} + x_{18} + x_{19} + x_{20} + x_{21}$
R_{18}	x_{18}	$x_1 + x_{18}$
R_{19}	x_{19}	$x_2 + x_{19}$
R_{20}	x_{20}	$x_3 + x_{20}$
R_{21}	x_{21}	$x_4 + x_{21}$

TABLE I

Example 2. Consider a one-sided neighboring antidote MUIPC with $K = 21, D = 17$.

For this index coding problem, we have $\lambda_1 = 4, \lambda_2 = 1$ and $l = 2$.

An encoding matrix $\mathbf{L}_{21 \times 4}$ for this index coding problem is obtained in the following steps $\mathbf{C}_{4 \times 1}^\top \triangleq \mathbf{D}_{1 \times 4}^{(1)} \rightarrow \mathbf{D}_{17 \times 4}^{(2)} \rightarrow \mathbf{L}_{21 \times 4}$ by concatenating suitable rectangular circulant matrices.

The encoding matrix $\mathbf{L}_{21 \times 4}$ is given below.

$$\mathbf{L}_{21 \times 4} = \begin{bmatrix} 1 & 0 & 0 & 0 \\ 0 & 1 & 0 & 0 \\ 0 & 0 & 1 & 0 \\ 0 & 0 & 0 & 1 \\ \hline 1 & 0 & 0 & 0 \\ 0 & 1 & 0 & 0 \\ 0 & 0 & 1 & 0 \\ 0 & 0 & 0 & 1 \\ 1 & 0 & 0 & 0 \\ 0 & 1 & 0 & 0 \\ 0 & 0 & 1 & 0 \\ 0 & 0 & 0 & 1 \\ 1 & 0 & 0 & 0 \\ 0 & 1 & 0 & 0 \\ 0 & 0 & 1 & 0 \\ 0 & 0 & 0 & 1 \\ 1 & 0 & 0 & 0 \\ 0 & 1 & 0 & 0 \\ 0 & 0 & 1 & 0 \\ 0 & 0 & 0 & 1 \\ 1 & 1 & 1 & 1 \end{bmatrix}$$

The scalar index code is

$$\mathfrak{C} = \{x_1 + x_5 + x_9 + x_{13} + x_{17} + x_{21}, \\ x_2 + x_6 + x_{10} + x_{14} + x_{18} + x_{21}, \\ x_3 + x_7 + x_{11} + x_{15} + x_{19} + x_{21}, \\ x_4 + x_8 + x_{12} + x_{16} + x_{20} + x_{21}\}.$$

The receivers decode their wanted message by using the code symbols given in Table II and their antidotes.

R_x	\mathcal{W}_k	Code symbols used to decode \mathcal{W}_k
R_1	x_1	$x_1 + x_5 + x_9 + x_{13} + x_{17} + x_{21}, \\ x_2 + x_6 + x_{10} + x_{14} + x_{18} + x_{21}$
R_2	x_2	$x_2 + x_6 + x_{10} + x_{14} + x_{18} + x_{21}, \\ x_3 + x_7 + x_{11} + x_{15} + x_{19} + x_{21}$
R_3	x_3	$x_3 + x_7 + x_{11} + x_{15} + x_{19} + x_{21}, \\ x_4 + x_8 + x_{12} + x_{16} + x_{20} + x_{21}$
R_4	x_4	$x_4 + x_8 + x_{12} + x_{16} + x_{20} + x_{21}$
R_5	x_5	$x_1 + x_5 + x_9 + x_{13} + x_{17} + x_{21}$
R_6	x_6	$x_2 + x_6 + x_{10} + x_{14} + x_{18} + x_{21}$
R_7	x_7	$x_3 + x_7 + x_{11} + x_{15} + x_{19} + x_{21}$
R_8	x_8	$x_4 + x_8 + x_{12} + x_{16} + x_{20} + x_{21}$
R_9	x_9	$x_1 + x_5 + x_9 + x_{13} + x_{17} + x_{21}$
R_{10}	x_{10}	$x_2 + x_6 + x_{10} + x_{14} + x_{18} + x_{21}$
R_{11}	x_{11}	$x_3 + x_7 + x_{11} + x_{15} + x_{19} + x_{21}$
R_{12}	x_{12}	$x_4 + x_8 + x_{12} + x_{16} + x_{20} + x_{21}$
R_{13}	x_{13}	$x_1 + x_5 + x_9 + x_{13} + x_{17} + x_{21}$
R_{14}	x_{14}	$x_2 + x_6 + x_{10} + x_{14} + x_{18} + x_{21}$
R_{15}	x_{15}	$x_3 + x_7 + x_{11} + x_{15} + x_{19} + x_{21}$
R_{16}	x_{16}	$x_4 + x_8 + x_{12} + x_{16} + x_{20} + x_{21}$
R_{17}	x_{17}	$x_1 + x_5 + x_9 + x_{13} + x_{17} + x_{21}$
R_{18}	x_{18}	$x_2 + x_6 + x_{10} + x_{14} + x_{18} + x_{21}$
R_{19}	x_{19}	$x_3 + x_7 + x_{11} + x_{15} + x_{19} + x_{21}$
R_{20}	x_{20}	$x_4 + x_8 + x_{12} + x_{16} + x_{20} + x_{21}$
R_{21}	x_{21}	$x_1 + x_5 + x_9 + x_{13} + x_{17} + x_{21}$

TABLE II

Example 3. Consider a one-sided neighboring antidote MUICP with $K = 44, D = 17$.

For this index coding problem, we have $\lambda_1 = 10, \lambda_2 = 7, \lambda_3 = 3, \lambda_4 = 1$ and $l = 4$.

An encoding matrix $\mathbf{L}_{44 \times 27}$ for this index coding problem is obtained in the following steps $\mathbf{C}_{3 \times 1}^\top \triangleq \mathbf{D}_{1 \times 3}^{(1)} \rightarrow \mathbf{D}_{7 \times 3}^{(2)} \rightarrow \mathbf{D}_{7 \times 10}^{(3)} \rightarrow \mathbf{D}_{17 \times 10}^{(4)} \rightarrow \mathbf{D}_{17 \times 27}^{(5)} \rightarrow \mathbf{D}_{44 \times 27} = \mathbf{L}_{44 \times 27}$ by concatenating suitable rectangular circulant matrices. The encoding matrix $\mathbf{L}_{44 \times 27}$ is given in Fig. 4.

Example 4. Consider a one-sided neighboring antidote MUICP with $K = 44, D = 27$.

For this index coding problem, we have $\lambda_1 = 17, \lambda_2 = 10, \lambda_3 = 7, \lambda_4 = 3, \lambda_5 = 1$ and $l = 5$.

The encoding matrix $\mathbf{L}_{44 \times 17}$ for this index coding problem is obtained in the following steps $\mathbf{C}_{3 \times 1}^\top \triangleq \mathbf{D}_{3 \times 1}^{(1)} \rightarrow \mathbf{D}_{3 \times 7}^{(2)} \rightarrow \mathbf{D}_{10 \times 7}^{(3)} \rightarrow \mathbf{D}_{10 \times 17}^{(4)} \rightarrow \mathbf{L}_{44 \times 17}$ by concatenating suitable rectangular circulant matrices. The encoding matrix $\mathbf{L}_{44 \times 17}$ is given in Fig. 5.

C. Main Results

Theorem 1. Consider a symmetric MUICP with K messages and K receivers. Receiver R_k wants the message x_k and its antidotes are given by (3). For this index coding problem, the matrix $\mathbf{L}_{K \times (K-D)}$ given by **CONSTRUCTION** as in Fig. 1 and Fig. 2 is an encoding matrix over every field \mathbb{F}_q and the code generated is of optimal length.

Proof. If λ_l divides λ_{l-1} and l is an even integer, then the sequence of construction of the matrices is given by (9). The matrix $\mathbf{C}_{\lambda_{l-1} \times \lambda_l}^\top$ is a rectangular circulant matrix and every adjacent λ_l columns of this matrix are linearly independent. In the matrix $\mathbf{D}_{\lambda_{l-2} \times \lambda_{l-1}}^{(2)}$, every λ_{l-1} rows are linearly independent (Definition 1). Similarly, in the matrix $\mathbf{D}_{\lambda_{l-2} \times \lambda_{l-3}}^{(3)}$, every λ_{l-2} columns are linearly independent (Lemma 3). The sequence of construction of the matrices in (9) guarantees that in the matrix $\mathbf{L}_{K \times (K-D)}$ given in Fig. 1 every $K-D$ adjacent rows are linearly independent over every field \mathbb{F}_q . Thus, for the given MUICP, the matrix $\mathbf{L}_{K \times (K-D)}$ given in Fig. 1 is an encoding matrix over every field \mathbb{F}_q according to Lemma 1.

If λ_l divides λ_{l-1} and l is an odd integer, then the sequence of construction of the matrices is given by (10). The matrix $\mathbf{C}_{\lambda_{l-1} \times \lambda_l}$ is a rectangular circulant matrix and every λ_l adjacent rows are linearly independent. In the matrix $\mathbf{D}_{\lambda_{l-1} \times \lambda_{l-2}}^{(2)}$, every λ_{l-1} columns are linearly independent (Definition 1). Similarly, in the matrix $\mathbf{D}_{\lambda_{l-3} \times \lambda_{l-2}}^{(3)}$, every λ_{l-2} rows are linearly independent (Lemma 3). The sequence of construction of the matrices in (10) guarantees that in the matrix $\mathbf{L}_{K \times (K-D)}$ given in Fig. 2 every $K-D$ adjacent rows are linearly independent over every field \mathbb{F}_q . Thus, for the given MUICP, the matrix $\mathbf{L}_{K \times (K-D)}$ given in Fig. 2 is an encoding matrix over every field \mathbb{F}_q according to Lemma 1.

The encoding matrix $\mathbf{L}_{K \times (K-D)}$ encodes K messages into $K-D$ code symbols. Thus, the rate achieved by this code is $\frac{1}{K-D}$ and is equal to the capacity of the given MUICP. Hence,

the code generated by the encoding matrix in Fig. 1 and Fig. 2 is of optimal length. \square

Remark 1. In [2], Birk and Kol defined partial clique and gave a coding scheme for a given index coding problem based on the partial cliques of the side information graph. A directed graph $G(V, E)$ is a k -partial clique $Clq(s, k)$ iff $|V| = s$, $\text{outdeg}(v) \geq (s-1-k), \forall v \in V$, and there exists a $v \in V$ such that $\text{outdeg}(v) = (s-1-k)$. It can be observed that the side information graph of one-sided MUICP with K messages and D neighboring antidotes is a $(K-D-1)$ -partial clique. An optimal index code for this $(K-D-1)$ -partial clique can be obtained by using a $K-D$ erasure correcting MDS code. However, by using MDS codes, the size of the field depends on the number of messages K . The encoding matrix $\mathbf{L}_{K \times (K-D)}$ in **CONSTRUCTION** is an encoding matrix over every field. Hence, the optimal length of a one-sided neighboring antidote MUICP is independent of field size. However, when an MDS code exists as an index coding problem with K messages and D antidotes the antidotes need not be neighboring antidotes.

Remark 2. The capacity achieving code is a scalar linear code for a one-sided neighboring antidote MUICP. The optimal length of a scalar linear code is called the *minrank* of side information graph [3]. The optimal length of one-sided MUICP is independent of field size. Thus, the *minrank* of the side information graph of a one-sided neighboring antidote MUICP is independent of field size.

Remark 3. The index code construction in Theorem 1 enables each receiver R_k to decode not only its required message x_k but also all its interfering messages in \mathcal{I}_k (Lemma 2).

Lemma 4. Let D be a positive integer. Consider a symmetric MUICP with K messages and K receivers. Receiver R_k wants the message x_k and its antidotes are given by

$$\mathcal{K}_k = \{x_{k+1}, x_{k+2}, \dots, x_{k+D}\}.$$

The encoding matrix constructed in Theorem 1 for this index coding problem can be written as

$$\mathbf{L}_{K \times (K-D)} = \begin{bmatrix} \mathbf{I}_{K-D} \\ \mathbf{P} \end{bmatrix},$$

where $\mathbf{P} = \mathbf{D}_{D \times (K-D)}$. Consider a symmetric MUICP with K messages and K receivers. Receiver R_k wants the message x_k and its antidotes are given by

$$\mathcal{K}_k = \{x_{k+1}, x_{k+2}, \dots, x_{k+K-D}\}. \quad (13)$$

Then, an encoding matrix for this index coding problem can be given as

$$\mathbf{L}_{K \times D} = \begin{bmatrix} \mathbf{I}_D \\ \mathbf{P}^\top \end{bmatrix}.$$

Proof. In the matrix \mathbf{P} , every D adjacent columns are linearly independent according to the construction procedure given in **CONSTRUCTION**. Hence, in the matrix \mathbf{P}^\top , every D adjacent rows are linearly independent. In the matrix $\mathbf{L}_{K \times D}$, every D adjacent rows are linearly independent (Lemma 3).

$$L_{44 \times 17} = \begin{array}{c} \begin{array}{l} 1\ 0\ 0\ 0\ 0\ 0\ 0\ 0\ 0\ 0\ 0\ 0\ 0\ 0\ 0\ 0\ 0 \\ 0\ 1\ 0\ 0\ 0\ 0\ 0\ 0\ 0\ 0\ 0\ 0\ 0\ 0\ 0\ 0\ 0 \\ 0\ 0\ 1\ 0\ 0\ 0\ 0\ 0\ 0\ 0\ 0\ 0\ 0\ 0\ 0\ 0\ 0 \\ 0\ 0\ 0\ 1\ 0\ 0\ 0\ 0\ 0\ 0\ 0\ 0\ 0\ 0\ 0\ 0\ 0 \\ 0\ 0\ 0\ 0\ 1\ 0\ 0\ 0\ 0\ 0\ 0\ 0\ 0\ 0\ 0\ 0\ 0 \\ 0\ 0\ 0\ 0\ 0\ 1\ 0\ 0\ 0\ 0\ 0\ 0\ 0\ 0\ 0\ 0\ 0 \\ 0\ 0\ 0\ 0\ 0\ 0\ 1\ 0\ 0\ 0\ 0\ 0\ 0\ 0\ 0\ 0\ 0 \\ 0\ 0\ 0\ 0\ 0\ 0\ 0\ 1\ 0\ 0\ 0\ 0\ 0\ 0\ 0\ 0\ 0 \\ 0\ 0\ 0\ 0\ 0\ 0\ 0\ 0\ 1\ 0\ 0\ 0\ 0\ 0\ 0\ 0\ 0 \\ 0\ 0\ 0\ 0\ 0\ 0\ 0\ 0\ 0\ 1\ 0\ 0\ 0\ 0\ 0\ 0\ 0 \\ 0\ 0\ 0\ 0\ 0\ 0\ 0\ 0\ 0\ 0\ 1\ 0\ 0\ 0\ 0\ 0\ 0 \\ 0\ 0\ 0\ 0\ 0\ 0\ 0\ 0\ 0\ 0\ 0\ 1\ 0\ 0\ 0\ 0\ 0 \\ 0\ 0\ 0\ 0\ 0\ 0\ 0\ 0\ 0\ 0\ 0\ 0\ 1\ 0\ 0\ 0\ 0 \\ 0\ 0\ 0\ 0\ 0\ 0\ 0\ 0\ 0\ 0\ 0\ 0\ 0\ 1\ 0\ 0\ 0 \\ 0\ 0\ 0\ 0\ 0\ 0\ 0\ 0\ 0\ 0\ 0\ 0\ 0\ 0\ 1\ 0\ 0 \\ 0\ 0\ 0\ 0\ 0\ 0\ 0\ 0\ 0\ 0\ 0\ 0\ 0\ 0\ 0\ 1\ 0 \\ 0\ 0\ 0\ 0\ 0\ 0\ 0\ 0\ 0\ 0\ 0\ 0\ 0\ 0\ 0\ 0\ 1 \end{array} \\ \hline \begin{array}{l} 1\ 0\ 0\ 0\ 0\ 0\ 0\ 0\ 0\ 0\ 0\ 0\ 0\ 0\ 0\ 0 \\ 0\ 1\ 0\ 0\ 0\ 0\ 0\ 0\ 0\ 0\ 0\ 0\ 0\ 0\ 0\ 0 \\ 0\ 0\ 1\ 0\ 0\ 0\ 0\ 0\ 0\ 0\ 0\ 0\ 0\ 0\ 0\ 0 \\ 0\ 0\ 0\ 1\ 0\ 0\ 0\ 0\ 0\ 0\ 0\ 0\ 0\ 0\ 0\ 0 \\ 0\ 0\ 0\ 0\ 1\ 0\ 0\ 0\ 0\ 0\ 0\ 0\ 0\ 0\ 0\ 0 \\ 0\ 0\ 0\ 0\ 0\ 1\ 0\ 0\ 0\ 0\ 0\ 0\ 0\ 0\ 0\ 0 \\ 0\ 0\ 0\ 0\ 0\ 0\ 1\ 0\ 0\ 0\ 0\ 0\ 0\ 0\ 0\ 0 \\ 0\ 0\ 0\ 0\ 0\ 0\ 0\ 1\ 0\ 0\ 0\ 0\ 0\ 0\ 0\ 0 \\ 0\ 0\ 0\ 0\ 0\ 0\ 0\ 0\ 1\ 0\ 0\ 0\ 0\ 0\ 0\ 0 \\ 0\ 0\ 0\ 0\ 0\ 0\ 0\ 0\ 0\ 1\ 0\ 0\ 0\ 0\ 0\ 0 \\ 0\ 0\ 0\ 0\ 0\ 0\ 0\ 0\ 0\ 0\ 1\ 0\ 0\ 0\ 0\ 0 \\ 0\ 0\ 0\ 0\ 0\ 0\ 0\ 0\ 0\ 0\ 0\ 1\ 0\ 0\ 0\ 0 \\ 0\ 0\ 0\ 0\ 0\ 0\ 0\ 0\ 0\ 0\ 0\ 0\ 1\ 0\ 0\ 0 \\ 0\ 0\ 0\ 0\ 0\ 0\ 0\ 0\ 0\ 0\ 0\ 0\ 0\ 1\ 0\ 0 \\ 0\ 0\ 0\ 0\ 0\ 0\ 0\ 0\ 0\ 0\ 0\ 0\ 0\ 0\ 1\ 0 \\ 0\ 0\ 0\ 0\ 0\ 0\ 0\ 0\ 0\ 0\ 0\ 0\ 0\ 0\ 0\ 1 \end{array} \\ \hline \begin{array}{l} 1\ 0\ 0\ 0\ 0\ 0\ 0\ 0\ 0\ 0\ 0\ 0\ 0\ 0\ 0 \\ 0\ 1\ 0\ 0\ 0\ 0\ 0\ 0\ 0\ 0\ 0\ 0\ 0\ 0\ 0 \\ 0\ 0\ 1\ 0\ 0\ 0\ 0\ 0\ 0\ 0\ 0\ 0\ 0\ 0\ 0 \\ 0\ 0\ 0\ 1\ 0\ 0\ 0\ 0\ 0\ 0\ 0\ 0\ 0\ 0\ 0 \\ 0\ 0\ 0\ 0\ 1\ 0\ 0\ 0\ 0\ 0\ 0\ 0\ 0\ 0\ 0 \\ 0\ 0\ 0\ 0\ 0\ 1\ 0\ 0\ 0\ 0\ 0\ 0\ 0\ 0\ 0 \\ 0\ 0\ 0\ 0\ 0\ 0\ 1\ 0\ 0\ 0\ 0\ 0\ 0\ 0\ 0 \\ 0\ 0\ 0\ 0\ 0\ 0\ 0\ 1\ 0\ 0\ 0\ 0\ 0\ 0\ 0 \\ 0\ 0\ 0\ 0\ 0\ 0\ 0\ 0\ 1\ 0\ 0\ 0\ 0\ 0\ 0 \\ 0\ 0\ 0\ 0\ 0\ 0\ 0\ 0\ 0\ 1\ 0\ 0\ 0\ 0\ 0 \\ 0\ 0\ 0\ 0\ 0\ 0\ 0\ 0\ 0\ 0\ 1\ 0\ 0\ 0\ 0 \\ 0\ 0\ 0\ 0\ 0\ 0\ 0\ 0\ 0\ 0\ 0\ 1\ 0\ 0\ 0 \\ 0\ 0\ 0\ 0\ 0\ 0\ 0\ 0\ 0\ 0\ 0\ 0\ 1\ 0\ 0 \\ 0\ 0\ 0\ 0\ 0\ 0\ 0\ 0\ 0\ 0\ 0\ 0\ 0\ 1\ 0 \\ 0\ 0\ 0\ 0\ 0\ 0\ 0\ 0\ 0\ 0\ 0\ 0\ 0\ 0\ 1 \end{array} \end{array}$$

Fig. 5. Encoding matrix for the MUICP in Example 4.

antidotes given in (14). Hence, the capacity of symmetric MUICP with consecutive antidotes can not be greater than the capacity of symmetric MUICP with neighboring antidotes ($C \leq \frac{1}{K-D}$). The matrix $\mathbf{L}_{K \times (K-D)}$ given in Fig. 1 and Fig. 2 is an encoding matrix for the given symmetric MUICP with consecutive antidotes. Hence, the capacity of this index coding problem is atleast $\frac{1}{K-D}$ ($C \geq \frac{1}{K-D}$). This completes the proof of capacity. The encoding matrix $\mathbf{L}_{K \times (K-D)}$ encodes K messages into $K-D$ code symbols. Thus, the rate achieved by this code is $\frac{1}{K-D}$ and is equal to the capacity of the given MUICP. Hence, the code generated by the encoding matrix in Fig. 1 and Fig. 2 is of optimal length. \square

Consider the setting with K receivers and K messages and the k th receiver R_k demanding the message x_k having the side information given in (15).

$$\mathcal{K}_k = \{x_{k+t_k+1}, x_{k+t_k+2}, \dots, x_{k+t_k+D}\} \quad (15)$$

where $t_k \in \{0, 1, 2, \dots, K-D-1\}$ and $k = \{1, 2, \dots, K\}$. If $t_1 = t_2 = \dots = t_K$, then this setting is equal to symmetric

MUICP with consecutive one-sided side information. If $t_1 = t_2 = \dots = t_K = 0$, then this setting is equal to symmetric MUICP with neighboring side information.

Lemma 6. Consider a MUICP with K messages and K receivers. Receiver R_k wants the message x_k and its antidotes are given by (15). In this index coding problem, the D antidotes are not symmetric but consecutive. The matrix $\mathbf{L}_{K \times (K-D)}$ given by **CONSTRUCTION** is an encoding matrix for this index coding problem.

Proof. The sequence of construction of the matrices in **CONSTRUCTION** guarantees that in the matrix $\mathbf{L}_{K \times (K-D)}$ given in Fig. 1 and Fig. 2 every $K-D$ adjacent rows are linearly independent over every field \mathbb{F}_q (Lemma 3). In this MUICP, every receiver has D consecutive antidotes. Thus, for the given MUICP, the matrix $\mathbf{L}_{K \times (K-D)}$ given in Fig. 1 and Fig. 2 is an encoding matrix over every field \mathbb{F}_q according to Lemma 1 and Lemma 2. \square

Remark 4. The capacity of symmetric MUICP with neighboring antidotes is given in (2). The K messages in this index coding problem are taking values from a field uniformly and independent. Let m be an integer relatively prime to K . Define the mapping π as

$$\pi : k \rightarrow mk$$

for $k = 1, 2, \dots, K$. This mapping creates a new index coding problem with K messages and K receivers. Receiver $R_{\pi(k)}$ wants the message $x_{\pi(k)}$ and its antidotes are given by

$$\mathcal{K}_k = \{x_{\pi(k+1)}, x_{\pi(k+2)}, \dots, x_{\pi(k+D)}\} \quad (16)$$

This new index coding problem is not a consecutive antidote MUICP. We can generate $\phi(K)$ (Euler's totient function) such new index coding problems. The side information graph of this new MUICP is isomorphic to the side information graph of symmetric one sided neighboring antidote MUICP. Hence, the capacity of the new MUICP is equal to that of the symmetric MUICP with neighboring antidotes. Let the rows of the matrix $\mathbf{L}_{K \times (K-D)}$ given by **CONSTRUCTION** be $\{L_1, L_2, \dots, L_K\}$. Define the matrix $\mathbf{L}_{K \times (K-D)}^\pi$ to be a $K \times (K-D)$ matrix with rows $\{L_{\pi(1)}, L_{\pi(2)}, \dots, L_{\pi(K)}\}$. The matrix $\mathbf{L}_{K \times (K-D)}^\pi$ is an encoding matrix for the MUICP with antidotes given by (16).

Example 5. Consider a one-sided neighboring antidote MUICP with $K = 7, D = 3$. For this index coding problem, we have $\lambda_1 = 1$ and $l = 1$. The encoding matrix $\mathbf{L}_{7 \times 4}$ is given below.

$$\mathbf{L}_{7 \times 4} = \begin{bmatrix} 1 & 0 & 0 & 0 \\ 0 & 1 & 0 & 0 \\ 0 & 0 & 1 & 0 \\ 0 & 0 & 0 & 1 \\ \mathbf{1} & \mathbf{0} & \mathbf{0} & \mathbf{1} \\ \mathbf{0} & \mathbf{1} & \mathbf{0} & \mathbf{1} \\ \mathbf{0} & \mathbf{0} & \mathbf{1} & \mathbf{1} \end{bmatrix}$$

Let $m = 2$. The mapping π is given below.

k	1	2	3	4	5	6	7
$\pi(k)$	2	4	6	1	3	5	7

TABLE III

The new MUICP is described in the following table.

\mathbf{R}_x	\mathcal{W}_k	\mathcal{K}_k
R_1	x_1	x_3, x_5, x_7
R_2	x_2	x_4, x_6, x_1
R_3	x_3	x_5, x_7, x_2
R_4	x_4	x_6, x_1, x_3
R_5	x_5	x_7, x_2, x_4
R_6	x_6	x_1, x_3, x_5
R_7	x_7	x_2, x_4, x_6

TABLE IV

The encoding matrix $\mathbf{L}_{7 \times 4}^\pi$ for the new MUICP defined in Table IV is given below.

$$\mathbf{L}_{7 \times 4}^\pi = \begin{bmatrix} 0 & 0 & 0 & 1 \\ 1 & 0 & 0 & 0 \\ \mathbf{1} & \mathbf{0} & \mathbf{0} & \mathbf{1} \\ 0 & 1 & 0 & 0 \\ \mathbf{0} & \mathbf{1} & \mathbf{0} & \mathbf{1} \\ 0 & 0 & 1 & 0 \\ \mathbf{0} & \mathbf{0} & \mathbf{1} & \mathbf{1} \end{bmatrix}$$

D. Optimal length index codes for two-sided antidote MUICPs

In [11], we proposed a vector linear index code construction which constructs a vector linear index code for two-sided neighboring antidote MUICPs starting from a given one-sided neighboring antidote MUICP with a known scalar linear index code. The construction given in Theorem 1 along with our construction in [11] gives a capacity achieving vector linear index codes for two-sided neighboring antidote problems for every K, U and D . If a scalar linear index code \mathcal{C} for the one-sided antidote problem is defined in the field \mathbb{F}_q , the construction procedure in [11] gives the construction of vector linear code for the two-sided antidote index coding problem in the same field \mathbb{F}_q . Thus, the construction given in Theorem 1 along with our construction in [11] gives capacity achieving vector linear codes for two-sided neighboring antidote problems for every K, U and D . The index codes so constructed are independent of field size.

III. CONCLUSION

In this paper, a capacity achieving scalar linear coding scheme is proposed for one-sided neighboring antidotes MUICPs. Some of the interesting directions of further research are as follows:

- Recently, it has been observed that in a noisy index coding problem it is desirable for the purpose of reducing the probability of error that the receivers use as small a number of transmissions from the source as possible and linear index codes with this property have been reported in [5], [9]. While the report [5] considers fading broadcast channels, in [7] and [8] AWGN channels are considered and it is reported that linear index codes with minimum length (capacity achieving codes or optimal length codes) help to facilitate to achieve more reduction in probability of error compared to non-minimum length codes for receivers with large amount of side-information. These aspects remain to be investigated for the constructed class of scalar linear codes.
- In this paper, we proved that for the one-sided neighboring antidote symmetric MUICPs, the minrank of the side information graph is independent of the field size. We conjecture that for any unicast index coding problem with independent messages, the minrank of the side information graph is independent of the field size.

ACKNOWLEDGMENT

The authors would like to thank Lakshmi Prasad Natarajan for useful suggestions and pointing out a mistake in Lemma 3 in the previous version.

This work was supported partly by the Science and Engineering Research Board (SERB) of Department of Science and Technology (DST), Government of India, through J.C. Bose National Fellowship to B. Sundar Rajan.

REFERENCES

- [1] H. Maleki, V. Cadambe, and S. Jafar, "Index coding an interference alignment perspective", in *IEEE Trans. Inf. Theory*, vol. 60, no.9, pp.5402-5432, Sep. 2014.
- [2] Y. Birk and T. Kol, "Informed-source coding-on-demand (ISCOD) over broadcast channels", in *Proc. IEEE Conf. Comput. Commun.*, San Francisco, CA, 1998, pp. 1257-1264.
- [3] Z. Bar-Yossef, Z. Birk, T. S. Jayram and T. Kol, "Index coding with side information", in *Proc. 47th Annu. IEEE Symp. Found. Comput. Sci.*, Oct. 2006, pp. 197-206.
- [4] L. Ong and C. K. Ho, "Optimal Index Codes for a Class of Multicast Networks with Receiver Side Information", in *Proc. IEEE ICC*, Ottawa, Canada, June 2012, pp. 2213-2218.
- [5] A. Thomas, R. Kavitha, A. Chandramouli, and B. S. Rajan, "Optimal Index Coding with Min-Max Probability of Error over Fading," in *Proc. IEEE PIMRC*, Hong Kong, August 2015, pp.889-894.
- [6] R. Peeters, Orthogonal representations over finite fields and the chromatic number of graphs, *Combinatorica*, vol. 16, no. 3, Sept 1996, pp. 417-431.
- [7] A. M. Anjana and B. S. Rajan, "Index Coded PSK Modulation," in *Proc. IEEE WCNC*, Doha, Qatar, April 2016, pp. 1890-1896.
- [8] A. M. Anjana and B. S. Rajan, "Noisy Index Coding with PSK and QAM," arXiv:1603.03152v1, 10, Mar. 2016.
- [9] R. Kavitha and B. S. Rajan, "On the number of optimal index codes," in *Proc. IEEE ISIT*, Hong Kong, June 2015, pp. 1044-1048.
- [10] M. B. Vaddi, R. K. Bhattaram and B. S. Rajan, "Optimal Scalar Linear Index Codes for Some Symmetric Multiple Unicast Problems," arXiv:1510.05435v1 [cs.IT] 19, Oct' 2015.
- [11] M. B. Vaddi and B. S. Rajan, "Optimal Vector Linear Index Codes for Some Symmetric Multiple Unicast Problems," in *Proc. IEEE ISIT*, Barcelona, Spain, July 2016.