

Symmetry, topology and the maximum number of mutually pairwise touching infinite cylinders: complete configuration classification

Peter V. Pikhitsa^{a)} and Stanislaw Pikhitsa

^{a)} Seoul National University, Seoul, 151-742, Korea

peter@snu.ac.kr

Abstract

We provide a complete classification of possible configurations of mutually pairwise touching infinite cylinders in Euclidian 3D space. It turns out that there is a maximum number of such cylinders possible in 3D independently on the shape of the cylinder cross-sections. We give the explanation of the uniqueness of the non-trivial configuration of seven equal mutually touching round infinite cylinders found earlier. Some results obtained for the chirality matrix which is equivalent to the Seidel adjacency matrix may be found useful for the theory of graphs.

Keywords: infinite cylinders, mutual touching, chirality matrix

1. Introduction.

The problem of mutually touching infinite cylinders begets a non-trivial geometry leading to expansive or auxetic behavior of a regular network of cylinders that may be interesting for Physics [1-3]. A configuration of mutually touching n infinite cylinders (named an n -knot in [1-3] and, alternatively, n -cross in [3]) lies in the core of the auxetic properties because each mutual touching removes a degree of freedom from the configuration until for the configurations in the network only expansion or contraction as a whole is allowed of all possible motions [1].

Since the discovery of the mutually touching 7, 8, and 9 round infinite cylinders [1-4] many questions have remained open. First of all there is the question of configuration classification, that is the development of a method that would give a possibility to distinguish configurations to find new ones. Another question is of how many cylinders of arbitrary adjustable cross-sections could mutually contact. Before only round cylinders have been under consideration [1-4]. And finally, is the configuration with seven all equal round cylinders (named here **a89** for the reasons explained below) first found in [2] and then rediscovered in [4] unique or there are other non-trivial configurations of the seven cylinders? We will answer these questions by considering the symmetry and topology of configurations of oriented lines in 3D as well as by utilizing the restrictions imposed by the conditions of mutual contacts.

We use the normalized *chirality matrix* that we introduced in [3], which describes the topology of a configuration of infinite oriented lines in 3D space and reads

$$P_{i,k} \equiv \begin{pmatrix} 0 & \frac{\mathbf{R}_{ik}[\mathbf{n}_i \times \mathbf{n}_k]}{|\mathbf{R}_{ik}[\mathbf{n}_i \times \mathbf{n}_k]|} & \dots & \dots \\ \frac{\mathbf{R}_{ik}[\mathbf{n}_i \times \mathbf{n}_k]}{|\mathbf{R}_{ik}[\mathbf{n}_i \times \mathbf{n}_k]|} & 0 & \dots & \vdots \\ \vdots & \vdots & \ddots & \vdots \\ \vdots & \dots & \dots & 0 \end{pmatrix}, \quad (1)$$

where \mathbf{n}_i is a unit vector along the i^{th} line (Fig. 1) and \mathbf{R}_{ik} is the vector of the shortest distance between the i^{th} and the k^{th} lines, collinear with $[\mathbf{n}_i \times \mathbf{n}_k]$. Note that chirality matrix P as a

symmetrical matrix of the entries +1 and -1 and the zeroes on its diagonal is identical to the Seidel adjacency matrix used in the theory of graphs. Therefore some results that we obtain below for the chirality matrix may be useful for the graph theory. The chirality matrix has its inner symmetries: changing directions of lines leads to simultaneous changing the sign of i^{th} column and i^{th} row and the line number permutations lead to i^{th} and j^{th} permutations of corresponding columns and rows. These operations are the similarity transformations that do not change the determinant of the chirality matrix which remains the topological invariant [3].

As far as the chirality matrix P is not enough to tell all the nuances of the topology of configurations of mutually pairwise touching cylinders, we introduce a novel matrix \mathcal{R} that we name the *ring matrix*. Together with the chirality matrix P it can unambiguously distinguish the topology of non-trivial configurations of lines in 3D in general and thus can be applied for the classification of the configurations of 7, 8, and 9 mutually pairwise touching infinite cylinders (called 7, 8, and 9-knots in [3]). Along with \mathcal{R} we will generate a matrix Q from the chirality matrix P that will ignore the direction of oriented lines because the orientations are irrelevant for the configurations of the cylinders. Such situation is known for the nematic liquid crystals where the director rather than the vector determines their configurations.

2. Ring matrix and complete classification of the configurations.

One can write

$$\begin{aligned} \mathbf{R}_{ik} &= |\mathbf{R}_{ik}| \mathbf{r}_{ik}, \\ \mathbf{r}_{ik} &= P_{ik}[\mathbf{n}_i \times \mathbf{n}_k] / |P_{ik}[\mathbf{n}_i \times \mathbf{n}_k]| . \end{aligned} \quad (2)$$

The unit vectors \mathbf{r}_{ik} are shown in Fig. 1 where the projection along the direction of the i^{th} line of the configuration of four lines is given. To get the criterion of whether the i^{th} line is encaged by the other three lines we project

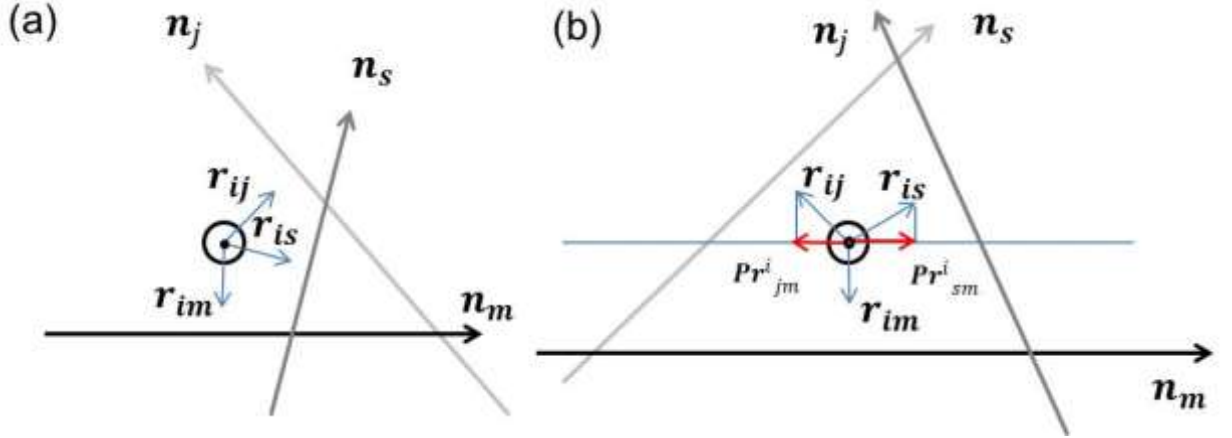


Fig. 1. Top view of the i^{th} line encaged by three lines that we call a ring. The line direction towards the reader is denoted by a circle with a dot. (a), no encaging; (b) the line encaged by the other three lines. The red arrows show the projections of the unit vectors in the direction of r_{im} .

the unit vectors to define

$$\mathbf{Pr}_{jm}^i = \mathbf{r}_{im} - (\mathbf{r}_{im}\mathbf{r}_{ij})\mathbf{r}_{ij} . \quad (3)$$

When the projections point in different directions for each of the three lines, then the i^{th} line is surrounded by the other lines as shown in Fig. 1b and thus is encaged (entangled). The criterion would be

$$S(j, s, m; i) + S(m, s, j; i) + S(j, m, s; i) \equiv -3, \quad (4)$$

where

$$S(j, s, m; i) = \text{sign}(\mathbf{Pr}_{jm}^i \mathbf{Pr}_{sm}^i). \quad (4)$$

Calculated for each line it can form a vector

$$\mathfrak{R}_i = \sum_{s>m>j} 1, \text{ if } [S(j, s, m; i) + S(m, s, j; i) + S(j, m, s; i) = -3], 0, \text{ otherwise} . \quad (5)$$

Such a vector tells how many rings of three lines encage each of the line in a given configuration. However, we found that for the unambiguous discrimination of the topology of line configurations the vector, being a topological invariant, is still insufficient. As we mentioned earlier, the complete description stems from the *ring matrix* \mathcal{R} . To define \mathcal{R} we give the vector \mathfrak{R} the structure where in Eq. (5) instead of 1s (the scalars) we sum up vectors

$$\mathcal{R}_{i,k} = \sum_{s>m>j} \{1, \text{ if } [(s = k) + (j = k) + (m = k)], 0 \text{ otherwise}\}, \text{ if } [S(j, s, m; i) + S(m, s, j; i) + S(j, m, s; i) = -3], 0 \text{ otherwise} . \quad (6)$$

that indicate how many times each line enters into each of rings encaging a given line. For illustration we give the vector \mathfrak{R} and the matrix \mathcal{R} calculated for the configuration **a89** for 7^* -knot [2, 3] with the help of Eq. (5) and Eq. (6), respectively:

$$\mathfrak{R}(a89) = \begin{pmatrix} 4 \\ 8 \\ 0 \\ 0 \\ 4 \\ 4 \\ 0 \end{pmatrix}, \quad (7)$$

$$\mathcal{R}(a89) = \begin{pmatrix} 0 & 1 & 1 & 4 & 1 & 1 & 4 \\ 4 & 0 & 4 & 4 & 4 & 4 & 4 \\ 0 & 0 & 0 & 0 & 0 & 0 & 0 \\ 0 & 0 & 0 & 0 & 0 & 0 & 0 \\ 1 & 1 & 4 & 4 & 0 & 1 & 1 \\ 1 & 1 & 1 & 1 & 4 & 0 & 4 \\ 0 & 0 & 0 & 0 & 0 & 0 & 0 \end{pmatrix}. \quad (8)$$

One can notice that the sum of the numbers in the first row in Eq. (8) is three times the first number in the vector in Eq. (7). The same is true for all the rows in Eq. (8). It is so because each ring encaging a line consists of three other lines. The matrix \mathcal{R} is a topological invariant which together with the chirality matrix [3]

$$P(a89) = \begin{pmatrix} 0 & +1 & +1 & +1 & +1 & +1 & +1 \\ +1 & 0 & +1 & +1 & +1 & -1 & +1 \\ +1 & +1 & 0 & -1 & -1 & -1 & +1 \\ +1 & +1 & -1 & 0 & -1 & +1 & +1 \\ +1 & +1 & -1 & -1 & 0 & +1 & -1 \\ +1 & -1 & -1 & +1 & +1 & 0 & +1 \\ +1 & +1 & +1 & +1 & -1 & +1 & 0 \end{pmatrix} \quad (9)$$

completely and unambiguously describes the topology of the line configuration. It is remarkable that one can reproduce the chirality matrix and the ring matrix just by inspecting any given configuration while establishing directions along the cylinders and marking the chirality at each contact, along with the counting the number of rings around each cylinder that contain this cylinder. The reverse problem can be solved as well: being given both matrices one can reproduce the topologically equivalent line configuration. However, for practical purposes of finding new configurations instead of inspecting the two matrices it would be easier to have a numerical invariant that could distinguish different topologies.

3. A numerical invariant for the complete classification of configurations.

Unfortunately, the chirality matrix is sensitive to the orientations of the lines. To avoid this dependence we derive a new matrix Q from P which is invariant with respect to the line orientation as follows (we are using Eq. (9) as an example):

One has to transform the first row in $P(a89)$ into all +1s (it is already so) and to sum up numbers in the corresponding columns and put the sums into the first row.

One has to transform the second row in $P(a89)$ into all +1s (here by reverting sign in the sixth column and then in the sixth row) then to sum up numbers in the corresponding columns and put the sums into the second row.

After proceeding in the same way through the whole matrix of Eq. (9) one gets the symmetric matrix:

$$Q(P(a89)) = \begin{pmatrix} 6 & 4 & 0 & 2 & 0 & 2 & 4 \\ 4 & 6 & 2 & 0 & -2 & -2 & 2 \\ 0 & 2 & 6 & -2 & 0 & 2 & 2 \\ 2 & 0 & -2 & 6 & -2 & 2 & 4 \\ 0 & -2 & 0 & -2 & 6 & 0 & 0 \\ 2 & -2 & 2 & 2 & 0 & 6 & 0 \\ 4 & 2 & 2 & 4 & 0 & 0 & 6 \end{pmatrix}. \quad (10)$$

An additional advantage of Q is that it is different for the mirror configuration

$$Q(-P(a89)) = \begin{pmatrix} 6 & -2 & 2 & 0 & 2 & 0 & -2 \\ -2 & 6 & 0 & 2 & 4 & 4 & 0 \\ 2 & 0 & 6 & 4 & 2 & 0 & 0 \\ 0 & 2 & 4 & 6 & 4 & 0 & -2 \\ 2 & 4 & 2 & 4 & 6 & 2 & 2 \\ 0 & 4 & 0 & 0 & 2 & 6 & 2 \\ -2 & 0 & 0 & -2 & 2 & 2 & 6 \end{pmatrix}. \quad (11)$$

Eq. (10) and Eq. (11) satisfy the equation that holds for all 7-knots:

$$Q(P) + Q(-P) = \begin{pmatrix} 12 & 2 & 2 & 2 & 2 & 2 & 2 \\ 2 & 12 & 2 & 2 & 2 & 2 & 2 \\ 2 & 2 & 12 & 2 & 2 & 2 & 2 \\ 2 & 2 & 2 & 12 & 2 & 2 & 2 \\ 2 & 2 & 2 & 2 & 12 & 2 & 2 \\ 2 & 2 & 2 & 2 & 2 & 12 & 2 \\ 2 & 2 & 2 & 2 & 2 & 2 & 12 \end{pmatrix}. \quad (12)$$

The form of Eq. (12) also holds for all 8- and 9- knots where the matrices are 8x8 and 9x9 and the numbers on the diagonal of the corresponding matrix are 14 and 16, respectively.

All possible numerical invariants could be formed from the traces of corresponding matrices such as: $tr(\mathcal{R}^2)$, $tr(\mathcal{R}^3)$, ... $tr(\mathcal{R}^7)$. Yet, in order to distinguish mirror configurations we have to include Q as well, for example, by adding $tr(Q\mathcal{R})$, $tr(Q\mathcal{R}^2)$, $tr(Q^2\mathcal{R})$, etc. Such numbers could be combined in a single numerical for each configuration. Here we suggest a simple formal summation over $n = 0,1,2 \dots$ that proved to be a good practical numerical invariant that could tell the topologically different configurations:

$$\wp(P, R) = \sum_n tr(Q\mathcal{R}^n) = tr[Q(1 - \mathcal{R})^{-1}]. \quad (13)$$

One can introduce an additional ring invariant that would have the same value for the configurations with the same ring matrix which is insensitive to mirroring:

$$\wp_{\mathcal{R}} = \wp(P, R) + \wp(-P, R). \quad (14)$$

It directly follows from Eq. (13) along with the Eq. (12) that Eq. (14) is determined only by \mathcal{R} . Below we will give the results of the calculations of invariants for a number of configurations.

4. The chirality matrices forbidden for mutual pairwise touching.

We will show that much information about n -knot configurations can be extracted solely from the analysis of the chirality matrix. The most important is that there is a rigorous sufficiency criterion as to chirality matrices that lead to impossible configurations, that is to those configurations that never allow mutual pairwise contacts of all cylinders. Namely,

- *if P contains a subset of 5 cylinders that have a 5×5 submatrix (which we conventionally call $K5$ from the theory of graphs)*

$$K5 = \begin{pmatrix} 0 & 1 & 1 & 1 & 1 \\ 1 & 0 & 1 & 1 & 1 \\ 1 & 1 & 0 & 1 & 1 \\ 1 & 1 & 1 & 0 & 1 \\ 1 & 1 & 1 & 1 & 0 \end{pmatrix} \quad (15)$$

or any of its transformation with changing directions and cylinder permutations (simultaneous changing the sign of i^{th} column and i^{th} row or/and i^{th} and j^{th} permutations), as well as mirror transformation that changes the signs of all entries of $K5$, then this configuration is impossible for mutual pairwise contacts.

To prove the impossibility of $K5$ to have all the cylinders in the mutual contacts we will use a projection diagram to form the matrix $K5$. First, one can draw a diagram element to illustrate the assignment of signs +1 and -1 for the projection of two cylinders (Fig. 2): nearest rotation from red to blue going counter-clockwise gives +1 for the corresponding element of the chirality matrix, otherwise -1. Here in the diagram the red line should run over the blue line.

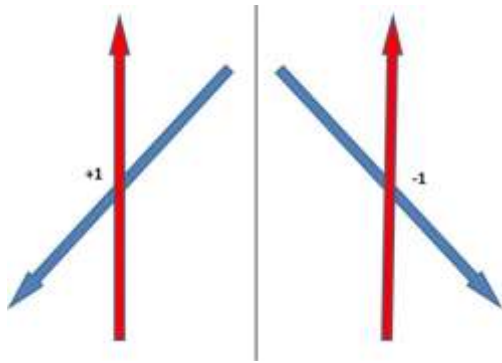


Fig. 2. The elementary diagrams illustrating the chirality +1 (left) and -1 (right) of the configuration of two oriented lines in 3D.

It is not difficult to construct a diagram for $K5$ and prove the theorem by direct inspection of the configuration which we give below in Fig. 3. The determinant of $K5$ is either 4 or -4 (for the mirror configuration) and only $K5$ can have such determinants. This property can be used to

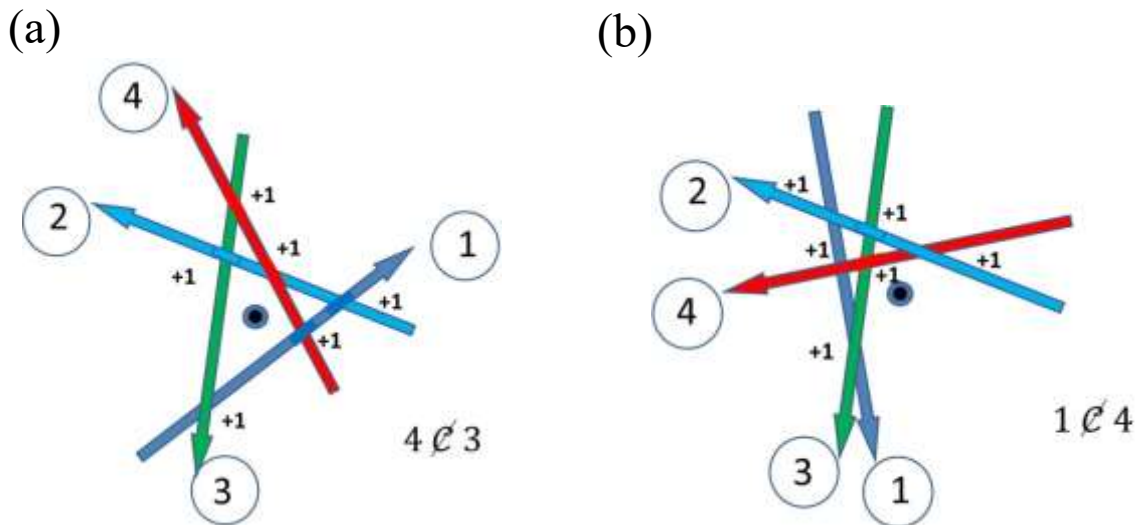


Fig. 3. (a) Illustration of $K5$ where cylinder 4 does not contact cylinder 3 marked with the crossed letter C. 0th cylinder points out of the picture. (b) The other case where 1st cylinder does not contact with the 4th cylinder.

find the presence of $K5$ in any chirality matrix. The requirement that $K5$ should be absent selects out of all possible chirality matrices P for 7×7 matrices with all possible determinants which absolute values are

$$2, 6, 10, 14, 18, 22, 26, 30, 34, 42, 46, 50, 54, 66, 70, 78, 90, 102, 150, 162, 250 \quad (16)$$

only the matrices of determinants with absolute values

$$2, 10, 18, 42, 54, 66, 102, 150, 162, \mathbf{250} \quad (17)$$

which do not contain $K5$. We found existing configurations for all determinants of Eq. (17) (see Fig. 7 and Appendices 1,3,4) but for 250.

Of course there may exist configurations which do not contain $K5$ but still cannot have all the cylinders in the mutual contacts. Namely, of all the matrices of Eq. (17) only for $|P| = 250$ all cylinders cannot be in mutual contacts. Below we show that $P250$ in spite of not having $K5$ still cannot be realized with all mutual contacts for positive radii of the cylinders: at least two of the cylinders cannot contact.

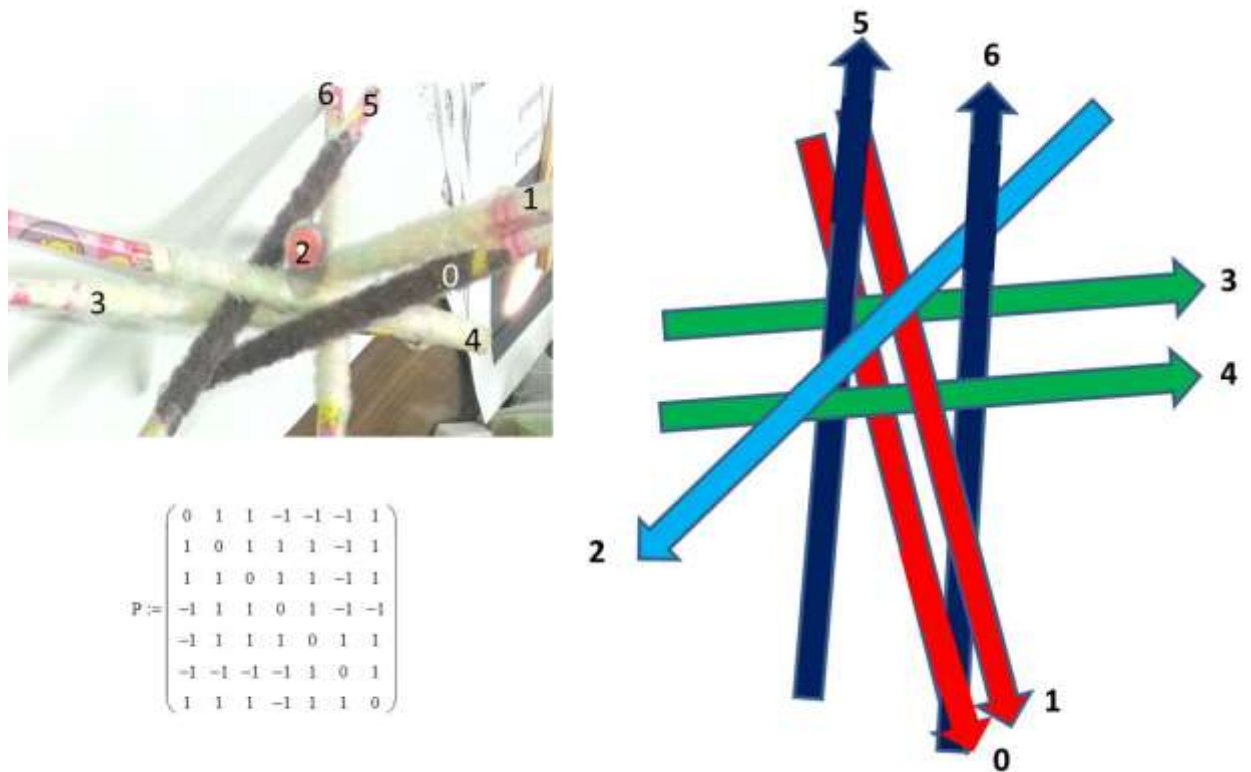


Fig. 4. A pencil model of the configuration of cylinders $P250$ (left) and its schematic presentation with directed lines. The numbers of lines correspond to the numbers on the pencils.

Let us introduce a useful definition. Two cylinders are said to be in *equal environment* (EE) if two rows/columns that correspond to these two cylinders in the chirality matrix are identical or can be made identical by multiplying by -1. Of course one should ignore the diagonal zeroes. The necessary condition for a matrix to have such a property is to have 1 or -1 among its eigenvalues. Yet, some chirality matrices (for example, the one with $|P| = 42$) while having 1 and -1 among its eigenvalues do not have EE. The EE property is important for understanding why $P250$ configuration is impossible for mutual contacts. Later we will show that EE also helps to select out those configurations that cannot have all equal cylinders.

From the matrix $P250$ shown in Fig. 4 one can see that the first and the second cylinder are in EE. All other chiral matrices out of the list of Eq. (17), for example, for the configuration **b14** with the chiral matrix determinant -102 containing cylinders in EE, possess a property:

If one switches the chirality between the very two EE cylinders in the matrix, then the matrix turns into the matrix which contains K5.

The only exception is the chiral matrix $P250$: if one switches the chirality matrix entry between the first and the second cylinders in EE (which is $P_{1,2} = 1$ in Fig. 4) to $P_{1,2} = -1$, then the determinant will switch to -250 and will not contain $K5$, unlike other chiral matrices of Eq. (17) that have EE. This specific property greatly restricts the possible configurations of the cylinders corresponding to $P250$. Indeed, the two cylinders in EE cannot go through any ring similar to the one in Fig. 3a which is created by the lines 1,2,3. We call such a ring *right wreath*. In this picture the lines 0 and 4 are in EE and both punch the ring. The configuration is $K5$, yet if we switch the chirality between lines 0 and 4 then there is no $K5$. That means that if the two EE cylinders in a configuration with $|P| = 250$ punched any of such rings, then after switching their chirality, $K5$ would appear as it happens for other chiral matrices. On the other hand, if the two EE cylinders are located outside the ring made by lines 1, 2, 3 in Fig. 3b (we call such a ring *right scissors*) then again they would be in $K5$ configuration. Switching the chirality between the two removes $K5$ which never happens for $P250$. The restrictions of not having such rings to punch and to pass by, reduce the configuration for $P250$ down to the one shown in Fig. 4. The schematic in Fig.4 with lines demonstrate that the 2nd cylinder is in the see-saw configuration balancing on the 1st cylinder and is being able to touch either the 3rd or the 4th cylinder but never both.

Let us note that while investigating the matrix $P250$ we serendipitously came across a remarkable property of the matrix: we found that the determinant $|P_{i,k}(r_i + r_k)| \geq 0$ for all $r_i \geq 0$. We proved it analytically by direct calculation finding the series of all positive terms for the determinant. A similar determinant with all $P_{i,k} = 1$ was considered long ago in 1880 on page 221 in item 29 of the section “Examples on the methods of the text” in the book “A treatise on the theory of determinants”, Cambridge, Univ. Press by Robert Forsyth Scott.

5. The maximum number of mutually pairwise touching straight cylinders of arbitrary cross-section.

The question of the number of cylinders of arbitrary cross-section arises when one tries to use the arguments of the degrees of freedom that we used for 7,8 and 9 round cylinders [1-3]. Solely on the arguments it would be reasonable to expect that while arbitrary cross-sections have infinitely large number of shapes and therefore the degrees of freedom, then the number of mutually pairwise touching straight cylinders of arbitrary cross-section could be infinite. However, the theorems given below claim that this is not the case: the number of mutually pairwise touching straight cylinders is restricted from above at least by the number 14.

The notion of “pairwise” means here that the point of a contact is shared by two and only two cylinders. The degree of freedom arguments used in our previous works [1-3] give a definite prediction as to the maximum possible number of cylinders of arbitrary radii (which is 7)

provided that the radii are not adjusted. If the radii are involved into calculations then the maximum number increases up to 9 because each adjustable radius adds a degree of freedom. However, there is a question: what if the cross-section of cylinders is not a circle but is possible to be varied and adjusted? It is easy to imagine an elliptical cross-section which immediately produces up to two additional degrees of freedom for each cylinder (rotation around the cylinder axis and the aspect ratio). It can be generalized for infinitely many degrees of freedom for arbitrary shaped cross-sections. As we said earlier, one would expect an arbitrary number of mutually touching cylinders. With the help of the chirality matrix we will show that it is not the case for pairwise touching, namely:

the maximum number of mutually pairwise touching infinitely long straight cylinders with arbitrary adjustable cross-sections is restricted from above.

The degeneracy of a straight line when several lines pass through one single point in space is not considered because in such a degenerate case the notion of “mutual contact” does not have a meaning of a pairwise contact which we explore. Still it is possible to consider infinite straight stripes (blades) with straight line edges if only the pairwise contact is allowed which we will publish elsewhere.

$P250$ plays the role of $K5$ for larger than 7 number of cylinders. The presence of $K5$ or $P250$ is a sufficient condition for any configuration of cylinders of arbitrary cross-section not to have all the cylinders in the mutual pairwise contacts. We use the properties of $K5$ and $P250$ to prove important theorems:

1. The number of arbitrary cylinders that can be in mutual pairwise contacts cannot exceed 18. That means that starting from $n > 18$ any chirality matrix contains $K5$.
2. Moreover, the number of arbitrary cylinders in mutual pairwise contacts cannot exceed 14. This happens because starting from $n > 14$ any chirality matrix contains $P250$ as a submatrix.

We prove these theorems by direct calculations showing that:

All chiral matrices larger than 18×18 contain $K5$. There is only one prototype matrix 18×18 (up to the similarity transformations) that does not contain 5 :

	0	1	2	3	4	5	6	7	8	9	10	11	12	13	14	15	16	17
0	0	1	1	1	-1	-1	-1	1	1	1	-1	-1	-1	1	1	1	-1	-1
1	1	0	1	1	-1	-1	1	-1	1	1	-1	1	1	-1	-1	-1	1	-1
2	1	1	0	1	1	-1	-1	1	-1	-1	1	-1	1	1	-1	-1	1	-1
3	1	1	1	0	1	1	1	-1	1	-1	-1	-1	1	1	-1	1	-1	1
4	-1	-1	1	1	0	1	1	1	-1	1	1	-1	1	-1	-1	1	-1	-1
5	-1	-1	-1	1	1	0	1	1	1	-1	-1	1	-1	1	-1	1	1	-1
6	-1	1	-1	1	1	1	0	1	1	1	-1	-1	1	-1	1	-1	1	1
7	1	-1	1	-1	1	1	1	0	1	1	1	-1	-1	1	1	-1	1	-1
P = 8	1	1	-1	1	-1	1	1	1	0	1	1	1	-1	1	-1	-1	-1	1
9	1	1	-1	-1	1	-1	1	1	1	0	1	1	1	-1	1	1	-1	-1
10	-1	-1	1	-1	1	-1	-1	1	1	1	0	1	1	1	-1	-1	-1	1
11	-1	1	-1	-1	-1	1	-1	-1	1	1	1	0	1	1	-1	1	1	-1
12	-1	1	1	1	1	-1	1	-1	-1	1	1	1	0	1	1	1	1	1
13	1	-1	1	1	-1	1	-1	1	1	-1	1	1	1	0	1	1	1	1
14	1	-1	-1	-1	-1	-1	1	1	-1	1	-1	-1	1	1	0	1	1	1
15	1	-1	-1	1	1	1	-1	-1	-1	1	-1	1	1	1	1	0	-1	-1
16	-1	1	1	-1	-1	1	1	1	-1	-1	-1	1	1	1	1	-1	0	-1
17	-1	-1	-1	1	-1	-1	1	-1	1	-1	1	-1	1	1	1	-1	-1	0

This matrix has a simple characteristic polynomial $(x^2 - 17)^9$.

All chirality matrices larger than 14x14 contain P250. There is only one prototype matrix 14x14 (up to the similarity transformations) that does not contain both K5 and 250 :

	0	1	2	3	4	5	6	7	8	9	10	11	12	13
0	0	1	-1	1	1	-1	-1	1	1	-1	-1	1	1	-1
1	1	0	1	-1	1	-1	1	-1	1	-1	-1	-1	1	1
2	-1	1	0	1	1	-1	1	-1	-1	1	1	-1	1	-1
3	1	-1	1	0	1	-1	1	1	-1	1	-1	1	-1	-1
4	1	1	1	1	0	1	1	-1	1	-1	1	1	-1	-1
5	-1	-1	-1	-1	1	0	1	1	1	-1	1	-1	-1	-1
P = 6	-1	1	1	1	1	1	0	1	1	1	-1	-1	-1	1
7	1	-1	-1	1	-1	1	1	0	1	1	-1	-1	1	-1
8	1	1	-1	-1	1	1	1	1	0	1	1	1	1	1
9	-1	-1	1	1	-1	-1	1	1	1	0	1	1	1	1
10	-1	-1	1	-1	1	1	-1	-1	1	1	0	1	1	-1
11	1	-1	-1	1	1	-1	-1	-1	1	1	1	0	-1	1
12	1	1	1	-1	-1	-1	-1	1	1	1	1	-1	0	-1
13	-1	1	-1	-1	-1	-1	1	-1	1	1	-1	1	-1	0

This matrix has a simple characteristic polynomial $(x^2 - 13)^7$. The direct calculation was performed by using a MathCad11 solver programmed to find K5 and P250 matrices in all possible chirality matrices of successively growing size. The text of the program for finding K5 is given in Appendix 5. A complete calculation up to the matrix 18x18 may take up to 4 hours depending on the CPU.

6. Collection of configurations of 7,8, and 9 mutually touching round infinite cylinders.

In order to analyze and classify different configurations we produced a collection of 7-knots (see Fig. 8 below and Appendices 1,3,4). For this purpose we first calculated several 9-knots (in addition to the one first published in [3] with the determinant of the chirality matrix (see Eq. (1) for the definition) $|P| = 0$, which we designated first as **a** and then as **a0a** (when the number of configurations found grew big) with determinants $-52, 16, 4, 0$ which we first designated **b, c, d,** and **e** when they were few and then changed to **am52a, a16, a4a,** and **a0b**, correspondingly, and others (see Fig. 5 and Appendix 2 for the complete list). Here **a=a0a** is different from **e= a0b** in spite of having the same zero determinant of P . Then we extracted a number of 7-knot configurations by removing any two cylinders, designating the resulting configuration as **a89**, for example, when it was extracted from **a** by removing 8th and 9th cylinders or say **e69** if it were 6th and 9th cylinders from **e**. At the same time we produced 8-knots in the same manner and designated them accordingly (see Fig. 8), for example **a8** when the 8th cylinder was removed from **a=a0a**. Except those configurations that originate from different 9-knots we produced a number of configurations of 7-knots and 8-knots independently. They have their own labels usually containing the information of the determinant of the chirality matrix of a certain configuration. The letter **m** before the name of a configuration means a **mirror** configuration of the one without the letter.

Many topologically different 7-knot configurations have the same determinant $|P|$, positive or negative, which had the form $4n + 2$ where n is an integer. The chirality matrix turned out to be different for many configurations with the same determinant but for all cases except $n = 0, -1$, the matrices could be transformed into each other by permutations and/or by changing the sign of the row/column which corresponds to permutations between the cylinders or to a change of the direction of the orientation of a given cylinder which transformation does not change the topology of the configuration. The case $n = 0, -1$ was slightly different because the chirality matrices could have a different characteristic polynomial while having the same determinant. As we said before, the chirality matrix and its determinant could distinguish only configurations that belong to different classes with different determinants. In our paper [3] we distinguished by this means two configurations (now we identify one of them as **e69**) with $|P| = 10$, first of any 7-knot configurations discovered in 2004 [1] and **a89** (it was denoted as 7*-knot in [3]) with equal radii with $|P| = -18$, discovered in 2009 [2, 3] and rediscovered in [4]. Note that for the 8-knot and 9-knot the determinants take values $4n + 1$ and $4n$, respectively.

For 9-cross we obtained several cases with determinants with absolute values 0, 4, 16, 52, 80, 84, 104 (encrypted in the names of configurations) which invariants are given in Fig. 5:

a0a := 20.837393218	ma0a := 23.843846756	am52b := 32.409748667
a0b := 31.278680391	ma0b := 25.423787672	am84a := 30.082683463
a0c := 10.329027872	ma0c := 46.413324269	a16c := 17.573207219
a0d := 34.588654781	ma0d := 22.057568881	a4g := -6.239582169
a0e := 40.209551479	ma0e := 15.967677501	am80c := 23.919756097
a0f := -19.696390243	ma0f := 65.506146341	a4h := 29.864447357
a0g := -17.864406779	ma0g := 63.086956521	a4i := 24.230326797
a0i := -16.683884892	ma0i := 63.345227817	a4j := 34.110579410
a0j := 24.775095554	ma0j := 20.801649567	a4k := 28.729273902
a4a := 25.352726356		a0h := 43.885428506
a4b := 27.017463933		a16d := 29.764023934
a16 := 27.627505709		a16e := -229.801282051
am52a := 24.019357049		a16f := 33.223866917
a16b := 26.265792952		a16g := 21.961822660
a4c := 25.748401074		a104a := 23.231469769
a4d := 17.370024424		
a4e := 22.662334217		
a4f := 21.401499765		
am80a := 28.273868340		
am80b := 24.614050270		

Fig. 5. The invariants of all 9-knot configurations found.

The first configuration ever found **a=a0a** was given in [3] (see Appendix 2).

For the 7^* -knot or **a89** we obtain $\wp = 14$. (07317) and $\wp = 7$. (80487) for the mirror configuration **ma89**. In Fig. 8 we give \wp for all 7-knots with $|P| = -18$, extracted from the known 9-knots (for other determinants see Appendices 1 and 3,4 for the parameters of each configuration). We give in Fig. 6 as an example of one of the tables from Appendix 4 the unique configuration **a89**. The same configuration is shown in Fig. 7 in two different projections to emphasize a beautiful property of any of 7-knots to have projections where cylinders look parallel in pairs.

Configuration label **a89**

$$\begin{pmatrix} \text{orange} \\ \text{red} \\ \text{blue} \\ \text{green} \\ \text{cyan} \\ \text{magenta} \\ \text{gray} \end{pmatrix} \begin{pmatrix} 0 & 0 & 0 & 1 \\ t1 & p1 & z1 & r1 \\ t2 & p2 & z2 & r2 \\ t3 & p3 & z3 & r3 \\ t4 & p4 & z4 & r4 \\ t5 & p5 & z5 & r5 \\ t6 & p6 & z6 & r6 \end{pmatrix} = \begin{pmatrix} 0 & 0 & 0 & 1 \\ 0.3255445253 & 3.1415926536 & 0 & 1 \\ 0.3800224809 & 9.3515809945 & 13.4293807485 & 1 \\ 2.4244469645 & 6.4336249988 & -23.5948605815 & 1 \\ 0.3316040913 & 9.1928411285 & 4.8892717374 & 1 \\ 0.2843728713 & 9.2680129687 & -9.9091055237 & 1 \\ 2.8406082265 & 6.0133479798 & -10.6464648447 & 1 \end{pmatrix}$$

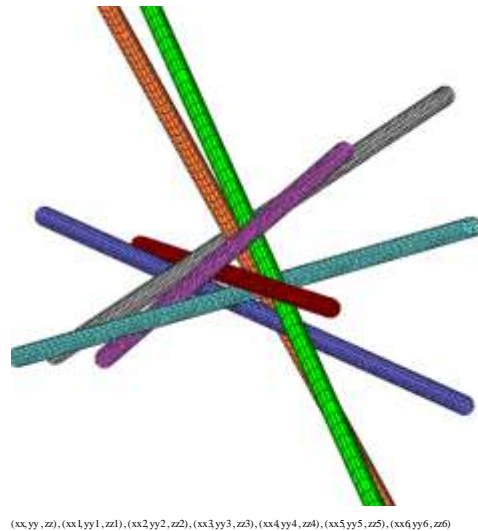
$$P = \begin{pmatrix} 0 & 1 & 1 & 1 & 1 & 1 & 1 \\ 1 & 0 & 1 & 1 & 1 & -1 & 1 \\ 1 & 1 & 0 & -1 & -1 & -1 & 1 \\ 1 & 1 & -1 & 0 & -1 & 1 & 1 \\ 1 & 1 & -1 & -1 & 0 & 1 & -1 \\ 1 & -1 & -1 & 1 & 1 & 0 & 1 \\ 1 & 1 & 1 & 1 & -1 & 1 & 0 \end{pmatrix}$$

$$R = \begin{pmatrix} 0 & 1 & 1 & 4 & 1 & 1 & 4 \\ 4 & 0 & 4 & 4 & 4 & 4 & 4 \\ 0 & 0 & 0 & 0 & 0 & 0 & 0 \\ 0 & 0 & 0 & 0 & 0 & 0 & 0 \\ 1 & 1 & 4 & 4 & 0 & 1 & 1 \\ 1 & 1 & 1 & 1 & 4 & 0 & 4 \\ 0 & 0 & 0 & 0 & 0 & 0 & 0 \end{pmatrix}$$

$$I_3(P, R) = 14.0731707317$$

$$I_3(-P, R) = 7.8048780488$$

$$|P| = -18$$



(xx,yy,zz),(xx1,yy1,zz1),(xx2,yy2,zz2),(xx3,yy3,zz3),(xx4,yy4,zz4),(xx5,yy5,zz5),(xx6,yy6,zz6)

Fig. 6. The characteristics of **a89** configuration. The numerical invariant \wp is designated here as $I_3(P,R)$.

Here the matrix has the entries t_1, t_2, \dots, t_6 and p_1, p_2, \dots, p_6 which are latitude and longitude angles of the spherical coordinates of the oriented axes of the cylinders with corresponding numbers, the zero cylinder is the vertical pivot cylinder in this coordinate system that lies along the axis z . This coordinate system is identical to the one used in [3]. The heights of the touching points of the cylinders with the pivot 0^{th} cylinder are z_1, z_2, \dots, z_6 . The radii of the cylinders are r_1, r_2, \dots, r_6 correspondingly, and the radius of the 0^{th} cylinder is always 1.




Fig. 7. Projections display a beautiful property of any 7-knot configuration that three unit vectors orthogonal to the directions of corresponding pairs of the cylinders be nearly coplanar. Quantitatively, the enclosed volume as the coplanar check for the three unit vectors is less than circa 0.01 for the arbitrary scissors angle t_1 . At a certain scissors angle this value can be exactly zero. Both projections are shown on the example of one and the same **a89** configuration.

a24 := 16.736842105	m18a := 16.563909774	m18v := 15.377777777	m18at := 19.03124
a48 := 15.059210526	m18b := 14.075471698	m18w := 10.573208722	m18au := 12.622691292
a89 := 14.073170731	m18c := 18.217105263	m18x := 20.550724637	m18av := 22.739018087
ma28 := 20.973821989	m18d := 11.843137254	m18y := 13.264705882	m18aw := 8.273972602
ma29 := 16.378048780	m18e := 4.823529411	m18z := 12.906862745	m18ax := 16.150819672
ma49 := -1	m18f := 20.79096045	m18aa := 11.5	m18ay := 19.064935064
b27 := 17.503546099	m18g := 20.307692307	m18ab := 14.563176895	m18az := 17.795454545
b45 := 12.344827586	m18h := 16.943396226	m18ac := 17.296296296	m18ba := 9.238095238
mb56 := 18.164502164	m18i := 12.451127819	m18ad := 14.046511627	m18bb := 16.146853146
mb57 := 7.40145985	m18j := 19.629629629	m18ae := 19.15897435	m18bc := 18.615384615
mb68 := 18.368794326	m18k := 15.14102564	m18af := 13.72413793	m18bd := 17.97402597
c14 := 9.8	m18l := 17.350993377	m18ag := 18.8	m18be := 16.536082474
c24 := 16.526315789	m18m := 19.523341523	m18ah := 5.928571428	m18bf := 13.573770491
c27 := 16.543689320	m18n := 11.287356321	m18ai := 20.678899082	m18bg := 7.379746835
c46 := 0.526315789	m18o := 19.200980392	m18aj := 16.15662650	m18bh := 19.242424242
c48 := 16.353383458	m18p := 4.466019417	m18ak := 19.82978723	m18bi := 16.679687
mc13 := 14.269230769	f56 := 11.875776397	m18al := 15.4383202	m18bj := 19.409836065
d18 := 17.8437	f57 := 7.307692307	m18am := 12.508250825	m18bk := 20.397849462
d28 := 22.2	f67 := 21.714285714	m18an := -0.285714285	m18bl := 11.512820512
md16 := 20.120689655	m18q := 13.945205479	m18ao := 18.250626566	m18bm := 4.746268656
md24 := 17.375939849	m18r := 13.467048710	m18ap := 18.090909090	m18bn := 23.320312
e48 := 17.165413533	m18s := 11.609756097	m18aq := 13.398412698	m18bo := 20.382978723
me28 := 15.283950617	m18t := 19.674740484	m18ar := 20.481818181	m18bp := 11.003115264
me29 := 13.310344827	m18u := 13.753694581	m18as := 18.194174757	m18bq := 8.798301486
			m18br := 17.355140186

Fig. 8. The list of different invariants of 7-knot configurations with the chirality matrix determinant -18.

We put in Fig. 8 only non-equivalent configurations with different invariants. Equivalent configurations like **a89** and **b47** should be the same as far as they have the identical $\wp = 14. (07317)$ so we omitted **b47** and the like from the list. A direct inspection of the image of the configurations confirms that they are topologically identical. The same is true for other coincidences.

Using the number invariant of Eq. (13) gives a powerful tool of complete classification and control over topologically different configurations. We can illustrate the selectivity properties of the number invariant of Eq. (14) on the example of **e9** and **d9** configurations of 8-knots that have different invariants and even have different determinants $|P| = 9$ and $|P| = 1$, respectively, as one can see from Fig. 9. Still $\wp_{\mathcal{R}}(\mathbf{e9}) = \wp_{\mathcal{R}}(\mathbf{d9}) = 40.4$ and if the numerical invariant works well it should indicate that both configurations have the equal ring matrices. We make sure that they indeed have one and the same ring matrix

$$\mathcal{R}(e9) = \mathcal{R}(d9) = \begin{pmatrix} 0 & 3 & 3 & 7 & 5 & 3 & 7 & 5 \\ 5 & 0 & 7 & 5 & 7 & 5 & 5 & 5 \\ 0 & 0 & 0 & 0 & 0 & 0 & 0 & 0 \\ 0 & 0 & 0 & 0 & 0 & 0 & 0 & 0 \\ 1 & 1 & 5 & 5 & 0 & 1 & 1 & 1 \\ 0 & 0 & 0 & 0 & 0 & 0 & 0 & 0 \\ 0 & 0 & 0 & 0 & 0 & 0 & 0 & 0 \\ 2 & 2 & 4 & 2 & 2 & 8 & 4 & 0 \end{pmatrix}. \quad (18)$$

1	a1 := 13.727687742	ma1 := 22.921022597	41	c1 := 28.844580777	mc1 := 17.0817992
9	a2 := 14.329527991	ma2 := 23.672228320	9	c2 := 21.201474201	mc2 := 23.7076167
1	a3 := 14.527522935	ma3 := 23.325688073	9	c3 := 21.201474201	mc3 := 23.7076167
9	a4 := 20.428571428	ma4 := 21	-7	c4 := 23.696428571	mc4 := 20.4821428
1	a5 := 24.442477876	ma5 := 20.707964601	17	c5 := 22.115207373	mc5 := 22.88940092
25	a6 := 13.126179563	ma6 := 24.778916149	17	c6 := 14.117647058	mc6 := 28.6256684
1	a7 := 26.811158798	ma7 := 5.450643776	17	c7 := 31.98	mc7 := 3.835
9	a8 := 15.754385964	ma8 := 21.182456140	41	c8 := 21.928746928	mc8 := 22.9803439
9	a9 := 15.99141630	ma9 := 16.270386266	1	c9 := 10.777777777	mc9 := 29.622222
105	b1 := 20.817931034	mb1 := 16.575172413	17	d1 := 20.395744680	md1 := 24.812765
185	b2 := 13.812532637	mb2 := 25.683028720	41	d2 := 23.200772200	md2 := 21.710424
1	b3 := 14.527522935	mb3 := 23.325688073	9	d3 := 21.201474201	md3 := 23.7076167
65	b4 := 26.866666666	mb4 := 14.561904761	17	d4 := 18	md4 := 26.1785714
17	b5 := 22.115207373	mb5 := 22.889400921	1	d5 := 24.442477876	md5 := 20.7079646
209	b6 := 16.466009064	mb6 := 22.842975206	41	d6 := 11.26208651	md6 := 28.1959287
17	b7 := 31.697399527	mb7 := 2.869976359	1	d7 := 29.115839243	md7 := 5.45153664
185	b8 := 16.499202551	mb8 := 22.582137161	9	d8 := 22.251518833	md8 := 22.7424058
9	b9 := 15.99141630	mb9 := 16.270386266	1	d9 := 10.777777777	md9 := 29.622222
1	e1 := 24.341523341	me1 := 20.449631449	65	x65a := 22.662579695	m65a := 16.3751839
9	e2 := 25.531001589	me2 := 20.640699523	17	x17a := 23.232558139	m17a := 15.041860
1	e3 := 20.584633853	me3 := 24.623049219	185	x185a := 8.635220125	m185a := 30.874213
9	e4 := 24.196428571	me4 := 19.982142857	41	x41a := 22.005815305	m41a := 16.68085
1	e5 := 24.442477876	me5 := 20.707964601	185	x185b := 31.257861635	m185b := 8.157232
25	e6 := 12.21359223	me6 := 26.825242718	17	x17b := 14.523809523	m17b := 26.904761
1	e7 := 26.811158798	me7 := 5.450643776			
9	e8 := 21.751243781	me8 := 22.935323383			
9	e9 := 23.044444444	me9 := 17.355555555			

Fig. 9. The invariants \wp for 8-knots. Before the name of each configuration we give the determinant of the corresponding chirality matrix. Note that in case of the even chirality matrix its determinant is the same for the mirror configuration. Stray 8-knot configurations obtained in various ways not from any of 9-knots are marked with the letter x and also given with their mirror ones. For reader's attention we put some of the names of topologically equal configurations: **a3=b3**; **a9=b9**; **c2=c3=d3**; **b5=c5**; **a5=d5=e5**; **c9=d9**; **a7=e7**.

The ring matrix gives the information as to how many of cylinders are not knotted, which is the number of rows with all zeroes. There are configurations of 7-knots that have only two unknotted cylinders (see Appendix 4) with configurations: **m18r**, **m18ab**, **m18aq**, **m18cc**, **x42aa**, **x42aj**, **m102k**, **m150n**, **m150o**, **m150q**, and **m102g**.

7. Configurations of equal radii for the 7-knot.

Surprisingly, the chiral matrix alone can tell whether a configuration can have equal radii for all cylinders or not. It is easy to understand that the configuration with EE cannot have all cylinders being of equal radius because even the two cylinders being in EE cannot have equal radii. Suppose they have. The scissors angle between them can be made arbitrary small since no other cylinder hinders their mutual rotation at least in one direction as far as they are in EE. But then all other cylinders are forced to lie on these two cylinders in two planes from both sides. In one of the planes there are at least three cylinders. One of them lying in the plane and being between the other two inevitably blocks the other two from the mutual contact. Not having EE is the necessary condition for the configuration to have all equal cylinders.

The configurations with the chirality matrices that do not have EE can have equal radii of the cylinders but only asymptotically, except the **a89**. As we discuss below this very configuration does not have a possibility for *parallel* cylinders of equal radii to exist because of the topological impossibility of the Necker cube configuration. A collection of equal radii configurations is given in Appendix 3. They are not many and some of them are non-trivial though contain a pair of parallel cylinders: those are **ma37** and **ma49**. Interestingly, when the radii of the cylinders in both configurations approach 1 the large triangle extends self-similarly with the sharp angle of circa 15 degrees for **ma37** and 22 degrees for **ma49**.

8. The uniqueness of the non-trivial configuration of mutually touching 7 round infinite cylinders of equal radii.

The uniqueness of configuration **a89** of mutually touching 7 round infinite cylinders of equal radii has been suspected after the publication of [4] that independently rediscovered in 2013 the same configuration that we reported in 2009 [2]. Now we will produce the arguments that support its uniqueness. Any other configuration with equal radii should approach a degenerate one with some cylinders nearly parallel that we call “cube” (see Fig. 10a and Appendix 3). Many configurations, such as **c24**, **md24**, **m18c**, etc. with $|P| = -18$ are such.

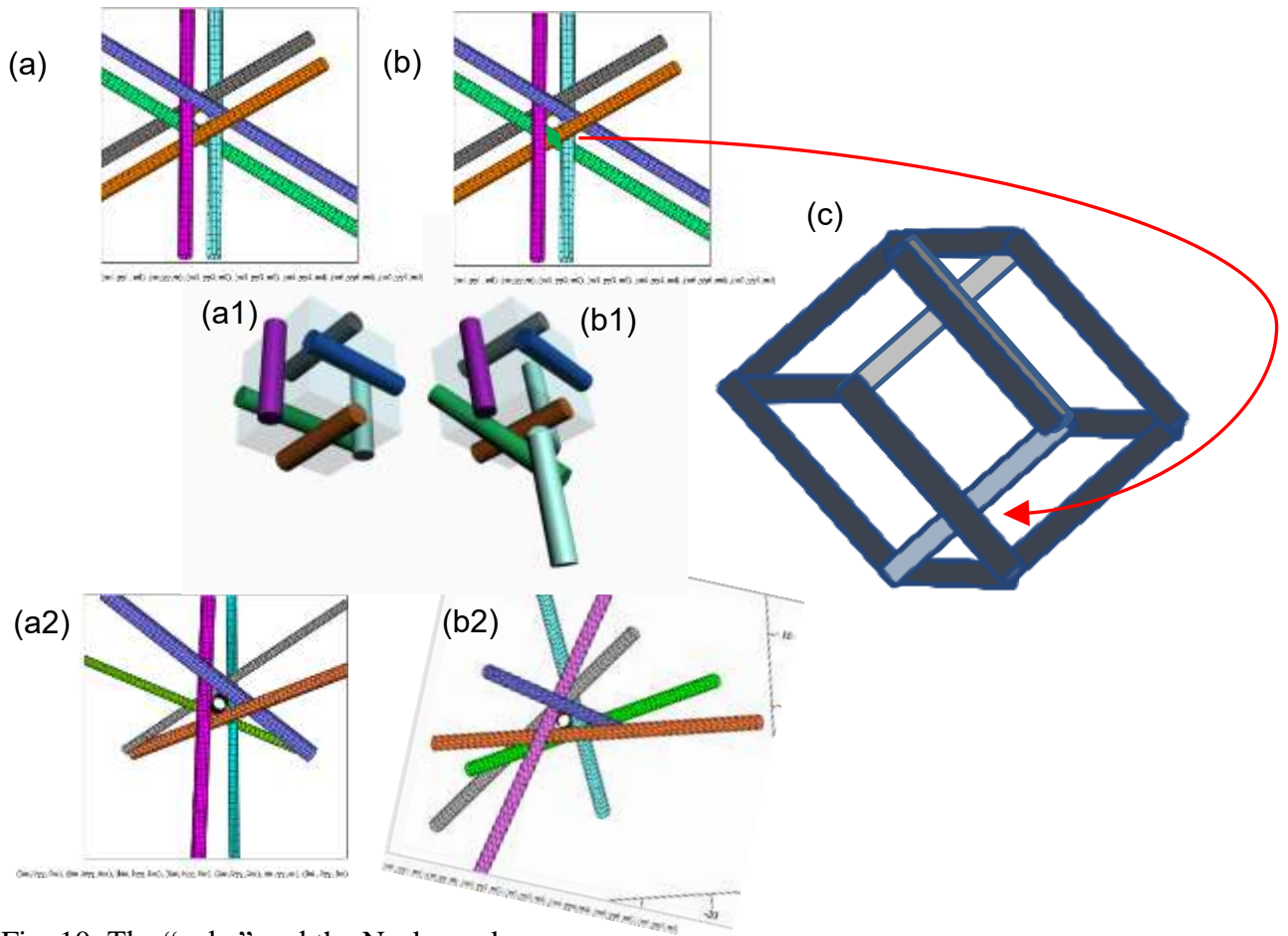


Fig. 10. The “cube” and the Necker cube.

The specific topology of configuration **a89** makes it similar to an Impossible cube (the Necker cube [5]) given in Fig. 10c. Let us show this with the help of the plates in Fig. 10. If one compares Fig. 10a and Fig. 10b one finds that the only difference is that the green cylinder goes over the brown one in Fig. 10b. Fig. 10b1 shows that it is impossible for the parallel cylinders unless there is a break in the cylinder. The red arrow connector shows the similarity to the Necker cube in Fig. 10c. The plates Fig. 10a2 and Fig. 10b2 show the real configurations of mutually touching cylinders topologically equivalent to Fig. 10a and Fig. 10b, respectively. Again, the only difference in both configurations is the switching between the green and the brown cylinders. The unique topology of **a89** is revealed even more if one notices that it fits the impossible Penrose triangle [6,7] (Fig. 11).

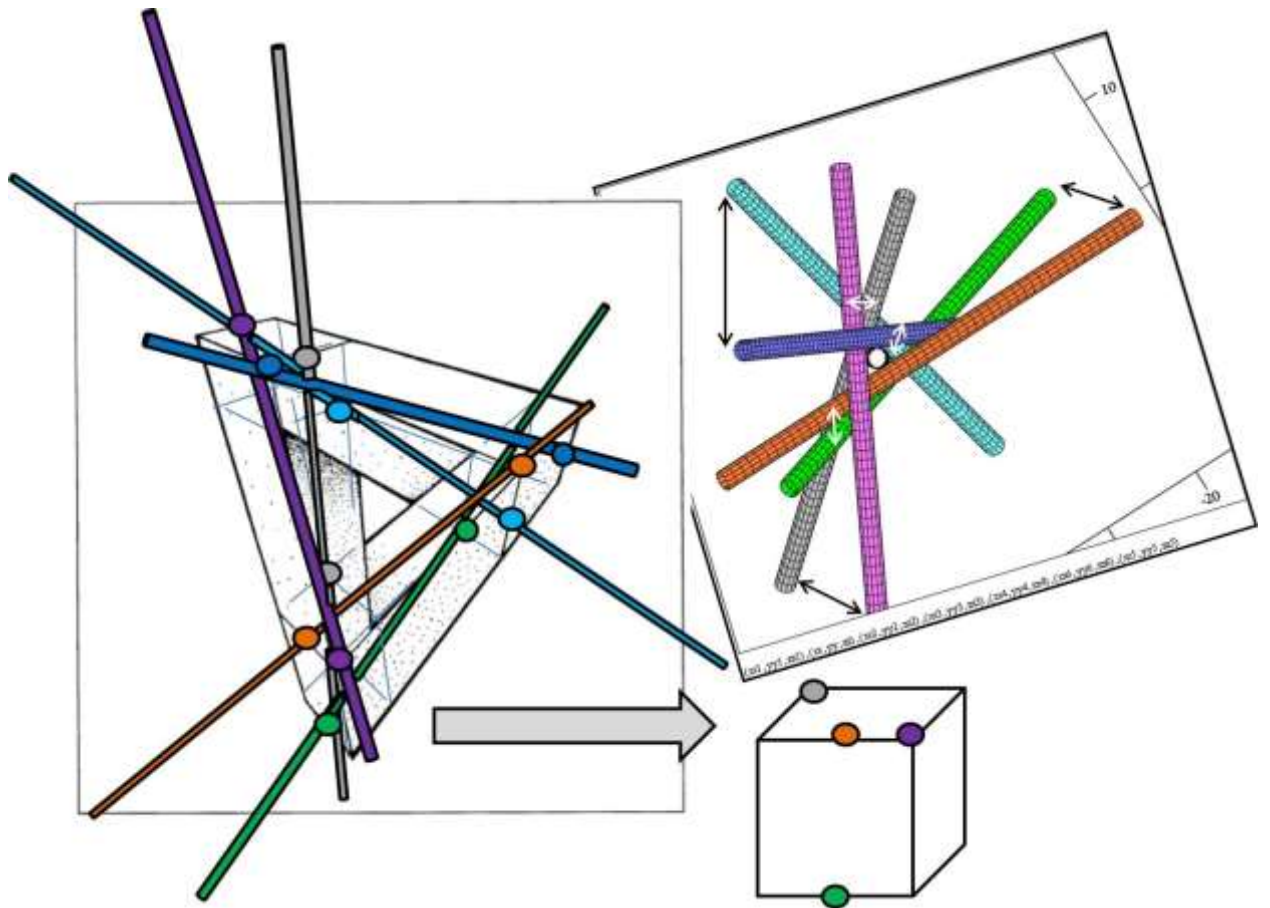


Fig. 11. Schematic of **a89** (given in the right plate) on the background of the impossible Penrose triangle (left).

Decoration of corner cubes emphasizes the position of the lines on the triangle. On the right plate the arrows show the pairs of the cylinders in a top view of the pivot cylinder of **a89** so that the white arrows mark the parts of one pair that is squeezed between the “legs” of the other pair marked with the black arrows. Configuration **a89** has its mirror **ma89** and no other configurations with non-parallel all equal cylinders are possible. The configuration **m18c** that can have asymptotically equal cylinders given in Appendix 3 is the closest to **a89** geometrically because it has a similar chirality matrix and a similar ring matrix. However as one can see its invariant is different and its image is identical to the “normal cube” of Fig. 10a with parallel cylinders.

9. Conclusion

We suggested a classification scheme for mutually pairwise touching infinite cylinders. Our approach relies on the properties of the chirality matrix and the newly introduced ring matrix. The chirality matrix contains enough information to restrict possible cylinder configurations and establish the upper limit for the number of mutually pairwise touching infinite cylinders of adjustable cross-sections. The chirality matrix helps to point out to those configurations that may have equal radii in the case of round cylinders. The Necker cube topology of the non-trivial equal radii configuration of the seven cylinders found earlier stipulates its uniqueness. Finally, revealing the topology characteristics of cylinder configurations presented here may help to understand and quantify the difference and similarities in auxetic behaviour between our

approach of the touching cylinder regular network [1-3] and the auxetic geometry of expanding periodic bar-and-joint frameworks recently published in [8].

References

1. P.V. Pikhitsa, Regular network of contacting cylinders with implications for materials with negative Poisson ratios *Phys. Rev. Lett.* **93**, 015505(1-4) (2004).
2. P.V. Pikhitsa, M. Choi, H.-J. Kim, and S.-H. Ahn, Auxetic lattice of multipods, *phys stat solidi b* **246**, 2098-2101 (2009).
3. P.V. Pikhitsa and M. Choi, Seven, eight, and nine mutually touching infinitely long straight round cylinders: entanglement in Euclidean space, [arXiv: 1312.6207].
4. S. Bozóki, T. Lee, and L. Rónyai, Seven mutually touching infinite cylinders, *Computational Geometry* **48**, 87–93 (2015).
5. L.A. Necker, Observations on some remarkable optical phaenomena seen in Switzerland; and on an optical phaenomenon which occurs on viewing a figure of a crystal or geometrical solid, *London and Edinburgh Philosophical Magazine and Journal of Science* **1** (5): 329–337 (1832).
6. L. S. Penrose and R. Penrose, Impossible objects: A special type of visual illusion. *British Journal of Psychology*, **49**(1), 31–33 (1958).
7. R. Penrose, On the cohomology of impossible figures, *Visual Mathematics: Special Double Issue*, **25**, 245-247 (1992).
8. C. Borcea and I. Streinu, Geometric auxetics, *Proc.R.Soc. A* **471**, 20150033 (2015).

Supplementary Material

Appendix 1

7-cross invariants

-2 a12 := 3.1278688525 m2a := -6 m2ab := 0.7904191617
a15 := 7.4242424242 m2b := -4.8235294118 m2ac := 19.7142857143
a59 := 6.8780487805 m2c := -10.380952381 m2ad := 14.2330097087
ma34 := -0.4854368932 m2d := 31.8979591837 m2ae := 32.3235294118
ma37 := 5.5714285714 m2e := 21.1666666667 m2af := 26.9693877551
a13 := 13.4923076923 m2f := 22.7636363636 m2ag := 11.1827956989
a19 := 4.4324324324 m2g := 18.3333333333 m2ah := 29.0882352941
a23 := 13.7272727273 m2h := 17.3333333333 m2ai := 13.5342465753
a25 := 18.5744680851 m2i := 16.8965517241 m2aj := 2.3636363636
a57 := 26.0810810811 m2j := 9.6904761905 m2ak := 7.6229508197
ma17 := 1.4705882353 m2k := 8.4523809524 m2al := 33.3768115942
ma18 := 9.3179190751 m2l := 12.2272727273 m2am := 11.2057416268
ma35 := 14.7142857143 m2m := 21.6354166667 m2an := 1.6271186441
ma38 := 26.2340425532 m2n := 21.7604166667 m2ao := 24.2023809524
ma45 := 18.8965517241 m2o := -8.5531914894 m2ap := 17.6666666667
ma47 := 16.5365853659 f25 := 16.1578947368 m2aq := 19.68
a17m2 := 19.2156862745 f26 := 26.5 m2ar := 1.9642857143
b17 := 30.4385026738 f28 := -9.2380952381 m2as := 1.2307692308
b18 := 16.2160278746 m2p := 10.2307692308 m2at := 23.9191919192
c17 := 32.1005025126 m2q := 22.1090909091 m2au := 5.0277777778
mc19 := 14.2142857143 m2r := 16.7341772152 m2av := 22.7628205128
mc26 := 6.3448275862 m2s := 32.0869565217 m2aw := 26.2804878049
c68 := 16.0194174757 m2t := 19.5769230769 m2ax := 23.1052631579
c69 := 7.8 m2u := 16.793814433 m2ay := 19.8461538462
md68 := 6.0491803279 m2v := 11.841509434 m2az := 6.8472222222
e13 := 15.9166666667 m2w := 12
me17 := 4.3037974684 m2x := 15.4330708661
me18 := 7.5483870968 m2y := 28.9438202247
e19 := 15.7142857143 m2z := -2.393442623
me38 := 29 m2aa := -1.2173913043

-10

a14 := 7.9270072993 m10a := 0.75 m10w := 0.4
a16 := 8.180878553 m10b := 6.4230769231 m10x := 6.3770491803
a46 := -0.8823529412 m10c := 8.9818181818 m10y := -0.8072289157
a56 := 8.4242424242 m10d := 8.4727272727 m10z := 4.3577981651
a58 := 1.7142857143 m10e := -0.0618556701 m10aa := 6.9827586207
ma26 := 12.6612903226 m10f := 12.0260416667 m10ab := -1.3617021277
ma27 := -0.7073170732 m10g := 9.0175438596 m10ac := 6.2597402597
ma36 := 10.7094017094 m10h := -0.2745098039 m10ad := 7.2307692308
ma39 := 2.5573770492 m10i := 14.4934383202 m10ae := 7.5333333333
ma67 := 8.3770491803 f29 := 8.3571428571 m10af := 15.9887955182
ma69 := 11.2151898734 m10j := 7.4835164835 m10ag := 2.8645833333
c12 := 7.5172413793 m10k := 11.4090909091 m10ah := 1.1523178808
c29 := -0.2068965517 m10l := 4.3939393939 m10ai := 11.0309278351
mc18 := 6.2571428571 m10m := 3.417721519 m10aj := 9.2234042553
md27 := -1.0294117647 m10n := -0.3311258278 m10ak := 5.93

md67 := 10.1384615385 m10o := -5.2941176471
e14 := 1.2 m10p := 7.4805194805
e16 := 7.7313432836 m10q := 13.676
me26 := 11.4652777778 m10r := 11.7487437186
me36 := 10.8601398601 m10s := 7.3440860215
me39 := -0.3448275862 m10t := 1.0782608696
246 e46 := 3.8947368421 m10u := 11.7666666667
me69 := 7.9 m10v := 8.71875

a24 := 16.7368421053	m18n := 11.2873563218	m18av := 22.7390180879
a48 := 15.0592105263	m18o := 19.2009803922	m18aw := 8.2739726027
a89 := 14.0731707317	m18p := 4.4660194175	m18ax := 16.1508196721
ma28 := 20.9738219895	f56 := 11.8757763975	m18ay := 19.0649350649
ma29 := 16.3780487805	f57 := 7.3076923077	m18az := 17.7954545455
ma49 := -1	f67 := 21.7142857143	m18ba := 9.2380952381
b27 := 17.5035460993	m18q := 13.9452054795	m18bb := 16.1468531469
b45 := 12.3448275862	m18r := 13.4670487106	m18bc := 18.6153846154
mb56 := 18.1645021645	m18s := 11.6097560976	m18bd := 17.974025974
mb57 := 7.401459854	m18t := 19.6747404844	m18be := 16.5360824742
mb68 := 18.3687943262	m18u := 13.7536945813	m18bf := 13.5737704918
c14 := 9.8	m18v := 15.3777777778	m18bg := 7.3797468354
c24 := 16.5263157895	m18w := 10.5732087227	m18bh := 19.2424242424
c27 := 16.5436893204	m18x := 20.5507246377	m18bi := 16.6796875
c46 := 0.5263157895	m18y := 13.2647058824	m18bj := 19.4098360656
c48 := 16.3533834586	m18z := 12.9068627451	m18bk := 20.3978494624
mc13 := 14.2692307692	m18aa := 11.5	m18bl := 11.5128205128
d18 := 17.84375	m18ab := 14.5631768953	m18bm := 4.7462686567
d28 := 22.2	m18ac := 17.2962962963	m18bn := 23.3203125
md16 := 20.1206896552	m18ad := 14.0465116279	m18bo := 20.3829787234
md24 := 17.3759398496	m18ae := 19.158974359	m18bp := 11.0031152648
e48 := 17.1654135338	m18af := 13.724137931	m18bq := 8.7983014862
me28 := 15.2839506173	m18ag := 18.8	m18br := 17.3551401869
me29 := 13.3103448276	m18ah := 5.9285714286	m18bs := 22.695890411
m18a := 16.5639097744	m18ai := 20.6788990826	m18bt := 11.6097560976
m18b := 14.0754716981	m18aj := 16.156626506	m18bu := 4.6376811594
m18c := 18.2171052632	m18ak := 19.829787234	m18bv := 4.102739726
m18d := 11.8431372549	m18al := 15.43832021	m18bw := 12.9342105263
m18e := 4.8235294118	m18am := 12.5082508251	m18bx := 20.0970873786
m18f := 20.790960452	m18an := -0.2857142857	m18by := 14.8235294118
m18g := 20.3076923077	m18ao := 18.2506265664	m18bz := 5.1475409836
m18h := 16.9433962264	m18ap := 18.0909090909	m18ca := 8.1428571429
m18i := 12.4511278195	m18aq := 13.3984126984	m18cb := 20.5714285714
m18j := 19.6296296296	m18ar := 20.4818181818	m18cc := 16.1330108827
m18k := 15.141025641	m18as := 18.1941747573	m18cd := 12.9407894737
m18l := 17.3509933775	m18at := 19.03125	m18ce := 9.6437659033
m18m := 19.5233415233	m18au := 12.6226912929	

d12 := 5.6981132075	x42h := 8.3862660944	x42aa := 15.0678127985
d14 := -6.6	x42i := 5.2948717949	x42ab := -0.198757764
d46 := -5.0526315789	x42j := 12.2	x42ac := -0.2857142857
b12 := 7.6444444444	x42k := 4.7483443709	x42ad := 9.6504065041
b15 := 11.625	x42l := 10.3921568627	x42ae := 11.375
b58 := -2.6206896552	x42m := -0.0952380952	x42af := 10.6616541353
md26 := 0.598540146	x42n := 11.0406091371	x42ag := 7.8156028369
mc16 := 14.5105263158	x42o := 1.6603773585	x42ah := 11.2146596859
mc67 := 10.188976378	x42p := 4.5853658537	x42ai := 5.5451713396
mc78 := 9.2857142857	x42q := 8.2727272727	x42aj := 6.5258358663
mb26 := 13.3502538071	x42r := 5.1976047904	x42ak := 2.1134020619
mb78 := 7.4237288136	x42s := 5.4545454545	
x42a := -10.3529411765	x42t := 4.5373134328	
x42b := 12.3786407767	x42u := 16.2103990326	
x42c := 12.3333333333	x42v := 13.3300492611	
x42d := 2.4607329843	x42w := 4.5490196078	
x42e := 3.198019802	x42x := -0.3404255319	
x42f := 16.6864864865	x42y := 4.4754098361	
x42g := 12.3349753695	x42z := 12.2178217822	

-54

m54a := 3.3150684932
m54b := 1.3675213675
m54c := -3.86
m54d := -5.4143646409
m54e := 1.9404761905
m54f := 3.5344827586
m54g := -4.9827586207

66

a2466 := 19.05907173
x66a := 11.2810810811
x66b := 15.0476190476
x66c := 16.8034188034
x66d := 22.9705882353
x66e := 15.3210526316

x66f := 21.5294117647
x66g := 20.1696428571
x66h := 17.3717948718
x66i := 8.8195488722

-102

a24m102 := 14.5185185185
ma24102a := 17.6
ma24102b := 14.2941176471
b14 := 14.7299270073
b16 := 17.4590909091
b46 := 14.2941176471
m102a := 13.7023809524
m102b := 15.8468899522
m102c := 15.2205882353
m102d := 15.3805970149

m102e := 18.775
m102f := 15.9375
m102g := 15.1657848325
m102h := 16.0277777778
m102i := 18.8242424242
m102j := 16.8080808081
m102k := 15.8082706767
m102l := 9.4736842105
m102m := 16.19
m102n := 16.2112676056

m102o := 14.455026455
m102p := 14.7878787879
m102q := 15.8770949721
m102r := 17.3617886179
m102s := 17.0418250951
m102t := 14.3214285714
m102u := 17.391025641

-150

b24 := 19.4962406015
mb28 := 25.9052132701
b48 := 18.2763157895
a48m150 := 19.2857142857
m150a := 19.7402597403
m150b := 15.8482142857
m150c := 13.1189189189

m150d := 15.223628692
m150e := 11.6714975845
m150f := 12.9111111111
m150g := 14.9160305344
m150h := 23.8510638298
m150i := 18.0212765957
m150j := 12.2274881517

m150k := 13.2955223881
m150l := 16.4615384615
m150m := 21.4342105263
m150n := 11.1624548736
m150o := 19.0739614995
m150p := 14.525198939
m150q := 11.5339412361

-162

m162a := 15.8409090909
m162b := 12.557319224
m162c := 14.2978723404
m162d := 13.3173652695

m162e := 11.1226765799
m162f := 13.4059405941
m162g := 14.7235772358
m162h := 12.0238095238

m162i := 14.380952381
m162j := 13.4487179487

Appendix 2

9-cross invariants

a0a := 20.8373932182	ma0a := 23.8438467564	am52b := 32.4097486672
a0b := 31.2786803919	ma0b := 25.4237876721	am84a := 30.0826834633
a0c := 10.3290278722	ma0c := 46.4133242692	a16c := 17.5732072194
a0d := 34.5886547812	ma0d := 22.0575688817	a4g := -6.2395821696
a0e := 40.2095514799	ma0e := 15.9676775014	am80c := 23.9197560976
a0f := -19.6963902439	ma0f := 65.5061463415	a4h := 29.8644473579
a0g := -17.8644067797	ma0g := 63.0869565217	a4i := 24.2303267974
a0i := -16.6838848921	ma0i := 63.3452278177	a4j := 34.1105794102
a0j := 24.7750955542	ma0j := 20.8016495675	a4k := 28.7292739021
a4a := 25.3527263569		a0h := 43.8854285065
a4b := 27.0174639332		a16d := 29.7640239342
a16 := 27.6275057092		a16e := -229.8012820513
am52a := 24.0193570498		a16f := 33.2238669172
a16b := 26.2657929528		a16g := 21.9618226601
a4c := 25.7484010746		a104a := 23.2314697698
a4d := 17.3700244249		
a4e := 22.6623342175		
a4f := 21.4014997657		
am80a := 28.2738683402		
am80b := 24.6140502709		

Appendix 2

9-cross

Configuration label a104a

$$\begin{pmatrix} \text{orange} \\ \text{red} \\ \text{blue} \\ \text{green} \\ \text{cyan} \\ \text{magenta} \\ \text{gray} \\ \text{olive} \\ \text{pink} \end{pmatrix} \begin{pmatrix} 0 & 0 & 0 & 1 \\ t1 & p1 & z1 & r1 \\ t2 & p2 & z2 & r2 \\ t3 & p3 & z3 & r3 \\ t4 & p4 & z4 & r4 \\ t5 & p5 & z5 & r5 \\ t6 & p6 & z6 & r6 \\ t7 & p7 & z7 & r7 \\ t8 & p8 & z8 & r8 \end{pmatrix} = \begin{pmatrix} 0 & 0 & 0 & 1 \\ 3.6159045172 & 3.1415926536 & 0 & 12.7464268152 \\ 3.6471234187 & 15.7076980451 & -28.1964771012 & 0.0264410812 \\ 4.4610324534 & 14.2687792623 & -29.9442332468 & 0.0215838157 \\ 3.5024946052 & 10.8291087486 & -11.7316631231 & 2.7631602455 \\ 4.3896094306 & 4.5325796511 & -26.1949005192 & 0.0414398674 \\ 5.2966856921 & 9.1488334071 & -27.7808437608 & 1.2792883208 \\ 0.4753260593 & 3.2079035145 & -27.9222944335 & 0.0160532311 \\ 1.7154517039 & 1.66791117 & -29.4018268684 & 0.9115071088 \end{pmatrix}$$

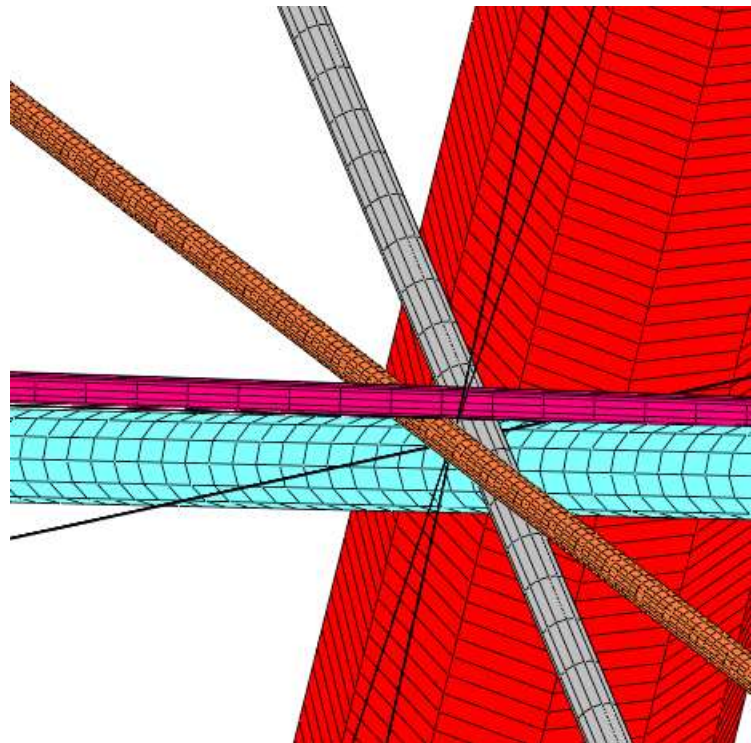
$$P = \begin{pmatrix} 0 & -1 & -1 & -1 & -1 & -1 & 1 & 1 \\ -1 & 0 & -1 & -1 & 1 & 1 & -1 & -1 & 1 \\ -1 & -1 & 0 & 1 & -1 & -1 & 1 & 1 & -1 \\ -1 & -1 & 1 & 0 & 1 & 1 & -1 & -1 & -1 \\ -1 & 1 & -1 & 1 & 0 & -1 & -1 & 1 & -1 \\ -1 & 1 & -1 & 1 & -1 & 0 & -1 & -1 & 1 \\ -1 & -1 & 1 & -1 & -1 & -1 & 0 & -1 & 1 \\ 1 & -1 & 1 & -1 & 1 & -1 & -1 & 0 & 1 \\ 1 & 1 & -1 & -1 & -1 & 1 & 1 & 1 & 0 \end{pmatrix}$$

$$R = \begin{pmatrix} 0 & 0 & 0 & 0 & 0 & 0 & 0 & 0 & 0 \\ 0 & 0 & 0 & 0 & 0 & 0 & 0 & 0 & 0 \\ 0 & 0 & 0 & 0 & 0 & 0 & 0 & 0 & 0 \\ 7 & 10 & 5 & 0 & 6 & 5 & 7 & 5 & 9 \\ 0 & 0 & 0 & 0 & 0 & 0 & 0 & 0 & 0 \\ 3 & 3 & 4 & 3 & 12 & 0 & 4 & 3 & 4 \\ 8 & 8 & 7 & 7 & 8 & 8 & 0 & 7 & 7 \\ 7 & 4 & 11 & 4 & 5 & 8 & 5 & 0 & 4 \\ 2 & 10 & 5 & 2 & 2 & 2 & 2 & 5 & 0 \end{pmatrix}$$

$|P| = 104$

$\mathcal{I}(P,R) = 23.2314697698$

$\mathcal{I}(-P,R) = 33.6931444473$



Appendix 2

9-cross

Configuration label a0j

$$\begin{pmatrix} \text{orange} \\ \text{red} \\ \text{blue} \\ \text{green} \\ \text{cyan} \\ \text{magenta} \\ \text{gray} \\ \text{olive} \\ \text{pink} \end{pmatrix}
 \begin{pmatrix} 0 & 0 & 0 & 1 \\ t1 & p1 & z1 & r1 \\ t2 & p2 & z2 & r2 \\ t3 & p3 & z3 & r3 \\ t4 & p4 & z4 & r4 \\ t5 & p5 & z5 & r5 \\ t6 & p6 & z6 & r6 \\ t7 & p7 & z7 & r7 \\ t8 & p8 & z8 & r8 \end{pmatrix}
 =
 \begin{pmatrix} 0 & 0 & 0 & 1 \\ 1.9586383944 & 3.1415926536 & 0 & 1.3075218005 \\ 2.4312039098 & -0.4960015764 & -3.9413620072 & 5.51215675 \\ 1.5257358336 & -1.2834566523 & 0.8861892933 & 0.0794574576 \\ 2.5339757481 & -1.595664017 & -8.0991142589 & 0.9653327888 \\ 0.5904057601 & 8.5334827203 & -6.7999227653 & 0.1061532441 \\ 0.3475231492 & 4.1301093819 & -1.6395400906 & 0.4466675943 \\ 1.5937336823 & 2.1083459158 & -4.4226586756 & 4.6006495871 \\ 0.5148958868 & 5.0283842979 & 10.5241855909 & 1.7084311671 \end{pmatrix}$$

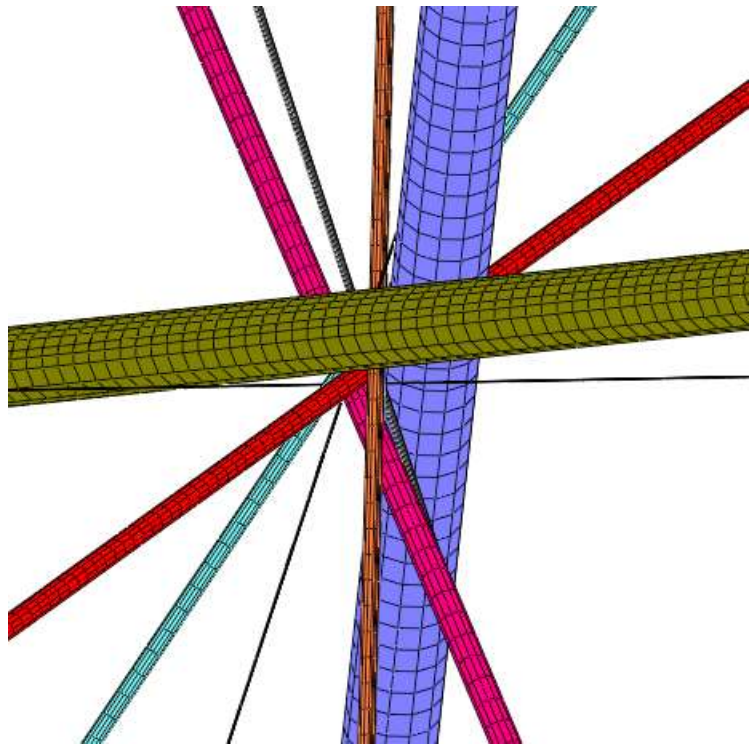
$$P = \begin{pmatrix} 0 & 1 & 1 & 1 & 1 & 1 & 1 & 1 & 1 \\ 1 & 0 & -1 & -1 & 1 & -1 & 1 & -1 & -1 \\ 1 & -1 & 0 & 1 & -1 & 1 & 1 & -1 & 1 \\ 1 & -1 & 1 & 0 & -1 & 1 & -1 & -1 & -1 \\ 1 & 1 & -1 & -1 & 0 & 1 & 1 & -1 & -1 \\ 1 & -1 & 1 & 1 & 1 & 0 & 1 & 1 & 1 \\ 1 & 1 & 1 & -1 & 1 & 1 & 0 & 1 & -1 \\ 1 & -1 & -1 & -1 & -1 & 1 & 1 & 0 & 1 \\ 1 & -1 & 1 & -1 & -1 & 1 & -1 & 1 & 0 \end{pmatrix}$$

$$R = \begin{pmatrix} 0 & 2 & 10 & 2 & 2 & 5 & 2 & 5 & 2 \\ 6 & 0 & 6 & 9 & 6 & 6 & 6 & 6 & 9 \\ 0 & 0 & 0 & 0 & 0 & 0 & 0 & 0 & 0 \\ 5 & 2 & 2 & 0 & 2 & 5 & 2 & 2 & 10 \\ 2 & 2 & 2 & 5 & 0 & 2 & 2 & 10 & 5 \\ 4 & 4 & 4 & 3 & 3 & 0 & 3 & 12 & 3 \\ 7 & 5 & 11 & 4 & 8 & 4 & 0 & 4 & 5 \\ 0 & 0 & 0 & 0 & 0 & 0 & 0 & 0 & 0 \\ 0 & 0 & 0 & 0 & 0 & 0 & 0 & 0 & 0 \end{pmatrix}$$

$$|P| = -3.7470027081 \times 10^{-15}$$

$$\mathcal{I}(P, R) = 24.7750955542$$

$$\mathcal{I}(-P, R) = 20.8016495675$$



Appendix 2

9-cross

Configuration label a16g

$$\begin{pmatrix} \text{orange} \\ \text{red} \\ \text{blue} \\ \text{green} \\ \text{cyan} \\ \text{magenta} \\ \text{gray} \\ \text{olive} \\ \text{pink} \end{pmatrix} \begin{pmatrix} 0 & 0 & 0 & 1 \\ t1 & p1 & z1 & r1 \\ t2 & p2 & z2 & r2 \\ t3 & p3 & z3 & r3 \\ t4 & p4 & z4 & r4 \\ t5 & p5 & z5 & r5 \\ t6 & p6 & z6 & r6 \\ t7 & p7 & z7 & r7 \\ t8 & p8 & z8 & r8 \end{pmatrix} = \begin{pmatrix} 0 & 0 & 0 & 1 \\ 0.8041996236 & 3.1415926536 & 0 & 0.0434500445 \\ 0.5817171932 & 3.16792351 & 1.9381760752 & 0.7953349257 \\ 0.9250165926 & 2.4665439012 & -0.4254425452 & 0.1481285692 \\ 1.8969547221 & 4.8662589349 & 1.595850801 & 0.3503249865 \\ 2.3798663618 & 4.6665177898 & -0.4257947425 & 0.2911489214 \\ 0.7376527843 & 2.2297534273 & -1.2121984795 & 0.055731755 \\ 0.5955478753 & 2.5319425226 & -0.9353491824 & 0.0258429553 \\ 0.6430160735 & 2.5035894535 & -0.708333231 & 0.0100000003 \end{pmatrix}$$

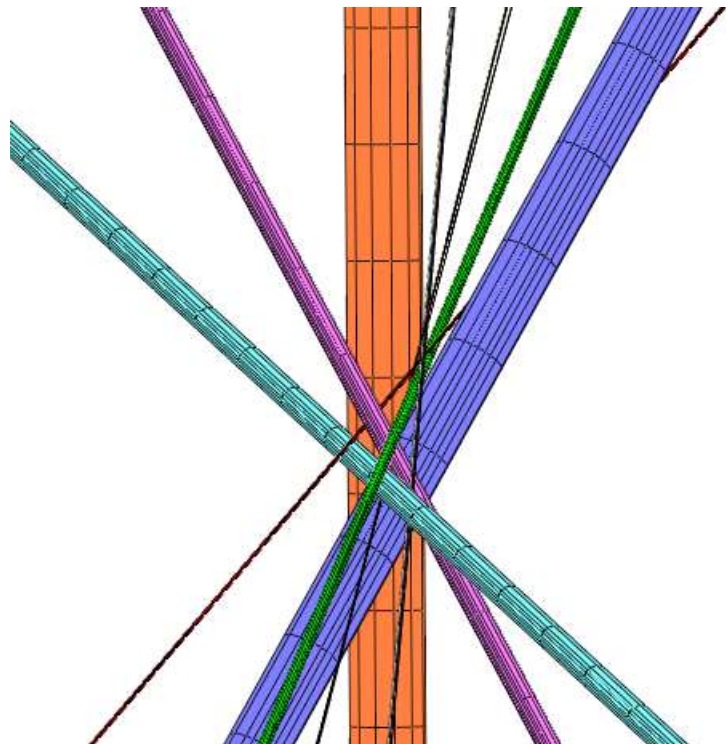
$$P = \begin{pmatrix} 0 & 1 & 1 & 1 & 1 & 1 & 1 & 1 & 1 \\ 1 & 0 & -1 & 1 & -1 & 1 & -1 & -1 & 1 \\ 1 & -1 & 0 & -1 & 1 & 1 & -1 & -1 & -1 \\ 1 & 1 & -1 & 0 & -1 & -1 & -1 & 1 & 1 \\ 1 & -1 & 1 & -1 & 0 & -1 & 1 & 1 & 1 \\ 1 & 1 & 1 & -1 & -1 & 0 & -1 & 1 & 1 \\ 1 & -1 & -1 & -1 & 1 & -1 & 0 & 1 & -1 \\ 1 & -1 & -1 & 1 & 1 & 1 & 1 & 0 & 1 \\ 1 & 1 & -1 & 1 & 1 & 1 & -1 & 1 & 0 \end{pmatrix}$$

$$R = \begin{pmatrix} 0 & 0 & 0 & 0 & 0 & 0 & 0 & 0 & 0 \\ 11 & 0 & 4 & 4 & 4 & 5 & 8 & 5 & 7 \\ 0 & 0 & 0 & 0 & 0 & 0 & 0 & 0 & 0 \\ 4 & 7 & 8 & 0 & 5 & 5 & 11 & 4 & 4 \\ 0 & 0 & 0 & 0 & 0 & 0 & 0 & 0 & 0 \\ 2 & 2 & 2 & 5 & 10 & 0 & 5 & 2 & 2 \\ 0 & 0 & 0 & 0 & 0 & 0 & 0 & 0 & 0 \\ 7 & 7 & 6 & 5 & 10 & 9 & 5 & 0 & 5 \\ 8 & 4 & 11 & 7 & 5 & 4 & 4 & 5 & 0 \end{pmatrix}$$

$|P| = 16$

$B(P,R) = 21.9618226601$

$B(-P,R) = 35.1369634061$



Appendix 2

9-cross

Configuration label a16f

$$\begin{pmatrix} \text{orange} \\ \text{red} \\ \text{blue} \\ \text{green} \\ \text{cyan} \\ \text{magenta} \\ \text{gray} \\ \text{olive} \\ \text{pink} \end{pmatrix} \begin{pmatrix} 0 & 0 & 0 & 1 \\ t1 & p1 & z1 & r1 \\ t2 & p2 & z2 & r2 \\ t3 & p3 & z3 & r3 \\ t4 & p4 & z4 & r4 \\ t5 & p5 & z5 & r5 \\ t6 & p6 & z6 & r6 \\ t7 & p7 & z7 & r7 \\ t8 & p8 & z8 & r8 \end{pmatrix} = \begin{pmatrix} 0 & 0 & 0 & 1 \\ 1.6955521322 & 3.1415926536 & 0 & 0.0260027908 \\ 2.1256365591 & 3.1196854471 & 1.1866196019 & 0.1338203207 \\ 0.6165463826 & 3.3306952633 & 0.5547247366 & 0.036683492 \\ 2.9472293108 & 1.7832438493 & 4.9828529395 & 0.1184071733 \\ 0.1584179202 & 2.0278148404 & -4.5943575093 & 0.1046700367 \\ 2.0934372625 & 3.4527932085 & -0.6307324638 & 1.0393544902 \\ 2.5797877454 & 3.2753516767 & -0.6889038469 & 0.0115084535 \\ 0.108897054 & 1.5664445131 & -11.1282948661 & 0.1744861218 \end{pmatrix}$$

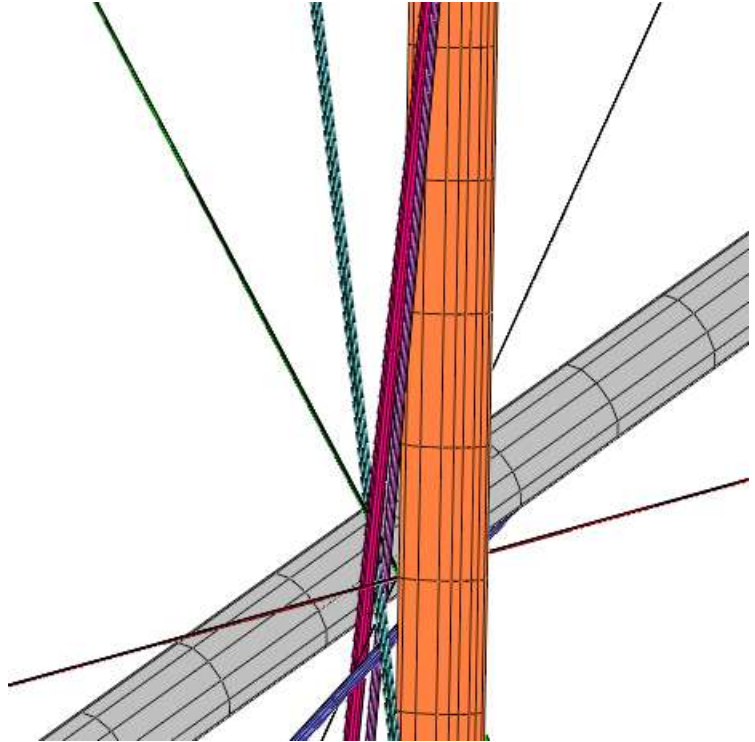
$$P = \begin{pmatrix} 0 & 1 & 1 & 1 & 1 & 1 & 1 & 1 & 1 \\ 1 & 0 & 1 & -1 & 1 & -1 & 1 & 1 & -1 \\ 1 & 1 & 0 & 1 & -1 & -1 & 1 & 1 & -1 \\ 1 & -1 & 1 & 0 & 1 & 1 & 1 & -1 & 1 \\ 1 & 1 & -1 & 1 & 0 & 1 & -1 & -1 & -1 \\ 1 & -1 & -1 & 1 & 1 & 0 & 1 & -1 & -1 \\ 1 & 1 & 1 & 1 & -1 & 1 & 0 & -1 & 1 \\ 1 & 1 & 1 & -1 & -1 & -1 & -1 & 0 & -1 \\ 1 & -1 & -1 & 1 & -1 & -1 & 1 & -1 & 0 \end{pmatrix}$$

$$R = \begin{pmatrix} 0 & 0 & 0 & 0 & 0 & 0 & 0 & 0 & 0 \\ 12 & 0 & 4 & 4 & 4 & 3 & 3 & 3 & 3 \\ 0 & 0 & 0 & 0 & 0 & 0 & 0 & 0 & 0 \\ 5 & 8 & 7 & 0 & 4 & 4 & 11 & 5 & 4 \\ 3 & 3 & 4 & 3 & 0 & 3 & 4 & 4 & 12 \\ 6 & 5 & 5 & 7 & 9 & 0 & 7 & 5 & 10 \\ 0 & 0 & 0 & 0 & 0 & 0 & 0 & 0 & 0 \\ 8 & 8 & 8 & 7 & 8 & 7 & 7 & 0 & 7 \\ 0 & 0 & 0 & 0 & 0 & 0 & 0 & 0 & 0 \end{pmatrix}$$

$|P| = 16$

$B(P,R) = 33.2238669172$

$B(-P,R) = 24.7434123092$



Appendix 2
 9-cross
 Configuration label a0i

$$\begin{pmatrix} \text{orange} \\ \text{red} \\ \text{blue} \\ \text{green} \\ \text{cyan} \\ \text{magenta} \\ \text{gray} \\ \text{olive} \\ \text{pink} \end{pmatrix} \begin{pmatrix} 0 & 0 & 0 & 1 \\ t1 & p1 & z1 & r1 \\ t2 & p2 & z2 & r2 \\ t3 & p3 & z3 & r3 \\ t4 & p4 & z4 & r4 \\ t5 & p5 & z5 & r5 \\ t6 & p6 & z6 & r6 \\ t7 & p7 & z7 & r7 \\ t8 & p8 & z8 & r8 \end{pmatrix} = \begin{pmatrix} 0 & 0 & 0 & 1 \\ 1.5989896879 & 3.1415926536 & 0 & 0.3900345267 \\ 1.7178216079 & 3.1371629465 & 21.1483270324 & 1.4573608218 \\ 1.1128163648 & 0.038926593 & -23.8393094004 & 0.362599636 \\ 1.768236628 & 2.8954323991 & 6.691610052 & 10.8313139628 \\ -1.705699145 & 6.1348109238 & -14.7960910148 & 30.8054598997 \\ 2.8624333709 & 5.8694832165 & -36.7494146048 & 0.7819383766 \\ 1.9632443888 & 3.1350724308 & -18.3987280763 & 0.1554806057 \\ 1.9844738257 & 3.1581236904 & -19.4304301885 & 1.3468389228 \end{pmatrix}$$

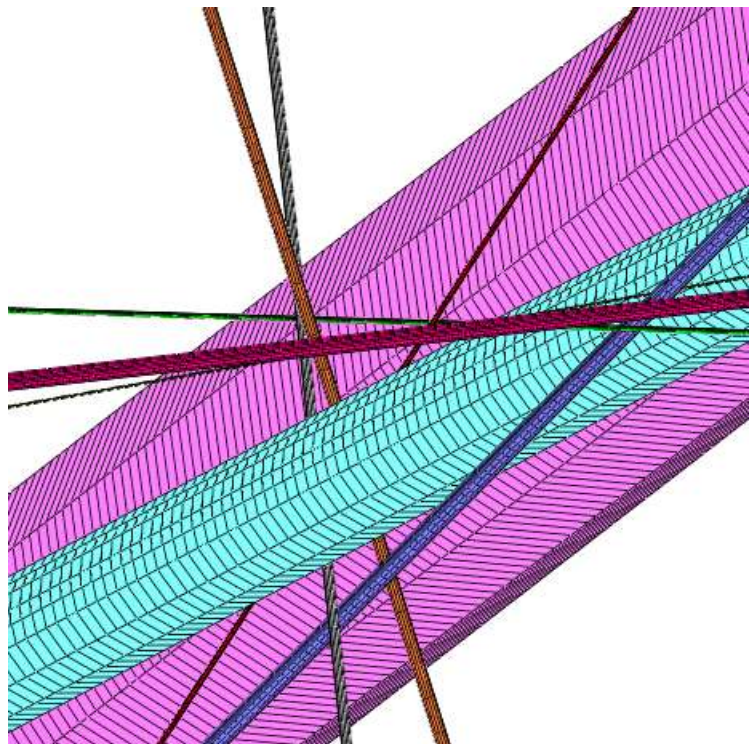
$$P = \begin{pmatrix} 0 & 1 & 1 & 1 & 1 & -1 & 1 & 1 & 1 \\ 1 & 0 & 1 & 1 & 1 & -1 & 1 & -1 & 1 \\ 1 & 1 & 0 & -1 & -1 & -1 & 1 & -1 & 1 \\ 1 & 1 & -1 & 0 & -1 & -1 & -1 & -1 & 1 \\ 1 & 1 & -1 & -1 & 0 & 1 & -1 & 1 & 1 \\ -1 & -1 & -1 & -1 & 1 & 0 & 1 & 1 & 1 \\ 1 & 1 & 1 & -1 & -1 & 1 & 0 & -1 & -1 \\ 1 & -1 & -1 & -1 & 1 & 1 & -1 & 0 & 1 \\ 1 & 1 & 1 & 1 & 1 & 1 & -1 & 1 & 0 \end{pmatrix}$$

$$R = \begin{pmatrix} 0 & 3 & 3 & 9 & 6 & 9 & 6 & 3 & 3 \\ 6 & 0 & 9 & 7 & 8 & 7 & 8 & 6 & 9 \\ 0 & 0 & 0 & 0 & 0 & 0 & 0 & 0 & 0 \\ 1 & 1 & 6 & 0 & 1 & 1 & 1 & 1 & 6 \\ 3 & 3 & 12 & 4 & 0 & 3 & 3 & 4 & 4 \\ 0 & 0 & 0 & 0 & 0 & 0 & 0 & 0 & 0 \\ 2 & 2 & 2 & 2 & 2 & 10 & 0 & 5 & 5 \\ 6 & 6 & 6 & 9 & 6 & 6 & 6 & 0 & 9 \\ 0 & 0 & 0 & 0 & 0 & 0 & 0 & 0 & 0 \end{pmatrix}$$

$$|P| = 0$$

$$\mathcal{B}(P, R) = -16.6838848921$$

$$\mathcal{B}(-P, R) = 63.3452278177$$



Appendix 2

9-cross

Configuration label a16e

$$\begin{pmatrix} \text{orange} \\ \text{red} \\ \text{blue} \\ \text{green} \\ \text{cyan} \\ \text{magenta} \\ \text{gray} \\ \text{olive} \\ \text{pink} \end{pmatrix} \begin{pmatrix} 0 & 0 & 0 & 1 \\ t1 & p1 & z1 & r1 \\ t2 & p2 & z2 & r2 \\ t3 & p3 & z3 & r3 \\ t4 & p4 & z4 & r4 \\ t5 & p5 & z5 & r5 \\ t6 & p6 & z6 & r6 \\ t7 & p7 & z7 & r7 \\ t8 & p8 & z8 & r8 \end{pmatrix} = \begin{pmatrix} 0 & 0 & 0 & 1 \\ 1.7846537154 & 3.1415926536 & 0 & 0.2976733205 \\ 2.149017431 & 4.8763675791 & -0.8507159308 & 0.0151779391 \\ 2.0546859163 & 5.8961117366 & -3.3645659432 & 1.1067467124 \\ 1.955117469 & 5.37560695 & -0.4596866099 & 1.0206370654 \\ 2.4029758679 & 4.8791741969 & -5.6847061704 & 1.7116774838 \\ 0.942557675 & 2.599286595 & -1.4413285361 & 0.3973400647 \\ 1.9633295594 & 4.8598834268 & -1.2843978616 & 0.0610508236 \\ 2.1015764012 & 5.3141935544 & -1.3106762568 & 0.112325474 \end{pmatrix}$$

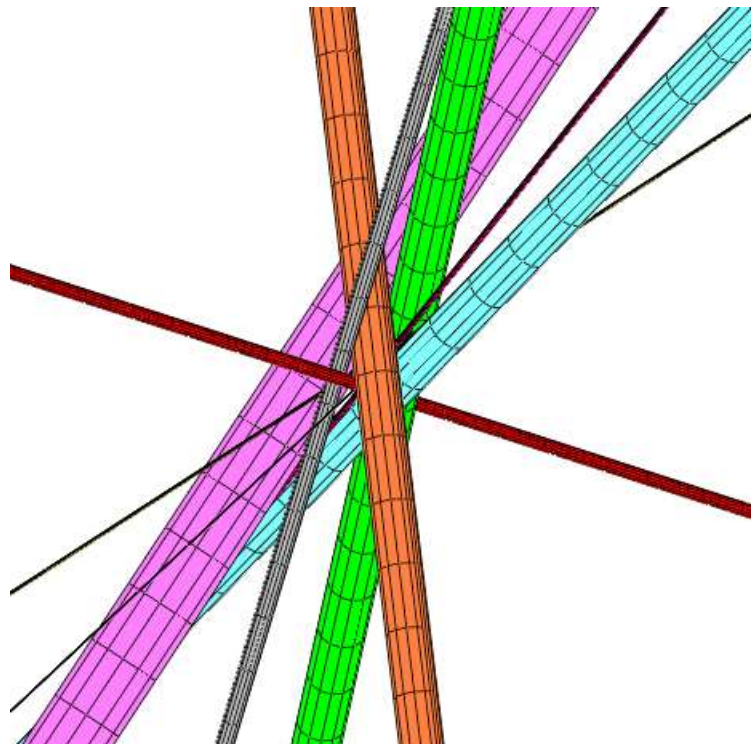
$$P = \begin{pmatrix} 0 & 1 & 1 & 1 & 1 & 1 & 1 & 1 & 1 \\ 1 & 0 & -1 & -1 & -1 & 1 & -1 & 1 & -1 \\ 1 & -1 & 0 & 1 & -1 & 1 & -1 & -1 & 1 \\ 1 & -1 & 1 & 0 & 1 & -1 & 1 & 1 & 1 \\ 1 & -1 & -1 & 1 & 0 & -1 & 1 & -1 & -1 \\ 1 & 1 & 1 & -1 & -1 & 0 & 1 & 1 & -1 \\ 1 & -1 & -1 & 1 & 1 & 1 & 0 & 1 & 1 \\ 1 & 1 & -1 & 1 & -1 & 1 & 1 & 0 & -1 \\ 1 & -1 & 1 & 1 & -1 & -1 & 1 & -1 & 0 \end{pmatrix}$$

$$R = \begin{pmatrix} 0 & 1 & 1 & 6 & 1 & 1 & 6 & 1 & 1 \\ 6 & 0 & 6 & 6 & 6 & 9 & 9 & 6 & 6 \\ 6 & 1 & 0 & 1 & 6 & 1 & 1 & 1 & 1 \\ 0 & 0 & 0 & 0 & 0 & 0 & 0 & 0 & 0 \\ 0 & 0 & 0 & 0 & 0 & 0 & 0 & 0 & 0 \\ 0 & 0 & 0 & 0 & 0 & 0 & 0 & 0 & 0 \\ 1 & 1 & 6 & 1 & 1 & 6 & 0 & 1 & 1 \\ 7 & 5 & 4 & 11 & 5 & 8 & 4 & 0 & 4 \\ 6 & 5 & 10 & 6 & 10 & 5 & 6 & 6 & 0 \end{pmatrix}$$

$$|P| = 16$$

$$B(P,R) = -229.8012820513$$

$$B(-P,R) = -42.8429487179$$



Appendix 2

9-cross

Configuration label a16d

$$\begin{pmatrix} \text{orange} \\ \text{red} \\ \text{blue} \\ \text{green} \\ \text{cyan} \\ \text{magenta} \\ \text{gray} \\ \text{olive} \\ \text{pink} \end{pmatrix}
 \begin{pmatrix} 0 & 0 & 0 & 1 \\ t1 & p1 & z1 & r1 \\ t2 & p2 & z2 & r2 \\ t3 & p3 & z3 & r3 \\ t4 & p4 & z4 & r4 \\ t5 & p5 & z5 & r5 \\ t6 & p6 & z6 & r6 \\ t7 & p7 & z7 & r7 \\ t8 & p8 & z8 & r8 \end{pmatrix}
 =
 \begin{pmatrix} 0 & 0 & 0 & 1 \\ 2.5622734476 & 3.1415926536 & 0 & 0.6826712717 \\ 1.0727666193 & 3.4281886493 & 9.82454416 & 1.1384585694 \\ 2.2771822054 & 4.1202230939 & 2.765542016 & 4.9913950652 \\ 0.2500820235 & 1.4593669402 & -8.8046490914 & 0.2283086078 \\ 0.4755337624 & 1.4958704478 & 0.4026814723 & 0.0837579078 \\ 2.7634546352 & 4.1126329069 & -1.625988671 & 0.0100000003 \\ 0.2005623996 & 1.5386179518 & -10.6887623332 & 0.0806573671 \\ 2.9090525788 & 4.0823844398 & -9.0221361324 & 0.0664625337 \end{pmatrix}$$

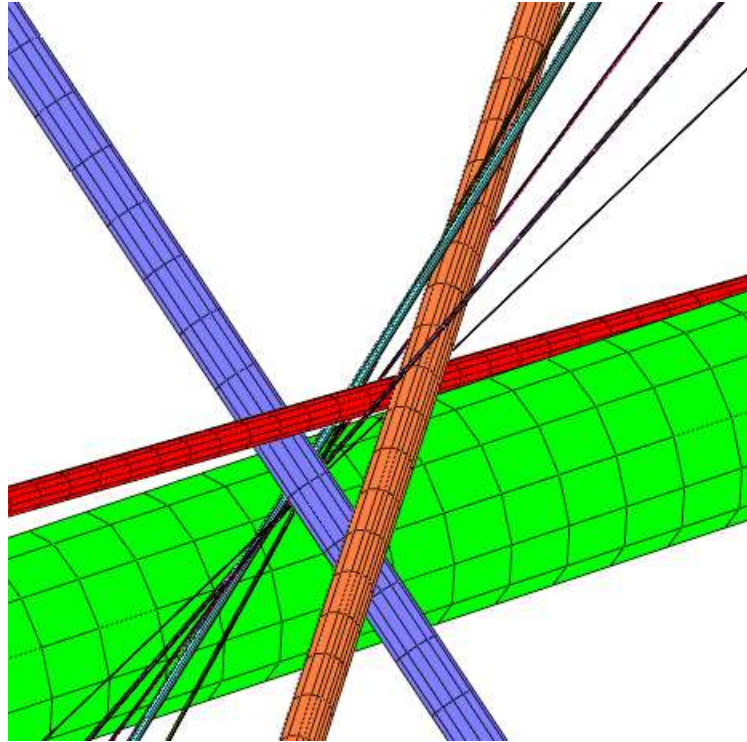
$$P = \begin{pmatrix} 0 & 1 & 1 & 1 & 1 & 1 & 1 & 1 & 1 \\ 1 & 0 & -1 & -1 & -1 & 1 & -1 & -1 & 1 \\ 1 & -1 & 0 & 1 & -1 & -1 & 1 & -1 & 1 \\ 1 & -1 & 1 & 0 & 1 & 1 & -1 & 1 & -1 \\ 1 & -1 & -1 & 1 & 0 & -1 & -1 & 1 & -1 \\ 1 & 1 & -1 & 1 & -1 & 0 & -1 & 1 & 1 \\ 1 & -1 & 1 & -1 & -1 & -1 & 0 & -1 & -1 \\ 1 & -1 & -1 & 1 & 1 & 1 & -1 & 0 & 1 \\ 1 & 1 & 1 & -1 & -1 & 1 & -1 & 1 & 0 \end{pmatrix}$$

$$R = \begin{pmatrix} 0 & 0 & 0 & 0 & 0 & 0 & 0 & 0 & 0 \\ 12 & 0 & 3 & 3 & 4 & 3 & 3 & 4 & 4 \\ 0 & 0 & 0 & 0 & 0 & 0 & 0 & 0 & 0 \\ 0 & 0 & 0 & 0 & 0 & 0 & 0 & 0 & 0 \\ 0 & 0 & 0 & 0 & 0 & 0 & 0 & 0 & 0 \\ 5 & 6 & 10 & 5 & 7 & 0 & 9 & 5 & 7 \\ 6 & 3 & 9 & 9 & 3 & 3 & 0 & 6 & 3 \\ 6 & 6 & 5 & 10 & 6 & 6 & 5 & 0 & 10 \\ 3 & 3 & 3 & 4 & 12 & 4 & 4 & 3 & 0 \end{pmatrix}$$

$|P| = 16$

$B(P,R) = 29.7640239342$

$B(-P,R) = 27.7499065071$



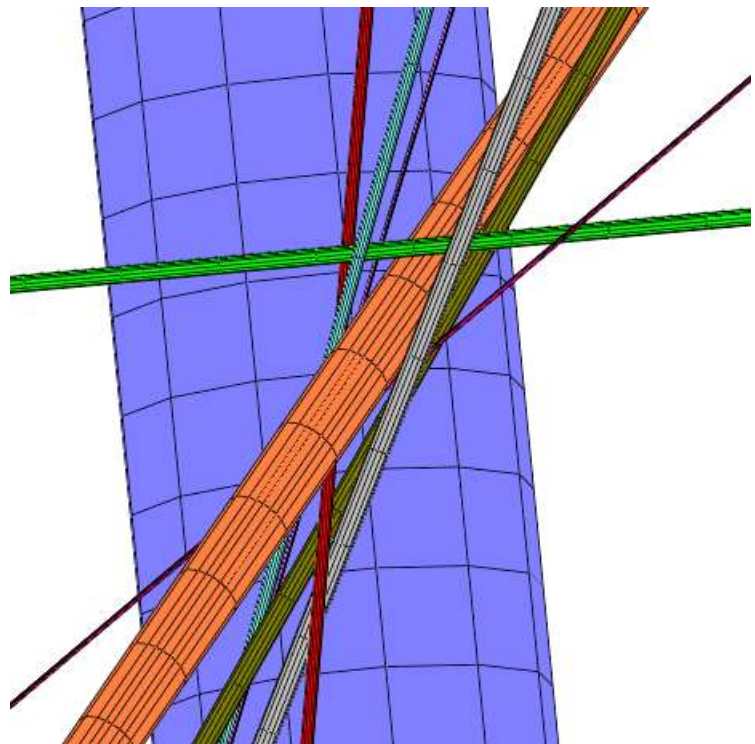
Appendix 2
 9-cross
 Configuration label a0h

$$\begin{pmatrix} \text{orange} \\ \text{red} \\ \text{blue} \\ \text{green} \\ \text{cyan} \\ \text{magenta} \\ \text{gray} \\ \text{olive} \\ \text{pink} \end{pmatrix} \begin{pmatrix} 0 & 0 & 0 & 1 \\ t1 & p1 & z1 & r1 \\ t2 & p2 & z2 & r2 \\ t3 & p3 & z3 & r3 \\ t4 & p4 & z4 & r4 \\ t5 & p5 & z5 & r5 \\ t6 & p6 & z6 & r6 \\ t7 & p7 & z7 & r7 \\ t8 & p8 & z8 & r8 \end{pmatrix} = \begin{pmatrix} 0 & 0 & 0 & 1 \\ 0.5457246655 & 3.1415926536 & 0 & 0.1825734315 \\ 0.7327597662 & 9.4757393687 & -4.4339207685 & 6.1475445899 \\ 1.1043126937 & 7.228500969 & -3.9906007363 & 0.2523992152 \\ 0.5665860022 & 8.8817078492 & -0.3370613761 & 0.1898117496 \\ 0.5022607733 & 8.9036595843 & -1.5690765114 & 0.0543667867 \\ 2.6146475015 & 5.5471029923 & -1.1712232517 & 0.3129178368 \\ 2.7103309344 & -0.9910201149 & -2.300399585 & 0.3149959406 \\ 2.4684794754 & 4.6516026407 & -0.3474402013 & 0.0618381786 \end{pmatrix}$$

$$P = \begin{pmatrix} 0 & 1 & 1 & 1 & 1 & 1 & 1 & 1 & 1 \\ 1 & 0 & 1 & 1 & 1 & -1 & 1 & 1 & 1 \\ 1 & 1 & 0 & 1 & 1 & 1 & -1 & -1 & -1 \\ 1 & 1 & 1 & 0 & -1 & 1 & 1 & -1 & 1 \\ 1 & 1 & 1 & -1 & 0 & 1 & -1 & -1 & 1 \\ 1 & -1 & 1 & 1 & 1 & 0 & 1 & -1 & -1 \\ 1 & 1 & -1 & 1 & -1 & 1 & 0 & -1 & -1 \\ 1 & 1 & -1 & -1 & -1 & -1 & -1 & 0 & 1 \\ 1 & 1 & -1 & 1 & 1 & -1 & -1 & 1 & 0 \end{pmatrix}$$

$$R = \begin{pmatrix} 0 & 3 & 3 & 12 & 3 & 3 & 4 & 4 & 4 \\ 6 & 0 & 6 & 9 & 9 & 3 & 3 & 3 & 3 \\ 0 & 0 & 0 & 0 & 0 & 0 & 0 & 0 & 0 \\ 0 & 0 & 0 & 0 & 0 & 0 & 0 & 0 & 0 \\ 0 & 0 & 0 & 0 & 0 & 0 & 0 & 0 & 0 \\ 5 & 4 & 11 & 4 & 7 & 0 & 8 & 5 & 4 \\ 0 & 0 & 0 & 0 & 0 & 0 & 0 & 0 & 0 \\ 3 & 3 & 4 & 3 & 4 & 4 & 12 & 0 & 3 \\ 7 & 8 & 7 & 7 & 8 & 7 & 8 & 8 & 0 \end{pmatrix}$$

$$|P| = -4.1633363423 \times 10^{-15} \\
 \mathcal{B}(P, R) = 43.8854285065 \\
 \mathcal{B}(-P, R) = 12.6262029249$$



Appendix 2
 9-cross
 Configuration label a4k

$$\begin{pmatrix} \text{orange} \\ \text{red} \\ \text{blue} \\ \text{green} \\ \text{cyan} \\ \text{magenta} \\ \text{gray} \\ \text{olive} \\ \text{pink} \end{pmatrix} \begin{pmatrix} 0 & 0 & 0 & 1 \\ t1 & p1 & z1 & r1 \\ t2 & p2 & z2 & r2 \\ t3 & p3 & z3 & r3 \\ t4 & p4 & z4 & r4 \\ t5 & p5 & z5 & r5 \\ t6 & p6 & z6 & r6 \\ t7 & p7 & z7 & r7 \\ t8 & p8 & z8 & r8 \end{pmatrix} = \begin{pmatrix} 0 & 0 & 0 & 1 \\ 2.994723984 & 3.1415926536 & 0 & 0.1849609631 \\ 2.8598837075 & 2.6900657369 & 4.2576672553 & 0.0767172779 \\ 2.9473798622 & 9.6482790877 & 1.825562307 & 0.0750189535 \\ 2.929440114 & 2.9000897964 & 6.0726784104 & 0.2116212282 \\ 2.9742886539 & -2.9921450169 & 1.6324493756 & 0.0218147246 \\ 0.1815482625 & 1.7900077977 & 1.7419886291 & 0.010000179 \\ 2.8530561706 & 2.9410130425 & 2.9099958667 & 0.0466844304 \\ 2.7136560471 & 3.0288609384 & 3.9340229253 & 0.0407533452 \end{pmatrix}$$

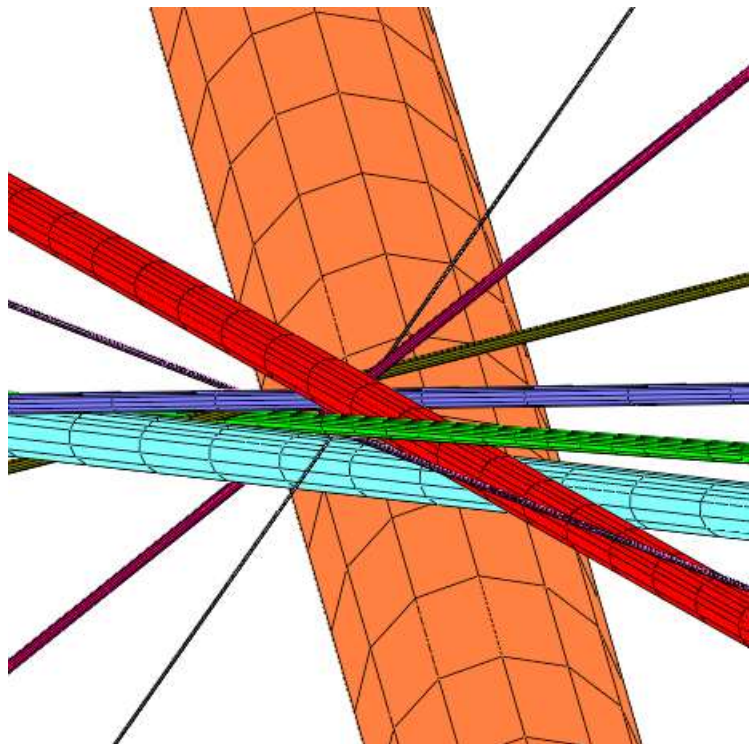
$$P = \begin{pmatrix} 0 & 1 & 1 & 1 & 1 & 1 & 1 & 1 & 1 \\ 1 & 0 & 1 & -1 & 1 & -1 & 1 & 1 & 1 \\ 1 & 1 & 0 & -1 & -1 & -1 & -1 & 1 & -1 \\ 1 & -1 & -1 & 0 & 1 & -1 & 1 & -1 & 1 \\ 1 & 1 & -1 & 1 & 0 & 1 & -1 & 1 & 1 \\ 1 & -1 & -1 & -1 & 1 & 0 & -1 & -1 & 1 \\ 1 & 1 & -1 & 1 & -1 & -1 & 0 & 1 & 1 \\ 1 & 1 & 1 & -1 & 1 & -1 & 1 & 0 & -1 \\ 1 & 1 & -1 & 1 & 1 & 1 & 1 & -1 & 0 \end{pmatrix}$$

$$R = \begin{pmatrix} 0 & 0 & 0 & 0 & 0 & 0 & 0 & 0 & 0 \\ 0 & 0 & 0 & 0 & 0 & 0 & 0 & 0 & 0 \\ 9 & 7 & 0 & 5 & 5 & 5 & 7 & 10 & 6 \\ 2 & 2 & 5 & 0 & 10 & 2 & 2 & 5 & 2 \\ 0 & 0 & 0 & 0 & 0 & 0 & 0 & 0 & 0 \\ 7 & 6 & 5 & 9 & 10 & 0 & 5 & 5 & 7 \\ 2 & 10 & 2 & 2 & 5 & 5 & 0 & 2 & 2 \\ 6 & 6 & 1 & 1 & 1 & 1 & 1 & 0 & 1 \\ 8 & 4 & 5 & 4 & 7 & 4 & 11 & 5 & 0 \end{pmatrix}$$

$|P| = 4$

$\mathcal{B}(P,R) = 28.7292739021$

$\mathcal{B}(-P,R) = 17.7995838353$



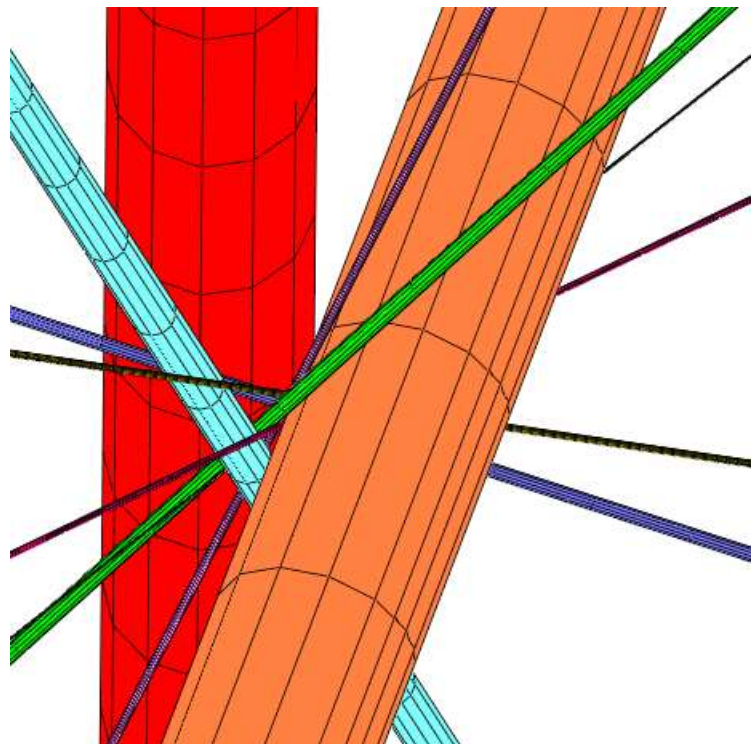
Appendix 2
 9-cross
 Configuration label a0g

$$\begin{pmatrix} \text{orange} \\ \text{red} \\ \text{blue} \\ \text{green} \\ \text{cyan} \\ \text{magenta} \\ \text{gray} \\ \text{olive} \\ \text{pink} \end{pmatrix}
 \begin{pmatrix} 0 & 0 & 0 & 1 \\ t1 & p1 & z1 & r1 \\ t2 & p2 & z2 & r2 \\ t3 & p3 & z3 & r3 \\ t4 & p4 & z4 & r4 \\ t5 & p5 & z5 & r5 \\ t6 & p6 & z6 & r6 \\ t7 & p7 & z7 & r7 \\ t8 & p8 & z8 & r8 \end{pmatrix}
 =
 \begin{pmatrix} 0 & 0 & 0 & 1 \\ 1.747329354 & 3.1415926536 & 0 & 1.0115499624 \\ 2.1247109916 & 3.3938393128 & 0.4269362765 & 0.0685147831 \\ 1.5903285771 & -3.5467816347 & 0.8843541831 & 0.0820356347 \\ 1.9618957607 & 3.2451355147 & 1.2620077595 & 0.2268695551 \\ 1.6497964417 & 9.2286660755 & 0.7346764212 & 0.0395819055 \\ 2.6902276163 & 4.4119404014 & -1.3891274311 & 0.0100000003 \\ 2.1730765077 & 3.2244995418 & 0.4326610702 & 0.0311033041 \\ 2.2887055058 & 3.1904326972 & 0.8080783793 & 0.0279803562 \end{pmatrix}$$

$$P = \begin{pmatrix} 0 & 1 & 1 & 1 & 1 & 1 & 1 & 1 & 1 \\ 1 & 0 & -1 & 1 & -1 & 1 & -1 & -1 & -1 \\ 1 & -1 & 0 & 1 & 1 & 1 & 1 & -1 & 1 \\ 1 & 1 & 1 & 0 & -1 & 1 & -1 & 1 & -1 \\ 1 & -1 & 1 & -1 & 0 & -1 & 1 & -1 & -1 \\ 1 & 1 & 1 & 1 & -1 & 0 & 1 & 1 & -1 \\ 1 & -1 & 1 & -1 & 1 & 1 & 0 & -1 & 1 \\ 1 & -1 & -1 & 1 & -1 & 1 & -1 & 0 & 1 \\ 1 & -1 & 1 & -1 & -1 & -1 & 1 & 1 & 0 \end{pmatrix}$$

$$R = \begin{pmatrix} 0 & 0 & 0 & 0 & 0 & 0 & 0 & 0 & 0 \\ 0 & 0 & 0 & 0 & 0 & 0 & 0 & 0 & 0 \\ 9 & 7 & 0 & 5 & 5 & 5 & 7 & 10 & 6 \\ 2 & 2 & 5 & 0 & 10 & 2 & 2 & 5 & 2 \\ 0 & 0 & 0 & 0 & 0 & 0 & 0 & 0 & 0 \\ 7 & 6 & 5 & 9 & 10 & 0 & 5 & 5 & 7 \\ 4 & 11 & 4 & 4 & 5 & 5 & 0 & 7 & 8 \\ 6 & 6 & 1 & 1 & 1 & 1 & 1 & 0 & 1 \\ 6 & 1 & 1 & 1 & 6 & 1 & 1 & 1 & 0 \end{pmatrix}$$

$$|P| = -4.0800696155 \times 10^{-15} \\
 \mathcal{B}(P,R) = -17.8644067797 \\
 \mathcal{B}(-P,R) = 63.0869565217$$

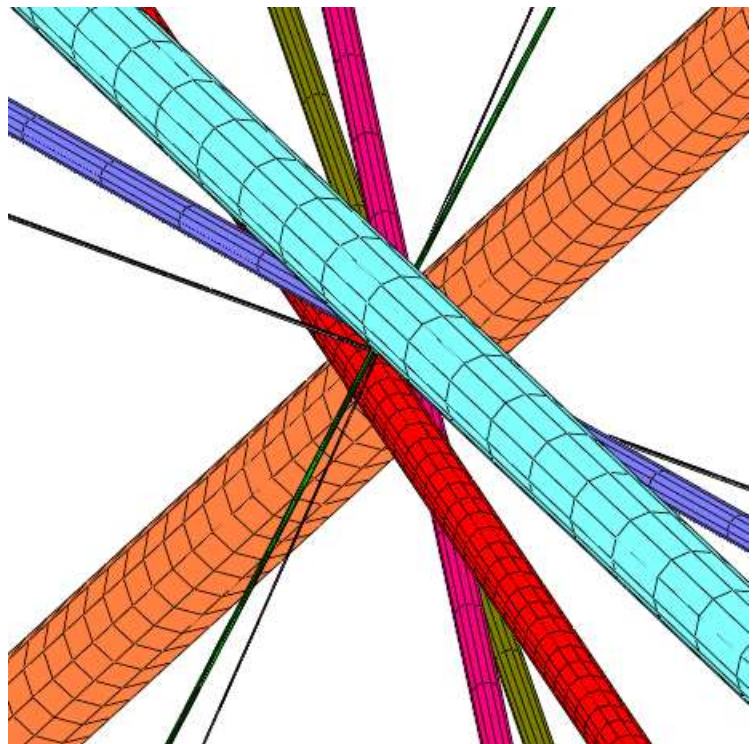


Appendix 2
 9-cross
 Configuration label a0f

$$\begin{pmatrix} \text{orange} \\ \text{red} \\ \text{blue} \\ \text{green} \\ \text{cyan} \\ \text{magenta} \\ \text{gray} \\ \text{olive} \\ \text{pink} \end{pmatrix} \begin{pmatrix} 0 & 0 & 0 & 1 \\ t1 & p1 & z1 & r1 \\ t2 & p2 & z2 & r2 \\ t3 & p3 & z3 & r3 \\ t4 & p4 & z4 & r4 \\ t5 & p5 & z5 & r5 \\ t6 & p6 & z6 & r6 \\ t7 & p7 & z7 & r7 \\ t8 & p8 & z8 & r8 \end{pmatrix} = \begin{pmatrix} 0 & 0 & 0 & 1 \\ 0.1954140012 & 3.1415926536 & 0 & 0.4465748441 \\ 0.5033958776 & 4.2221494641 & 8.864027872 & 0.2726595369 \\ 0.3619147647 & -3.475242815 & 5.3396098657 & 0.0420129909 \\ 0.3502652565 & 3.8104489481 & 11.955977224 & 0.7517904552 \\ 0.3327828688 & 9.1122487433 & 5.1424823572 & 0.0100000004 \\ 2.7908772789 & 5.0376834993 & 5.3605280806 & 0.0308820687 \\ 0.7942601842 & 3.6206712338 & 6.6392338438 & 0.2444111998 \\ 0.5610232046 & 3.4248999887 & 8.1875189853 & 0.2664259746 \end{pmatrix}$$

$$P = \begin{pmatrix} 0 & 1 & 1 & 1 & 1 & 1 & 1 & 1 & 1 \\ 1 & 0 & -1 & 1 & -1 & 1 & -1 & -1 & -1 \\ 1 & -1 & 0 & 1 & 1 & 1 & 1 & -1 & 1 \\ 1 & 1 & 1 & 0 & -1 & 1 & -1 & 1 & -1 \\ 1 & -1 & 1 & -1 & 0 & -1 & 1 & -1 & -1 \\ 1 & 1 & 1 & 1 & -1 & 0 & 1 & 1 & -1 \\ 1 & -1 & 1 & -1 & 1 & 1 & 0 & -1 & 1 \\ 1 & -1 & -1 & 1 & -1 & 1 & -1 & 0 & 1 \\ 1 & -1 & 1 & -1 & -1 & -1 & 1 & 1 & 0 \end{pmatrix} \quad R = \begin{pmatrix} 0 & 0 & 0 & 0 & 0 & 0 & 0 & 0 & 0 \\ 0 & 0 & 0 & 0 & 0 & 0 & 0 & 0 & 0 \\ 8 & 8 & 0 & 4 & 4 & 4 & 8 & 8 & 4 \\ 3 & 3 & 6 & 0 & 9 & 3 & 3 & 9 & 6 \\ 0 & 0 & 0 & 0 & 0 & 0 & 0 & 0 & 0 \\ 8 & 7 & 6 & 8 & 9 & 0 & 6 & 7 & 9 \\ 3 & 12 & 3 & 3 & 4 & 4 & 0 & 3 & 4 \\ 6 & 6 & 1 & 1 & 1 & 1 & 1 & 0 & 1 \\ 6 & 1 & 1 & 1 & 6 & 1 & 1 & 1 & 0 \end{pmatrix}$$

$$|P| = -4.0800696155 \times 10^{-15} \\
 \mathcal{B}(P,R) = -19.6963902439 \\
 \mathcal{B}(-P,R) = 65.5061463415$$



Appendix 2

9-cross

Configuration label a4j

$$\begin{pmatrix} \text{orange} \\ \text{red} \\ \text{blue} \\ \text{green} \\ \text{cyan} \\ \text{magenta} \\ \text{gray} \\ \text{olive} \\ \text{pink} \end{pmatrix}
 \begin{pmatrix} 0 & 0 & 0 & 1 \\ t1 & p1 & z1 & r1 \\ t2 & p2 & z2 & r2 \\ t3 & p3 & z3 & r3 \\ t4 & p4 & z4 & r4 \\ t5 & p5 & z5 & r5 \\ t6 & p6 & z6 & r6 \\ t7 & p7 & z7 & r7 \\ t8 & p8 & z8 & r8 \end{pmatrix}
 =
 \begin{pmatrix} 0 & 0 & 0 & 1 \\ 1.6189785457 & 3.1415926536 & 0 & 0.0284748449 \\ 1.8987257976 & 9.4163562807 & 1.9916307431 & 0.9330070813 \\ 1.0008040669 & 6.8905335063 & -1.5405549848 & 0.551500874 \\ 0.890925264 & 8.3897776378 & -1.9300903512 & 1.6684866678 \\ 1.986084849 & 4.9128169609 & -0.9147276674 & 0.2190708722 \\ 2.2368181696 & -2.336920652 & -0.4530903535 & 0.035986277 \\ 1.9330836533 & 3.5278662821 & 0.4420586225 & 0.2394180799 \\ 2.0978544521 & 3.454748937 & -0.2495902219 & 0.1182289542 \end{pmatrix}$$

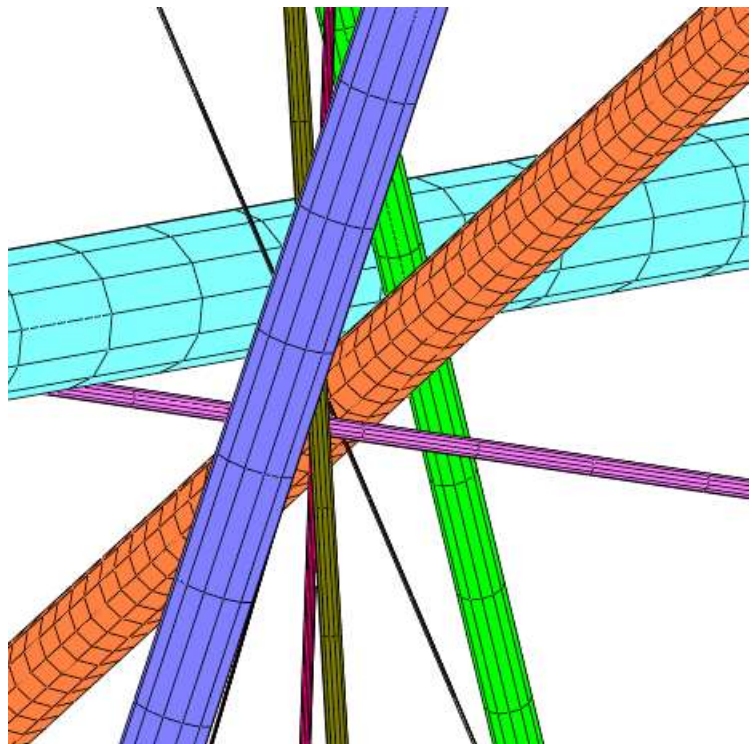
$$P = \begin{pmatrix} 0 & 1 & 1 & 1 & 1 & 1 & 1 & 1 & 1 \\ 1 & 0 & 1 & 1 & -1 & 1 & 1 & -1 & 1 \\ 1 & 1 & 0 & -1 & -1 & 1 & 1 & 1 & 1 \\ 1 & 1 & -1 & 0 & 1 & 1 & -1 & 1 & -1 \\ 1 & -1 & -1 & 1 & 0 & 1 & -1 & -1 & -1 \\ 1 & 1 & 1 & 1 & 1 & 0 & -1 & 1 & -1 \\ 1 & 1 & 1 & -1 & -1 & -1 & 0 & 1 & -1 \\ 1 & -1 & 1 & 1 & -1 & 1 & 1 & 0 & -1 \\ 1 & 1 & 1 & -1 & -1 & -1 & -1 & -1 & 0 \end{pmatrix}$$

$$R = \begin{pmatrix} 0 & 2 & 2 & 10 & 2 & 5 & 5 & 2 & 2 \\ 8 & 0 & 8 & 9 & 6 & 7 & 6 & 9 & 7 \\ 0 & 0 & 0 & 0 & 0 & 0 & 0 & 0 & 0 \\ 0 & 0 & 0 & 0 & 0 & 0 & 0 & 0 & 0 \\ 0 & 0 & 0 & 0 & 0 & 0 & 0 & 0 & 0 \\ 0 & 0 & 0 & 0 & 0 & 0 & 0 & 0 & 0 \\ 3 & 3 & 6 & 3 & 9 & 9 & 0 & 3 & 6 \\ 4 & 3 & 12 & 4 & 3 & 3 & 3 & 0 & 4 \\ 5 & 5 & 4 & 8 & 11 & 4 & 4 & 7 & 0 \end{pmatrix}$$

$$|P| = 4$$

$$\mathcal{B}(P,R) = 34.1105794102$$

$$\mathcal{B}(-P,R) = 21.9848680807$$



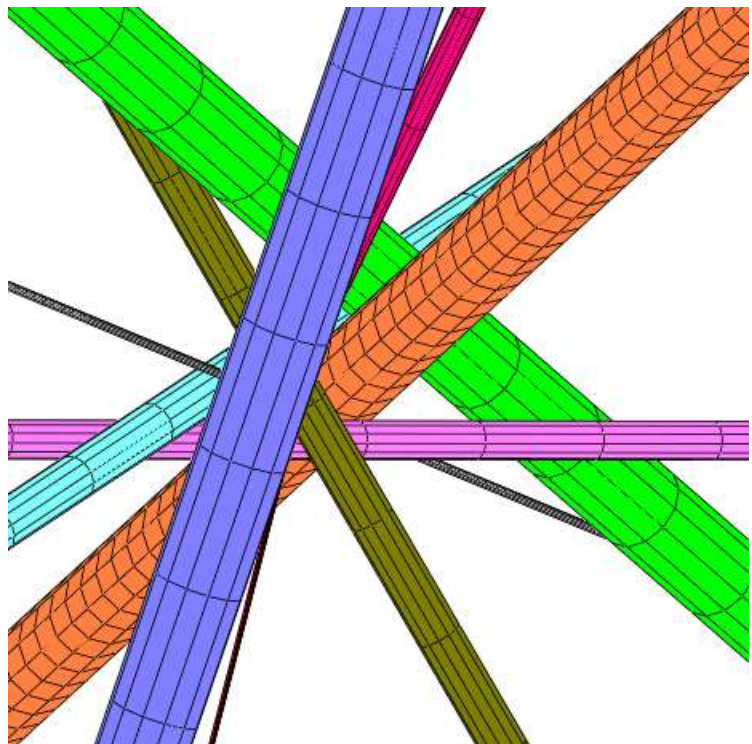
Appendix 2
 9-cross
 Configuration label a0e

$$\begin{pmatrix} \text{orange} \\ \text{red} \\ \text{blue} \\ \text{green} \\ \text{cyan} \\ \text{magenta} \\ \text{gray} \\ \text{olive} \\ \text{pink} \end{pmatrix}
 \begin{pmatrix} 0 & 0 & 0 & 1 \\ t1 & p1 & z1 & r1 \\ t2 & p2 & z2 & r2 \\ t3 & p3 & z3 & r3 \\ t4 & p4 & z4 & r4 \\ t5 & p5 & z5 & r5 \\ t6 & p6 & z6 & r6 \\ t7 & p7 & z7 & r7 \\ t8 & p8 & z8 & r8 \end{pmatrix}
 =
 \begin{pmatrix} 0 & 0 & 0 & 1 \\ 1.2216350113 & 3.1415926536 & 0 & 0.0494811013 \\ 1.8827858834 & 9.4028039268 & 3.1104069948 & 1.0157161473 \\ 0.8993685414 & 7.5501888487 & -0.7522687077 & 1.0098115716 \\ 0.9178786422 & 8.7477954774 & -0.9813708975 & 0.5107153102 \\ 1.9855914701 & 5.0514936152 & -0.5630849428 & 0.432615911 \\ 2.3265090141 & -1.5387116626 & -0.8120487686 & 0.0915751043 \\ 1.8173595491 & 3.9915916461 & 1.0739890829 & 0.5082164055 \\ 2.1717045399 & 3.0133667691 & 0.8614571593 & 0.3069422699 \end{pmatrix}$$

$$P = \begin{pmatrix} 0 & 1 & 1 & 1 & 1 & 1 & 1 & 1 & 1 \\ 1 & 0 & 1 & 1 & -1 & 1 & 1 & -1 & 1 \\ 1 & 1 & 0 & -1 & -1 & 1 & 1 & 1 & -1 \\ 1 & 1 & -1 & 0 & 1 & 1 & -1 & 1 & -1 \\ 1 & -1 & -1 & 1 & 0 & 1 & -1 & -1 & -1 \\ 1 & 1 & 1 & 1 & 1 & 0 & -1 & 1 & -1 \\ 1 & 1 & 1 & -1 & -1 & -1 & 0 & 1 & -1 \\ 1 & -1 & 1 & 1 & -1 & 1 & 1 & 0 & -1 \\ 1 & 1 & -1 & -1 & -1 & -1 & -1 & -1 & 0 \end{pmatrix}$$

$$R = \begin{pmatrix} 0 & 2 & 2 & 10 & 2 & 5 & 5 & 2 & 2 \\ 8 & 0 & 7 & 8 & 7 & 8 & 7 & 8 & 7 \\ 0 & 0 & 0 & 0 & 0 & 0 & 0 & 0 & 0 \\ 0 & 0 & 0 & 0 & 0 & 0 & 0 & 0 & 0 \\ 0 & 0 & 0 & 0 & 0 & 0 & 0 & 0 & 0 \\ 0 & 0 & 0 & 0 & 0 & 0 & 0 & 0 & 0 \\ 3 & 3 & 6 & 3 & 9 & 9 & 0 & 3 & 6 \\ 4 & 3 & 12 & 4 & 3 & 3 & 3 & 0 & 4 \\ 6 & 6 & 6 & 10 & 10 & 5 & 5 & 6 & 0 \end{pmatrix}$$

$|P| = 1.082467449 \times 10^{-14}$
 $B(P,R) = 40.2095514799$
 $B(-P,R) = 15.9676775014$



Appendix 2

9-cross

Configuration label a4h

$$\begin{pmatrix} \text{orange} \\ \text{red} \\ \text{blue} \\ \text{green} \\ \text{cyan} \\ \text{magenta} \\ \text{gray} \\ \text{olive} \\ \text{pink} \end{pmatrix} \begin{pmatrix} 0 & 0 & 0 & 1 \\ t1 & p1 & z1 & r1 \\ t2 & p2 & z2 & r2 \\ t3 & p3 & z3 & r3 \\ t4 & p4 & z4 & r4 \\ t5 & p5 & z5 & r5 \\ t6 & p6 & z6 & r6 \\ t7 & p7 & z7 & r7 \\ t8 & p8 & z8 & r8 \end{pmatrix} = \begin{pmatrix} 0 & 0 & 0 & 1 \\ 1.1613746904 & 3.1415926536 & 0 & 0.1541911841 \\ 2.0068122055 & 2.4299464456 & 0.5054587138 & 0.1261791964 \\ 1.345772384 & 0.7431013078 & -0.7054617068 & 1.9472431103 \\ 2.0377895112 & 2.0109528049 & 0.4481952418 & 0.1324239577 \\ 1.7151309138 & 2.4137649889 & -4.5452243299 & 2.0549051762 \\ -2.1236726842 & 5.4101747992 & 1.249799213 & 1.8199608034 \\ 2.1472665252 & 2.4177497498 & -0.0309324097 & 0.0177909955 \\ 2.3766917975 & 0.8198428215 & 1.9338716184 & 0.0787348425 \end{pmatrix}$$

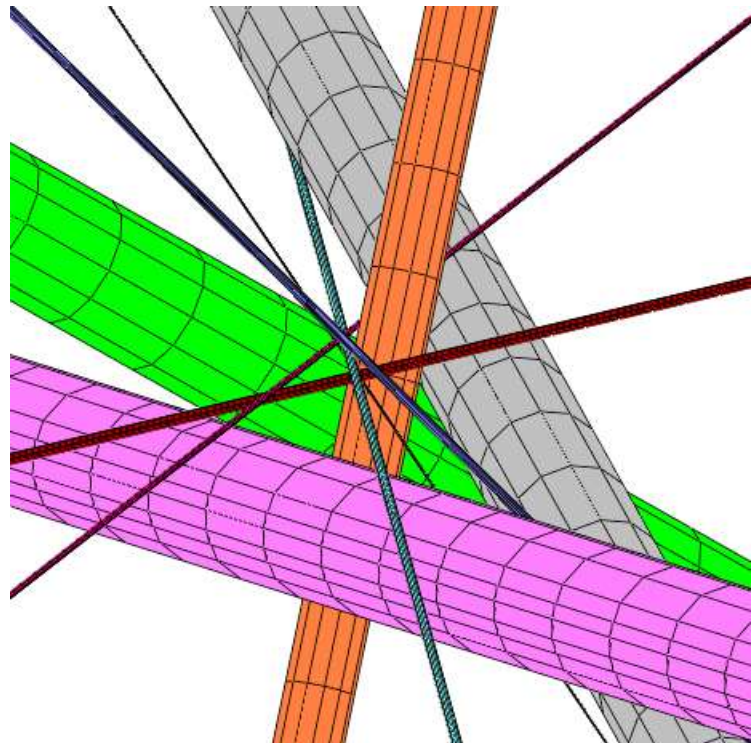
$$P = \begin{pmatrix} 0 & 1 & 1 & 1 & 1 & 1 & -1 & 1 & 1 \\ 1 & 0 & 1 & 1 & 1 & -1 & -1 & -1 & 1 \\ 1 & 1 & 0 & -1 & -1 & -1 & -1 & -1 & -1 \\ 1 & 1 & -1 & 0 & -1 & 1 & -1 & -1 & -1 \\ 1 & 1 & -1 & -1 & 0 & 1 & -1 & 1 & 1 \\ 1 & -1 & -1 & 1 & 1 & 0 & -1 & -1 & 1 \\ -1 & -1 & -1 & -1 & -1 & -1 & 0 & 1 & 1 \\ 1 & -1 & -1 & -1 & 1 & -1 & 1 & 0 & 1 \\ 1 & 1 & -1 & -1 & 1 & 1 & 1 & 1 & 0 \end{pmatrix}$$

$$R = \begin{pmatrix} 0 & 3 & 3 & 4 & 4 & 3 & 12 & 3 & 4 \\ 4 & 0 & 8 & 4 & 5 & 11 & 7 & 4 & 5 \\ 0 & 0 & 0 & 0 & 0 & 0 & 0 & 0 & 0 \\ 0 & 0 & 0 & 0 & 0 & 0 & 0 & 0 & 0 \\ 6 & 5 & 10 & 6 & 0 & 5 & 6 & 6 & 10 \\ 0 & 0 & 0 & 0 & 0 & 0 & 0 & 0 & 0 \\ 0 & 0 & 0 & 0 & 0 & 0 & 0 & 0 & 0 \\ 8 & 4 & 4 & 11 & 5 & 7 & 5 & 0 & 4 \\ 2 & 2 & 10 & 5 & 2 & 2 & 2 & 5 & 0 \end{pmatrix}$$

$|P| = 4$

$\mathcal{I}(P, R) = 29.8644473579$

$\mathcal{I}(-P, R) = 26.9479564499$



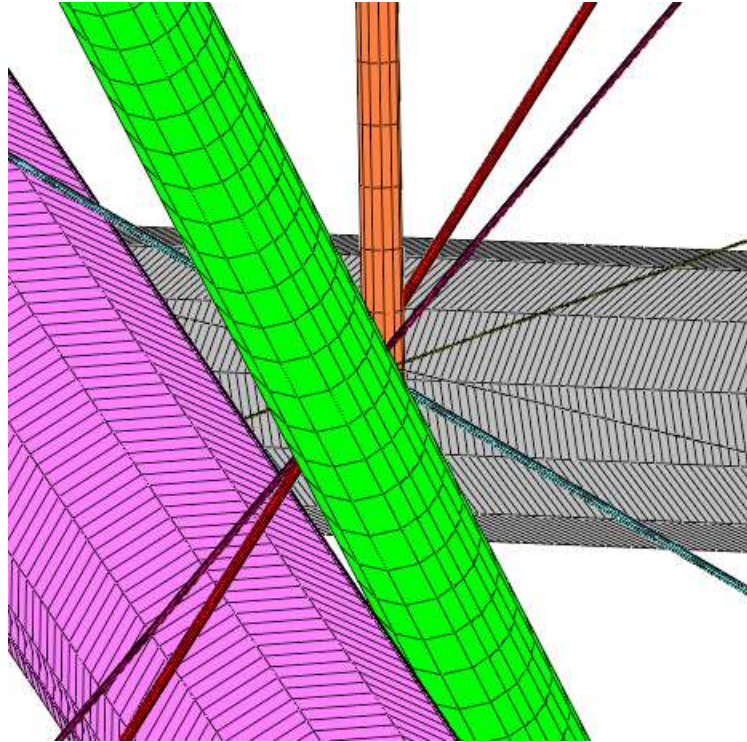
Appendix 2
 9-cross
 Configuration label am80c

$$\begin{pmatrix} \text{orange} \\ \text{red} \\ \text{blue} \\ \text{green} \\ \text{cyan} \\ \text{magenta} \\ \text{gray} \\ \text{olive} \\ \text{pink} \end{pmatrix} \begin{pmatrix} 0 & 0 & 0 & 1 \\ t1 & p1 & z1 & r1 \\ t2 & p2 & z2 & r2 \\ t3 & p3 & z3 & r3 \\ t4 & p4 & z4 & r4 \\ t5 & p5 & z5 & r5 \\ t6 & p6 & z6 & r6 \\ t7 & p7 & z7 & r7 \\ t8 & p8 & z8 & r8 \end{pmatrix} = \begin{pmatrix} 0 & 0 & 0 & 1 \\ 1.7351306481 & 3.1415926536 & 0 & 0.2502162721 \\ 1.4221116719 & 3.4745244228 & 0.5819273119 & 0.0100000003 \\ 2.321756933 & 6.1240167852 & -13.3368127606 & 3.1664268278 \\ 1.5159695906 & 3.5610345529 & 0.4952474563 & 0.1800093032 \\ 1.5652724673 & 3.4747367374 & -13.0136265056 & 7.7672086413 \\ 4.8807520806 & 0.3589629579 & -1.45422382 & 7.13141202 \\ 1.3586558994 & 3.4729167157 & -0.2351605208 & 0.055265482 \\ 1.2838667417 & 6.1006138557 & 2.1904770191 & 0.1472747638 \end{pmatrix}$$

$$P = \begin{pmatrix} 0 & 1 & 1 & 1 & 1 & 1 & -1 & 1 & 1 \\ 1 & 0 & -1 & -1 & -1 & 1 & 1 & 1 & -1 \\ 1 & -1 & 0 & 1 & 1 & 1 & 1 & -1 & 1 \\ 1 & -1 & 1 & 0 & 1 & -1 & 1 & 1 & 1 \\ 1 & -1 & 1 & 1 & 0 & -1 & 1 & -1 & -1 \\ 1 & 1 & 1 & -1 & -1 & 0 & 1 & 1 & -1 \\ -1 & 1 & 1 & 1 & 1 & 1 & 0 & -1 & -1 \\ 1 & 1 & -1 & 1 & -1 & 1 & -1 & 0 & -1 \\ 1 & -1 & 1 & 1 & -1 & -1 & -1 & -1 & 0 \end{pmatrix}$$

$$R = \begin{pmatrix} 0 & 3 & 3 & 4 & 4 & 3 & 12 & 3 & 4 \\ 4 & 0 & 8 & 4 & 5 & 11 & 7 & 4 & 5 \\ 0 & 0 & 0 & 0 & 0 & 0 & 0 & 0 & 0 \\ 0 & 0 & 0 & 0 & 0 & 0 & 0 & 0 & 0 \\ 6 & 5 & 10 & 6 & 0 & 5 & 6 & 6 & 10 \\ 0 & 0 & 0 & 0 & 0 & 0 & 0 & 0 & 0 \\ 0 & 0 & 0 & 0 & 0 & 0 & 0 & 0 & 0 \\ 7 & 5 & 4 & 11 & 4 & 8 & 4 & 0 & 5 \\ 2 & 2 & 10 & 5 & 2 & 2 & 2 & 5 & 0 \end{pmatrix}$$

$|P| = -80$
 $B(P,R) = 23.9197560976$
 $B(-P,R) = 32.651097561$



Appendix 2

9-cross

Configuration label a4g

$$\begin{pmatrix} \text{orange} \\ \text{red} \\ \text{blue} \\ \text{green} \\ \text{cyan} \\ \text{magenta} \\ \text{gray} \\ \text{olive} \\ \text{pink} \end{pmatrix} \begin{pmatrix} 0 & 0 & 0 & 1 \\ t1 & p1 & z1 & r1 \\ t2 & p2 & z2 & r2 \\ t3 & p3 & z3 & r3 \\ t4 & p4 & z4 & r4 \\ t5 & p5 & z5 & r5 \\ t6 & p6 & z6 & r6 \\ t7 & p7 & z7 & r7 \\ t8 & p8 & z8 & r8 \end{pmatrix} = \begin{pmatrix} 0 & 0 & 0 & 1 \\ 2.7011866007 & 3.1415926536 & 0 & 0.9431928298 \\ 0.3746072364 & -3.002666633 & 63.7214304416 & 3.0737840201 \\ 2.952238415 & -0.1405453591 & -103.0406267752 & 4.3770550371 \\ 0.1697330374 & -0.8437273541 & 66.4477951877 & 5.3414577362 \\ 3.0939857773 & -1.0515125919 & -116.3200364676 & 0.7133861389 \\ 0.2295694918 & 2.4794290356 & -39.5364947458 & 19.8376582975 \\ 0.0707623408 & 8.8846694326 & -62.2870255057 & 0.1336254991 \\ 2.992247585 & 4.5501503515 & 4.5621191927 & 2.0233801993 \end{pmatrix}$$

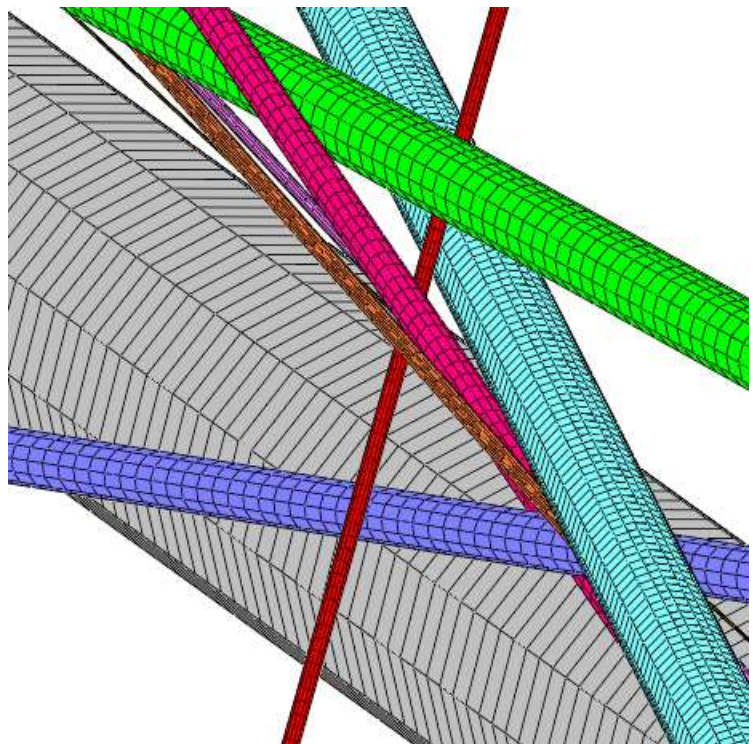
$$P = \begin{pmatrix} 0 & 1 & 1 & 1 & 1 & 1 & 1 & 1 & 1 \\ 1 & 0 & -1 & -1 & -1 & 1 & -1 & -1 & -1 \\ 1 & -1 & 0 & 1 & 1 & 1 & -1 & -1 & 1 \\ 1 & -1 & 1 & 0 & 1 & -1 & -1 & 1 & 1 \\ 1 & -1 & 1 & 1 & 0 & -1 & 1 & 1 & -1 \\ 1 & 1 & 1 & -1 & -1 & 0 & -1 & 1 & 1 \\ 1 & -1 & -1 & -1 & 1 & -1 & 0 & 1 & -1 \\ 1 & -1 & -1 & 1 & 1 & 1 & 1 & 0 & -1 \\ 1 & -1 & 1 & 1 & -1 & 1 & -1 & -1 & 0 \end{pmatrix}$$

$$R = \begin{pmatrix} 0 & 2 & 2 & 10 & 2 & 2 & 5 & 5 & 2 \\ 9 & 0 & 6 & 9 & 6 & 6 & 6 & 6 & 6 \\ 0 & 0 & 0 & 0 & 0 & 0 & 0 & 0 & 0 \\ 0 & 0 & 0 & 0 & 0 & 0 & 0 & 0 & 0 \\ 1 & 1 & 6 & 6 & 0 & 1 & 1 & 1 & 1 \\ 1 & 1 & 1 & 1 & 6 & 0 & 6 & 1 & 1 \\ 0 & 0 & 0 & 0 & 0 & 0 & 0 & 0 & 0 \\ 4 & 4 & 5 & 4 & 7 & 11 & 8 & 0 & 5 \\ 8 & 5 & 11 & 4 & 7 & 4 & 5 & 4 & 0 \end{pmatrix}$$

$$|P| = 4$$

$$\mathcal{B}(P,R) = -6.2395821696$$

$$\mathcal{B}(-P,R) = 45.6298178974$$



Appendix 2

9-cross

Configuration label a16c

$$\begin{pmatrix} \text{orange} \\ \text{red} \\ \text{blue} \\ \text{green} \\ \text{cyan} \\ \text{magenta} \\ \text{gray} \\ \text{olive} \\ \text{pink} \end{pmatrix} \begin{pmatrix} 0 & 0 & 0 & 1 \\ t1 & p1 & z1 & r1 \\ t2 & p2 & z2 & r2 \\ t3 & p3 & z3 & r3 \\ t4 & p4 & z4 & r4 \\ t5 & p5 & z5 & r5 \\ t6 & p6 & z6 & r6 \\ t7 & p7 & z7 & r7 \\ t8 & p8 & z8 & r8 \end{pmatrix} = \begin{pmatrix} 0 & 0 & 0 & 1 \\ 0.4549880834 & 3.1415926536 & 0 & 0.1872004942 \\ 0.2488415013 & -3.0319086824 & 7.0946189827 & 0.478239907 \\ 3.0158204404 & -0.5437851537 & -19.4026004488 & 0.5328271151 \\ 0.4254734395 & -2.1071078624 & 7.236906291 & 1.096092478 \\ 2.9905471528 & -2.1734541452 & -6.0778082599 & 0.0507942918 \\ 0.1208584003 & 2.0354765338 & -10.8364712401 & 0.2056825376 \\ 0.0997358752 & 8.5134521892 & -10.2507441737 & 0.0273328981 \\ 2.8806805443 & 4.1611992352 & -0.7607081587 & 0.0100000003 \end{pmatrix}$$

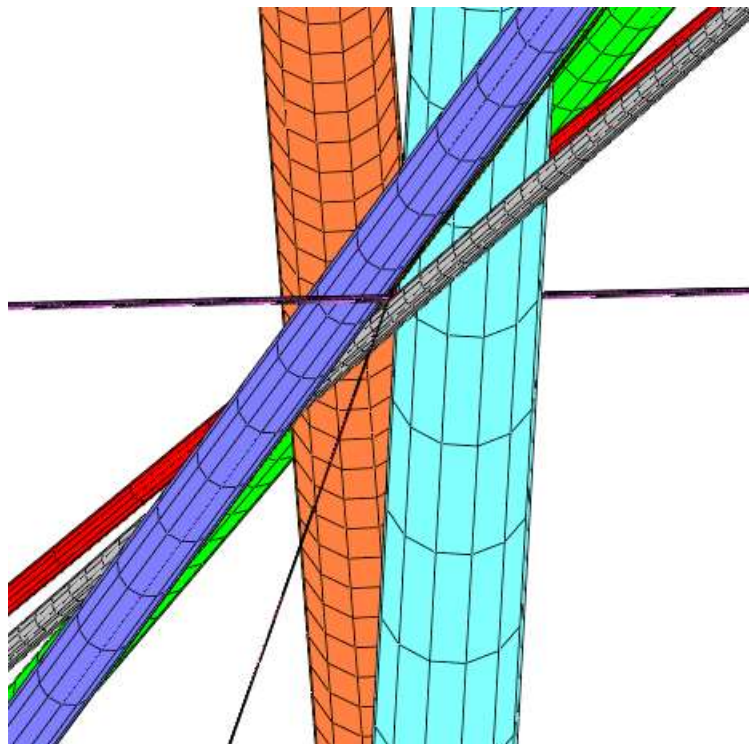
$$P = \begin{pmatrix} 0 & 1 & 1 & 1 & 1 & 1 & 1 & 1 & 1 \\ 1 & 0 & -1 & -1 & -1 & 1 & -1 & -1 & -1 \\ 1 & -1 & 0 & 1 & 1 & 1 & -1 & -1 & 1 \\ 1 & -1 & 1 & 0 & 1 & -1 & -1 & 1 & 1 \\ 1 & -1 & 1 & 1 & 0 & -1 & 1 & 1 & -1 \\ 1 & 1 & 1 & -1 & -1 & 0 & -1 & 1 & -1 \\ 1 & -1 & -1 & -1 & 1 & -1 & 0 & 1 & -1 \\ 1 & -1 & -1 & 1 & 1 & 1 & 1 & 0 & -1 \\ 1 & -1 & 1 & 1 & -1 & -1 & -1 & -1 & 0 \end{pmatrix}$$

$$R = \begin{pmatrix} 0 & 2 & 2 & 10 & 2 & 2 & 5 & 5 & 2 \\ 9 & 0 & 6 & 9 & 6 & 6 & 6 & 6 & 6 \\ 0 & 0 & 0 & 0 & 0 & 0 & 0 & 0 & 0 \\ 0 & 0 & 0 & 0 & 0 & 0 & 0 & 0 & 0 \\ 1 & 1 & 6 & 6 & 0 & 1 & 1 & 1 & 1 \\ 2 & 2 & 2 & 2 & 5 & 0 & 10 & 2 & 5 \\ 0 & 0 & 0 & 0 & 0 & 0 & 0 & 0 & 0 \\ 4 & 4 & 5 & 4 & 7 & 11 & 8 & 0 & 5 \\ 7 & 4 & 11 & 5 & 8 & 4 & 4 & 5 & 0 \end{pmatrix}$$

$$|P| = 16$$

$$B(P,R) = 17.5732072194$$

$$B(-P,R) = 25.832159058$$



Appendix 2
 9-cross
 Configuration label am84a

$$\begin{pmatrix} \text{orange} \\ \text{red} \\ \text{blue} \\ \text{green} \\ \text{cyan} \\ \text{magenta} \\ \text{gray} \\ \text{olive} \\ \text{pink} \end{pmatrix}
 \begin{pmatrix} 0 & 0 & 0 & 1 \\ t1 & p1 & z1 & r1 \\ t2 & p2 & z2 & r2 \\ t3 & p3 & z3 & r3 \\ t4 & p4 & z4 & r4 \\ t5 & p5 & z5 & r5 \\ t6 & p6 & z6 & r6 \\ t7 & p7 & z7 & r7 \\ t8 & p8 & z8 & r8 \end{pmatrix}
 =
 \begin{pmatrix} 0 & 0 & 0 & 1 \\ 1.0354026338 & 3.1415926536 & 0 & 0.2862693429 \\ 2.4888353334 & 2.6701354048 & 2.8703977215 & 1.0039734989 \\ 1.5531584976 & 1.1073194686 & 1.2249102553 & 3.6749966949 \\ 0.1454554833 & 1.1149639368 & -16.5644796297 & 0.01 \\ 2.2884486933 & 3.5534936595 & 0.0935640111 & 0.0137031255 \\ 0.3151900167 & 1.1416512709 & -5.579992459 & 0.0384922992 \\ 2.8837157252 & 3.4944832539 & -7.8395625615 & 0.0815984379 \\ 2.7688665815 & 3.562604393 & -4.998310941 & 0.416740625 \end{pmatrix}$$

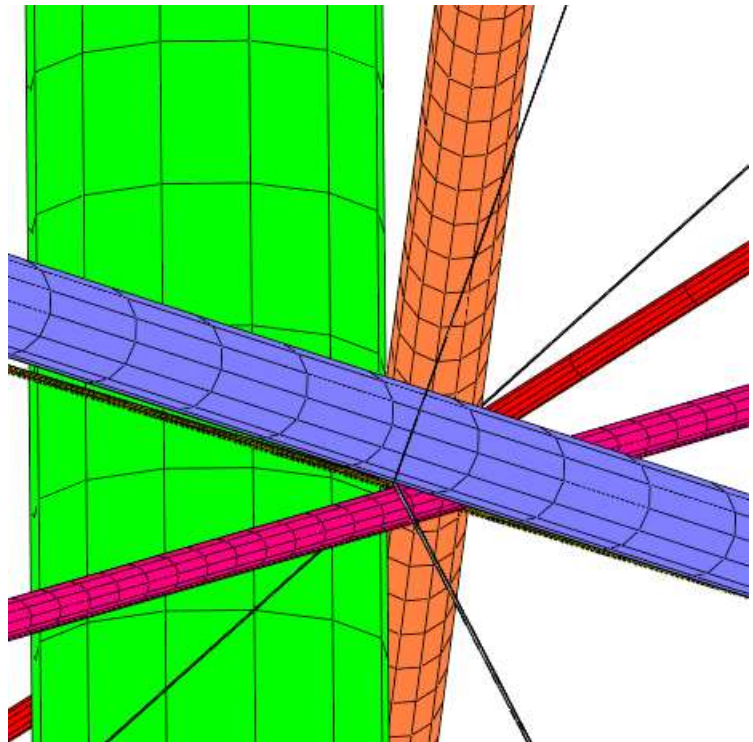
$$P = \begin{pmatrix} 0 & 1 & 1 & 1 & 1 & 1 & 1 & 1 & 1 \\ 1 & 0 & 1 & 1 & -1 & -1 & 1 & 1 & 1 \\ 1 & 1 & 0 & -1 & -1 & 1 & -1 & 1 & 1 \\ 1 & 1 & -1 & 0 & 1 & -1 & 1 & -1 & -1 \\ 1 & -1 & -1 & 1 & 0 & -1 & -1 & -1 & 1 \\ 1 & -1 & 1 & -1 & -1 & 0 & 1 & -1 & 1 \\ 1 & 1 & -1 & 1 & -1 & 1 & 0 & 1 & 1 \\ 1 & 1 & 1 & -1 & -1 & -1 & 1 & 0 & -1 \\ 1 & 1 & 1 & -1 & 1 & 1 & 1 & -1 & 0 \end{pmatrix}$$

$$R = \begin{pmatrix} 0 & 0 & 0 & 0 & 0 & 0 & 0 & 0 & 0 \\ 12 & 0 & 3 & 3 & 4 & 3 & 3 & 4 & 4 \\ 0 & 0 & 0 & 0 & 0 & 0 & 0 & 0 & 0 \\ 0 & 0 & 0 & 0 & 0 & 0 & 0 & 0 & 0 \\ 2 & 2 & 2 & 5 & 0 & 5 & 2 & 2 & 10 \\ 5 & 6 & 10 & 5 & 7 & 0 & 9 & 5 & 7 \\ 7 & 4 & 11 & 8 & 5 & 4 & 0 & 5 & 4 \\ 6 & 6 & 5 & 10 & 10 & 6 & 5 & 0 & 6 \\ 0 & 0 & 0 & 0 & 0 & 0 & 0 & 0 & 0 \end{pmatrix}$$

$$|P| = -84$$

$$B(P,R) = 30.0826834633$$

$$B(-P,R) = 27.4861027794$$



Appendix 2

9-cross

Configuration label am52b

$$\begin{pmatrix} \text{orange} \\ \text{red} \\ \text{blue} \\ \text{green} \\ \text{cyan} \\ \text{magenta} \\ \text{gray} \\ \text{olive} \\ \text{pink} \end{pmatrix} \begin{pmatrix} 0 & 0 & 0 & 1 \\ t1 & p1 & z1 & r1 \\ t2 & p2 & z2 & r2 \\ t3 & p3 & z3 & r3 \\ t4 & p4 & z4 & r4 \\ t5 & p5 & z5 & r5 \\ t6 & p6 & z6 & r6 \\ t7 & p7 & z7 & r7 \\ t8 & p8 & z8 & r8 \end{pmatrix} = \begin{pmatrix} 0 & 0 & 0 & 1 \\ 0.3721316833 & 3.1415926536 & 0 & 0.0160364801 \\ 1.0534193296 & 4.3151608465 & 2.0242474847 & 0.0225177048 \\ 0.0707211132 & 2.9242823815 & -4.2431513008 & 0.3677476218 \\ -2.507140559 & 8.2555404112 & -3.0798038877 & 0.0871378284 \\ 0.3210012399 & 3.0894073368 & -0.4360887622 & 0.0135682913 \\ 0.3414550799 & 3.1569554893 & -0.3485614095 & 0.0116944258 \\ 2.8099830966 & 4.3505661598 & -2.5317646169 & 1.9961939809 \\ 0.3937567996 & 3.1982623248 & 0.023537858 & 0.0128594411 \end{pmatrix}$$

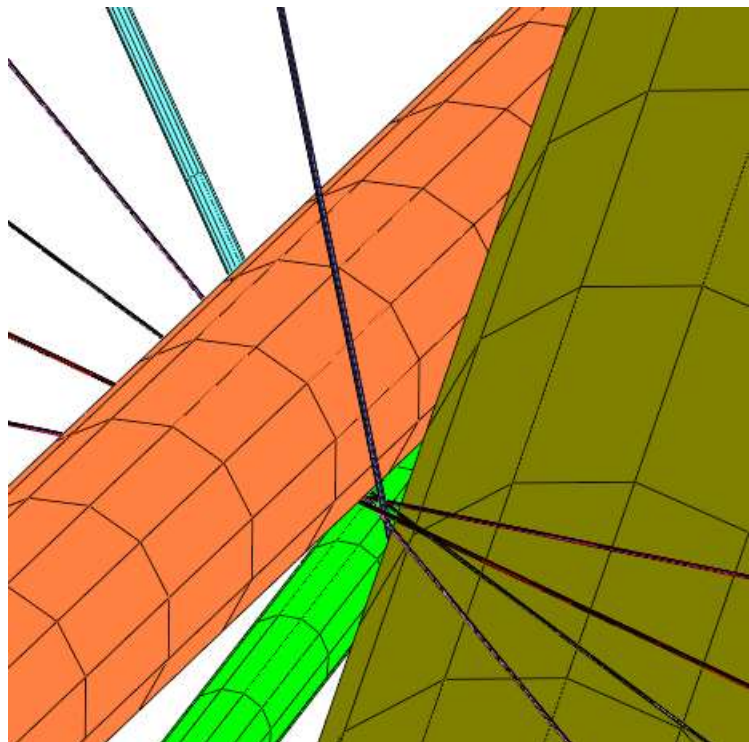
$$P = \begin{pmatrix} 0 & 1 & 1 & 1 & -1 & 1 & 1 & 1 & 1 \\ 1 & 0 & 1 & -1 & 1 & -1 & 1 & 1 & 1 \\ 1 & 1 & 0 & 1 & 1 & 1 & -1 & 1 & -1 \\ 1 & -1 & 1 & 0 & -1 & -1 & -1 & 1 & -1 \\ -1 & 1 & 1 & -1 & 0 & -1 & -1 & 1 & 1 \\ 1 & -1 & 1 & -1 & -1 & 0 & 1 & 1 & -1 \\ 1 & 1 & -1 & -1 & -1 & 1 & 0 & 1 & -1 \\ 1 & 1 & 1 & 1 & 1 & 1 & 1 & 0 & 1 \\ 1 & 1 & -1 & -1 & 1 & -1 & -1 & 1 & 0 \end{pmatrix}$$

$$R = \begin{pmatrix} 0 & 0 & 0 & 0 & 0 & 0 & 0 & 0 & 0 \\ 0 & 0 & 0 & 0 & 0 & 0 & 0 & 0 & 0 \\ 4 & 8 & 0 & 5 & 4 & 5 & 7 & 11 & 4 \\ 2 & 2 & 5 & 0 & 10 & 2 & 2 & 5 & 2 \\ 0 & 0 & 0 & 0 & 0 & 0 & 0 & 0 & 0 \\ 6 & 7 & 5 & 9 & 10 & 0 & 5 & 5 & 7 \\ 9 & 3 & 3 & 6 & 3 & 3 & 0 & 9 & 6 \\ 0 & 0 & 0 & 0 & 0 & 0 & 0 & 0 & 0 \\ 9 & 9 & 6 & 3 & 6 & 3 & 3 & 3 & 0 \end{pmatrix}$$

$$|P| = -52$$

$$B(P,R) = 32.4097486672$$

$$B(-P,R) = 24.8189895913$$



Appendix 2

9-cross

Configuration label am80b

$$\begin{pmatrix} \text{orange} \\ \text{red} \\ \text{blue} \\ \text{green} \\ \text{cyan} \\ \text{magenta} \\ \text{gray} \\ \text{olive} \\ \text{pink} \end{pmatrix} \begin{pmatrix} 0 & 0 & 0 & 1 \\ t1 & p1 & z1 & r1 \\ t2 & p2 & z2 & r2 \\ t3 & p3 & z3 & r3 \\ t4 & p4 & z4 & r4 \\ t5 & p5 & z5 & r5 \\ t6 & p6 & z6 & r6 \\ t7 & p7 & z7 & r7 \\ t8 & p8 & z8 & r8 \end{pmatrix} = \begin{pmatrix} 0 & 0 & 0 & 1 \\ 0.1515509911 & 3.1415926536 & 0 & 0.6258654451 \\ 2.3347020777 & 1.3469560216 & -3.0484200651 & 0.8046677748 \\ 2.0821640109 & 0.6028817738 & -16.5248443871 & 21.4232953336 \\ 1.1588602766 & 4.971489346 & 5.9361823071 & 1.6821351477 \\ 2.54285859 & 4.8995084721 & 95.3498362282 & 6.5480428404 \\ -2.3188905994 & 5.6594329156 & 21.2005537557 & 10.877881584 \\ 2.2551350516 & 1.7098038956 & 0.8016071944 & 3.3599245632 \\ 1.0094898969 & 4.6053889986 & 2.2078388278 & 0.4615618363 \end{pmatrix}$$

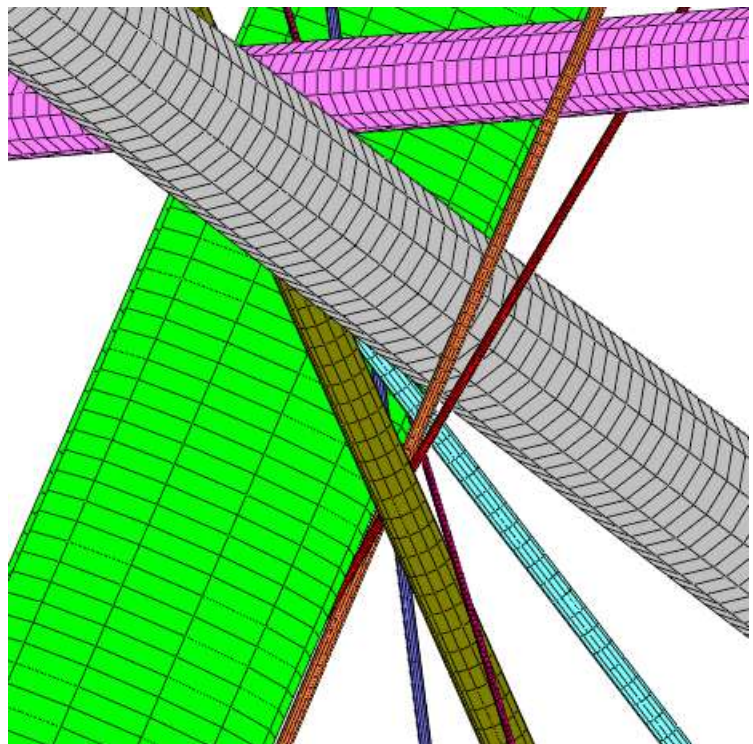
$$P = \begin{pmatrix} 0 & 1 & 1 & 1 & 1 & 1 & -1 & 1 & 1 \\ 1 & 0 & 1 & 1 & 1 & -1 & -1 & 1 & 1 \\ 1 & 1 & 0 & -1 & 1 & 1 & -1 & -1 & -1 \\ 1 & 1 & -1 & 0 & 1 & 1 & -1 & -1 & 1 \\ 1 & 1 & 1 & 1 & 0 & 1 & 1 & -1 & -1 \\ 1 & -1 & 1 & 1 & 1 & 0 & -1 & -1 & -1 \\ -1 & -1 & -1 & -1 & 1 & -1 & 0 & -1 & 1 \\ 1 & 1 & -1 & -1 & -1 & -1 & -1 & 0 & -1 \\ 1 & 1 & -1 & 1 & -1 & -1 & 1 & -1 & 0 \end{pmatrix}$$

$$R = \begin{pmatrix} 0 & 11 & 5 & 5 & 4 & 4 & 4 & 8 & 7 \\ 1 & 0 & 1 & 1 & 1 & 1 & 1 & 6 & 6 \\ 4 & 4 & 0 & 11 & 5 & 8 & 4 & 5 & 7 \\ 0 & 0 & 0 & 0 & 0 & 0 & 0 & 0 & 0 \\ 6 & 6 & 6 & 6 & 0 & 9 & 9 & 6 & 6 \\ 0 & 0 & 0 & 0 & 0 & 0 & 0 & 0 & 0 \\ 5 & 5 & 2 & 2 & 2 & 10 & 0 & 2 & 2 \\ 0 & 0 & 0 & 0 & 0 & 0 & 0 & 0 & 0 \\ 1 & 1 & 1 & 6 & 1 & 1 & 6 & 1 & 0 \end{pmatrix}$$

$$|P| = -80$$

$$\mathcal{B}(P, R) = 24.6140502709$$

$$\mathcal{B}(-P, R) = 25.7315623119$$



Appendix 2

9-cross

Configuration label am80a

$$\begin{pmatrix} \text{orange} \\ \text{red} \\ \text{blue} \\ \text{green} \\ \text{cyan} \\ \text{magenta} \\ \text{gray} \\ \text{olive} \\ \text{pink} \end{pmatrix} \begin{pmatrix} 0 & 0 & 0 & 1 \\ t1 & p1 & z1 & r1 \\ t2 & p2 & z2 & r2 \\ t3 & p3 & z3 & r3 \\ t4 & p4 & z4 & r4 \\ t5 & p5 & z5 & r5 \\ t6 & p6 & z6 & r6 \\ t7 & p7 & z7 & r7 \\ t8 & p8 & z8 & r8 \end{pmatrix} = \begin{pmatrix} 0 & 0 & 0 & 1 \\ 0.1116411462 & 3.1415926536 & 0 & 0.3717177653 \\ 2.6240996785 & 0.9049604018 & -12.6416451699 & 0.4400785253 \\ 2.5567598882 & 0.6870265463 & -18.5747439625 & 5.2728149752 \\ 0.8660129465 & 4.407131826 & 2.9045922335 & 1.4362482396 \\ 2.252258735 & 4.3322993921 & 66.8188169264 & 2.9712550596 \\ -2.5848106684 & 5.6917708188 & 32.7331455038 & 9.8526448918 \\ 2.6145671983 & 1.1236234164 & -8.382567729 & 2.2690360078 \\ 2.7223774326 & 1.116697513 & -15.6400637065 & 0.0475113874 \end{pmatrix}$$

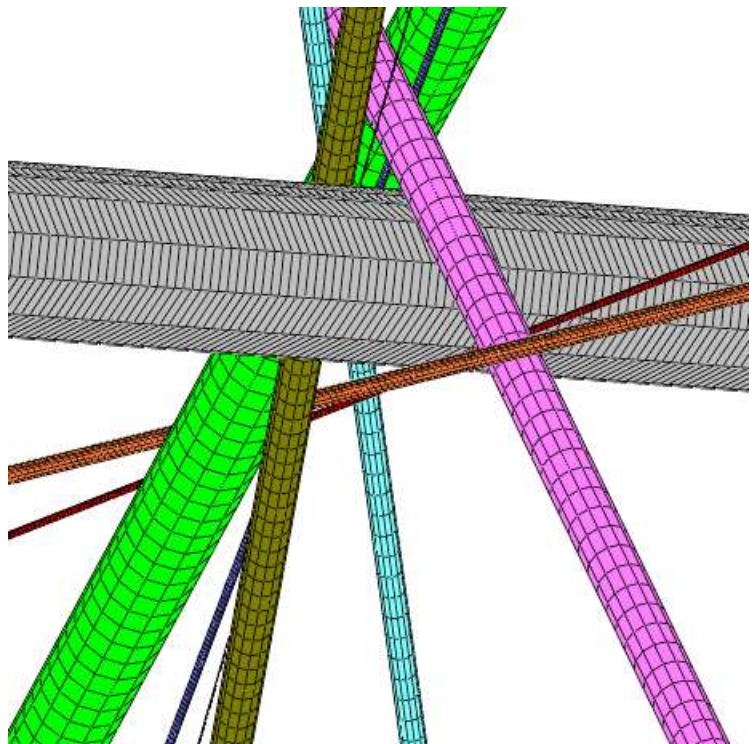
$$P = \begin{pmatrix} 0 & 1 & 1 & 1 & 1 & 1 & -1 & 1 & 1 \\ 1 & 0 & 1 & 1 & 1 & -1 & -1 & 1 & -1 \\ 1 & 1 & 0 & -1 & 1 & 1 & -1 & -1 & 1 \\ 1 & 1 & -1 & 0 & 1 & 1 & -1 & -1 & -1 \\ 1 & 1 & 1 & 1 & 0 & 1 & 1 & -1 & -1 \\ 1 & -1 & 1 & 1 & 1 & 0 & -1 & -1 & -1 \\ -1 & -1 & -1 & -1 & 1 & -1 & 0 & -1 & -1 \\ 1 & 1 & -1 & -1 & -1 & -1 & -1 & 0 & -1 \\ 1 & -1 & 1 & -1 & -1 & -1 & -1 & -1 & 0 \end{pmatrix}$$

$$R = \begin{pmatrix} 0 & 12 & 3 & 3 & 4 & 4 & 4 & 3 & 3 \\ 0 & 0 & 0 & 0 & 0 & 0 & 0 & 0 & 0 \\ 7 & 7 & 0 & 10 & 5 & 5 & 6 & 5 & 9 \\ 0 & 0 & 0 & 0 & 0 & 0 & 0 & 0 & 0 \\ 4 & 4 & 8 & 8 & 0 & 8 & 8 & 4 & 4 \\ 0 & 0 & 0 & 0 & 0 & 0 & 0 & 0 & 0 \\ 5 & 5 & 2 & 2 & 2 & 10 & 0 & 2 & 2 \\ 0 & 0 & 0 & 0 & 0 & 0 & 0 & 0 & 0 \\ 4 & 7 & 4 & 8 & 5 & 5 & 4 & 11 & 0 \end{pmatrix}$$

$$|P| = -80$$

$$\mathcal{B}(P, R) = 28.2738683402$$

$$\mathcal{B}(-P, R) = 29.5840566164$$



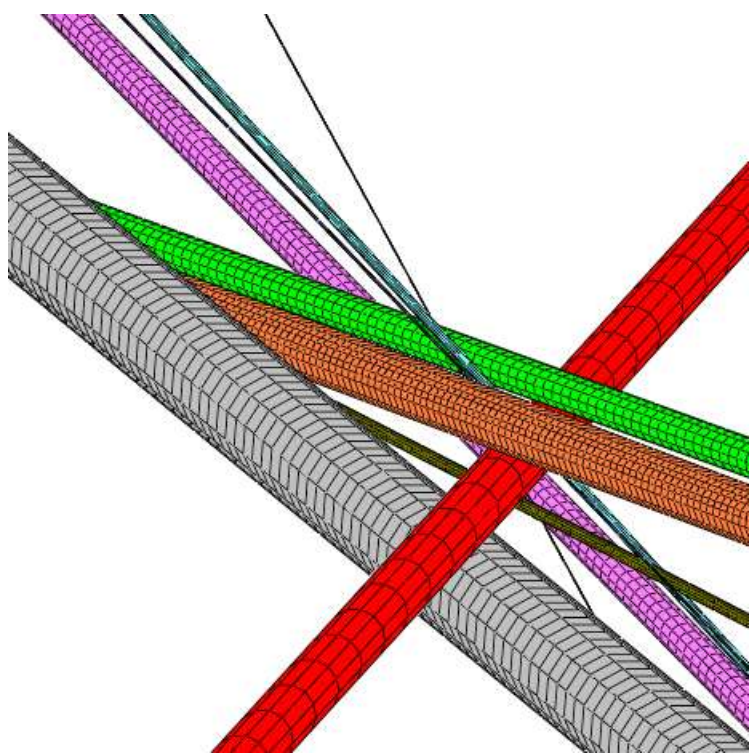
Appendix 2
 9-cross
 Configuration label a4f

$$\begin{pmatrix} \text{orange} \\ \text{red} \\ \text{blue} \\ \text{green} \\ \text{cyan} \\ \text{magenta} \\ \text{gray} \\ \text{olive} \\ \text{pink} \end{pmatrix}
 \begin{pmatrix} 0 & 0 & 0 & 1 \\ t1 & p1 & z1 & r1 \\ t2 & p2 & z2 & r2 \\ t3 & p3 & z3 & r3 \\ t4 & p4 & z4 & r4 \\ t5 & p5 & z5 & r5 \\ t6 & p6 & z6 & r6 \\ t7 & p7 & z7 & r7 \\ t8 & p8 & z8 & r8 \end{pmatrix}
 =
 \begin{pmatrix} 0 & 0 & 0 & 1 \\ 2.7040942541 & 3.1415926536 & 0 & 1.0162125668 \\ 3.0701273951 & 4.3086550849 & -9.7144982343 & 0.0399060706 \\ 3.1136349429 & -0.9797115344 & -59.151897546 & 0.6592097137 \\ 3.0506589457 & -1.9031047538 & -6.9600090151 & 0.1679623742 \\ 3.0815089674 & -2.0502025301 & -54.6730999731 & 0.6322296118 \\ 0.0627484769 & 1.3596736564 & -82.416584213 & 1.919125505 \\ 0.030125705 & 7.9677247019 & -102.2844075415 & 0.2202476032 \\ 2.9749445689 & 4.2273296132 & -16.7837578073 & 0.0100000001 \end{pmatrix}$$

$$P = \begin{pmatrix} 0 & 1 & 1 & 1 & 1 & 1 & 1 & 1 & 1 \\ 1 & 0 & -1 & -1 & -1 & 1 & -1 & -1 & 1 \\ 1 & -1 & 0 & 1 & -1 & -1 & -1 & -1 & -1 \\ 1 & -1 & 1 & 0 & 1 & -1 & -1 & 1 & 1 \\ 1 & -1 & -1 & 1 & 0 & -1 & 1 & 1 & -1 \\ 1 & 1 & -1 & -1 & -1 & 0 & -1 & 1 & 1 \\ 1 & -1 & -1 & -1 & 1 & -1 & 0 & 1 & 1 \\ 1 & -1 & -1 & 1 & 1 & 1 & 1 & 0 & 1 \\ 1 & 1 & -1 & 1 & -1 & 1 & 1 & 1 & 0 \end{pmatrix}$$

$$R = \begin{pmatrix} 0 & 2 & 2 & 10 & 2 & 2 & 5 & 5 & 2 \\ 6 & 0 & 9 & 6 & 9 & 6 & 6 & 6 & 6 \\ 6 & 1 & 0 & 1 & 6 & 1 & 1 & 1 & 1 \\ 0 & 0 & 0 & 0 & 0 & 0 & 0 & 0 & 0 \\ 0 & 0 & 0 & 0 & 0 & 0 & 0 & 0 & 0 \\ 2 & 2 & 5 & 2 & 5 & 0 & 10 & 2 & 2 \\ 0 & 0 & 0 & 0 & 0 & 0 & 0 & 0 & 0 \\ 4 & 4 & 7 & 4 & 5 & 8 & 11 & 0 & 5 \\ 7 & 5 & 4 & 11 & 5 & 8 & 4 & 4 & 0 \end{pmatrix}$$

$|P| = 4$
 $B(P,R) = 21.4014997657$
 $B(-P,R) = 22.9702129876$



Appendix 2

Appendix 2

9-cross

Configuration label a0d

$$\begin{pmatrix} \text{orange} \\ \text{red} \\ \text{blue} \\ \text{green} \\ \text{cyan} \\ \text{magenta} \\ \text{gray} \\ \text{olive} \\ \text{pink} \end{pmatrix} \begin{pmatrix} 0 & 0 & 0 & 1 \\ t1 & p1 & z1 & r1 \\ t2 & p2 & z2 & r2 \\ t3 & p3 & z3 & r3 \\ t4 & p4 & z4 & r4 \\ t5 & p5 & z5 & r5 \\ t6 & p6 & z6 & r6 \\ t7 & p7 & z7 & r7 \\ t8 & p8 & z8 & r8 \end{pmatrix} = \begin{pmatrix} 0 & 0 & 0 & 1 \\ -0.298234814 & 3.1415926536 & 0 & 0.6709065337 \\ -2.0832362636 & 1.0001005257 & 0.9795605159 & 13.2387485882 \\ -0.8501493831 & 3.7749654038 & -44.4175175804 & 4.7740708205 \\ 0.2994069419 & 6.196847276 & 3.508701753 & 0.4987627935 \\ -0.2439755461 & 2.7513674982 & -0.4566915874 & 0.1406982758 \\ 0.4273052862 & 0.591934356 & 18.8582581225 & 2.0417844538 \\ -2.3936221243 & 0.5864538552 & 6.1539559136 & 0.0310374388 \\ 0.490045626 & 0.5915282126 & 3.0206837734 & 0.01 \end{pmatrix}$$

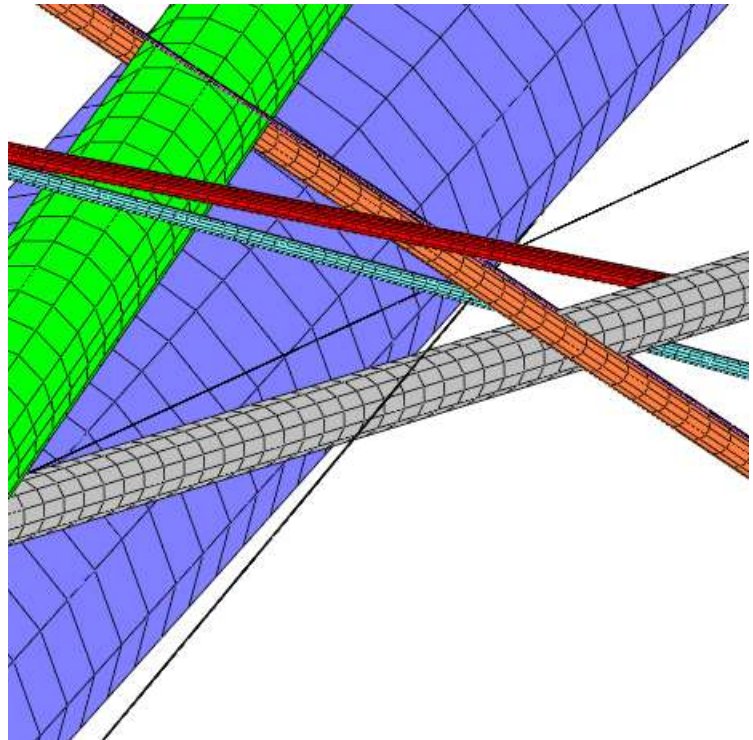
$$\mathbf{P} = \begin{pmatrix} 0 & -1 & -1 & -1 & 1 & -1 & 1 & -1 & 1 \\ -1 & 0 & -1 & 1 & 1 & -1 & -1 & -1 & 1 \\ -1 & -1 & 0 & 1 & -1 & -1 & -1 & 1 & -1 \\ -1 & 1 & 1 & 0 & 1 & 1 & -1 & -1 & -1 \\ 1 & 1 & -1 & 1 & 0 & 1 & -1 & 1 & 1 \\ -1 & -1 & -1 & 1 & 1 & 0 & -1 & 1 & 1 \\ 1 & -1 & -1 & -1 & -1 & -1 & 0 & 1 & -1 \\ -1 & -1 & 1 & -1 & 1 & 1 & 1 & 0 & -1 \\ 1 & 1 & -1 & -1 & 1 & 1 & -1 & -1 & 0 \end{pmatrix}$$

$$\mathbf{R} = \begin{pmatrix} 0 & 8 & 5 & 11 & 7 & 5 & 4 & 4 & 4 \\ 0 & 0 & 0 & 0 & 0 & 0 & 0 & 0 & 0 \\ 0 & 0 & 0 & 0 & 0 & 0 & 0 & 0 & 0 \\ 0 & 0 & 0 & 0 & 0 & 0 & 0 & 0 & 0 \\ 4 & 4 & 5 & 8 & 0 & 4 & 11 & 7 & 5 \\ 4 & 8 & 8 & 4 & 4 & 0 & 4 & 8 & 8 \\ 0 & 0 & 0 & 0 & 0 & 0 & 0 & 0 & 0 \\ 5 & 5 & 2 & 2 & 2 & 2 & 10 & 0 & 2 \\ 3 & 3 & 12 & 3 & 4 & 3 & 4 & 4 & 0 \end{pmatrix}$$

$$|\mathbf{P}| = -6.9944050551 \times 10^{-15}$$

$$\mathcal{I}(\mathbf{P}, \mathbf{R}) = 34.5886547812$$

$$\mathcal{I}(-\mathbf{P}, \mathbf{R}) = 22.0575688817$$



Appendix 2
 9-cross
 Configuration label am52a

$$\begin{pmatrix} \text{orange} \\ \text{red} \\ \text{blue} \\ \text{green} \\ \text{cyan} \\ \text{magenta} \\ \text{gray} \\ \text{olive} \\ \text{pink} \end{pmatrix} \begin{pmatrix} 0 & 0 & 0 & 1 \\ t1 & p1 & z1 & r1 \\ t2 & p2 & z2 & r2 \\ t3 & p3 & z3 & r3 \\ t4 & p4 & z4 & r4 \\ t5 & p5 & z5 & r5 \\ t6 & p6 & z6 & r6 \\ t7 & p7 & z7 & r7 \\ t8 & p8 & z8 & r8 \end{pmatrix} = \begin{pmatrix} 0 & 0 & 0 & 1 \\ 0.1340386074 & 3.1415926536 & 0 & 1.9968460919 \\ 0.9885304723 & 8.935720912 & 52.4184492661 & 5.2372850077 \\ 0.1980244551 & 6.5141019897 & -104.9962792026 & 3.6442883187 \\ 2.8887794879 & 7.4839649434 & 19.9435158792 & 6.5161684705 \\ 0.0757583182 & 7.6139153147 & -104.3899059477 & 0.4752981793 \\ 2.8781560166 & 4.1485778781 & -52.8146593911 & 20.552226246 \\ 3.0594316634 & -2.2277784914 & -89.7093523819 & 0.1986672299 \\ 2.9356002757 & 3.083593533 & -83.933833203 & 0.1986672299 \end{pmatrix}$$

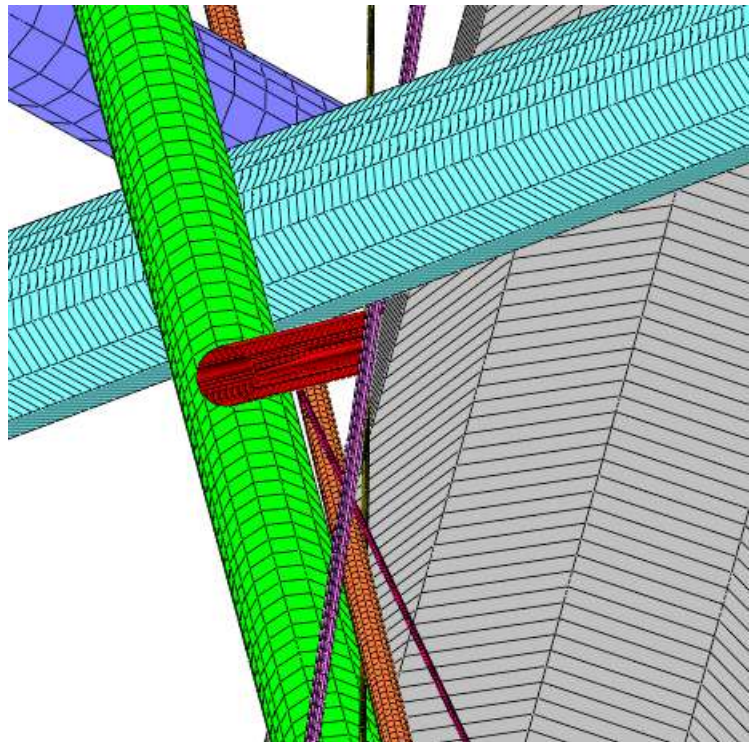
$$P = \begin{pmatrix} 0 & 1 & 1 & 1 & 1 & 1 & 1 & 1 & 1 \\ 1 & 0 & 1 & 1 & 1 & -1 & 1 & 1 & -1 \\ 1 & 1 & 0 & -1 & -1 & -1 & 1 & 1 & 1 \\ 1 & 1 & -1 & 0 & -1 & 1 & 1 & -1 & -1 \\ 1 & 1 & -1 & -1 & 0 & 1 & -1 & -1 & 1 \\ 1 & -1 & -1 & 1 & 1 & 0 & 1 & -1 & -1 \\ 1 & 1 & 1 & 1 & -1 & 1 & 0 & -1 & -1 \\ 1 & 1 & 1 & -1 & -1 & -1 & -1 & 0 & -1 \\ 1 & -1 & 1 & -1 & 1 & -1 & -1 & -1 & 0 \end{pmatrix}$$

$$R = \begin{pmatrix} 0 & 2 & 2 & 10 & 2 & 2 & 5 & 5 & 2 \\ 6 & 0 & 9 & 6 & 9 & 6 & 6 & 6 & 6 \\ 0 & 0 & 0 & 0 & 0 & 0 & 0 & 0 & 0 \\ 0 & 0 & 0 & 0 & 0 & 0 & 0 & 0 & 0 \\ 2 & 2 & 10 & 5 & 0 & 2 & 2 & 2 & 5 \\ 1 & 1 & 1 & 1 & 6 & 0 & 6 & 1 & 1 \\ 0 & 0 & 0 & 0 & 0 & 0 & 0 & 0 & 0 \\ 4 & 4 & 7 & 4 & 5 & 8 & 11 & 0 & 5 \\ 7 & 5 & 4 & 11 & 5 & 8 & 4 & 4 & 0 \end{pmatrix}$$

$$|P| = -52$$

$$B(P,R) = 24.0193570498$$

$$B(-P,R) = 21.6857084104$$



Appendix 2

9-cross

Configuration label a16a

$$\begin{pmatrix} \text{orange} \\ \text{red} \\ \text{blue} \\ \text{green} \\ \text{cyan} \\ \text{magenta} \\ \text{gray} \\ \text{olive} \\ \text{pink} \end{pmatrix} \begin{pmatrix} 0 & 0 & 0 & 1 \\ t1 & p1 & z1 & r1 \\ t2 & p2 & z2 & r2 \\ t3 & p3 & z3 & r3 \\ t4 & p4 & z4 & r4 \\ t5 & p5 & z5 & r5 \\ t6 & p6 & z6 & r6 \\ t7 & p7 & z7 & r7 \\ t8 & p8 & z8 & r8 \end{pmatrix} = \begin{pmatrix} 0 & 0 & 0 & 1 \\ 1.3624573075 & 3.1415926536 & 0 & 1.1253423662 \\ 2.0370199172 & 8.9782965227 & 4.3279705034 & 0.8522641276 \\ 0.3292355244 & 6.7599867497 & -11.9983435684 & 1.1253423662 \\ 1.3815920753 & 8.3589327697 & 1.8067539981 & 1.1253423662 \\ 1.2522006245 & 8.8692438739 & -9.3268299409 & 8.2294935906 \\ 4.0502510864 & 5.3820397842 & -7.9050531083 & 14.4127228981 \\ 2.8883760433 & -1.5014296653 & -14.346597525 & 0.3941363942 \\ 2.7819958764 & 3.0392103464 & -7.4368784066 & 0.1345213406 \end{pmatrix}$$

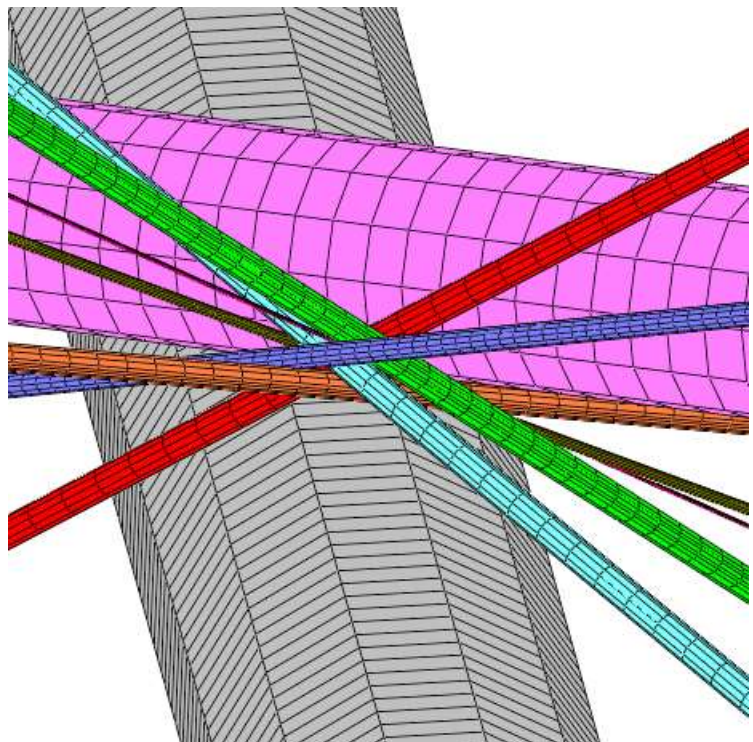
$$P = \begin{pmatrix} 0 & 1 & 1 & 1 & 1 & 1 & -1 & 1 & 1 \\ 1 & 0 & 1 & 1 & 1 & -1 & -1 & 1 & -1 \\ 1 & 1 & 0 & -1 & -1 & -1 & -1 & 1 & 1 \\ 1 & 1 & -1 & 0 & -1 & 1 & -1 & -1 & -1 \\ 1 & 1 & -1 & -1 & 0 & 1 & -1 & -1 & 1 \\ 1 & -1 & -1 & 1 & 1 & 0 & -1 & -1 & -1 \\ -1 & -1 & -1 & -1 & -1 & -1 & 0 & 1 & 1 \\ 1 & 1 & 1 & -1 & -1 & -1 & 1 & 0 & -1 \\ 1 & -1 & 1 & -1 & 1 & -1 & 1 & -1 & 0 \end{pmatrix}$$

$$R = \begin{pmatrix} 0 & 3 & 3 & 9 & 6 & 3 & 9 & 6 & 3 \\ 5 & 0 & 10 & 5 & 9 & 7 & 6 & 7 & 5 \\ 0 & 0 & 0 & 0 & 0 & 0 & 0 & 0 & 0 \\ 0 & 0 & 0 & 0 & 0 & 0 & 0 & 0 & 0 \\ 2 & 2 & 10 & 5 & 0 & 2 & 2 & 2 & 5 \\ 0 & 0 & 0 & 0 & 0 & 0 & 0 & 0 & 0 \\ 0 & 0 & 0 & 0 & 0 & 0 & 0 & 0 & 0 \\ 3 & 3 & 6 & 3 & 3 & 9 & 9 & 0 & 6 \\ 6 & 6 & 3 & 9 & 3 & 9 & 3 & 3 & 0 \end{pmatrix}$$

$$|P| = 16$$

$$B(P,R) = 27.6275057092$$

$$B(-P,R) = 29.7336970312$$



Appendix 2
 9-cross
 Configuration label a4b

$$\begin{pmatrix} \text{orange} \\ \text{red} \\ \text{blue} \\ \text{green} \\ \text{cyan} \\ \text{magenta} \\ \text{gray} \\ \text{olive} \\ \text{pink} \end{pmatrix} \begin{pmatrix} 0 & 0 & 0 & 1 \\ t1 & p1 & z1 & r1 \\ t2 & p2 & z2 & r2 \\ t3 & p3 & z3 & r3 \\ t4 & p4 & z4 & r4 \\ t5 & p5 & z5 & r5 \\ t6 & p6 & z6 & r6 \\ t7 & p7 & z7 & r7 \\ t8 & p8 & z8 & r8 \end{pmatrix} = \begin{pmatrix} 0 & 0 & 0 & 1 \\ -1.1018726105 & 3.1415926536 & 0 & 1.9405904123 \\ 1.0118250445 & 0.4254500737 & 1.1108627496 & 0.1202631601 \\ -2.271819041 & 4.06534099 & -4.2952056126 & 1.1996132639 \\ 1.2772092852 & 5.806599857 & 1.3988710502 & 0.929108154 \\ -0.6877061769 & 1.8653041045 & -0.1083027478 & 0.340256436 \\ 1.2305863236 & 0.6622592017 & 4.4561526786 & 1.1305019554 \\ -1.4950886842 & 0.3253920705 & 2.804864627 & 0.3976966419 \\ 1.4565105106 & 0.5152116172 & -0.3430133381 & 1.2351175625 \end{pmatrix}$$

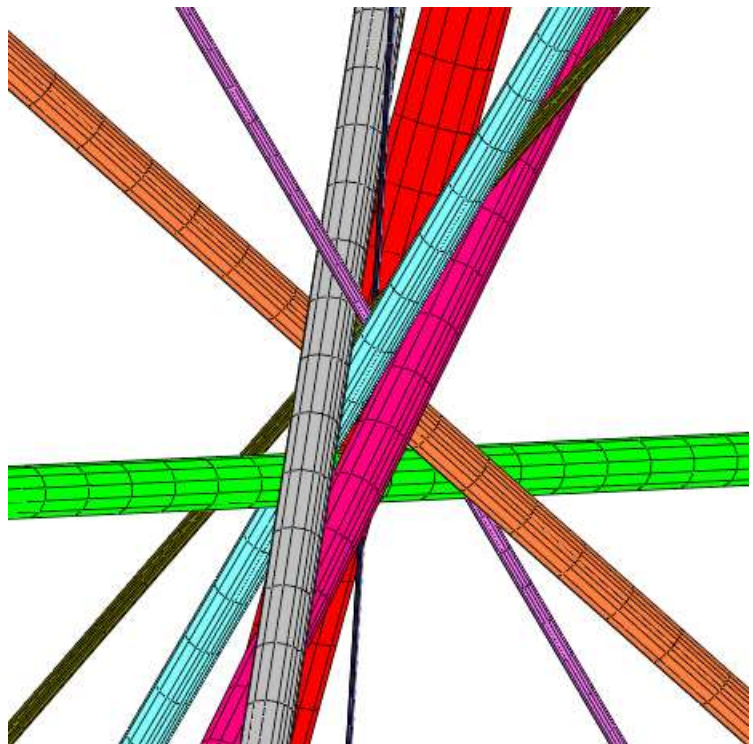
$$P = \begin{pmatrix} 0 & -1 & 1 & -1 & 1 & -1 & 1 & -1 & 1 \\ -1 & 0 & -1 & 1 & 1 & -1 & -1 & -1 & 1 \\ 1 & -1 & 0 & -1 & 1 & -1 & -1 & -1 & 1 \\ -1 & 1 & -1 & 0 & 1 & 1 & -1 & -1 & -1 \\ 1 & 1 & 1 & 1 & 0 & 1 & -1 & 1 & 1 \\ -1 & -1 & -1 & 1 & 1 & 0 & -1 & 1 & 1 \\ 1 & -1 & -1 & -1 & -1 & -1 & 0 & 1 & -1 \\ -1 & -1 & -1 & -1 & 1 & 1 & 1 & 0 & -1 \\ 1 & 1 & 1 & -1 & 1 & 1 & -1 & -1 & 0 \end{pmatrix}$$

$$R = \begin{pmatrix} 0 & 9 & 3 & 9 & 6 & 6 & 3 & 3 & 3 \\ 0 & 0 & 0 & 0 & 0 & 0 & 0 & 0 & 0 \\ 8 & 9 & 0 & 7 & 6 & 9 & 6 & 7 & 8 \\ 0 & 0 & 0 & 0 & 0 & 0 & 0 & 0 & 0 \\ 3 & 3 & 3 & 9 & 0 & 3 & 9 & 6 & 6 \\ 2 & 5 & 2 & 2 & 2 & 0 & 2 & 5 & 10 \\ 0 & 0 & 0 & 0 & 0 & 0 & 0 & 0 & 0 \\ 4 & 4 & 4 & 3 & 3 & 3 & 12 & 0 & 3 \\ 0 & 0 & 0 & 0 & 0 & 0 & 0 & 0 & 0 \end{pmatrix}$$

$|P| = 4$

$B(P,R) = 27.0174639332$

$B(-P,R) = 29.4031890661$



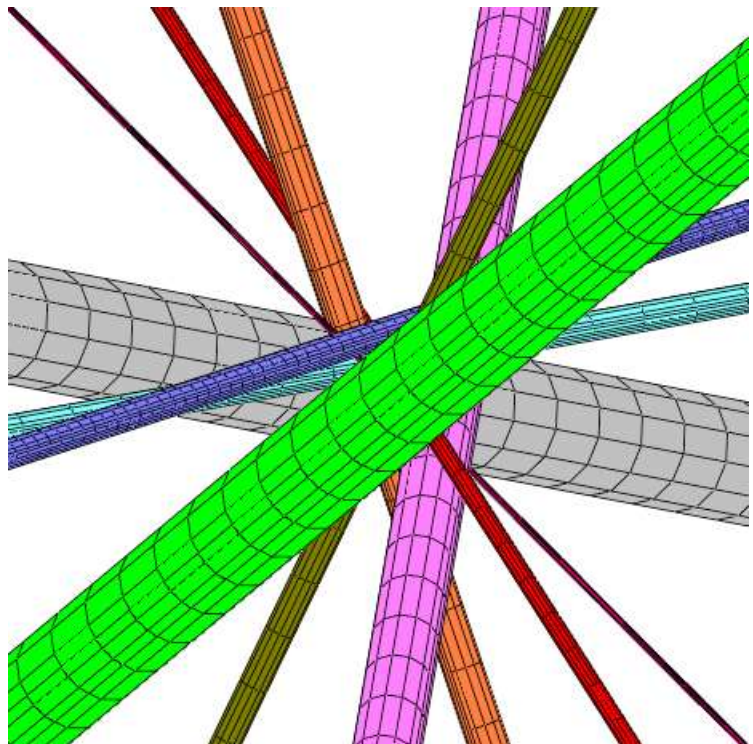
Appendix 2
 9-cross
 Configuration label a4a

$$\begin{pmatrix} \text{orange} \\ \text{red} \\ \text{blue} \\ \text{green} \\ \text{cyan} \\ \text{magenta} \\ \text{gray} \\ \text{olive} \\ \text{pink} \end{pmatrix} \begin{pmatrix} 0 & 0 & 0 & 1 \\ t1 & p1 & z1 & r1 \\ t2 & p2 & z2 & r2 \\ t3 & p3 & z3 & r3 \\ t4 & p4 & z4 & r4 \\ t5 & p5 & z5 & r5 \\ t6 & p6 & z6 & r6 \\ t7 & p7 & z7 & r7 \\ t8 & p8 & z8 & r8 \end{pmatrix} = \begin{pmatrix} 0 & 0 & 0 & 1 \\ 0.9071368704 & 3.1415926536 & 0 & 0.4424161588 \\ 1.6477467187 & 9.0151175871 & 1.9436660559 & 0.7245086968 \\ 1.2499869865 & 6.8746445895 & -2.7377466039 & 2.7041739474 \\ 1.7373910372 & 8.1593100218 & 0.6658298675 & 0.7245086968 \\ 1.014197371 & 8.8282882751 & -3.9600929517 & 1.7102533871 \\ 4.2979678016 & 5.3257731897 & 0.8738672527 & 3.0091345212 \\ 2.3670638427 & -1.9462015992 & -2.0960004929 & 0.7245086968 \\ 2.0886101107 & 2.6814005708 & -1.1042053298 & 0.1548918413 \end{pmatrix}$$

$$P = \begin{pmatrix} 0 & 1 & 1 & 1 & 1 & 1 & -1 & 1 & 1 \\ 1 & 0 & 1 & 1 & 1 & -1 & -1 & 1 & -1 \\ 1 & 1 & 0 & -1 & -1 & -1 & -1 & 1 & -1 \\ 1 & 1 & -1 & 0 & -1 & 1 & -1 & -1 & -1 \\ 1 & 1 & -1 & -1 & 0 & 1 & -1 & -1 & 1 \\ 1 & -1 & -1 & 1 & 1 & 0 & -1 & -1 & -1 \\ -1 & -1 & -1 & -1 & -1 & -1 & 0 & 1 & 1 \\ 1 & 1 & 1 & -1 & -1 & -1 & 1 & 0 & -1 \\ 1 & -1 & -1 & -1 & 1 & -1 & 1 & -1 & 0 \end{pmatrix}$$

$$R = \begin{pmatrix} 0 & 3 & 3 & 9 & 6 & 3 & 9 & 6 & 3 \\ 5 & 0 & 10 & 5 & 9 & 7 & 6 & 7 & 5 \\ 0 & 0 & 0 & 0 & 0 & 0 & 0 & 0 & 0 \\ 0 & 0 & 0 & 0 & 0 & 0 & 0 & 0 & 0 \\ 2 & 2 & 10 & 5 & 0 & 2 & 2 & 2 & 5 \\ 0 & 0 & 0 & 0 & 0 & 0 & 0 & 0 & 0 \\ 0 & 0 & 0 & 0 & 0 & 0 & 0 & 0 & 0 \\ 3 & 3 & 6 & 3 & 3 & 9 & 9 & 0 & 6 \\ 7 & 5 & 5 & 11 & 4 & 8 & 4 & 4 & 0 \end{pmatrix}$$

$|P| = 4$
 $B(P,R) = 25.3527263569$
 $B(-P,R) = 31.380556605$



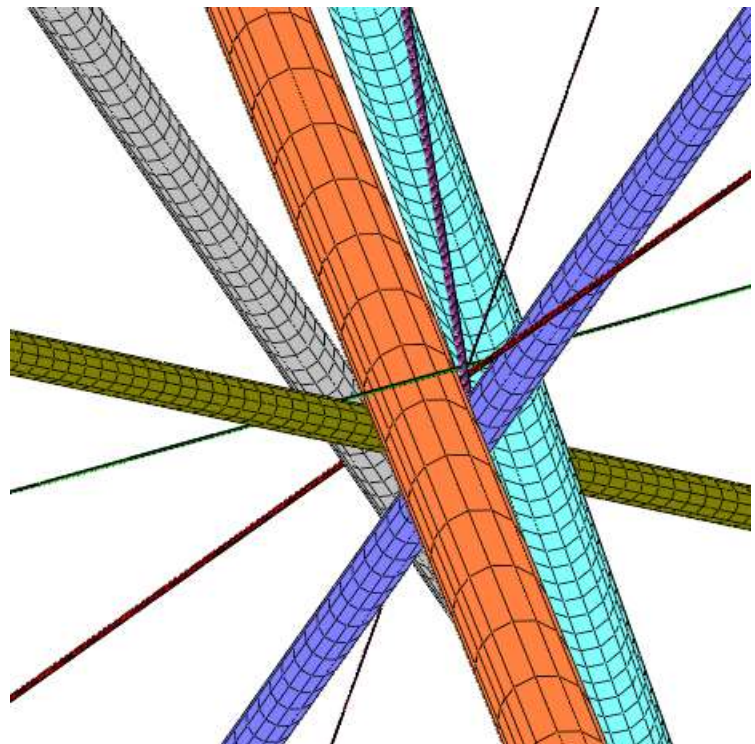
Appendix 2
 9-cross
 Configuration label a0c

$$\begin{pmatrix} \text{orange} \\ \text{red} \\ \text{blue} \\ \text{green} \\ \text{cyan} \\ \text{magenta} \\ \text{gray} \\ \text{olive} \\ \text{pink} \end{pmatrix} \begin{pmatrix} 0 & 0 & 0 & 1 \\ t1 & p1 & z1 & r1 \\ t2 & p2 & z2 & r2 \\ t3 & p3 & z3 & r3 \\ t4 & p4 & z4 & r4 \\ t5 & p5 & z5 & r5 \\ t6 & p6 & z6 & r6 \\ t7 & p7 & z7 & r7 \\ t8 & p8 & z8 & r8 \end{pmatrix} = \begin{pmatrix} 0 & 0 & 0 & 1 \\ 0.4532166313 & 3.1415926536 & 0 & 0.0595950528 \\ 0.5093229517 & 9.4474659246 & -1.4407510339 & 0.5213665534 \\ 2.4080159401 & 7.2426313562 & -1.6649518316 & 0.0325546844 \\ 0.54156115 & 9.2147404402 & 0.5053387975 & 0.8156030417 \\ 0.4990690202 & 9.2412839341 & -0.7621071696 & 0.0817082645 \\ 2.6060717325 & 6.0125681504 & 2.0433513998 & 0.6183797348 \\ 2.6499770645 & -0.4179085499 & 0.0947805221 & 0.4518842431 \\ 0.515649382 & 3.0830422326 & -0.3442752742 & 0.0194867152 \end{pmatrix}$$

$$P = \begin{pmatrix} 0 & 1 & 1 & 1 & 1 & 1 & 1 & 1 & 1 \\ 1 & 0 & 1 & 1 & 1 & -1 & 1 & 1 & -1 \\ 1 & 1 & 0 & 1 & 1 & 1 & -1 & -1 & 1 \\ 1 & 1 & 1 & 0 & -1 & 1 & 1 & -1 & -1 \\ 1 & 1 & 1 & -1 & 0 & 1 & -1 & -1 & 1 \\ 1 & -1 & 1 & 1 & 1 & 0 & 1 & -1 & -1 \\ 1 & 1 & -1 & 1 & -1 & 1 & 0 & -1 & -1 \\ 1 & 1 & -1 & -1 & -1 & -1 & -1 & 0 & -1 \\ 1 & -1 & 1 & -1 & 1 & -1 & -1 & -1 & 0 \end{pmatrix}$$

$$R = \begin{pmatrix} 0 & 2 & 2 & 10 & 2 & 2 & 5 & 5 & 2 \\ 5 & 0 & 7 & 8 & 11 & 4 & 4 & 4 & 5 \\ 0 & 0 & 0 & 0 & 0 & 0 & 0 & 0 & 0 \\ 0 & 0 & 0 & 0 & 0 & 0 & 0 & 0 & 0 \\ 0 & 0 & 0 & 0 & 0 & 0 & 0 & 0 & 0 \\ 4 & 5 & 11 & 5 & 8 & 0 & 7 & 4 & 4 \\ 0 & 0 & 0 & 0 & 0 & 0 & 0 & 0 & 0 \\ 4 & 4 & 3 & 4 & 3 & 3 & 12 & 0 & 3 \\ 8 & 7 & 8 & 8 & 7 & 8 & 7 & 7 & 0 \end{pmatrix}$$

$$|P| = 1.2490009027 \times 10^{-14} \\
 \mathcal{B}(P,R) = 10.3290278722 \\
 \mathcal{B}(-P,R) = 46.4133242692$$



Appendix 2

9-cross

Configuration label a0b

$$\begin{pmatrix} \text{orange} \\ \text{red} \\ \text{blue} \\ \text{green} \\ \text{cyan} \\ \text{magenta} \\ \text{gray} \\ \text{olive} \\ \text{pink} \end{pmatrix} \begin{pmatrix} 0 & 0 & 0 & 1 \\ t1 & p1 & z1 & r1 \\ t2 & p2 & z2 & r2 \\ t3 & p3 & z3 & r3 \\ t4 & p4 & z4 & r4 \\ t5 & p5 & z5 & r5 \\ t6 & p6 & z6 & r6 \\ t7 & p7 & z7 & r7 \\ t8 & p8 & z8 & r8 \end{pmatrix} = \begin{pmatrix} 0 & 0 & 0 & 1 \\ 1.551872711 & 3.1415926536 & 0 & 1 \\ 2.4476796431 & 9.1311336 & 9.0148909954 & 1 \\ 0.2900183853 & 7.1697832107 & -5.0012529896 & 1.168728773 \\ 2.5861135333 & 8.6737152637 & 6.4096113692 & 0.9862923782 \\ 2.0499877011 & 9.0332257445 & -5.0636943264 & 1.5961769794 \\ 3.7181039642 & 5.6043646099 & -2.7210319717 & 9.4891794667 \\ 2.7897221676 & -1.2088148737 & -11.8027988457 & 0.4673591939 \\ 2.7841216303 & 2.8258085399 & -0.9015573909 & 0.0745888161 \end{pmatrix}$$

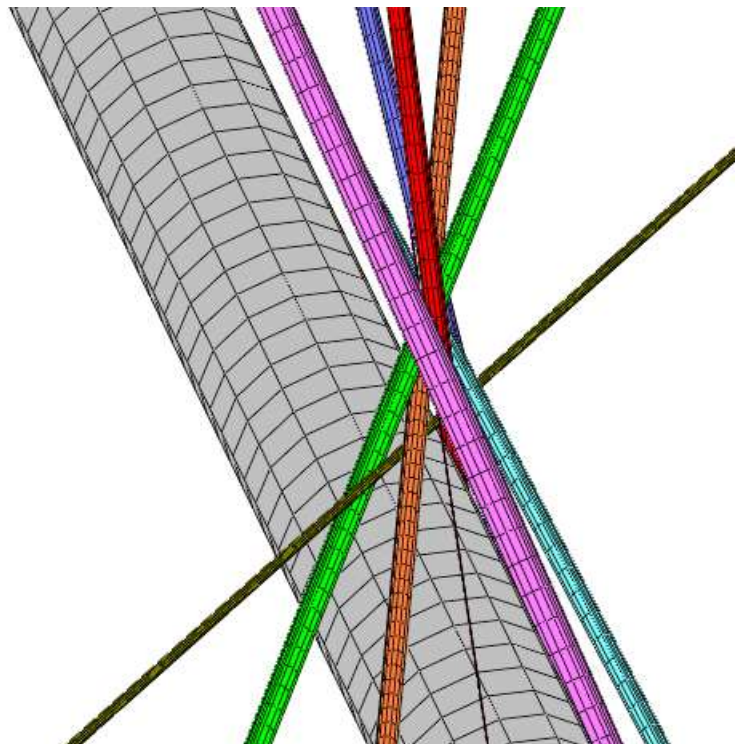
$$P = \begin{pmatrix} 0 & 1 & 1 & 1 & 1 & 1 & -1 & 1 & 1 \\ 1 & 0 & 1 & 1 & 1 & -1 & -1 & 1 & -1 \\ 1 & 1 & 0 & -1 & -1 & -1 & -1 & 1 & -1 \\ 1 & 1 & -1 & 0 & -1 & 1 & -1 & -1 & -1 \\ 1 & 1 & -1 & -1 & 0 & 1 & 1 & -1 & 1 \\ 1 & -1 & -1 & 1 & 1 & 0 & -1 & -1 & -1 \\ -1 & -1 & -1 & -1 & 1 & -1 & 0 & 1 & 1 \\ 1 & 1 & 1 & -1 & -1 & -1 & 1 & 0 & -1 \\ 1 & -1 & -1 & -1 & 1 & -1 & 1 & -1 & 0 \end{pmatrix}$$

$$R = \begin{pmatrix} 0 & 3 & 3 & 9 & 6 & 3 & 9 & 6 & 3 \\ 5 & 0 & 10 & 5 & 9 & 7 & 6 & 7 & 5 \\ 0 & 0 & 0 & 0 & 0 & 0 & 0 & 0 & 0 \\ 0 & 0 & 0 & 0 & 0 & 0 & 0 & 0 & 0 \\ 2 & 2 & 10 & 5 & 0 & 2 & 2 & 2 & 5 \\ 0 & 0 & 0 & 0 & 0 & 0 & 0 & 0 & 0 \\ 0 & 0 & 0 & 0 & 0 & 0 & 0 & 0 & 0 \\ 3 & 3 & 6 & 3 & 3 & 9 & 9 & 0 & 6 \\ 8 & 4 & 4 & 11 & 4 & 7 & 5 & 5 & 0 \end{pmatrix}$$

$$|P| = 8.7430063189 \times 10^{-15}$$

$$B(P,R) = 31.2786803919$$

$$B(-P,R) = 25.4237876721$$



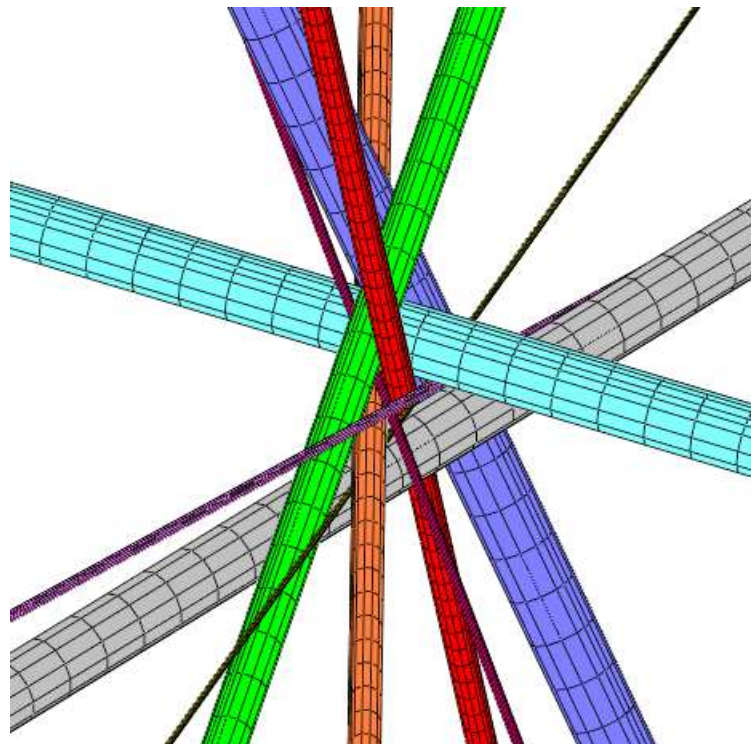
Appendix 2
 9-cross
 Configuration label a0a

$$\begin{pmatrix} \text{orange} \\ \text{red} \\ \text{blue} \\ \text{green} \\ \text{cyan} \\ \text{magenta} \\ \text{gray} \\ \text{olive} \\ \text{pink} \end{pmatrix} \begin{pmatrix} 0 & 0 & 0 & 1 \\ t1 & p1 & z1 & r1 \\ t2 & p2 & z2 & r2 \\ t3 & p3 & z3 & r3 \\ t4 & p4 & z4 & r4 \\ t5 & p5 & z5 & r5 \\ t6 & p6 & z6 & r6 \\ t7 & p7 & z7 & r7 \\ t8 & p8 & z8 & r8 \end{pmatrix} = \begin{pmatrix} 0 & 0 & 0 & 1 \\ 0.8296258347 & 3.1415926536 & 0 & 0.8987178684 \\ 1.7236362897 & 9.0894456276 & 6.0179979344 & 2.12645746 \\ 0.6686193455 & 6.8669620361 & -6.5792016629 & 1.3328198731 \\ 1.9157990476 & 8.086741106 & 2.3741681888 & 2.12645746 \\ 0.5396392432 & 8.248158423 & -5.4862825633 & 0.3132242642 \\ 2.2923604875 & 4.5916901697 & -3.718234883 & 2.0493522703 \\ 2.6789741053 & -1.8887006681 & -5.6307818502 & 0.1639896318 \\ 2.2608670154 & 2.7610732152 & -2.9725791599 & 0.3005267637 \end{pmatrix}$$

$$P = \begin{pmatrix} 0 & 1 & 1 & 1 & 1 & 1 & 1 & 1 & 1 \\ 1 & 0 & 1 & 1 & 1 & -1 & 1 & 1 & -1 \\ 1 & 1 & 0 & -1 & -1 & -1 & 1 & 1 & -1 \\ 1 & 1 & -1 & 0 & -1 & 1 & 1 & -1 & -1 \\ 1 & 1 & -1 & -1 & 0 & 1 & -1 & -1 & 1 \\ 1 & -1 & -1 & 1 & 1 & 0 & 1 & -1 & -1 \\ 1 & 1 & 1 & 1 & -1 & 1 & 0 & -1 & -1 \\ 1 & 1 & 1 & -1 & -1 & -1 & -1 & 0 & -1 \\ 1 & -1 & -1 & -1 & 1 & -1 & -1 & -1 & 0 \end{pmatrix}$$

$$R = \begin{pmatrix} 0 & 2 & 2 & 10 & 2 & 2 & 5 & 5 & 2 \\ 6 & 0 & 9 & 6 & 9 & 6 & 6 & 6 & 6 \\ 0 & 0 & 0 & 0 & 0 & 0 & 0 & 0 & 0 \\ 0 & 0 & 0 & 0 & 0 & 0 & 0 & 0 & 0 \\ 2 & 2 & 10 & 5 & 0 & 2 & 2 & 2 & 5 \\ 1 & 1 & 1 & 1 & 6 & 0 & 6 & 1 & 1 \\ 0 & 0 & 0 & 0 & 0 & 0 & 0 & 0 & 0 \\ 4 & 4 & 7 & 4 & 5 & 8 & 11 & 0 & 5 \\ 8 & 4 & 4 & 11 & 4 & 7 & 5 & 5 & 0 \end{pmatrix}$$

$$|P| = 8.7430063189 \times 10^{-15} \\
 \mathcal{B}(P, R) = 20.8373932182 \\
 \mathcal{B}(-P, R) = 23.8438467564$$



Appendix 3
Configurations with asymptotically equal radii.

7-cross

Configuration label **a59**

$$\begin{array}{l}
 \text{orange} \\
 \text{red} \\
 \text{blue} \\
 \text{green} \\
 \text{cyan} \\
 \text{magenta} \\
 \text{gray}
 \end{array}
 \begin{pmatrix}
 0 & 0 & 0 & 1 \\
 t1 & p1 & z1 & r1 \\
 t2 & p2 & z2 & r2 \\
 t3 & p3 & z3 & r3 \\
 t4 & p4 & z4 & r4 \\
 t5 & p5 & z5 & r5 \\
 t6 & p6 & z6 & r6
 \end{pmatrix}
 =
 \begin{pmatrix}
 0 & 0 & 0 & 1 \\
 1.5881497698 & 3.1415926536 & 0 & 0.9997507739 \\
 2.1985172094 & 8.6482186227 & 3.4610198657 & 0.9999832757 \\
 1.2029297351 & 7.4655177816 & 1.0648061394 & 1.0002747231 \\
 2.1983795887 & 8.6481369457 & -2.2451838529 & 0.9998822682 \\
 0.943086971 & 5.5064378732 & 0.6085524422 & 1.0001305012 \\
 1.9385960527 & -1.9590548291 & -2.7015773987 & 0.9999564662
 \end{pmatrix}$$

$$P = \begin{pmatrix}
 0 & 1 & 1 & 1 & 1 & 1 & 1 \\
 1 & 0 & 1 & 1 & -1 & 1 & 1 \\
 1 & 1 & 0 & -1 & -1 & 1 & 1 \\
 1 & 1 & -1 & 0 & 1 & 1 & -1 \\
 1 & -1 & -1 & 1 & 0 & 1 & -1 \\
 1 & 1 & 1 & 1 & 1 & 0 & -1 \\
 1 & 1 & 1 & -1 & -1 & -1 & 0
 \end{pmatrix}
 \quad
 R = \begin{pmatrix}
 0 & 2 & 2 & 6 & 2 & 3 & 3 \\
 3 & 0 & 6 & 3 & 2 & 2 & 2 \\
 0 & 0 & 0 & 0 & 0 & 0 & 0 \\
 0 & 0 & 0 & 0 & 0 & 0 & 0 \\
 0 & 0 & 0 & 0 & 0 & 0 & 0 \\
 0 & 0 & 0 & 0 & 0 & 0 & 0 \\
 2 & 2 & 3 & 2 & 6 & 3 & 0
 \end{pmatrix}$$

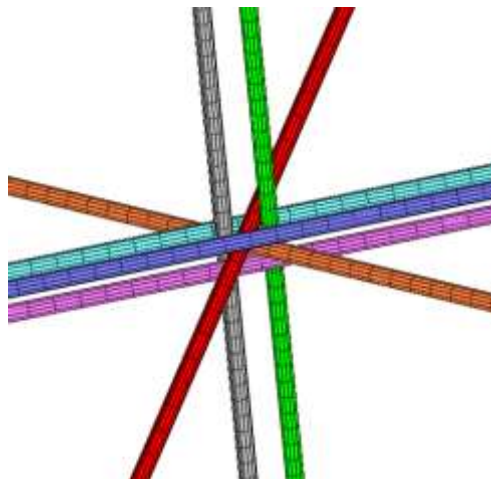
$$B(-P, R) = 20.4390243902$$

$$|P| = -2$$

$$B(P, R) = 6.8780487805$$

$$-(x+2) \cdot (x^3 - x^2 - 9 \cdot x + 1)^2$$

$$\text{eigenvals}(P) = \begin{pmatrix}
 -2 \\
 3.4939592074 \\
 3.4939592074 \\
 0.1099162642 \\
 0.1099162642 \\
 -2.6038754716 \\
 -2.6038754716
 \end{pmatrix}$$



(xx,yy,zz),(xx1,yy1,zz1),(xx2,yy2,zz2),(xx3,yy3,zz3),(xx4,yy4,zz4),(xx5,yy5,zz5),(xx6,yy6,zz6)

Appendix 3

7-cross

Configuration label **m18c**

orange	$\begin{pmatrix} 0 & 0 & 0 & 1 \\ t1 & p1 & z1 & r1 \\ t2 & p2 & z2 & r2 \\ t3 & p3 & z3 & r3 \\ t4 & p4 & z4 & r4 \\ t5 & p5 & z5 & r5 \\ t6 & p6 & z6 & r6 \end{pmatrix}$	=	$\begin{pmatrix} 0 & 0 & 0 & 1 \\ 1.1357762441 & 3.1415926536 & 0 & 0.9621027456 \\ 1.1309234184 & -0.952176621 & 0.8033402213 & 0.9746006523 \\ 1.4978712442 & 0.8343583044 & -0.0357113726 & 0.9606591048 \\ 1.6454323958 & -2.3085372364 & -2.0207026955 & 0.9819885055 \\ -1.115465217 & -0.017715365 & -2.0686754214 & 0.9823819141 \\ -1.1251391617 & 2.1686142806 & -2.8930318798 & 1.0377318223 \end{pmatrix}$
red			
blue			
green			
cyan			
magenta			
gray			

$$P = \begin{pmatrix} 0 & 1 & 1 & 1 & 1 & -1 & -1 \\ 1 & 0 & 1 & 1 & 1 & 1 & 1 \\ 1 & 1 & 0 & 1 & -1 & -1 & -1 \\ 1 & 1 & 1 & 0 & -1 & 1 & -1 \\ 1 & 1 & -1 & -1 & 0 & 1 & 1 \\ -1 & 1 & -1 & 1 & 1 & 0 & -1 \\ -1 & 1 & -1 & -1 & 1 & -1 & 0 \end{pmatrix}$$

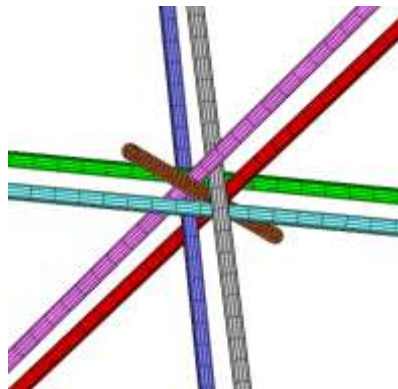
$$R = \begin{pmatrix} 0 & 4 & 4 & 4 & 4 & 4 & 4 \\ 1 & 0 & 1 & 4 & 4 & 1 & 1 \\ 1 & 4 & 0 & 1 & 1 & 4 & 1 \\ 1 & 1 & 4 & 0 & 1 & 1 & 4 \\ 0 & 0 & 0 & 0 & 0 & 0 & 0 \\ 0 & 0 & 0 & 0 & 0 & 0 & 0 \\ 0 & 0 & 0 & 0 & 0 & 0 & 0 \end{pmatrix}$$

$B(P, R) = 18.2171052632$

$B(-P, R) = 11.8421052632$

$|P| = -18$

eigenvals(P) = $\begin{pmatrix} -3.5950104757 \\ -2.6038754716 \\ -1.3567190173 \\ 3.4939592074 \\ 0.1099162642 \\ 2.4379957859 \\ 1.513733707 \end{pmatrix}$



(xx,yy,zz),(xx1,yy1,zz1),(xx2,yy2,zz2),(xx3,yy3,zz3),(xx4,yy4,zz4),(xx5,yy5,zz5),(xx6,yy6,zz6)

Appendix 3

7-cross

Configuration label **ma49**

orange	$\begin{pmatrix} 0 & 0 & 0 & 1 \\ t1 & p1 & z1 & r1 \\ t2 & p2 & z2 & r2 \\ t3 & p3 & z3 & r3 \\ t4 & p4 & z4 & r4 \\ t5 & p5 & z5 & r5 \\ t6 & p6 & z6 & r6 \end{pmatrix} =$	$\begin{pmatrix} 0 & 0 & 0 & 1 \\ 2.8828363798 & 3.1415926536 & 0 & 0.960000066 \\ 0.2855985908 & -0.3529409833 & 3.4513762605 & 0.960000113 \\ 0.3001499523 & -0.1829409243 & -2.5317839264 & 1.0156698742 \\ 2.8976984933 & -0.2712958219 & -171.2549133418 & 1.0281841601 \\ 2.8413527737 & 2.9589099591 & -7.9436636703 & 1.04 \\ 0.2651785462 & 9.3323462987 & -155.0231975459 & 0.9600001115 \end{pmatrix}$
red		
blue		
green		
cyan		
magenta		
gray		

$$P = \begin{pmatrix} 0 & 1 & 1 & 1 & 1 & 1 & 1 \\ 1 & 0 & -1 & -1 & 1 & -1 & -1 \\ 1 & -1 & 0 & 1 & 1 & -1 & -1 \\ 1 & -1 & 1 & 0 & -1 & 1 & 1 \\ 1 & 1 & 1 & -1 & 0 & -1 & 1 \\ 1 & -1 & -1 & 1 & -1 & 0 & 1 \\ 1 & -1 & -1 & 1 & 1 & 1 & 0 \end{pmatrix}$$


$$R = \begin{pmatrix} 0 & 0 & 0 & 0 & 0 & 0 & 0 \\ 6 & 0 & 3 & 3 & 2 & 2 & 2 \\ 0 & 0 & 0 & 0 & 0 & 0 & 0 \\ 0 & 0 & 0 & 0 & 0 & 0 & 0 \\ 1 & 1 & 1 & 4 & 0 & 4 & 1 \\ 0 & 0 & 0 & 0 & 0 & 0 & 0 \\ 3 & 3 & 4 & 4 & 5 & 5 & 0 \end{pmatrix}$$

$$B(P, R) = -1$$

$$B(-P, R) = 22.5714285714$$

$$|P| = -18$$

$$\text{eigenvals}(P) = \begin{pmatrix} -3.5950104757 \\ -2.6038754716 \\ -1.3567190173 \\ 3.4939592074 \\ 0.1099162642 \\ 2.4379957859 \\ 1.513733707 \end{pmatrix}$$



(xx,yy,zz),(xx1,yy1,zz1),(xx2,yy2,zz2),(xx3,yy3,zz3),(xx4,yy4,zz4),(xx5,yy5,zz5),(xx6,yy6,zz6)

(xx,yy,zz),(xx1,yy1,zz1),(xx2,yy2,zz2),(xx3,yy3,zz3),(xx4,yy4,zz4),(xx5,yy5,zz5),(xx6,yy6,zz6)

Appendix 3

7-cross

Configuration label **ma37**

orange	$\begin{pmatrix} 0 & 0 & 0 & 1 \end{pmatrix}$	$\begin{pmatrix} 0 & 0 & 0 & 1 \end{pmatrix}$
red	$\begin{pmatrix} t1 & p1 & z1 & r1 \end{pmatrix}$	$\begin{pmatrix} 2.751211711 & 3.1415926536 & 0 & 0.91 \end{pmatrix}$
blue	$\begin{pmatrix} t2 & p2 & z2 & r2 \end{pmatrix}$	$\begin{pmatrix} 2.6173661055 & -0.2239255665 & -36.7105573466 & 1.09 \end{pmatrix}$
green	$\begin{pmatrix} t3 & p3 & z3 & r3 \end{pmatrix}$	$\begin{pmatrix} 0.4844036062 & -0.4366561104 & 0.5837311788 & 1.09 \end{pmatrix}$
cyan	$\begin{pmatrix} t4 & p4 & z4 & r4 \end{pmatrix}$	$\begin{pmatrix} 2.6554922801 & -0.6093305697 & -39.5047863813 & 0.9100000059 \end{pmatrix}$
magenta	$\begin{pmatrix} t5 & p5 & z5 & r5 \end{pmatrix}$	$\begin{pmatrix} 0.5229758968 & 9.1987535604 & -33.5304693544 & 1.09 \end{pmatrix}$
gray	$\begin{pmatrix} t6 & p6 & z6 & r6 \end{pmatrix}$	$\begin{pmatrix} 0.4007840195 & 3.379773942 & -36.7508607087 & 0.9100000002 \end{pmatrix}$

$$P = \begin{pmatrix} 0 & 1 & 1 & 1 & 1 & 1 & 1 \\ 1 & 0 & -1 & -1 & 1 & -1 & 1 \\ 1 & -1 & 0 & 1 & -1 & 1 & 1 \\ 1 & -1 & 1 & 0 & -1 & 1 & -1 \\ 1 & 1 & -1 & -1 & 0 & 1 & 1 \\ 1 & -1 & 1 & 1 & 1 & 0 & 1 \\ 1 & 1 & 1 & -1 & 1 & 1 & 0 \end{pmatrix}$$

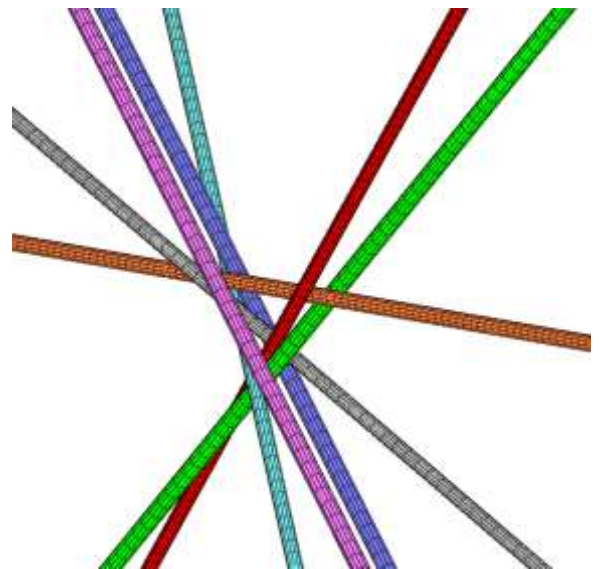
$$R = \begin{pmatrix} 0 & 1 & 4 & 1 & 1 & 4 & 1 \\ 2 & 0 & 2 & 6 & 3 & 3 & 2 \\ 0 & 0 & 0 & 0 & 0 & 0 & 0 \\ 0 & 0 & 0 & 0 & 0 & 0 & 0 \\ 0 & 0 & 0 & 0 & 0 & 0 & 0 \\ 0 & 0 & 0 & 0 & 0 & 0 & 0 \\ 5 & 3 & 5 & 3 & 4 & 4 & 0 \end{pmatrix}$$

$$E(P,R) = 5.5714285714$$

$$E(-P,R) = 16$$

$$|P| = -2$$

$$\text{eigenvals}(P) = \begin{pmatrix} 3.4939592074 \\ 0.1099162642 \\ -2.6038754716 \\ -2 \\ 3.4939592074 \\ 0.1099162642 \\ -2.6038754716 \end{pmatrix}$$



(xx,yy ,zz),(xx1,yy1 ,zz1),(xx2,yy2 ,zz2),(xx3,yy3 ,zz3),(xx4,yy4 ,zz4),(xx5,yy5 ,zz5),(xx6,yy6 ,zz6)

Appendix 4

7-cross

Configuration label m162i

$$\begin{pmatrix} \text{orange} \\ \text{red} \\ \text{blue} \\ \text{green} \\ \text{cyan} \\ \text{magenta} \\ \text{gray} \end{pmatrix} \begin{pmatrix} 0 & 0 & 0 & 1 \\ t1 & p1 & z1 & r1 \\ t2 & p2 & z2 & r2 \\ t3 & p3 & z3 & r3 \\ t4 & p4 & z4 & r4 \\ t5 & p5 & z5 & r5 \\ t6 & p6 & z6 & r6 \end{pmatrix} = \begin{pmatrix} 0 & 0 & 0 & 1 \\ 0.3747323784 & 3.1415926536 & 0 & 0.7366370569 \\ 0.6854821951 & 2.4218241763 & 3.9974032529 & 5.3744730944 \\ 2.7102939927 & 0.2703059882 & -0.0135384855 & 1.0577819073 \\ 0.0745075176 & 0.3708281152 & -205.8554967521 & 0.666770171 \\ 0.441159476 & 3.2477176986 & 1.8977838095 & 0.1141904885 \\ 1.5169716323 & 0.4237811037 & -11.586361368 & 0.384131353 \end{pmatrix}$$

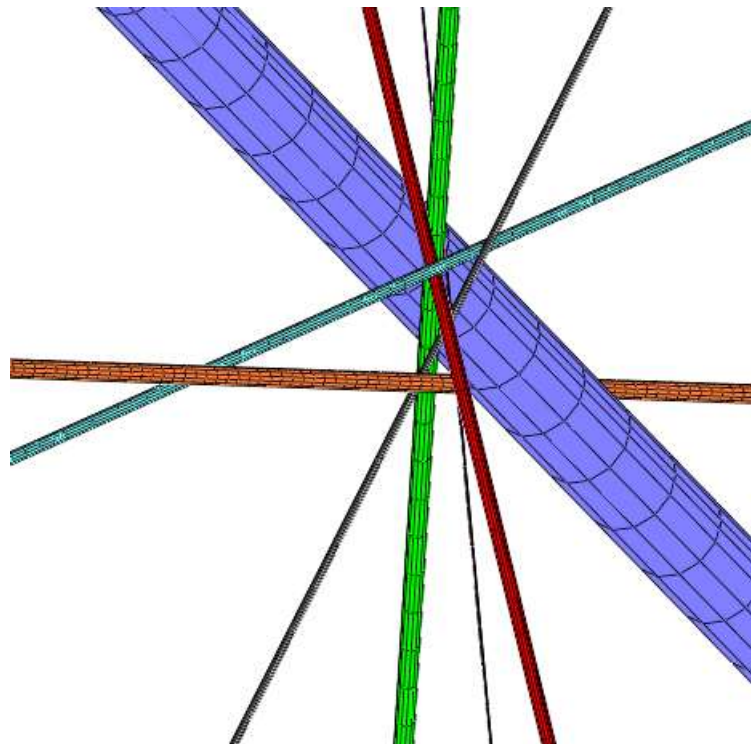
$$P = \begin{pmatrix} 0 & 1 & 1 & 1 & 1 & 1 & 1 \\ 1 & 0 & 1 & 1 & -1 & -1 & 1 \\ 1 & 1 & 0 & -1 & -1 & 1 & -1 \\ 1 & 1 & -1 & 0 & 1 & -1 & 1 \\ 1 & -1 & -1 & 1 & 0 & -1 & -1 \\ 1 & -1 & 1 & -1 & -1 & 0 & 1 \\ 1 & 1 & -1 & 1 & -1 & 1 & 0 \end{pmatrix}$$

$$R = \begin{pmatrix} 0 & 0 & 0 & 0 & 0 & 0 & 0 \\ 4 & 0 & 1 & 1 & 4 & 1 & 1 \\ 0 & 0 & 0 & 0 & 0 & 0 & 0 \\ 0 & 0 & 0 & 0 & 0 & 0 & 0 \\ 0 & 0 & 0 & 0 & 0 & 0 & 0 \\ 3 & 4 & 5 & 3 & 5 & 0 & 4 \\ 4 & 3 & 5 & 5 & 4 & 3 & 0 \end{pmatrix}$$

$|P| = -162$

$I_3(P, R) = 14.380952381$

$I_3(-P, R) = 11.4285714286$



Appendix 4

7-cross

Configuration label m162b

$$\begin{pmatrix} \text{orange} \\ \text{red} \\ \text{blue} \\ \text{green} \\ \text{cyan} \\ \text{magenta} \\ \text{gray} \end{pmatrix} \begin{pmatrix} 0 & 0 & 0 & 1 \\ t1 & p1 & z1 & r1 \\ t2 & p2 & z2 & r2 \\ t3 & p3 & z3 & r3 \\ t4 & p4 & z4 & r4 \\ t5 & p5 & z5 & r5 \\ t6 & p6 & z6 & r6 \end{pmatrix} = \begin{pmatrix} 0 & 0 & 0 & 1 \\ 1.6434155029 & 3.1415926536 & 0 & 1.1577231217 \\ 1.0998072702 & -2.6044860781 & -3.941098406 & 1.4475439733 \\ 2.3800715444 & -2.6289055561 & -5.224973938 & 9.9999999997 \times 10^{-3} \\ 3.6816679207 & 2.0368644543 & -5.7315520185 & 0.0433739843 \\ -0.14761465 & 8.9144091378 & -2.6023755826 & 0.1696781504 \\ 1.6089944073 & 3.1242334187 & -4.8820649577 & 0.01 \end{pmatrix}$$

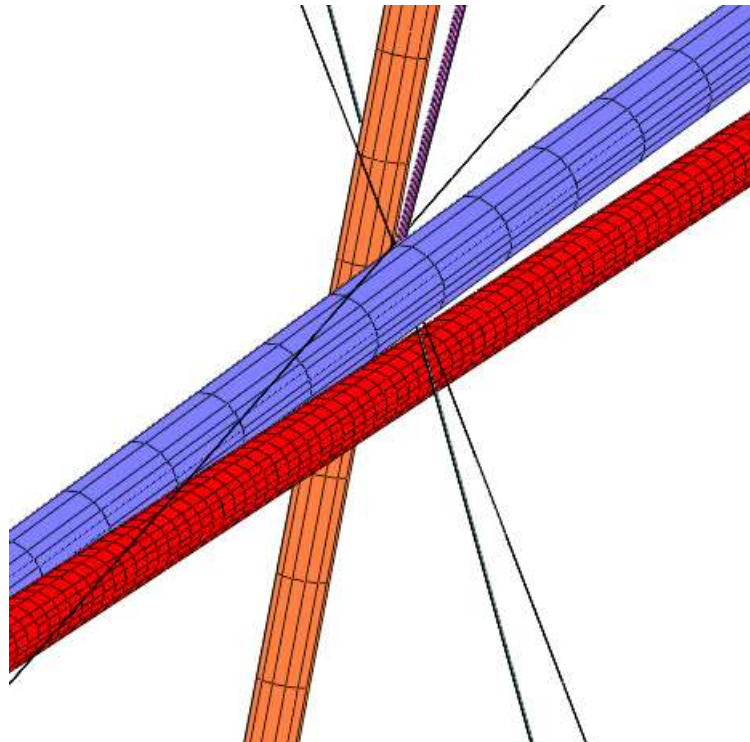
$$P = \begin{pmatrix} 0 & 1 & 1 & 1 & -1 & -1 & 1 \\ 1 & 0 & 1 & 1 & 1 & 1 & -1 \\ 1 & 1 & 0 & -1 & -1 & 1 & -1 \\ 1 & 1 & -1 & 0 & -1 & 1 & 1 \\ -1 & 1 & -1 & -1 & 0 & -1 & -1 \\ -1 & 1 & 1 & 1 & -1 & 0 & -1 \\ 1 & -1 & -1 & 1 & -1 & -1 & 0 \end{pmatrix}$$

$$R = \begin{pmatrix} 0 & 0 & 0 & 0 & 0 & 0 & 0 \\ 0 & 0 & 0 & 0 & 0 & 0 & 0 \\ 1 & 4 & 0 & 1 & 1 & 1 & 4 \\ 1 & 1 & 4 & 0 & 1 & 4 & 1 \\ 1 & 4 & 1 & 4 & 0 & 1 & 1 \\ 3 & 2 & 2 & 2 & 6 & 0 & 3 \\ 4 & 1 & 1 & 4 & 1 & 1 & 0 \end{pmatrix}$$

$$|P| = -162$$

$$\mathcal{I}_3(P, R) = 12.557319224$$

$$\mathcal{I}_3(-P, R) = 15.5291005291$$



Appendix 4

7-cross

Configuration label m150q

$$\begin{pmatrix} \text{orange} \\ \text{red} \\ \text{blue} \\ \text{green} \\ \text{cyan} \\ \text{magenta} \\ \text{gray} \end{pmatrix} \begin{pmatrix} 0 & 0 & 0 & 1 \\ t1 & p1 & z1 & r1 \\ t2 & p2 & z2 & r2 \\ t3 & p3 & z3 & r3 \\ t4 & p4 & z4 & r4 \\ t5 & p5 & z5 & r5 \\ t6 & p6 & z6 & r6 \end{pmatrix} = \begin{pmatrix} 0 & 0 & 0 & 1 \\ 1.032025825 & 3.1415926536 & 0 & 0.0100556308 \\ 1.4184546063 & 4.2805231873 & -8.1242670732 & 14.7519227969 \\ 2.7611320201 & -3.1349756304 & -9.4227998077 & 0.0472444269 \\ -0.890264654 & 7.5670921297 & -0.8465107618 & 0.6501925381 \\ 0.1375236628 & 3.2300598166 & 2.2536732163 & 1.1203876658 \\ 1.7773708562 & 1.1008796434 & -5.5388309667 & 2.8271023019 \end{pmatrix}$$

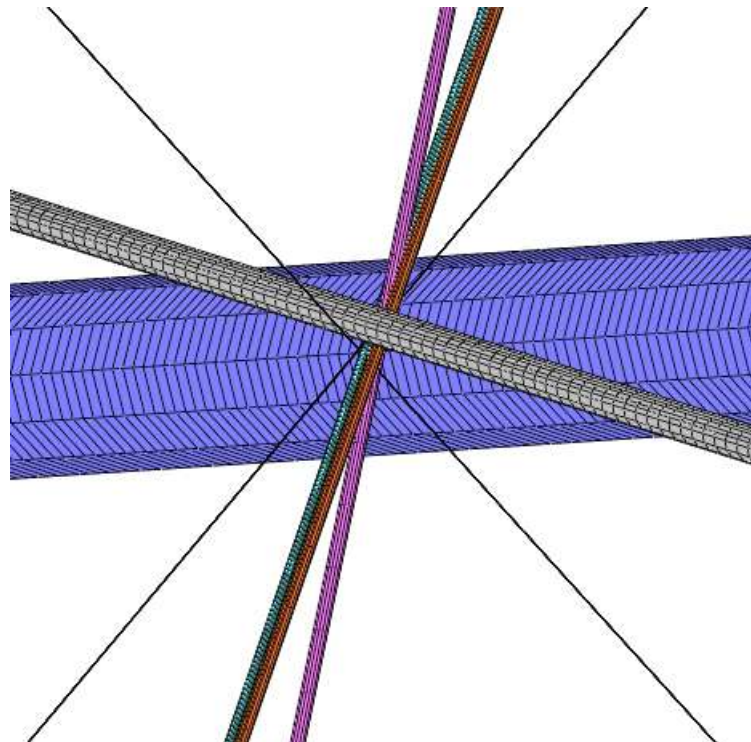
$$P = \begin{pmatrix} 0 & 1 & 1 & 1 & -1 & 1 & 1 \\ 1 & 0 & 1 & 1 & 1 & -1 & -1 \\ 1 & 1 & 0 & -1 & 1 & 1 & -1 \\ 1 & 1 & -1 & 0 & -1 & -1 & -1 \\ -1 & 1 & 1 & -1 & 0 & -1 & 1 \\ 1 & -1 & 1 & -1 & -1 & 0 & 1 \\ 1 & -1 & -1 & -1 & 1 & 1 & 0 \end{pmatrix}$$

$$R = \begin{pmatrix} 0 & 1 & 4 & 1 & 1 & 1 & 4 \\ 4 & 0 & 1 & 1 & 1 & 4 & 1 \\ 0 & 0 & 0 & 0 & 0 & 0 & 0 \\ 2 & 2 & 2 & 0 & 3 & 3 & 6 \\ 2 & 6 & 2 & 3 & 0 & 2 & 3 \\ 1 & 1 & 4 & 1 & 4 & 0 & 1 \\ 0 & 0 & 0 & 0 & 0 & 0 & 0 \end{pmatrix}$$

$|P| = -150$

$I_3(P, R) = 11.5339412361$

$I_3(-P, R) = 14.5997973658$



Appendix 4

7-cross

Configuration label a48m150

$$\begin{pmatrix} \text{orange} \\ \text{red} \\ \text{blue} \\ \text{green} \\ \text{cyan} \\ \text{magenta} \\ \text{gray} \end{pmatrix} \begin{pmatrix} 0 & 0 & 0 & 1 \\ t1 & p1 & z1 & r1 \\ t2 & p2 & z2 & r2 \\ t3 & p3 & z3 & r3 \\ t4 & p4 & z4 & r4 \\ t5 & p5 & z5 & r5 \\ t6 & p6 & z6 & r6 \end{pmatrix} = \begin{pmatrix} 0 & 0 & 0 & 1 \\ 0.7602445691 & 3.1415926536 & 0 & 1 \\ 2.0136844516 & 8.6074265279 & 4.055328572 & 1.6 \\ 1.0808245766 & 7.4891249587 & -0.6926447954 & 2 \\ 0.1913417177 & 7.7133032855 & -21.9787181008 & 0.531304411 \\ 2.4120873578 & 4.1256888405 & -5.0823953442 & 1 \\ 1.873884949 & 2.3624164662 & -4.7950350545 & 1 \end{pmatrix}$$

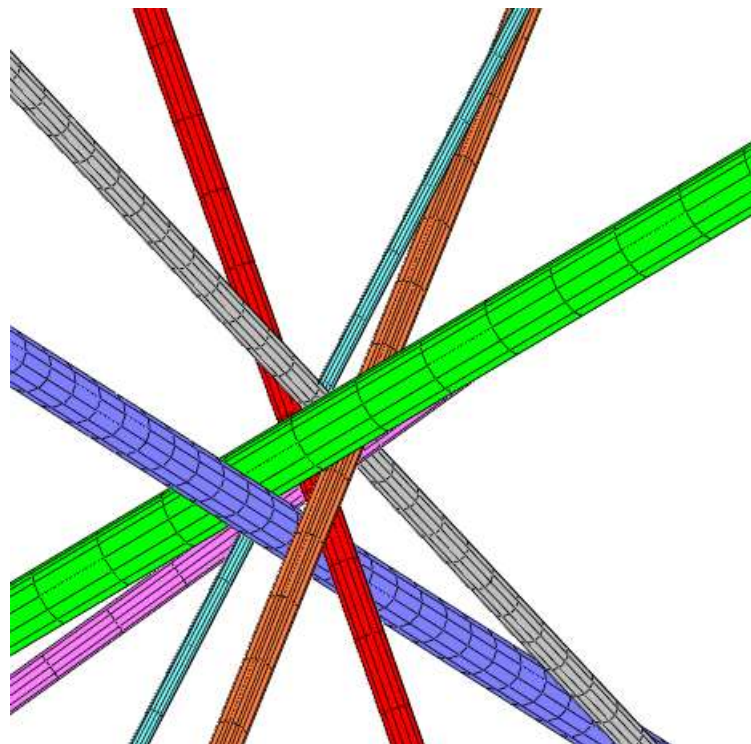
$$P = \begin{pmatrix} 0 & 1 & 1 & 1 & 1 & 1 & 1 \\ 1 & 0 & 1 & 1 & -1 & 1 & -1 \\ 1 & 1 & 0 & -1 & -1 & 1 & 1 \\ 1 & 1 & -1 & 0 & 1 & -1 & 1 \\ 1 & -1 & -1 & 1 & 0 & 1 & -1 \\ 1 & 1 & 1 & -1 & 1 & 0 & -1 \\ 1 & -1 & 1 & 1 & -1 & -1 & 0 \end{pmatrix}$$

$$R = \begin{pmatrix} 0 & 0 & 0 & 0 & 0 & 0 & 0 \\ 5 & 0 & 4 & 5 & 3 & 3 & 4 \\ 0 & 0 & 0 & 0 & 0 & 0 & 0 \\ 0 & 0 & 0 & 0 & 0 & 0 & 0 \\ 1 & 1 & 1 & 4 & 0 & 4 & 1 \\ 1 & 1 & 4 & 1 & 1 & 0 & 4 \\ 4 & 1 & 1 & 1 & 4 & 1 & 0 \end{pmatrix}$$

$|P| = -150$

$I_3(P, R) = 19.2857142857$

$I_3(-P, R) = 11.6842105263$



Appendix 4

7-cross

Configuration label b48

$$\begin{pmatrix} \text{orange} \\ \text{red} \\ \text{blue} \\ \text{green} \\ \text{cyan} \\ \text{magenta} \\ \text{gray} \end{pmatrix} \begin{pmatrix} 0 & 0 & 0 & 1 \\ t1 & p1 & z1 & r1 \\ t2 & p2 & z2 & r2 \\ t3 & p3 & z3 & r3 \\ t4 & p4 & z4 & r4 \\ t5 & p5 & z5 & r5 \\ t6 & p6 & z6 & r6 \end{pmatrix} = \begin{pmatrix} 0 & 0 & 0 & 1 \\ 0.1340386074 & 3.1415926536 & 0 & 1.9968460919 \\ 0.9885304727 & 2.6525356048 & 52.418449272 & 5.2372850077 \\ 2.8887794879 & 1.2007796362 & 19.9435158875 & 6.5161684705 \\ 0.0757583182 & 1.3307300075 & -104.3899059477 & 0.4752981793 \\ 2.8781560166 & 4.1485778781 & -52.8146593897 & 20.552226246 \\ 2.9356002757 & 3.083593533 & -83.933833201 & 0.1986672299 \end{pmatrix}$$

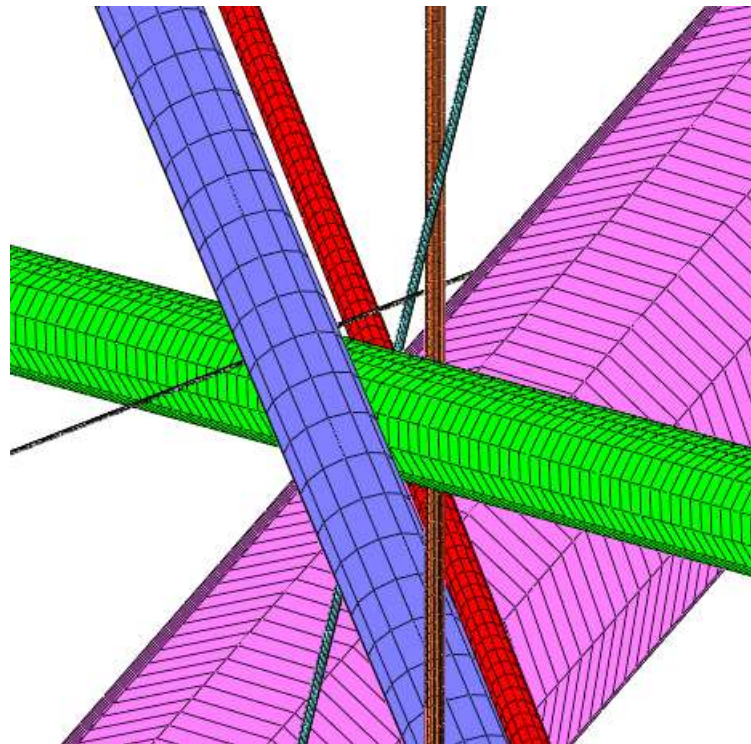
$$P = \begin{pmatrix} 0 & 1 & 1 & 1 & 1 & 1 & 1 \\ 1 & 0 & 1 & 1 & -1 & 1 & -1 \\ 1 & 1 & 0 & -1 & -1 & 1 & 1 \\ 1 & 1 & -1 & 0 & 1 & -1 & 1 \\ 1 & -1 & -1 & 1 & 0 & 1 & -1 \\ 1 & 1 & 1 & -1 & 1 & 0 & -1 \\ 1 & -1 & 1 & 1 & -1 & -1 & 0 \end{pmatrix}$$

$$R = \begin{pmatrix} 0 & 0 & 0 & 0 & 0 & 0 & 0 \\ 4 & 0 & 4 & 4 & 4 & 4 & 4 \\ 0 & 0 & 0 & 0 & 0 & 0 & 0 \\ 1 & 1 & 4 & 0 & 1 & 1 & 4 \\ 1 & 1 & 1 & 4 & 0 & 4 & 1 \\ 0 & 0 & 0 & 0 & 0 & 0 & 0 \\ 4 & 1 & 1 & 1 & 4 & 1 & 0 \end{pmatrix}$$

$$|P| = -150$$

$$\mathcal{I}(P, R) = 18.2763157895$$

$$\mathcal{I}(-P, R) = 11.7828947368$$



Appendix 4

7-cross

Configuration label mb28

$$\begin{pmatrix} \text{orange} \\ \text{red} \\ \text{blue} \\ \text{green} \\ \text{cyan} \\ \text{magenta} \\ \text{gray} \end{pmatrix}
 \begin{pmatrix} 0 & 0 & 0 & 1 \\ t1 & p1 & z1 & r1 \\ t2 & p2 & z2 & r2 \\ t3 & p3 & z3 & r3 \\ t4 & p4 & z4 & r4 \\ t5 & p5 & z5 & r5 \\ t6 & p6 & z6 & r6 \end{pmatrix}
 =
 \begin{pmatrix} 0 & 0 & 0 & 1 \\ 2.1530621814 & 3.1415926536 & 0 & 5.2372850077 \\ 2.9435681985 & 5.5632115758 & -157.4147284686 & 3.6442883187 \\ 0.2528131657 & 4.5933486221 & -32.4749333887 & 6.5161684705 \\ 3.0658343354 & 4.4633982508 & -156.8083552138 & 0.4752981793 \\ 0.263436637 & 1.6455503803 & -105.2331086578 & 20.552226246 \\ 0.2059923779 & 2.7105347254 & -136.3522824685 & 0.1986672299 \end{pmatrix}$$

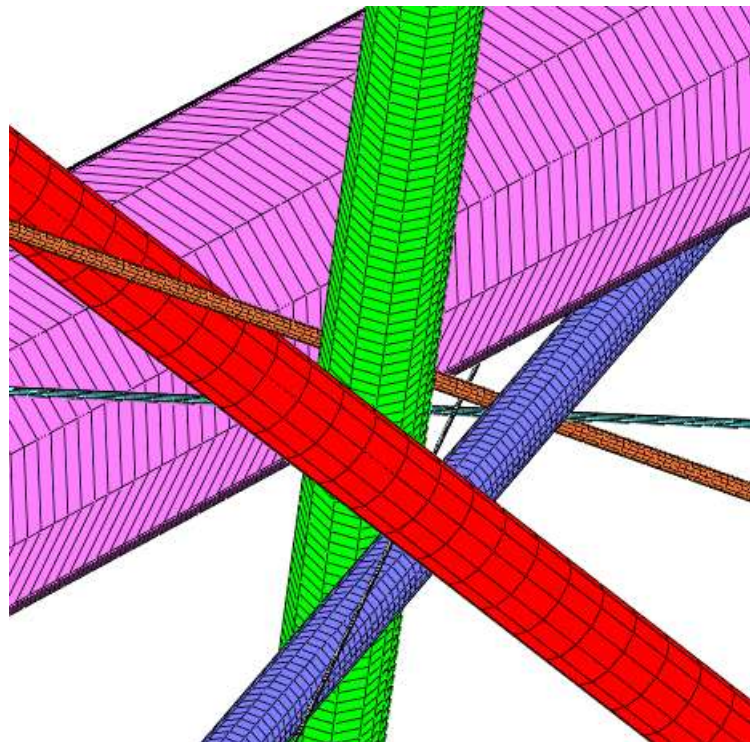
$$P = \begin{pmatrix} 0 & 1 & 1 & 1 & 1 & 1 & 1 \\ 1 & 0 & 1 & 1 & 1 & -1 & -1 \\ 1 & 1 & 0 & 1 & -1 & -1 & 1 \\ 1 & 1 & 1 & 0 & -1 & 1 & -1 \\ 1 & 1 & -1 & -1 & 0 & -1 & 1 \\ 1 & -1 & -1 & 1 & -1 & 0 & 1 \\ 1 & -1 & 1 & -1 & 1 & 1 & 0 \end{pmatrix}$$

$$R = \begin{pmatrix} 0 & 1 & 4 & 1 & 1 & 4 & 1 \\ 0 & 0 & 0 & 0 & 0 & 0 & 0 \\ 0 & 0 & 0 & 0 & 0 & 0 & 0 \\ 2 & 6 & 3 & 0 & 2 & 2 & 3 \\ 1 & 1 & 1 & 4 & 0 & 4 & 1 \\ 0 & 0 & 0 & 0 & 0 & 0 & 0 \\ 4 & 3 & 5 & 4 & 5 & 3 & 0 \end{pmatrix}$$

$$|P| = -150$$

$$\mathcal{I}(P, R) = 25.9052132701$$

$$\mathcal{I}(-P, R) = 4.0568720379$$



Appendix 4

7-cross

Configuration label b24

$$\begin{pmatrix} \text{orange} \\ \text{red} \\ \text{blue} \\ \text{green} \\ \text{cyan} \\ \text{magenta} \\ \text{gray} \end{pmatrix} \begin{pmatrix} 0 & 0 & 0 & 1 \\ t1 & p1 & z1 & r1 \\ t2 & p2 & z2 & r2 \\ t3 & p3 & z3 & r3 \\ t4 & p4 & z4 & r4 \\ t5 & p5 & z5 & r5 \\ t6 & p6 & z6 & r6 \end{pmatrix} = \begin{pmatrix} 0 & 0 & 0 & 1 \\ 0.9885304708 & 3.1415926536 & 0 & 5.2372850077 \\ 2.8887794877 & 1.6898366853 & -32.4749334028 & 6.5161684705 \\ 0.0757583182 & 1.8197870566 & -156.8083552138 & 0.4752981793 \\ 2.8781560166 & 4.6376349272 & -105.2331086586 & 20.552226246 \\ 3.0594316634 & 4.5444638649 & -142.1278016505 & 0.1986672299 \\ 2.9356002758 & 3.572650582 & -136.3522824705 & 0.1986672299 \end{pmatrix}$$

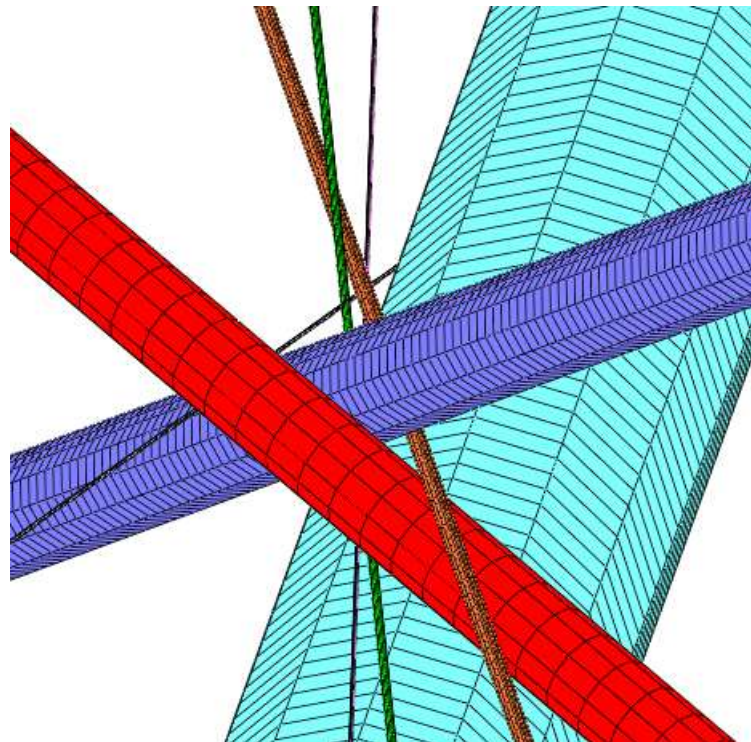
$$P = \begin{pmatrix} 0 & 1 & 1 & 1 & 1 & 1 & 1 \\ 1 & 0 & -1 & -1 & 1 & 1 & 1 \\ 1 & -1 & 0 & 1 & -1 & -1 & 1 \\ 1 & -1 & 1 & 0 & 1 & -1 & -1 \\ 1 & 1 & -1 & 1 & 0 & -1 & -1 \\ 1 & 1 & -1 & -1 & -1 & 0 & -1 \\ 1 & 1 & 1 & -1 & -1 & -1 & 0 \end{pmatrix}$$

$$R = \begin{pmatrix} 0 & 0 & 0 & 0 & 0 & 0 & 0 \\ 0 & 0 & 0 & 0 & 0 & 0 & 0 \\ 1 & 4 & 0 & 1 & 1 & 1 & 4 \\ 1 & 1 & 4 & 0 & 4 & 1 & 1 \\ 0 & 0 & 0 & 0 & 0 & 0 & 0 \\ 4 & 5 & 3 & 4 & 5 & 0 & 3 \\ 4 & 1 & 1 & 4 & 1 & 1 & 0 \end{pmatrix}$$

$$|P| = -150$$

$$\mathcal{I}(P, R) = 19.4962406015$$

$$\mathcal{I}(-P, R) = 11.4736842105$$



Appendix 4

7-cross

Configuration label m102n

$$\begin{pmatrix} \text{orange} \\ \text{red} \\ \text{blue} \\ \text{green} \\ \text{cyan} \\ \text{magenta} \\ \text{gray} \end{pmatrix} \begin{pmatrix} 0 & 0 & 0 & 1 \\ t1 & p1 & z1 & r1 \\ t2 & p2 & z2 & r2 \\ t3 & p3 & z3 & r3 \\ t4 & p4 & z4 & r4 \\ t5 & p5 & z5 & r5 \\ t6 & p6 & z6 & r6 \end{pmatrix} = \begin{pmatrix} 0 & 0 & 0 & 1 \\ 1.9268904145 & 3.1415926536 & 0 & 0.0291671339 \\ 2.6592769513 & 1.0716254986 & -8.5674790027 & 10.8656776836 \\ 0.2215826503 & 9.3975988661 & -10.3823963985 & 0.0102457996 \\ 2.3113253709 & 4.8684991633 & -6.7313879026 & 2.6150485477 \\ 3.4040128732 & -2.4359532899 & -3.9310417363 & 0.4604361542 \\ 2.5005016955 & 3.1380446509 & -5.4541921443 & 0.01 \end{pmatrix}$$

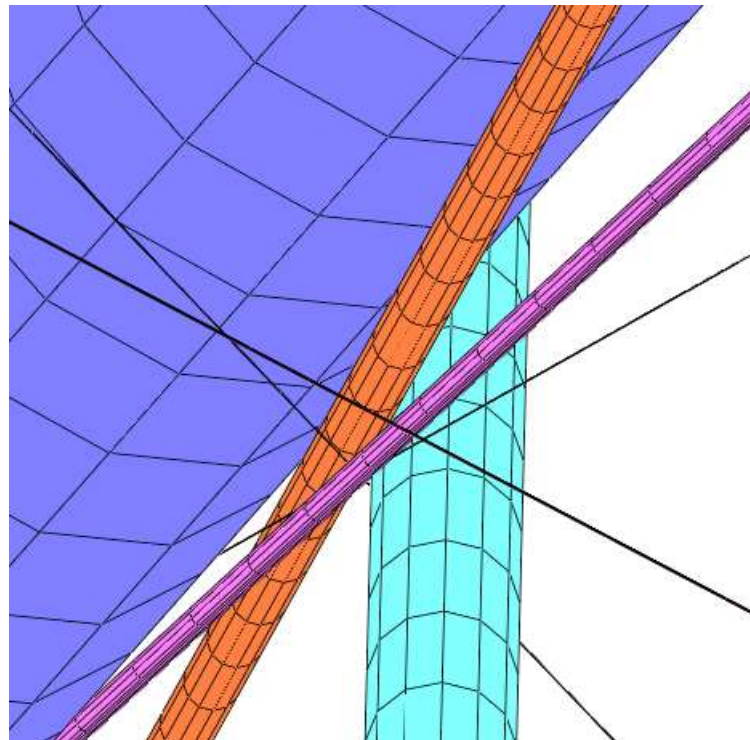
$$P = \begin{pmatrix} 0 & 1 & 1 & 1 & 1 & -1 & 1 \\ 1 & 0 & -1 & -1 & 1 & -1 & -1 \\ 1 & -1 & 0 & 1 & -1 & -1 & -1 \\ 1 & -1 & 1 & 0 & 1 & 1 & -1 \\ 1 & 1 & -1 & 1 & 0 & -1 & -1 \\ -1 & -1 & -1 & 1 & -1 & 0 & 1 \\ 1 & -1 & -1 & -1 & -1 & 1 & 0 \end{pmatrix}$$

$$R = \begin{pmatrix} 0 & 1 & 4 & 1 & 4 & 1 & 1 \\ 0 & 0 & 0 & 0 & 0 & 0 & 0 \\ 0 & 0 & 0 & 0 & 0 & 0 & 0 \\ 1 & 1 & 1 & 0 & 4 & 4 & 1 \\ 0 & 0 & 0 & 0 & 0 & 0 & 0 \\ 2 & 6 & 2 & 3 & 3 & 0 & 2 \\ 5 & 3 & 5 & 4 & 4 & 3 & 0 \end{pmatrix}$$

$$|P| = -102$$

$$I_3(P, R) = 16.2112676056$$

$$I_3(-P, R) = 14$$



Appendix 4

7-cross

Configuration label m102c

$$\begin{pmatrix} \text{orange} \\ \text{red} \\ \text{blue} \\ \text{green} \\ \text{cyan} \\ \text{magenta} \\ \text{gray} \end{pmatrix} \begin{pmatrix} 0 & 0 & 0 & 1 \\ t1 & p1 & z1 & r1 \\ t2 & p2 & z2 & r2 \\ t3 & p3 & z3 & r3 \\ t4 & p4 & z4 & r4 \\ t5 & p5 & z5 & r5 \\ t6 & p6 & z6 & r6 \end{pmatrix} = \begin{pmatrix} 0 & 0 & 0 & 1 \\ 1.8432170544 & 3.1415926536 & 0 & 0.2318997748 \\ 1.1868288934 & 9.0822390103 & 2.0822980035 & 0.4861404601 \\ 1.3554894048 & 7.4773812744 & 0.5233414308 & 0.1750557856 \\ 0.0988620609 & 7.8069460197 & -18.5869081534 & 0.3509112444 \\ 2.741864816 & 3.7861897635 & -5.0378086436 & 2.3892037474 \\ -0.2651446037 & 1.8445521938 & 1.9460409559 & 0.2210707348 \end{pmatrix}$$

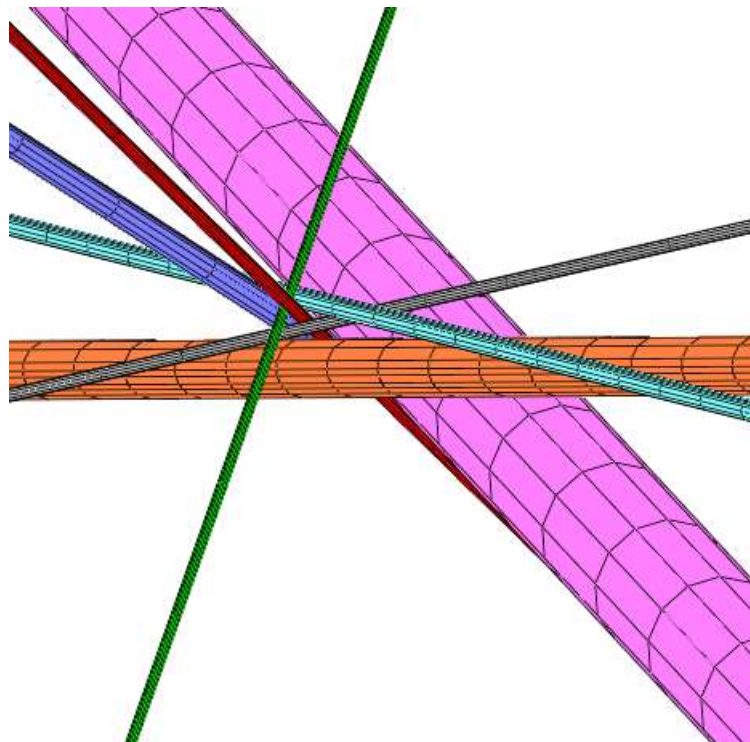
$$P = \begin{pmatrix} 0 & 1 & 1 & 1 & 1 & 1 & -1 \\ 1 & 0 & 1 & 1 & -1 & 1 & 1 \\ 1 & 1 & 0 & -1 & -1 & 1 & 1 \\ 1 & 1 & -1 & 0 & 1 & -1 & 1 \\ 1 & -1 & -1 & 1 & 0 & 1 & 1 \\ 1 & 1 & 1 & -1 & 1 & 0 & 1 \\ -1 & 1 & 1 & 1 & 1 & 1 & 0 \end{pmatrix}$$

$$R = \begin{pmatrix} 0 & 0 & 0 & 0 & 0 & 0 & 0 \\ 4 & 0 & 4 & 4 & 4 & 4 & 4 \\ 0 & 0 & 0 & 0 & 0 & 0 & 0 \\ 1 & 4 & 4 & 0 & 1 & 1 & 1 \\ 1 & 1 & 1 & 4 & 0 & 4 & 1 \\ 0 & 0 & 0 & 0 & 0 & 0 & 0 \\ 6 & 2 & 2 & 3 & 3 & 2 & 0 \end{pmatrix}$$

$$|P| = -102$$

$$I_3(P, R) = 15.2205882353$$

$$I_3(-P, R) = 15.9705882353$$



Appendix 4

7-cross

Configuration label m102b

$$\begin{pmatrix} \text{orange} \\ \text{red} \\ \text{blue} \\ \text{green} \\ \text{cyan} \\ \text{magenta} \\ \text{gray} \end{pmatrix} \begin{pmatrix} 0 & 0 & 0 & 1 \\ t1 & p1 & z1 & r1 \\ t2 & p2 & z2 & r2 \\ t3 & p3 & z3 & r3 \\ t4 & p4 & z4 & r4 \\ t5 & p5 & z5 & r5 \\ t6 & p6 & z6 & r6 \end{pmatrix} = \begin{pmatrix} 0 & 0 & 0 & 1 \\ 3.6746091143 & 3.1415926536 & 0 & 1 \\ 5.7669956198 & 15.5878482319 & -4.4892624669 & 0.076893307 \\ 3.6354801145 & 14.7491473689 & -5.2010477332 & 0.0100000003 \\ 0.4333839055 & 7.1797534377 & -7.0024858141 & 0.8501191328 \\ 5.9034511356 & 4.4842320311 & -7.647559772 & 0.3865582497 \\ 1.3905843778 & 2.1684064871 & -2.8835286668 & 0.1573134123 \end{pmatrix}$$

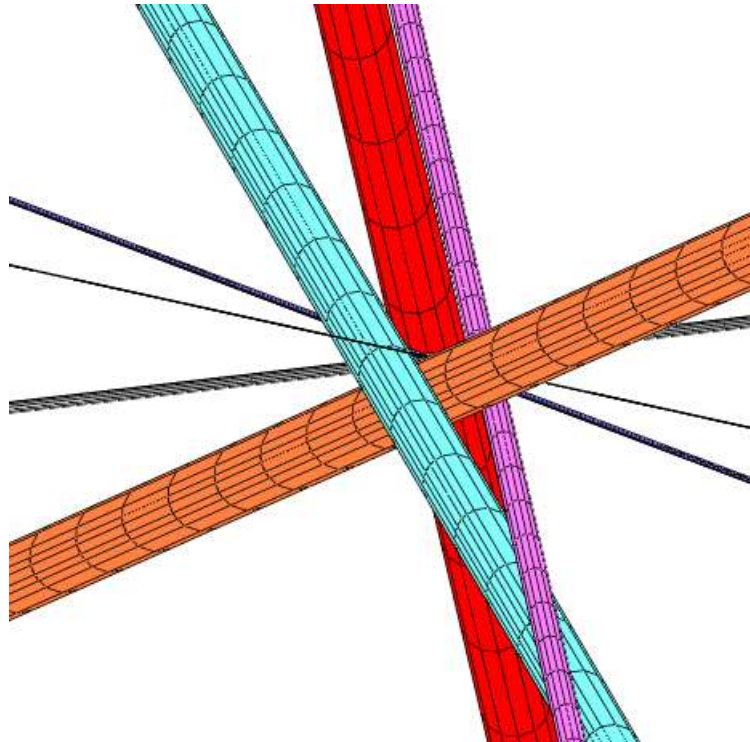
$$P = \begin{pmatrix} 0 & -1 & -1 & -1 & 1 & -1 & 1 \\ -1 & 0 & -1 & -1 & -1 & 1 & 1 \\ -1 & -1 & 0 & -1 & 1 & -1 & -1 \\ -1 & -1 & -1 & 0 & -1 & 1 & -1 \\ 1 & -1 & 1 & -1 & 0 & 1 & -1 \\ -1 & 1 & -1 & 1 & 1 & 0 & 1 \\ 1 & 1 & -1 & -1 & -1 & 1 & 0 \end{pmatrix}$$

$$R = \begin{pmatrix} 0 & 1 & 1 & 1 & 4 & 4 & 1 \\ 0 & 0 & 0 & 0 & 0 & 0 & 0 \\ 4 & 4 & 0 & 5 & 5 & 3 & 3 \\ 2 & 3 & 2 & 0 & 2 & 6 & 3 \\ 0 & 0 & 0 & 0 & 0 & 0 & 0 \\ 0 & 0 & 0 & 0 & 0 & 0 & 0 \\ 2 & 6 & 3 & 2 & 3 & 2 & 0 \end{pmatrix}$$

$$|P| = -102$$

$$\mathfrak{I}(P, R) = 15.8468899522$$

$$\mathfrak{I}(-P, R) = 11.5885167464$$



Appendix 4

7-cross

Configuration label m102a

$$\begin{pmatrix} \text{orange} \\ \text{red} \\ \text{blue} \\ \text{green} \\ \text{cyan} \\ \text{magenta} \\ \text{gray} \end{pmatrix} \begin{pmatrix} 0 & 0 & 0 & 1 \\ t1 & p1 & z1 & r1 \\ t2 & p2 & z2 & r2 \\ t3 & p3 & z3 & r3 \\ t4 & p4 & z4 & r4 \\ t5 & p5 & z5 & r5 \\ t6 & p6 & z6 & r6 \end{pmatrix} = \begin{pmatrix} 0 & 0 & 0 & 1 \\ 3.5440303969 & 3.1415926536 & 0 & 1 \\ 5.7471769155 & 15.6193882575 & -7.1037232467 & 0.076893307 \\ 3.4005236076 & 15.2554055886 & -9.814056102 & 0.0100000003 \\ 3.3054179744 & 11.0034036665 & 3.7627838767 & 1 \\ 5.6279326552 & 3.9803795596 & -8.1373582104 & 0.3865582497 \\ 2.9380161855 & 2.6580593753 & -4.2252770734 & 0.1573134123 \end{pmatrix}$$

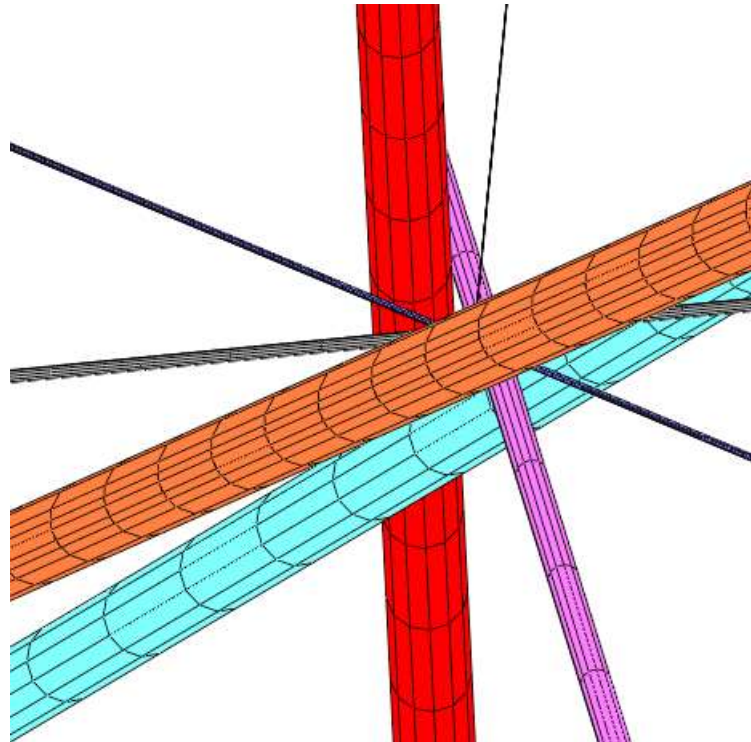
$$P = \begin{pmatrix} 0 & -1 & -1 & -1 & -1 & -1 & 1 \\ -1 & 0 & -1 & -1 & 1 & 1 & 1 \\ -1 & -1 & 0 & -1 & -1 & -1 & -1 \\ -1 & -1 & -1 & 0 & 1 & 1 & -1 \\ -1 & 1 & -1 & 1 & 0 & -1 & 1 \\ -1 & 1 & -1 & 1 & -1 & 0 & 1 \\ 1 & 1 & -1 & -1 & 1 & 1 & 0 \end{pmatrix}$$

$$R = \begin{pmatrix} 0 & 0 & 0 & 0 & 0 & 0 & 0 \\ 0 & 0 & 0 & 0 & 0 & 0 & 0 \\ 4 & 1 & 0 & 4 & 1 & 1 & 1 \\ 3 & 4 & 3 & 0 & 4 & 5 & 5 \\ 0 & 0 & 0 & 0 & 0 & 0 & 0 \\ 2 & 2 & 3 & 2 & 6 & 0 & 3 \\ 1 & 4 & 4 & 1 & 1 & 1 & 0 \end{pmatrix}$$

$$|P| = -102$$

$$\mathcal{I}(P, R) = 13.7023809524$$

$$\mathcal{I}(-P, R) = 17.4365079365$$



Appendix 4

7-cross

Configuration label b46

$$\begin{pmatrix} \text{orange} \\ \text{red} \\ \text{blue} \\ \text{green} \\ \text{cyan} \\ \text{magenta} \\ \text{gray} \end{pmatrix} \begin{pmatrix} 0 & 0 & 0 & 1 \\ t1 & p1 & z1 & r1 \\ t2 & p2 & z2 & r2 \\ t3 & p3 & z3 & r3 \\ t4 & p4 & z4 & r4 \\ t5 & p5 & z5 & r5 \\ t6 & p6 & z6 & r6 \end{pmatrix} = \begin{pmatrix} 0 & 0 & 0 & 1 \\ 0.1340386074 & 3.1415926536 & 0 & 1.9968460919 \\ 0.9885304709 & 2.6525356045 & 52.4184492388 & 5.2372850077 \\ 2.8887794876 & 1.2007796362 & 19.9435158464 & 6.5161684705 \\ 2.8781560166 & 4.1485778781 & -52.814659394 & 20.552226246 \\ 3.0594316634 & 4.0554068157 & -89.7093523806 & 0.1986672299 \\ 2.9356002757 & 3.083593533 & -83.933833203 & 0.1986672299 \end{pmatrix}$$

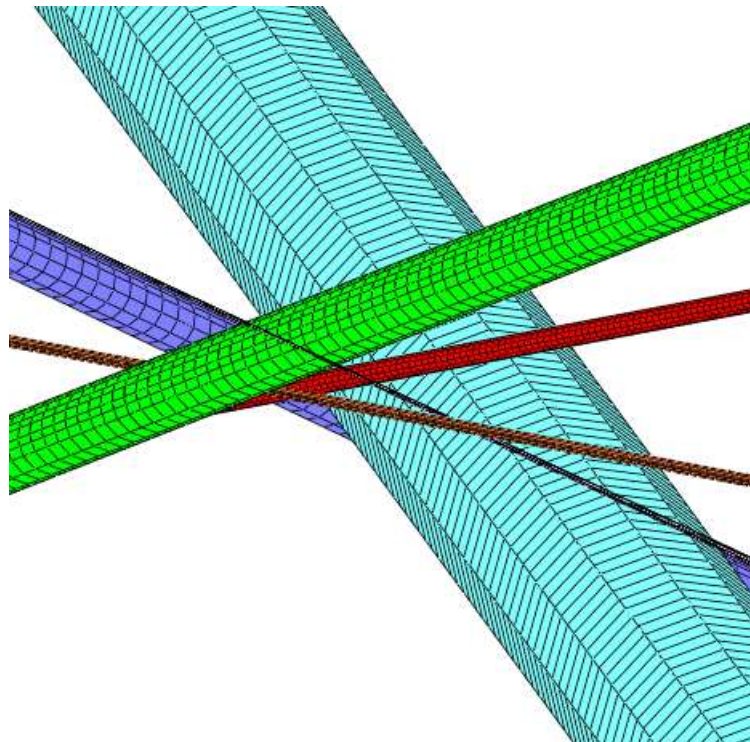
$$P = \begin{pmatrix} 0 & 1 & 1 & 1 & 1 & 1 & 1 \\ 1 & 0 & 1 & 1 & 1 & 1 & -1 \\ 1 & 1 & 0 & -1 & 1 & 1 & 1 \\ 1 & 1 & -1 & 0 & -1 & -1 & 1 \\ 1 & 1 & 1 & -1 & 0 & -1 & -1 \\ 1 & 1 & 1 & -1 & -1 & 0 & -1 \\ 1 & -1 & 1 & 1 & -1 & -1 & 0 \end{pmatrix}$$

$$R = \begin{pmatrix} 0 & 0 & 0 & 0 & 0 & 0 & 0 \\ 4 & 0 & 4 & 4 & 4 & 4 & 4 \\ 0 & 0 & 0 & 0 & 0 & 0 & 0 \\ 1 & 1 & 4 & 0 & 1 & 1 & 4 \\ 0 & 0 & 0 & 0 & 0 & 0 & 0 \\ 2 & 2 & 2 & 3 & 6 & 0 & 3 \\ 0 & 0 & 0 & 0 & 0 & 0 & 0 \end{pmatrix}$$

$$|P| = -102$$

$$\mathcal{I}(P, R) = 14.2941176471$$

$$\mathcal{I}(-P, R) = 10.0588235294$$



Appendix 4

7-cross

Configuration label b16

$$\begin{pmatrix} \text{orange} \\ \text{red} \\ \text{blue} \\ \text{green} \\ \text{cyan} \\ \text{magenta} \\ \text{gray} \end{pmatrix} \begin{pmatrix} 0 & 0 & 0 & 1 \\ t1 & p1 & z1 & r1 \\ t2 & p2 & z2 & r2 \\ t3 & p3 & z3 & r3 \\ t4 & p4 & z4 & r4 \\ t5 & p5 & z5 & r5 \\ t6 & p6 & z6 & r6 \end{pmatrix} = \begin{pmatrix} 0 & 0 & 0 & 1 \\ 0.8717111429 & 3.1415926536 & 0 & 2.622778505 \\ 0.329915725 & 0.677678256 & -60.7164431818 & 1.8250221354 \\ 2.9027654612 & 2.2778554462 & -34.3392956757 & 3.2632301993 \\ 2.7883138829 & 4.3693470432 & -34.9016969514 & 10.292343676 \\ 2.9462904054 & 4.0212968595 & -40.5582445842 & 0.0994905069 \\ -2.8016995043 & 0.5026702018 & -54.8335299675 & 0.0994905069 \end{pmatrix}$$

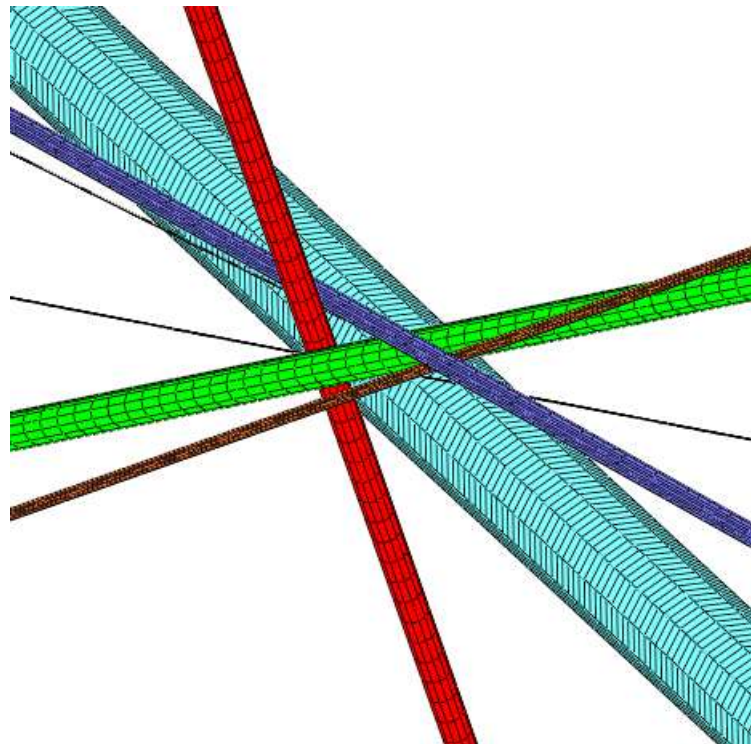
$$P = \begin{pmatrix} 0 & 1 & 1 & 1 & 1 & 1 & -1 \\ 1 & 0 & -1 & -1 & 1 & 1 & 1 \\ 1 & -1 & 0 & -1 & 1 & -1 & -1 \\ 1 & -1 & -1 & 0 & -1 & -1 & 1 \\ 1 & 1 & 1 & -1 & 0 & -1 & -1 \\ 1 & 1 & -1 & -1 & -1 & 0 & -1 \\ -1 & 1 & -1 & 1 & -1 & -1 & 0 \end{pmatrix}$$

$$R = \begin{pmatrix} 0 & 4 & 4 & 4 & 4 & 4 & 4 \\ 0 & 0 & 0 & 0 & 0 & 0 & 0 \\ 0 & 0 & 0 & 0 & 0 & 0 & 0 \\ 2 & 6 & 3 & 0 & 2 & 2 & 3 \\ 0 & 0 & 0 & 0 & 0 & 0 & 0 \\ 2 & 2 & 2 & 3 & 6 & 0 & 3 \\ 3 & 2 & 6 & 3 & 2 & 2 & 0 \end{pmatrix}$$

$$|P| = -102$$

$$\mathcal{I}(P, R) = 17.4590909091$$

$$\mathcal{I}(-P, R) = 12.2227272727$$



Appendix 4

7-cross

Configuration label b14

$$\begin{pmatrix} \text{orange} \\ \text{red} \\ \text{blue} \\ \text{green} \\ \text{cyan} \\ \text{magenta} \\ \text{gray} \end{pmatrix} \begin{pmatrix} 0 & 0 & 0 & 1 \\ t1 & p1 & z1 & r1 \\ t2 & p2 & z2 & r2 \\ t3 & p3 & z3 & r3 \\ t4 & p4 & z4 & r4 \\ t5 & p5 & z5 & r5 \\ t6 & p6 & z6 & r6 \end{pmatrix} = \begin{pmatrix} 0 & 0 & 0 & 1 \\ 0.8717111471 & 3.1415926536 & 0 & 2.622778505 \\ 2.9027654618 & 2.277855447 & -34.3392957179 & 3.2632301993 \\ -0.1688253538 & 4.1326812482 & -43.3563839515 & 0.2380244433 \\ 2.7883138827 & 4.3693470416 & -34.9016969488 & 10.292343676 \\ 2.9462904052 & 4.0212968579 & -40.5582445818 & 0.0994905069 \\ -2.8016995041 & 0.5026702006 & -54.8335299685 & 0.0994905069 \end{pmatrix}$$

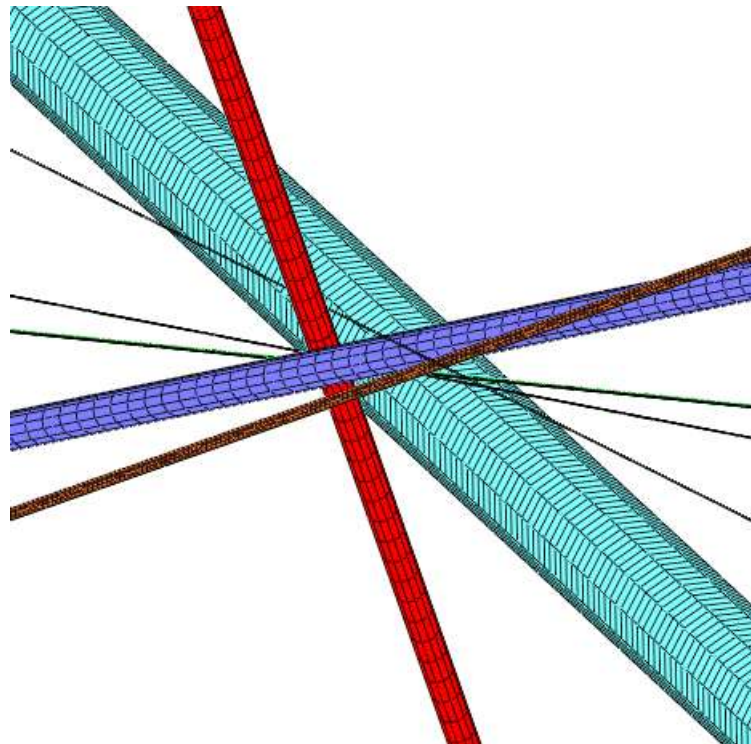
$$P = \begin{pmatrix} 0 & 1 & 1 & -1 & 1 & 1 & -1 \\ 1 & 0 & -1 & -1 & 1 & 1 & 1 \\ 1 & -1 & 0 & 1 & -1 & -1 & 1 \\ -1 & -1 & 1 & 0 & 1 & -1 & -1 \\ 1 & 1 & -1 & 1 & 0 & -1 & -1 \\ 1 & 1 & -1 & -1 & -1 & 0 & -1 \\ -1 & 1 & 1 & -1 & -1 & -1 & 0 \end{pmatrix}$$

$$R = \begin{pmatrix} 0 & 3 & 3 & 2 & 2 & 2 & 6 \\ 0 & 0 & 0 & 0 & 0 & 0 & 0 \\ 1 & 4 & 0 & 1 & 1 & 1 & 4 \\ 1 & 1 & 4 & 0 & 4 & 1 & 1 \\ 0 & 0 & 0 & 0 & 0 & 0 & 0 \\ 4 & 5 & 3 & 4 & 5 & 0 & 3 \\ 0 & 0 & 0 & 0 & 0 & 0 & 0 \end{pmatrix}$$

$$|P| = -102$$

$$\mathcal{I}(P,R) = 14.7299270073$$

$$\mathcal{I}(-P,R) = 8.598540146$$



Appendix 4

7-cross

Configuration label x66e

$$\begin{pmatrix} \text{orange} \\ \text{red} \\ \text{blue} \\ \text{green} \\ \text{cyan} \\ \text{magenta} \\ \text{gray} \end{pmatrix} \begin{pmatrix} 0 & 0 & 0 & 1 \\ t1 & p1 & z1 & r1 \\ t2 & p2 & z2 & r2 \\ t3 & p3 & z3 & r3 \\ t4 & p4 & z4 & r4 \\ t5 & p5 & z5 & r5 \\ t6 & p6 & z6 & r6 \end{pmatrix} = \begin{pmatrix} 0 & 0 & 0 & 1 \\ 2.9924740175 & 3.1415926536 & 0 & 1.4786146441 \\ 2.8641954569 & 7.3554023648 & 8.3378482046 & 7.3883176609 \\ 1.8406812984 & 2.0063164249 & -10.4991508345 & 0.2212795487 \\ 1.2637301239 & 5.2421060448 & -4.3385055165 & 9.6314725076 \\ 3.387731002 & -2.6084354634 & -6.8881558748 & 0.1111150205 \\ 1.9513737611 & 3.8856365257 & -11.1174625263 & 0.222934851 \end{pmatrix}$$

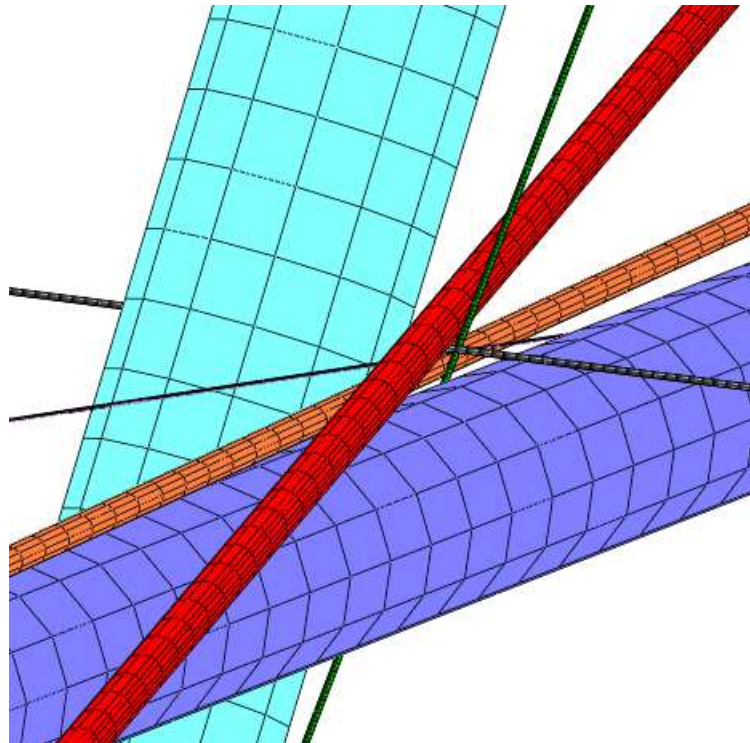
$$P = \begin{pmatrix} 0 & 1 & 1 & 1 & 1 & -1 & 1 \\ 1 & 0 & -1 & -1 & -1 & -1 & 1 \\ 1 & -1 & 0 & 1 & -1 & -1 & -1 \\ 1 & -1 & 1 & 0 & 1 & -1 & -1 \\ 1 & -1 & -1 & 1 & 0 & -1 & -1 \\ -1 & -1 & -1 & -1 & -1 & 0 & -1 \\ 1 & 1 & -1 & -1 & -1 & -1 & 0 \end{pmatrix}$$

$$R = \begin{pmatrix} 0 & 2 & 3 & 3 & 6 & 2 & 2 \\ 0 & 0 & 0 & 0 & 0 & 0 & 0 \\ 0 & 0 & 0 & 0 & 0 & 0 & 0 \\ 1 & 1 & 4 & 0 & 1 & 4 & 1 \\ 0 & 0 & 0 & 0 & 0 & 0 & 0 \\ 4 & 4 & 3 & 3 & 5 & 0 & 5 \\ 1 & 4 & 1 & 4 & 1 & 1 & 0 \end{pmatrix}$$

$$|P| = 66$$

$$I_3(P, R) = 15.3210526316$$

$$I_3(-P, R) = 16.0052631579$$



Appendix 4

7-cross

Configuration label x66a

$$\begin{pmatrix} \text{orange} \\ \text{red} \\ \text{blue} \\ \text{green} \\ \text{cyan} \\ \text{magenta} \\ \text{gray} \end{pmatrix} \begin{pmatrix} 0 & 0 & 0 & 1 \\ t1 & p1 & z1 & r1 \\ t2 & p2 & z2 & r2 \\ t3 & p3 & z3 & r3 \\ t4 & p4 & z4 & r4 \\ t5 & p5 & z5 & r5 \\ t6 & p6 & z6 & r6 \end{pmatrix} = \begin{pmatrix} 0 & 0 & 0 & 1 \\ -0.1843182352 & 3.1415926536 & 0 & 1.0189129916 \\ -0.0680640543 & 2.1012853513 & 4.4336779695 & 0.3463609234 \\ -0.1860966076 & -9.0412689873 & -8.6924684197 & 0.0100000003 \\ -2.5141106395 & -5.2220080312 & 2.2274924329 & 1.0075645913 \\ -2.7983081394 & 1.248594993 & -3.6430161967 & 0.3976220892 \\ -0.4456803977 & -2.8204972344 & -3.69006024 & 0.0461278404 \end{pmatrix}$$

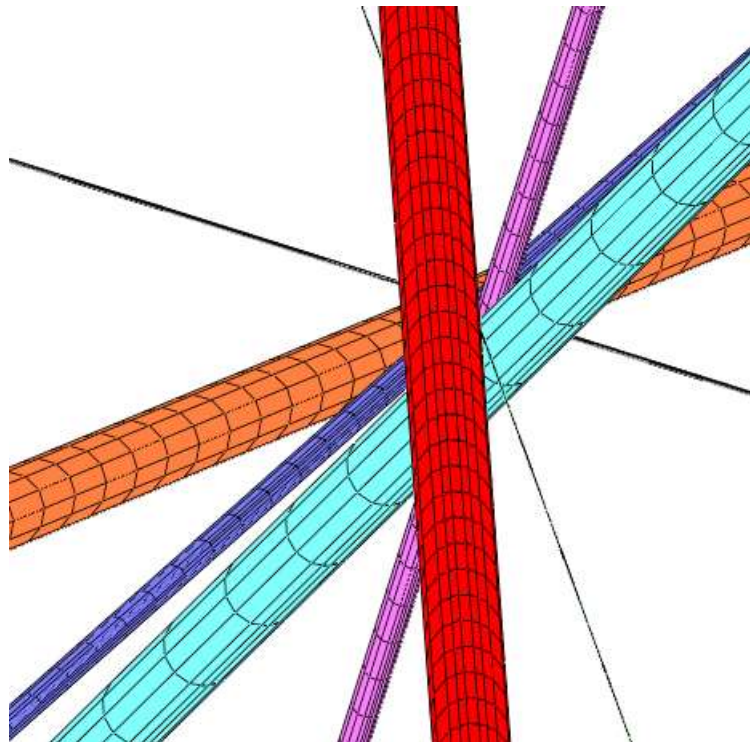
$$P = \begin{pmatrix} 0 & -1 & -1 & -1 & -1 & -1 & -1 \\ -1 & 0 & -1 & 1 & -1 & -1 & 1 \\ -1 & -1 & 0 & -1 & -1 & -1 & -1 \\ -1 & 1 & -1 & 0 & -1 & -1 & 1 \\ -1 & -1 & -1 & -1 & 0 & 1 & 1 \\ -1 & -1 & -1 & -1 & 1 & 0 & 1 \\ -1 & 1 & -1 & 1 & 1 & 1 & 0 \end{pmatrix}$$

$$R = \begin{pmatrix} 0 & 0 & 0 & 0 & 0 & 0 & 0 \\ 0 & 0 & 0 & 0 & 0 & 0 & 0 \\ 6 & 2 & 0 & 2 & 3 & 3 & 2 \\ 1 & 4 & 1 & 0 & 1 & 4 & 1 \\ 0 & 0 & 0 & 0 & 0 & 0 & 0 \\ 1 & 1 & 1 & 1 & 4 & 0 & 4 \\ 3 & 2 & 3 & 6 & 2 & 2 & 0 \end{pmatrix}$$

$$|P| = 66$$

$$\mathcal{I}(P, R) = 11.2810810811$$

$$\mathcal{I}(-P, R) = 21.6324324324$$



Appendix 4

7-cross

Configuration label a2466

$$\begin{pmatrix} \text{orange} \\ \text{red} \\ \text{blue} \\ \text{green} \\ \text{cyan} \\ \text{magenta} \\ \text{gray} \end{pmatrix} \begin{pmatrix} 0 & 0 & 0 & 1 \\ t1 & p1 & z1 & r1 \\ t2 & p2 & z2 & r2 \\ t3 & p3 & z3 & r3 \\ t4 & p4 & z4 & r4 \\ t5 & p5 & z5 & r5 \\ t6 & p6 & z6 & r6 \end{pmatrix} = \begin{pmatrix} 0 & 0 & 0 & 1 \\ -0.1854553046 & 3.1415926536 & 0 & 1 \\ -0.4244741528 & -9.159486875 & -4.1448223267 & 0.076893307 \\ -0.1859509103 & -9.0405410392 & -8.6489347965 & 0.0100000003 \\ -2.517183213 & -5.217042289 & 2.1813793581 & 1 \\ -2.8053153235 & 1.2526740191 & -3.7573092457 & 0.3865582497 \\ -0.440747322 & -2.833803516 & -3.7692828392 & 0.0547217375 \end{pmatrix}$$

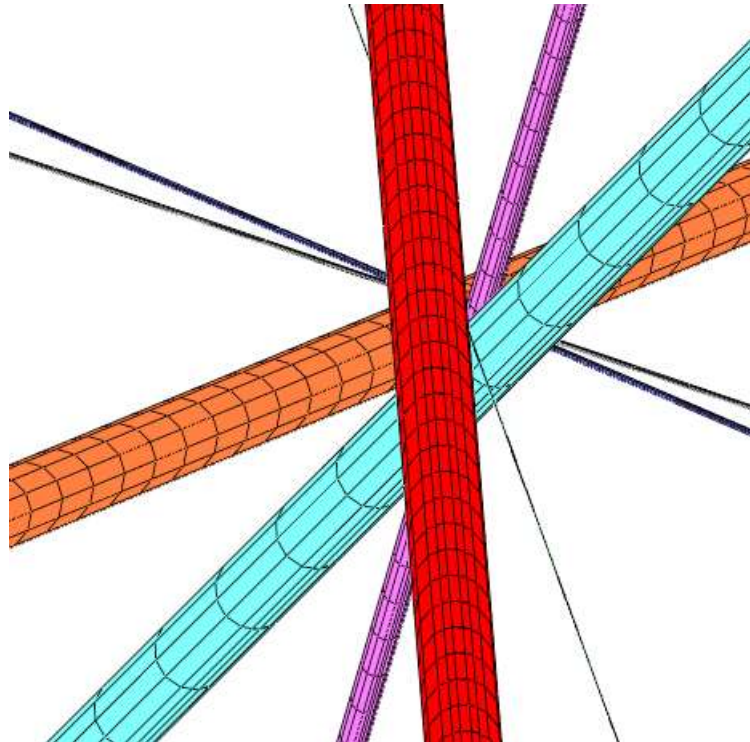
$$P = \begin{pmatrix} 0 & -1 & -1 & -1 & -1 & -1 & -1 \\ -1 & 0 & 1 & 1 & -1 & -1 & 1 \\ -1 & 1 & 0 & 1 & 1 & 1 & -1 \\ -1 & 1 & 1 & 0 & -1 & -1 & 1 \\ -1 & -1 & 1 & -1 & 0 & 1 & 1 \\ -1 & -1 & 1 & -1 & 1 & 0 & 1 \\ -1 & 1 & -1 & 1 & 1 & 1 & 0 \end{pmatrix}$$

$$R = \begin{pmatrix} 0 & 0 & 0 & 0 & 0 & 0 & 0 \\ 0 & 0 & 0 & 0 & 0 & 0 & 0 \\ 4 & 1 & 0 & 4 & 1 & 1 & 1 \\ 1 & 4 & 1 & 0 & 1 & 4 & 1 \\ 0 & 0 & 0 & 0 & 0 & 0 & 0 \\ 2 & 2 & 3 & 2 & 6 & 0 & 3 \\ 4 & 4 & 5 & 5 & 3 & 3 & 0 \end{pmatrix}$$

$$|P| = 66$$

$$\mathfrak{I}(P, R) = 19.05907173$$

$$\mathfrak{I}(-P, R) = 10.4810126582$$



Appendix 4

7-cross

Configuration label m54f

$$\begin{pmatrix} \text{orange} \\ \text{red} \\ \text{blue} \\ \text{green} \\ \text{cyan} \\ \text{magenta} \\ \text{gray} \end{pmatrix} \begin{pmatrix} 0 & 0 & 0 & 1 \\ t1 & p1 & z1 & r1 \\ t2 & p2 & z2 & r2 \\ t3 & p3 & z3 & r3 \\ t4 & p4 & z4 & r4 \\ t5 & p5 & z5 & r5 \\ t6 & p6 & z6 & r6 \end{pmatrix} = \begin{pmatrix} 0 & 0 & 0 & 1 \\ 0.6472961325 & 3.1415926536 & 0 & 2.9301926741 \\ 2.1491323697 & 5.5928790695 & -1.5959129161 & 0.0100000015 \\ 2.3225368105 & 6.4596268383 & -2.6234027808 & 0.1901390518 \\ 2.261690526 & 5.9173285848 & -0.2860402847 & 0.8720483684 \\ -2.2777091438 & 9.1288097702 & -2.6653696393 & 0.0240152272 \\ 0.8289710387 & 2.8341073902 & -2.9409455479 & 0.0100000003 \end{pmatrix}$$

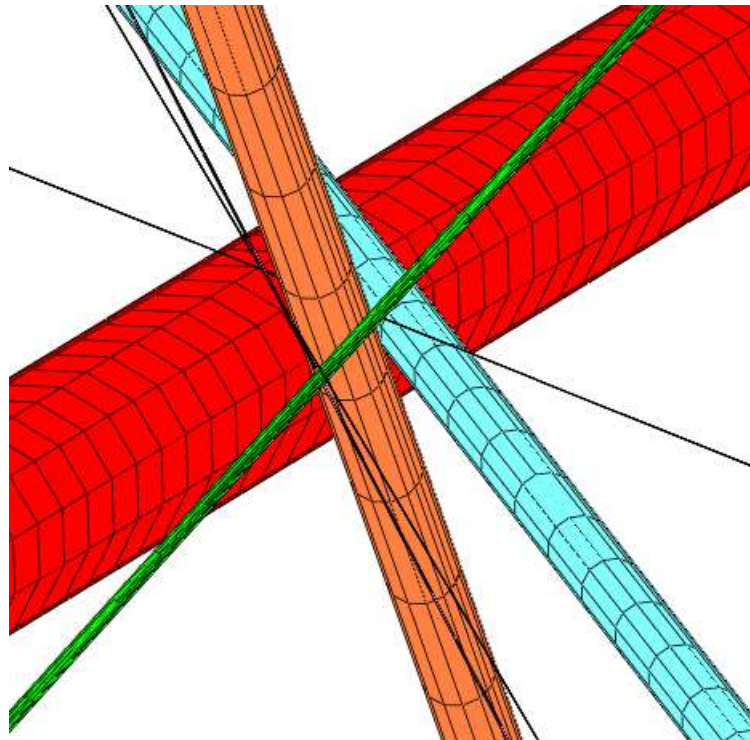
$$P = \begin{pmatrix} 0 & 1 & 1 & 1 & 1 & -1 & 1 \\ 1 & 0 & 1 & 1 & 1 & 1 & -1 \\ 1 & 1 & 0 & 1 & -1 & 1 & 1 \\ 1 & 1 & 1 & 0 & 1 & 1 & 1 \\ 1 & 1 & -1 & 1 & 0 & 1 & 1 \\ -1 & 1 & 1 & 1 & 1 & 0 & 1 \\ 1 & -1 & 1 & 1 & 1 & 1 & 0 \end{pmatrix}$$

$$R = \begin{pmatrix} 0 & 2 & 3 & 6 & 3 & 2 & 2 \\ 0 & 0 & 0 & 0 & 0 & 0 & 0 \\ 2 & 2 & 0 & 3 & 6 & 3 & 2 \\ 0 & 0 & 0 & 0 & 0 & 0 & 0 \\ 0 & 0 & 0 & 0 & 0 & 0 & 0 \\ 4 & 4 & 3 & 5 & 3 & 0 & 5 \\ 1 & 4 & 4 & 1 & 1 & 1 & 0 \end{pmatrix}$$

$$|P| = -54$$

$$I_3(P, R) = 3.5344827586$$

$$I_3(-P, R) = 25.8218390805$$



Appendix 4

7-cross

Configuration label x42ae

$$\begin{pmatrix} \text{orange} \\ \text{red} \\ \text{blue} \\ \text{green} \\ \text{cyan} \\ \text{magenta} \\ \text{gray} \end{pmatrix} \begin{pmatrix} 0 & 0 & 0 & 1 \\ t1 & p1 & z1 & r1 \\ t2 & p2 & z2 & r2 \\ t3 & p3 & z3 & r3 \\ t4 & p4 & z4 & r4 \\ t5 & p5 & z5 & r5 \\ t6 & p6 & z6 & r6 \end{pmatrix} = \begin{pmatrix} 0 & 0 & 0 & 1 \\ 2.4142965242 & 3.1415926536 & 0 & 1.0390205538 \\ 0.8306242378 & 4.7367811146 & -1.1792131003 & 0.0248835651 \\ 0.627524572 & 2.2448831596 & -7.1329308345 & 2.0587981649 \\ -0.9963787786 & 7.5828197129 & 1.3630038368 & 0.2705394048 \\ 2.3583918484 & 2.9174220888 & -2.2925037608 & 0.5352455258 \\ 0.7829673211 & 4.7272731801 & -0.9926218892 & 0.0100000002 \end{pmatrix}$$

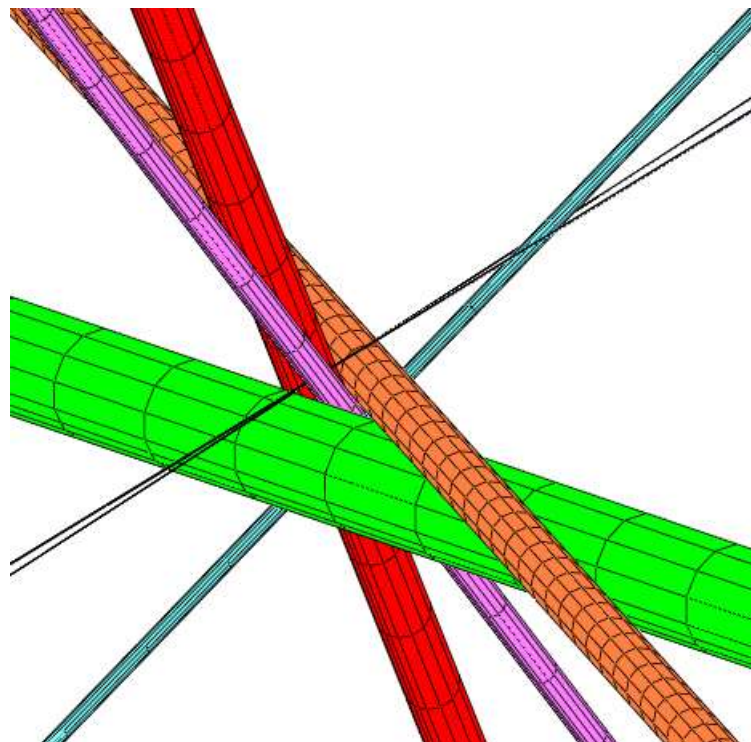
$$P = \begin{pmatrix} 0 & 1 & 1 & 1 & -1 & 1 & 1 \\ 1 & 0 & 1 & -1 & 1 & -1 & 1 \\ 1 & 1 & 0 & 1 & 1 & -1 & 1 \\ 1 & -1 & 1 & 0 & -1 & -1 & 1 \\ -1 & 1 & 1 & -1 & 0 & -1 & -1 \\ 1 & -1 & -1 & -1 & -1 & 0 & -1 \\ 1 & 1 & 1 & 1 & -1 & -1 & 0 \end{pmatrix}$$

$$R = \begin{pmatrix} 0 & 2 & 3 & 2 & 6 & 2 & 3 \\ 0 & 0 & 0 & 0 & 0 & 0 & 0 \\ 1 & 4 & 0 & 1 & 1 & 4 & 1 \\ 0 & 0 & 0 & 0 & 0 & 0 & 0 \\ 0 & 0 & 0 & 0 & 0 & 0 & 0 \\ 4 & 1 & 1 & 4 & 1 & 0 & 1 \\ 3 & 5 & 5 & 4 & 3 & 4 & 0 \end{pmatrix}$$

$|P| = 42$

$B(P,R) = 11.375$

$B(-P,R) = 17.9017857143$



Appendix 4

7-cross

Configuration label mc78

$$\begin{pmatrix} \text{orange} \\ \text{red} \\ \text{blue} \\ \text{green} \\ \text{cyan} \\ \text{magenta} \\ \text{gray} \end{pmatrix} \begin{pmatrix} 0 & 0 & 0 & 1 \\ t1 & p1 & z1 & r1 \\ t2 & p2 & z2 & r2 \\ t3 & p3 & z3 & r3 \\ t4 & p4 & z4 & r4 \\ t5 & p5 & z5 & r5 \\ t6 & p6 & z6 & r6 \end{pmatrix} = \begin{pmatrix} 0 & 0 & 0 & 1 \\ 1.7791353451 & 3.1415926536 & 0 & 1.1253423662 \\ 1.1045727356 & 3.5880740918 & 4.3279705041 & 0.8522641276 \\ 2.8123571293 & 5.8063838647 & -11.9983435684 & 1.1253423662 \\ 1.760000576 & 4.2074378441 & 1.8067540017 & 1.1253423662 \\ 1.889392027 & 3.6971267403 & -9.3268299421 & 8.2294935906 \\ 0.3595967769 & 3.2439749608 & -7.4368784089 & 0.1345213406 \end{pmatrix}$$

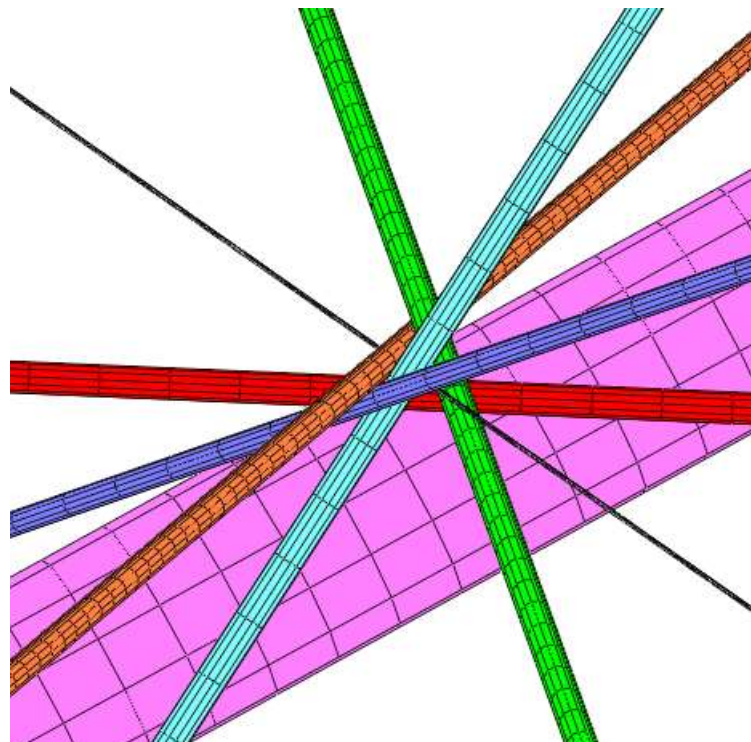
$$P = \begin{pmatrix} 0 & 1 & 1 & 1 & 1 & 1 & 1 \\ 1 & 0 & -1 & -1 & -1 & 1 & 1 \\ 1 & -1 & 0 & 1 & 1 & 1 & -1 \\ 1 & -1 & 1 & 0 & 1 & -1 & 1 \\ 1 & -1 & 1 & 1 & 0 & -1 & -1 \\ 1 & 1 & 1 & -1 & -1 & 0 & 1 \\ 1 & 1 & -1 & 1 & -1 & 1 & 0 \end{pmatrix}$$

$$R = \begin{pmatrix} 0 & 0 & 0 & 0 & 0 & 0 & 0 \\ 2 & 0 & 3 & 2 & 3 & 6 & 2 \\ 0 & 0 & 0 & 0 & 0 & 0 & 0 \\ 0 & 0 & 0 & 0 & 0 & 0 & 0 \\ 2 & 2 & 6 & 3 & 0 & 2 & 3 \\ 0 & 0 & 0 & 0 & 0 & 0 & 0 \\ 4 & 4 & 3 & 5 & 3 & 5 & 0 \end{pmatrix}$$

$|P| = 42$

$I_3(P, R) = 9.2857142857$

$I_3(-P, R) = 21.6857142857$



Appendix 4

7-cross

Configuration label mc67

$$\begin{pmatrix} \text{orange} \\ \text{red} \\ \text{blue} \\ \text{green} \\ \text{cyan} \\ \text{magenta} \\ \text{gray} \end{pmatrix} \begin{pmatrix} 0 & 0 & 0 & 1 \\ t1 & p1 & z1 & r1 \\ t2 & p2 & z2 & r2 \\ t3 & p3 & z3 & r3 \\ t4 & p4 & z4 & r4 \\ t5 & p5 & z5 & r5 \\ t6 & p6 & z6 & r6 \end{pmatrix} = \begin{pmatrix} 0 & 0 & 0 & 1 \\ 1.7791353468 & 3.1415926536 & 0 & 1.1253423662 \\ 1.104572737 & 3.5880740917 & 4.3279705027 & 0.8522641276 \\ 2.8123571291 & 5.8063838647 & -11.9983435697 & 1.1253423662 \\ 1.7600005788 & 4.2074378446 & 1.8067539969 & 1.1253423662 \\ 0.2532166103 & 1.5014296653 & -14.346597525 & 0.3941363942 \\ 0.3595967772 & 3.2439749608 & -7.4368784066 & 0.1345213406 \end{pmatrix}$$

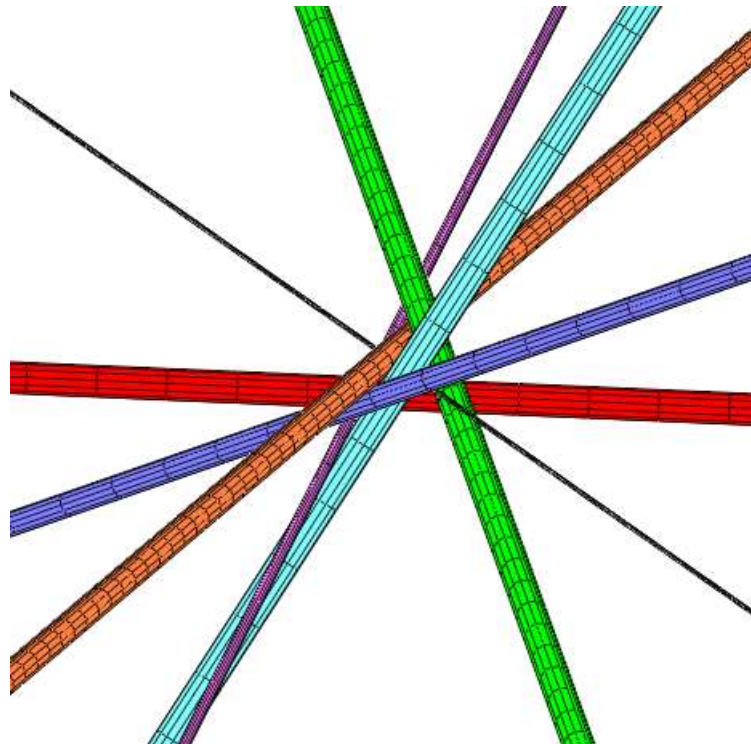
$$P = \begin{pmatrix} 0 & 1 & 1 & 1 & 1 & 1 & 1 \\ 1 & 0 & -1 & -1 & -1 & -1 & 1 \\ 1 & -1 & 0 & 1 & 1 & -1 & -1 \\ 1 & -1 & 1 & 0 & 1 & 1 & 1 \\ 1 & -1 & 1 & 1 & 0 & 1 & -1 \\ 1 & -1 & -1 & 1 & 1 & 0 & 1 \\ 1 & 1 & -1 & 1 & -1 & 1 & 0 \end{pmatrix}$$

$$R = \begin{pmatrix} 0 & 1 & 1 & 4 & 1 & 4 & 1 \\ 2 & 0 & 3 & 2 & 3 & 6 & 2 \\ 0 & 0 & 0 & 0 & 0 & 0 & 0 \\ 0 & 0 & 0 & 0 & 0 & 0 & 0 \\ 2 & 2 & 6 & 3 & 0 & 2 & 3 \\ 0 & 0 & 0 & 0 & 0 & 0 & 0 \\ 1 & 4 & 1 & 4 & 1 & 1 & 0 \end{pmatrix}$$

$$|P| = 42$$

$$\mathfrak{I}(P, R) = 10.188976378$$

$$\mathfrak{I}(-P, R) = 17.8897637795$$



Appendix 4

7-cross

Configuration label md26

$$\begin{pmatrix} \text{orange} \\ \text{red} \\ \text{blue} \\ \text{green} \\ \text{cyan} \\ \text{magenta} \\ \text{gray} \end{pmatrix} \begin{pmatrix} 0 & 0 & 0 & 1 \\ t1 & p1 & z1 & r1 \\ t2 & p2 & z2 & r2 \\ t3 & p3 & z3 & r3 \\ t4 & p4 & z4 & r4 \\ t5 & p5 & z5 & r5 \\ t6 & p6 & z6 & r6 \end{pmatrix} = \begin{pmatrix} 0 & 0 & 0 & 1 \\ 1.4938459348 & 3.1415926536 & 0 & 0.7245086968 \\ 1.891605667 & 5.2820656512 & -4.6814126592 & 2.7041739475 \\ 1.4042016163 & 3.9974002189 & -1.2778361881 & 0.7245086968 \\ 1.9852175057 & 0.5477517437 & -1.0697988026 & 3.0091345213 \\ 0.7745288109 & 1.5365412255 & -4.0396665488 & 0.7245086969 \\ 1.0529825428 & 3.1921243627 & -3.0478713856 & 0.1548918413 \end{pmatrix}$$

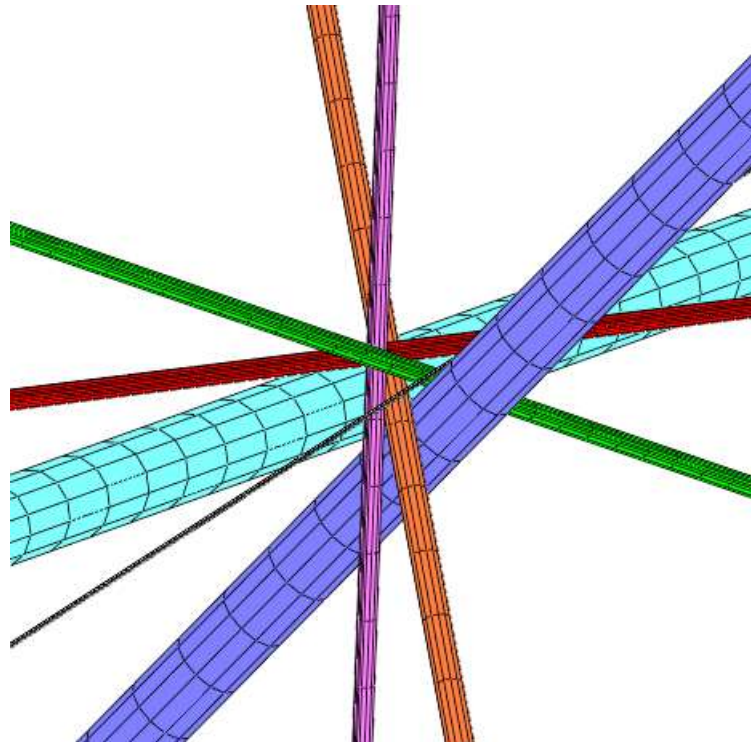
$$P = \begin{pmatrix} 0 & 1 & 1 & 1 & 1 & 1 & 1 \\ 1 & 0 & 1 & 1 & -1 & -1 & 1 \\ 1 & 1 & 0 & 1 & -1 & 1 & 1 \\ 1 & 1 & 1 & 0 & -1 & 1 & -1 \\ 1 & -1 & -1 & -1 & 0 & 1 & 1 \\ 1 & -1 & 1 & 1 & 1 & 0 & 1 \\ 1 & 1 & 1 & -1 & 1 & 1 & 0 \end{pmatrix}$$

$$R = \begin{pmatrix} 0 & 3 & 5 & 4 & 5 & 4 & 3 \\ 0 & 0 & 0 & 0 & 0 & 0 & 0 \\ 0 & 0 & 0 & 0 & 0 & 0 & 0 \\ 2 & 6 & 3 & 0 & 2 & 2 & 3 \\ 0 & 0 & 0 & 0 & 0 & 0 & 0 \\ 1 & 1 & 1 & 1 & 4 & 0 & 4 \\ 1 & 4 & 4 & 1 & 1 & 1 & 0 \end{pmatrix}$$

$$|P| = 42$$

$$I_3(P, R) = 0.598540146$$

$$I_3(-P, R) = 22.7299270073$$



Appendix 4

7-cross

Configuration label d46

$$\begin{pmatrix} \text{orange} \\ \text{red} \\ \text{blue} \\ \text{green} \\ \text{cyan} \\ \text{magenta} \\ \text{gray} \end{pmatrix} \begin{pmatrix} 0 & 0 & 0 & 1 \\ t1 & p1 & z1 & r1 \\ t2 & p2 & z2 & r2 \\ t3 & p3 & z3 & r3 \\ t4 & p4 & z4 & r4 \\ t5 & p5 & z5 & r5 \\ t6 & p6 & z6 & r6 \end{pmatrix} = \begin{pmatrix} 0 & 0 & 0 & 1 \\ 0.9071368704 & 3.1415926536 & 0 & 0.4424161588 \\ 1.6477467186 & 2.73193228 & 1.9436660558 & 0.7245086968 \\ 1.737391037 & 1.8761247147 & 0.6658298673 & 0.7245086968 \\ -1.9852175055 & 5.3257731899 & 0.8738672531 & 3.0091345213 \\ 2.3670638426 & 4.3369837082 & -2.0960004924 & 0.7245086969 \\ 2.0886101106 & 2.6814005709 & -1.1042053296 & 0.1548918413 \end{pmatrix}$$

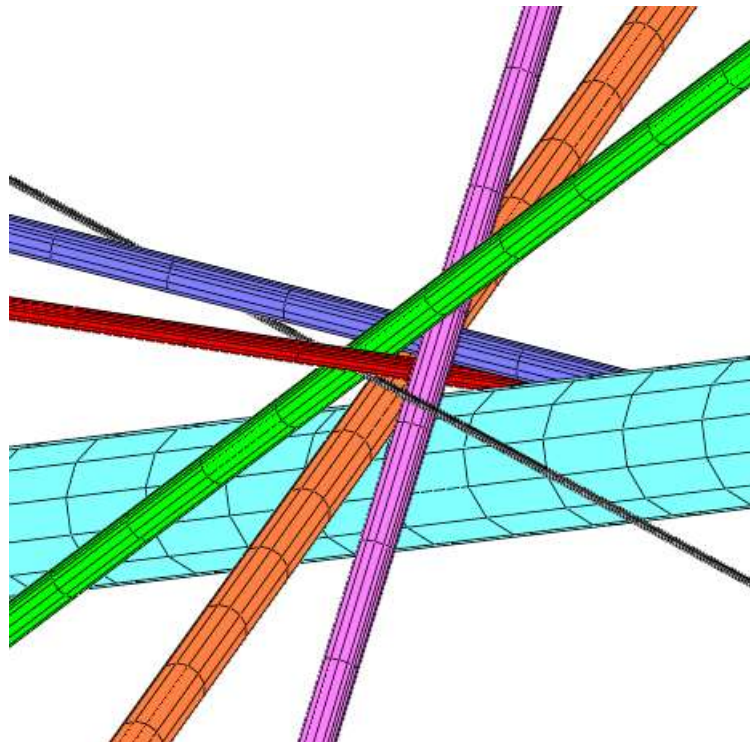
$$P = \begin{pmatrix} 0 & 1 & 1 & 1 & -1 & 1 & 1 \\ 1 & 0 & 1 & 1 & -1 & 1 & -1 \\ 1 & 1 & 0 & -1 & -1 & 1 & -1 \\ 1 & 1 & -1 & 0 & -1 & -1 & 1 \\ -1 & -1 & -1 & -1 & 0 & 1 & 1 \\ 1 & 1 & 1 & -1 & 1 & 0 & -1 \\ 1 & -1 & -1 & 1 & 1 & -1 & 0 \end{pmatrix}$$

$$R = \begin{pmatrix} 0 & 1 & 1 & 4 & 4 & 1 & 1 \\ 3 & 0 & 5 & 4 & 4 & 5 & 3 \\ 0 & 0 & 0 & 0 & 0 & 0 & 0 \\ 1 & 1 & 4 & 0 & 1 & 1 & 4 \\ 0 & 0 & 0 & 0 & 0 & 0 & 0 \\ 1 & 1 & 1 & 1 & 4 & 0 & 4 \\ 0 & 0 & 0 & 0 & 0 & 0 & 0 \end{pmatrix}$$

$$|P| = 42$$

$$I_3(P, R) = -5.0526315789$$

$$I_3(-P, R) = 26.6842105263$$



Appendix 4

7-cross

Configuration label d14

$$\begin{pmatrix} \text{orange} \\ \text{red} \\ \text{blue} \\ \text{green} \\ \text{cyan} \\ \text{magenta} \\ \text{gray} \end{pmatrix}
 \begin{pmatrix} 0 & 0 & 0 & 1 \\ t1 & p1 & z1 & r1 \\ t2 & p2 & z2 & r2 \\ t3 & p3 & z3 & r3 \\ t4 & p4 & z4 & r4 \\ t5 & p5 & z5 & r5 \\ t6 & p6 & z6 & r6 \end{pmatrix}
 =
 \begin{pmatrix} 0 & 0 & 0 & 1 \\ 0.8324454359 & 3.1415926536 & 0 & 1.6376180716 \\ 1.4390421887 & 2.4591034075 & -6.3139087372 & 1.6376180716 \\ -0.4975082062 & 5.3138676133 & -16.5868109729 & 3.8657118484 \\ -1.402980087 & 5.9879993996 & 3.0917189391 & 6.8015927119 \\ 1.8114013396 & 4.4425860304 & -3.3945233218 & 1.6376180718 \\ -1.2573334374 & 0.1491143695 & -7.4210428119 & 0.3501043943 \end{pmatrix}$$

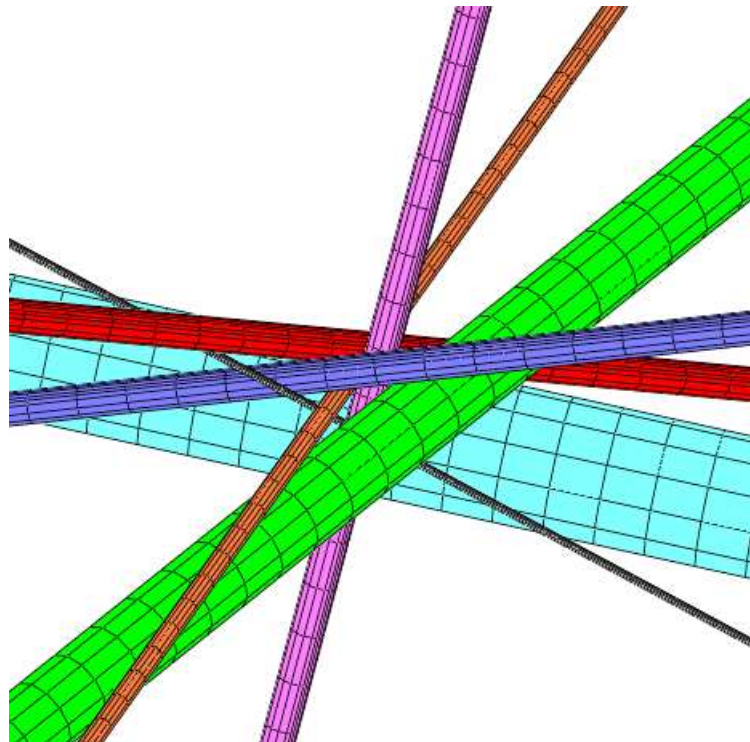
$$P = \begin{pmatrix} 0 & 1 & 1 & -1 & -1 & 1 & -1 \\ 1 & 0 & -1 & -1 & -1 & 1 & -1 \\ 1 & -1 & 0 & 1 & -1 & -1 & 1 \\ -1 & -1 & 1 & 0 & -1 & -1 & -1 \\ -1 & -1 & -1 & -1 & 0 & 1 & 1 \\ 1 & 1 & -1 & -1 & 1 & 0 & -1 \\ -1 & -1 & 1 & -1 & 1 & -1 & 0 \end{pmatrix}$$

$$R = \begin{pmatrix} 0 & 4 & 5 & 3 & 4 & 3 & 5 \\ 0 & 0 & 0 & 0 & 0 & 0 & 0 \\ 1 & 4 & 0 & 1 & 1 & 1 & 4 \\ 0 & 0 & 0 & 0 & 0 & 0 & 0 \\ 0 & 0 & 0 & 0 & 0 & 0 & 0 \\ 3 & 4 & 3 & 5 & 5 & 0 & 4 \\ 0 & 0 & 0 & 0 & 0 & 0 & 0 \end{pmatrix}$$

$$|P| = 42$$

$$\mathcal{B}(P, R) = -6.6$$

$$\mathcal{B}(-P, R) = 30.5$$



Appendix 4

7-cross

Configuration label d12

$$\begin{pmatrix} \text{orange} \\ \text{red} \\ \text{blue} \\ \text{green} \\ \text{cyan} \\ \text{magenta} \\ \text{gray} \end{pmatrix} \begin{pmatrix} 0 & 0 & 0 & 1 \\ t1 & p1 & z1 & r1 \\ t2 & p2 & z2 & r2 \\ t3 & p3 & z3 & r3 \\ t4 & p4 & z4 & r4 \\ t5 & p5 & z5 & r5 \\ t6 & p6 & z6 & r6 \end{pmatrix} = \begin{pmatrix} 0 & 0 & 0 & 1 \\ -2.1347933998 & 3.1415926536 & 0 & 3.7324244132 \\ -0.8534774438 & 3.6271451736 & 7.0593818229 & 1 \\ -0.6580278153 & 2.1631195781 & 17.9868279513 & 2.3605698518 \\ -0.6265189059 & 4.0945979308 & 18.2234874798 & 4.1533449282 \\ 1.5397269943 & 2.6767209096 & 10.8905648361 & 1.0000000001 \\ -0.4434477891 & 4.9414166212 & -0.1209552217 & 0.2137887951 \end{pmatrix}$$

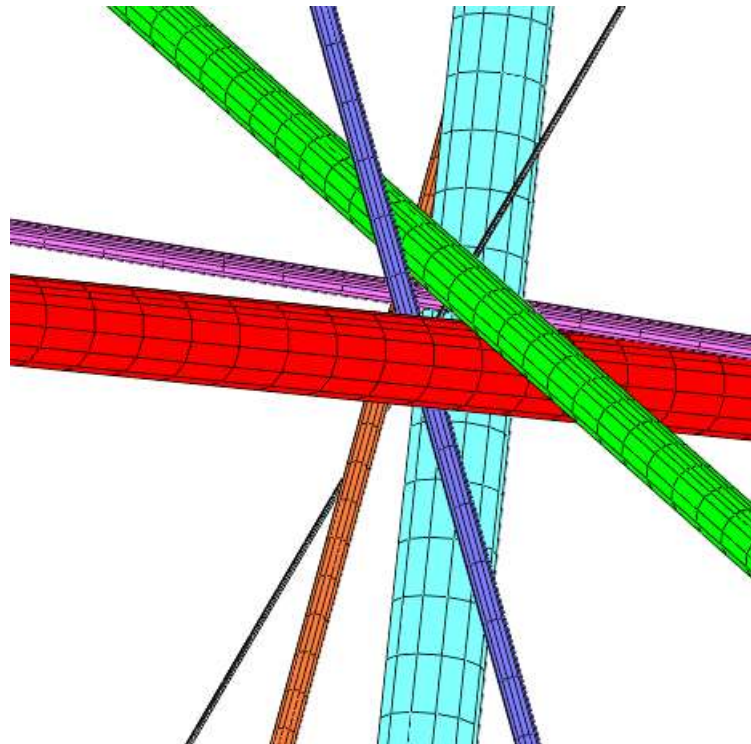
$$P = \begin{pmatrix} 0 & -1 & -1 & -1 & -1 & 1 & -1 \\ -1 & 0 & -1 & 1 & -1 & -1 & -1 \\ -1 & -1 & 0 & 1 & -1 & -1 & 1 \\ -1 & 1 & 1 & 0 & -1 & -1 & -1 \\ -1 & -1 & -1 & -1 & 0 & 1 & 1 \\ 1 & -1 & -1 & -1 & 1 & 0 & -1 \\ -1 & -1 & 1 & -1 & 1 & -1 & 0 \end{pmatrix}$$

$$R = \begin{pmatrix} 0 & 0 & 0 & 0 & 0 & 0 & 0 \\ 0 & 0 & 0 & 0 & 0 & 0 & 0 \\ 6 & 3 & 0 & 2 & 2 & 2 & 3 \\ 0 & 0 & 0 & 0 & 0 & 0 & 0 \\ 0 & 0 & 0 & 0 & 0 & 0 & 0 \\ 4 & 3 & 3 & 5 & 5 & 0 & 4 \\ 3 & 6 & 2 & 3 & 2 & 2 & 0 \end{pmatrix}$$

$|P| = 42$

$\mathcal{I}(P,R) = 5.6981132075$

$\mathcal{I}(-P,R) = 22.3018867925$



Appendix 4

Appendix 4

7-cross

Configuration label mb57

$$\begin{pmatrix} \text{orange} \\ \text{red} \\ \text{blue} \\ \text{green} \\ \text{cyan} \\ \text{magenta} \\ \text{gray} \end{pmatrix} \begin{pmatrix} 0 & 0 & 0 & 1 \\ t1 & p1 & z1 & r1 \\ t2 & p2 & z2 & r2 \\ t3 & p3 & z3 & r3 \\ t4 & p4 & z4 & r4 \\ t5 & p5 & z5 & r5 \\ t6 & p6 & z6 & r6 \end{pmatrix} = \begin{pmatrix} 0 & 0 & 0 & 1 \\ 3.0075540462 & 3.1415926536 & 0 & 1.9968460919 \\ 2.1530621814 & 3.6306497025 & 52.4184492569 & 5.2372850077 \\ 2.9435681985 & 6.0522686246 & -104.9962792013 & 3.6442883187 \\ 3.0658343354 & 4.9524552997 & -104.3899059477 & 0.4752981793 \\ 0.0821609902 & 2.2277784914 & -89.7093523835 & 0.1986672299 \\ 0.2059923778 & 3.1995917742 & -83.9338332048 & 0.1986672299 \end{pmatrix}$$

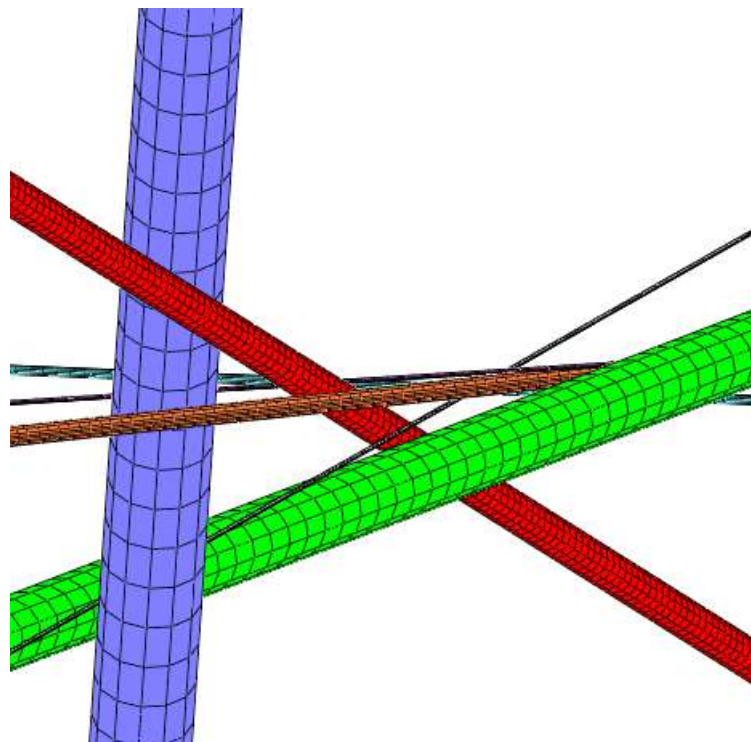
$$P = \begin{pmatrix} 0 & 1 & 1 & 1 & 1 & 1 & 1 \\ 1 & 0 & -1 & -1 & 1 & -1 & 1 \\ 1 & -1 & 0 & 1 & 1 & -1 & -1 \\ 1 & -1 & 1 & 0 & -1 & 1 & 1 \\ 1 & 1 & 1 & -1 & 0 & 1 & 1 \\ 1 & -1 & -1 & 1 & 1 & 0 & 1 \\ 1 & 1 & -1 & 1 & 1 & 1 & 0 \end{pmatrix}$$

$$R = \begin{pmatrix} 0 & 1 & 1 & 4 & 1 & 4 & 1 \\ 2 & 0 & 6 & 2 & 3 & 3 & 2 \\ 0 & 0 & 0 & 0 & 0 & 0 & 0 \\ 0 & 0 & 0 & 0 & 0 & 0 & 0 \\ 0 & 0 & 0 & 0 & 0 & 0 & 0 \\ 1 & 1 & 4 & 1 & 4 & 0 & 1 \\ 4 & 4 & 3 & 5 & 5 & 3 & 0 \end{pmatrix}$$

$$|P| = -18$$

$$I_3(P, R) = 7.401459854$$

$$I_3(-P, R) = 15.9270072993$$



Appendix 4

7-cross

Configuration label b27

$$\begin{pmatrix} \text{orange} \\ \text{red} \\ \text{blue} \\ \text{green} \\ \text{cyan} \\ \text{magenta} \\ \text{gray} \end{pmatrix} \begin{pmatrix} 0 & 0 & 0 & 1 \\ t1 & p1 & z1 & r1 \\ t2 & p2 & z2 & r2 \\ t3 & p3 & z3 & r3 \\ t4 & p4 & z4 & r4 \\ t5 & p5 & z5 & r5 \\ t6 & p6 & z6 & r6 \end{pmatrix} = \begin{pmatrix} 0 & 0 & 0 & 1 \\ 0.9885304618 & 3.1415926536 & 0 & 5.2372850077 \\ 0.1980244566 & 0.7199737283 & -157.4147284274 & 3.6442883187 \\ 2.8887794891 & 1.6898366789 & -32.4749334353 & 6.5161684705 \\ 0.0757583181 & 1.8197870505 & -156.8083552138 & 0.4752981793 \\ 3.0594316632 & 4.5444638579 & -142.1278014044 & 0.1986672299 \\ 2.9356002737 & 3.5726505793 & -136.3522823262 & 0.1986672299 \end{pmatrix}$$

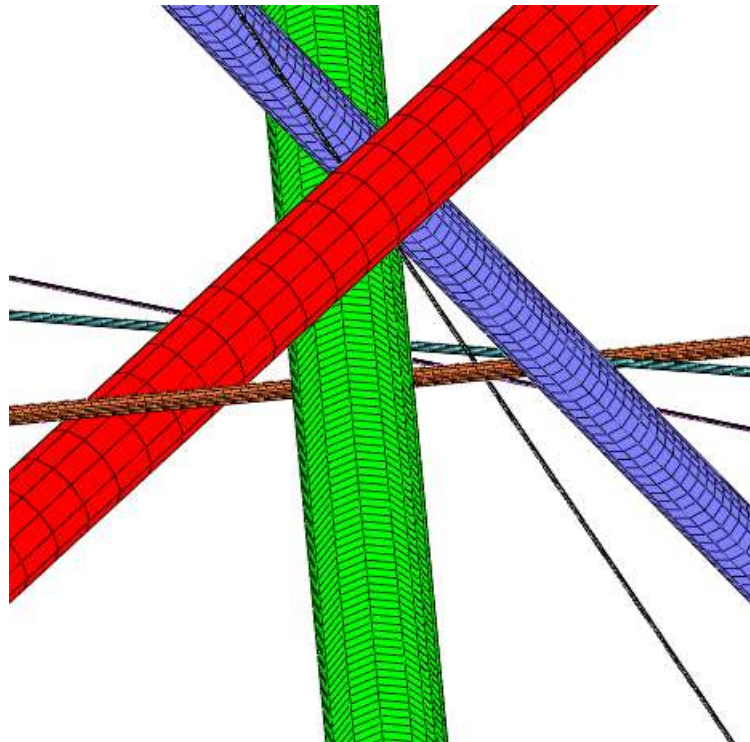
$$P = \begin{pmatrix} 0 & 1 & 1 & 1 & 1 & 1 & 1 \\ 1 & 0 & -1 & -1 & -1 & 1 & 1 \\ 1 & -1 & 0 & -1 & 1 & -1 & -1 \\ 1 & -1 & -1 & 0 & 1 & -1 & 1 \\ 1 & -1 & 1 & 1 & 0 & -1 & -1 \\ 1 & 1 & -1 & -1 & -1 & 0 & -1 \\ 1 & 1 & -1 & 1 & -1 & -1 & 0 \end{pmatrix}$$

$$R = \begin{pmatrix} 0 & 1 & 4 & 1 & 1 & 4 & 1 \\ 0 & 0 & 0 & 0 & 0 & 0 & 0 \\ 0 & 0 & 0 & 0 & 0 & 0 & 0 \\ 2 & 6 & 3 & 0 & 2 & 2 & 3 \\ 0 & 0 & 0 & 0 & 0 & 0 & 0 \\ 1 & 4 & 1 & 1 & 4 & 0 & 1 \\ 4 & 3 & 5 & 4 & 5 & 3 & 0 \end{pmatrix}$$

$$|P| = -18$$

$$I_3(P, R) = 17.5035460993$$

$$I_3(-P, R) = 7.6595744681$$



Appendix 4

7-cross

Configuration label ma49

$$\begin{pmatrix} \text{orange} \\ \text{red} \\ \text{blue} \\ \text{green} \\ \text{cyan} \\ \text{magenta} \\ \text{gray} \end{pmatrix} \begin{pmatrix} 0 & 0 & 0 & 1 \\ t1 & p1 & z1 & r1 \\ t2 & p2 & z2 & r2 \\ t3 & p3 & z3 & r3 \\ t4 & p4 & z4 & r4 \\ t5 & p5 & z5 & r5 \\ t6 & p6 & z6 & r6 \end{pmatrix} = \begin{pmatrix} 0 & 0 & 0 & 1 \\ 2.8818123122 & 3.1415926536 & 0 & 1 \\ 0.2833324327 & -0.3533072984 & 4.1314378435 & 1 \\ 0.2996794362 & -0.1842493099 & -2.1085601822 & 1 \\ 2.8945201973 & -0.2691324276 & -171.7820458028 & 1 \\ 2.8408722586 & 2.9601745121 & -8.1355881072 & 1 \\ 0.2703593444 & 9.329780127 & -155.2252341719 & 0.93 \end{pmatrix}$$

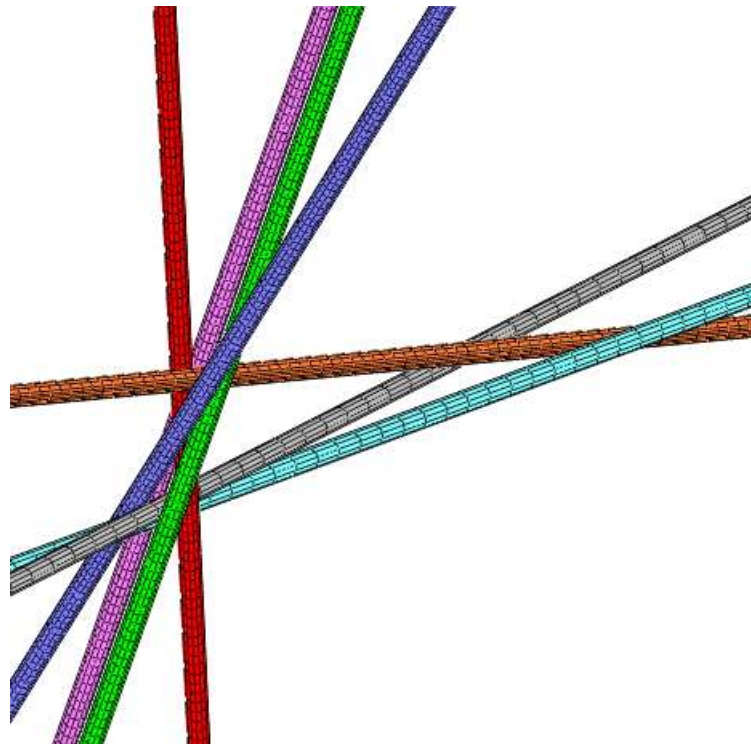
$$P = \begin{pmatrix} 0 & 1 & 1 & 1 & 1 & 1 & 1 \\ 1 & 0 & -1 & -1 & 1 & -1 & -1 \\ 1 & -1 & 0 & 1 & 1 & -1 & -1 \\ 1 & -1 & 1 & 0 & -1 & 1 & 1 \\ 1 & 1 & 1 & -1 & 0 & -1 & 1 \\ 1 & -1 & -1 & 1 & -1 & 0 & 1 \\ 1 & -1 & -1 & 1 & 1 & 1 & 0 \end{pmatrix}$$

$$R = \begin{pmatrix} 0 & 0 & 0 & 0 & 0 & 0 & 0 \\ 6 & 0 & 3 & 3 & 2 & 2 & 2 \\ 0 & 0 & 0 & 0 & 0 & 0 & 0 \\ 0 & 0 & 0 & 0 & 0 & 0 & 0 \\ 1 & 1 & 1 & 4 & 0 & 4 & 1 \\ 0 & 0 & 0 & 0 & 0 & 0 & 0 \\ 3 & 3 & 4 & 4 & 5 & 5 & 0 \end{pmatrix}$$

$$|P| = -18$$

$$\mathfrak{I}(P, R) = -1$$

$$\mathfrak{I}(-P, R) = 22.5714285714$$



Appendix 4

7-cross

Configuration label ma29

$$\begin{pmatrix} \text{orange} \\ \text{red} \\ \text{blue} \\ \text{green} \\ \text{cyan} \\ \text{magenta} \\ \text{gray} \end{pmatrix} \begin{pmatrix} 0 & 0 & 0 & 1 \\ t1 & p1 & z1 & r1 \\ t2 & p2 & z2 & r2 \\ t3 & p3 & z3 & r3 \\ t4 & p4 & z4 & r4 \\ t5 & p5 & z5 & r5 \\ t6 & p6 & z6 & r6 \end{pmatrix} = \begin{pmatrix} 0 & 0 & 0 & 1 \\ 0.1751285285 & 3.1415926536 & 0 & 1 \\ 3.1045005059 & 4.939161367 & -107.4772787932 & 1 \\ 0.2442917266 & 3.4790879912 & -10.6870107377 & 1 \\ 2.8283262735 & 3.3177362857 & -98.9508955197 & 1 \\ 0.2694291198 & 6.7681766486 & -113.6989713016 & 1 \\ 0.0627211797 & 13.1751833334 & -156.2307520591 & 0.22 \end{pmatrix}$$

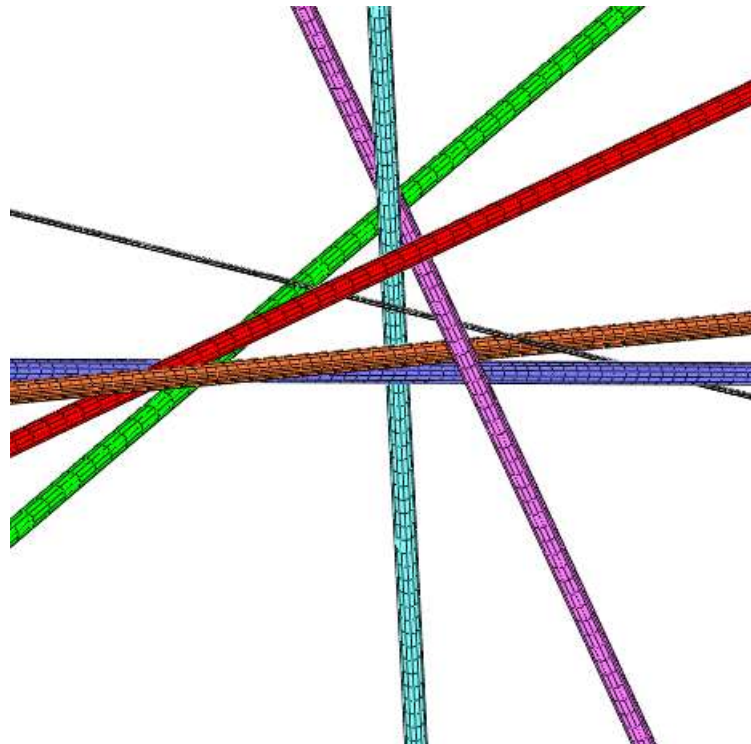
$$P = \begin{pmatrix} 0 & 1 & 1 & 1 & 1 & 1 & 1 \\ 1 & 0 & 1 & 1 & 1 & -1 & -1 \\ 1 & 1 & 0 & 1 & -1 & -1 & 1 \\ 1 & 1 & 1 & 0 & -1 & 1 & 1 \\ 1 & 1 & -1 & -1 & 0 & -1 & 1 \\ 1 & -1 & -1 & 1 & -1 & 0 & 1 \\ 1 & -1 & 1 & 1 & 1 & 1 & 0 \end{pmatrix}$$

$$R = \begin{pmatrix} 0 & 2 & 6 & 2 & 2 & 3 & 3 \\ 0 & 0 & 0 & 0 & 0 & 0 & 0 \\ 0 & 0 & 0 & 0 & 0 & 0 & 0 \\ 1 & 4 & 4 & 0 & 1 & 1 & 1 \\ 1 & 1 & 1 & 4 & 0 & 4 & 1 \\ 0 & 0 & 0 & 0 & 0 & 0 & 0 \\ 3 & 4 & 3 & 4 & 5 & 5 & 0 \end{pmatrix}$$

$$|P| = -18$$

$$\mathcal{I}(P, R) = 16.3780487805$$

$$\mathcal{I}(-P, R) = 7.487804878$$



Appendix 4

7-cross

Configuration label ma28

$$\begin{pmatrix} \text{orange} \\ \text{red} \\ \text{blue} \\ \text{green} \\ \text{cyan} \\ \text{magenta} \\ \text{gray} \end{pmatrix} \begin{pmatrix} 0 & 0 & 0 & 1 \\ t1 & p1 & z1 & r1 \\ t2 & p2 & z2 & r2 \\ t3 & p3 & z3 & r3 \\ t4 & p4 & z4 & r4 \\ t5 & p5 & z5 & r5 \\ t6 & p6 & z6 & r6 \end{pmatrix} = \begin{pmatrix} 0 & 0 & 0 & 1 \\ 1.0023676966 & 3.1415926536 & 0 & 1 \\ 3.0945408013 & 4.5981544412 & -79.7066858018 & 1 \\ 1.0158405491 & 3.2257787125 & -2.2995748006 & 1 \\ 2.4506215342 & 3.18554618 & -84.1428805766 & 0.9 \\ 0.6874149396 & 6.4104635276 & -87.5452912918 & 1 \\ 0.5219298206 & 9.4399202347 & -34.9304686969 & 0.2404687146 \end{pmatrix}$$

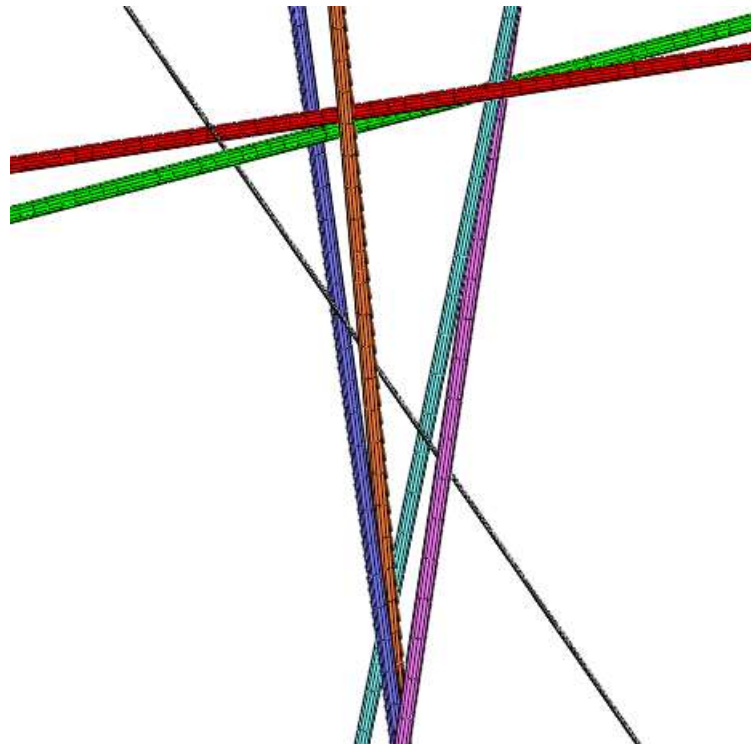
$$P = \begin{pmatrix} 0 & 1 & 1 & 1 & 1 & 1 & 1 \\ 1 & 0 & 1 & 1 & 1 & -1 & 1 \\ 1 & 1 & 0 & 1 & -1 & -1 & 1 \\ 1 & 1 & 1 & 0 & -1 & 1 & -1 \\ 1 & 1 & -1 & -1 & 0 & -1 & 1 \\ 1 & -1 & -1 & 1 & -1 & 0 & 1 \\ 1 & 1 & 1 & -1 & 1 & 1 & 0 \end{pmatrix}$$

$$R = \begin{pmatrix} 0 & 1 & 4 & 1 & 1 & 4 & 1 \\ 0 & 0 & 0 & 0 & 0 & 0 & 0 \\ 0 & 0 & 0 & 0 & 0 & 0 & 0 \\ 2 & 6 & 3 & 0 & 2 & 2 & 3 \\ 1 & 1 & 1 & 4 & 0 & 4 & 1 \\ 0 & 0 & 0 & 0 & 0 & 0 & 0 \\ 5 & 3 & 5 & 3 & 4 & 4 & 0 \end{pmatrix}$$

$$|P| = -18$$

$$\mathcal{I}(P, R) = 20.9738219895$$

$$\mathcal{I}(-P, R) = 7.1518324607$$



Appendix 4

7-cross

Configuration label a89

$$\begin{pmatrix} \text{orange} \\ \text{red} \\ \text{blue} \\ \text{green} \\ \text{cyan} \\ \text{magenta} \\ \text{gray} \end{pmatrix} \begin{pmatrix} 0 & 0 & 0 & 1 \\ t1 & p1 & z1 & r1 \\ t2 & p2 & z2 & r2 \\ t3 & p3 & z3 & r3 \\ t4 & p4 & z4 & r4 \\ t5 & p5 & z5 & r5 \\ t6 & p6 & z6 & r6 \end{pmatrix} = \begin{pmatrix} 0 & 0 & 0 & 1 \\ 0.3255445253 & 3.1415926536 & 0 & 1 \\ 0.3800224809 & 9.3515809945 & 13.4293807485 & 1 \\ 2.4244469645 & 6.4336249988 & -23.5948605815 & 1 \\ 0.3316040913 & 9.1928411285 & 4.8892717374 & 1 \\ 0.2843728713 & 9.2680129687 & -9.9091055237 & 1 \\ 2.8406082265 & 6.0133479798 & -10.6464648447 & 1 \end{pmatrix}$$

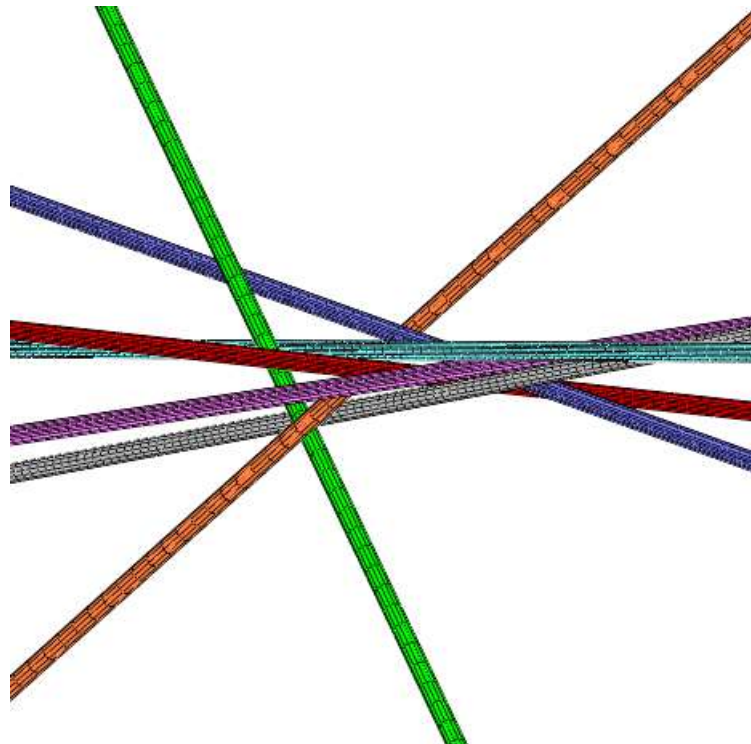
$$P = \begin{pmatrix} 0 & 1 & 1 & 1 & 1 & 1 & 1 \\ 1 & 0 & 1 & 1 & 1 & -1 & 1 \\ 1 & 1 & 0 & -1 & -1 & -1 & 1 \\ 1 & 1 & -1 & 0 & -1 & 1 & 1 \\ 1 & 1 & -1 & -1 & 0 & 1 & -1 \\ 1 & -1 & -1 & 1 & 1 & 0 & 1 \\ 1 & 1 & 1 & 1 & -1 & 1 & 0 \end{pmatrix}$$

$$R = \begin{pmatrix} 0 & 1 & 1 & 4 & 1 & 1 & 4 \\ 4 & 0 & 4 & 4 & 4 & 4 & 4 \\ 0 & 0 & 0 & 0 & 0 & 0 & 0 \\ 0 & 0 & 0 & 0 & 0 & 0 & 0 \\ 1 & 1 & 4 & 4 & 0 & 1 & 1 \\ 1 & 1 & 1 & 1 & 4 & 0 & 4 \\ 0 & 0 & 0 & 0 & 0 & 0 & 0 \end{pmatrix}$$

$$|P| = -18$$

$$\mathfrak{I}(P, R) = 14.0731707317$$

$$\mathfrak{I}(-P, R) = 7.8048780488$$



Appendix 4

7-cross

Configuration label a48

$$\begin{pmatrix} \text{orange} \\ \text{red} \\ \text{blue} \\ \text{green} \\ \text{cyan} \\ \text{magenta} \\ \text{gray} \end{pmatrix} \begin{pmatrix} 0 & 0 & 0 & 1 \\ t1 & p1 & z1 & r1 \\ t2 & p2 & z2 & r2 \\ t3 & p3 & z3 & r3 \\ t4 & p4 & z4 & r4 \\ t5 & p5 & z5 & r5 \\ t6 & p6 & z6 & r6 \end{pmatrix} = \begin{pmatrix} 0 & 0 & 0 & 1 \\ 1.4170009063 & 3.1415926536 & 0 & 1 \\ 2.2046039322 & 8.8661719545 & 4.1778592744 & 1 \\ 0.7272528342 & 7.604397779 & -0.1528808167 & 1 \\ 0.0187774206 & 8.0985087711 & -193.1372673589 & 1 \\ 2.4256456939 & 4.4531366885 & -4.7163990297 & 1 \\ 2.2099340599 & 2.580794305 & -3.3522304668 & 0.95 \end{pmatrix}$$

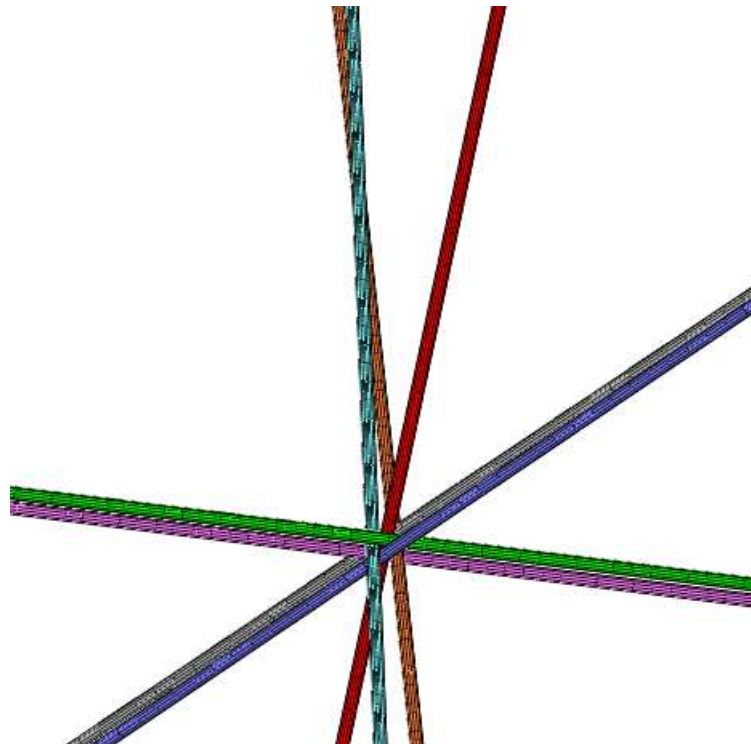
$$P = \begin{pmatrix} 0 & 1 & 1 & 1 & 1 & 1 & 1 \\ 1 & 0 & 1 & 1 & -1 & 1 & -1 \\ 1 & 1 & 0 & -1 & -1 & 1 & -1 \\ 1 & 1 & -1 & 0 & 1 & -1 & 1 \\ 1 & -1 & -1 & 1 & 0 & 1 & -1 \\ 1 & 1 & 1 & -1 & 1 & 0 & -1 \\ 1 & -1 & -1 & 1 & -1 & -1 & 0 \end{pmatrix}$$

$$R = \begin{pmatrix} 0 & 0 & 0 & 0 & 0 & 0 & 0 \\ 4 & 0 & 4 & 4 & 4 & 4 & 4 \\ 0 & 0 & 0 & 0 & 0 & 0 & 0 \\ 1 & 1 & 4 & 0 & 1 & 1 & 4 \\ 1 & 1 & 1 & 4 & 0 & 4 & 1 \\ 0 & 0 & 0 & 0 & 0 & 0 & 0 \\ 4 & 1 & 1 & 1 & 4 & 1 & 0 \end{pmatrix}$$

$$|P| = -18$$

$$\mathcal{I}(P, R) = 15.0592105263$$

$$\mathcal{I}(-P, R) = 15$$



Appendix 4

7-cross

Configuration label a24

$$\begin{pmatrix} \text{orange} \\ \text{red} \\ \text{blue} \\ \text{green} \\ \text{cyan} \\ \text{magenta} \\ \text{gray} \end{pmatrix} \begin{pmatrix} 0 & 0 & 0 & 1 \\ t1 & p1 & z1 & r1 \\ t2 & p2 & z2 & r2 \\ t3 & p3 & z3 & r3 \\ t4 & p4 & z4 & r4 \\ t5 & p5 & z5 & r5 \\ t6 & p6 & z6 & r6 \end{pmatrix} = \begin{pmatrix} 0 & 0 & 0 & 1 \\ 1.5801077274 & 3.1415926536 & 0 & 1.4 \\ 1.7285598483 & 2.1133775241 & -3.1117809296 & 1.8493691875 \\ 0.358943564 & 2.145262318 & -10.6342239331 & 0.0426287245 \\ 2.5806677038 & -1.6226476996 & -7.9931295822 & 0.8896820927 \\ 2.7473102984 & -8.0487328444 & -9.3755515913 & 0.1207057652 \\ 2.1099298228 & -3.1935065022 & -7.1447434841 & 0.3123436692 \end{pmatrix}$$

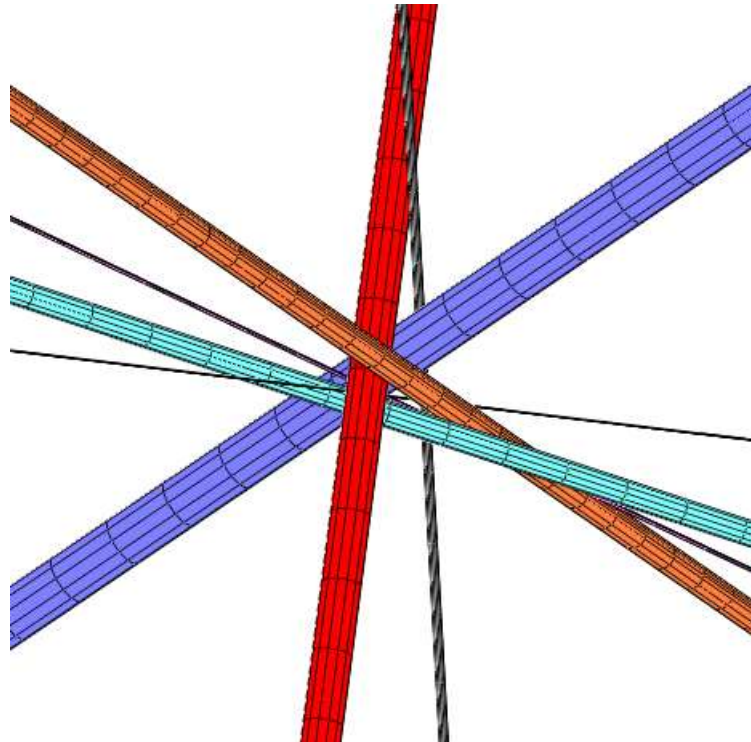
$$P = \begin{pmatrix} 0 & 1 & 1 & 1 & 1 & 1 & 1 \\ 1 & 0 & -1 & -1 & 1 & 1 & -1 \\ 1 & -1 & 0 & 1 & -1 & -1 & 1 \\ 1 & -1 & 1 & 0 & 1 & -1 & -1 \\ 1 & 1 & -1 & 1 & 0 & -1 & -1 \\ 1 & 1 & -1 & -1 & -1 & 0 & -1 \\ 1 & -1 & 1 & -1 & -1 & -1 & 0 \end{pmatrix}$$

$$R = \begin{pmatrix} 0 & 0 & 0 & 0 & 0 & 0 & 0 \\ 0 & 0 & 0 & 0 & 0 & 0 & 0 \\ 1 & 4 & 0 & 1 & 1 & 1 & 4 \\ 1 & 1 & 4 & 0 & 4 & 1 & 1 \\ 0 & 0 & 0 & 0 & 0 & 0 & 0 \\ 4 & 5 & 3 & 4 & 5 & 0 & 3 \\ 4 & 1 & 1 & 4 & 1 & 1 & 0 \end{pmatrix}$$

$$|P| = -18$$

$$\mathcal{I}(P, R) = 16.7368421053$$

$$\mathcal{I}(-P, R) = 14.2330827068$$



Appendix 4

7-cross

Configuration label me69

$$\begin{pmatrix} \text{orange} \\ \text{red} \\ \text{blue} \\ \text{green} \\ \text{cyan} \\ \text{magenta} \\ \text{gray} \end{pmatrix} \begin{pmatrix} 0 & 0 & 0 & 1 \\ t1 & p1 & z1 & r1 \\ t2 & p2 & z2 & r2 \\ t3 & p3 & z3 & r3 \\ t4 & p4 & z4 & r4 \\ t5 & p5 & z5 & r5 \\ t6 & p6 & z6 & r6 \end{pmatrix} = \begin{pmatrix} 0 & 0 & 0 & 1 \\ 0.8434337352 & 3.1415926536 & 0 & 0.6625731317 \\ 0.4275092599 & 3.3139417528 & 11.1325761992 & 1.5860208535 \\ 2.852323249 & 5.5226770137 & -4.1006057873 & 1.0061146618 \\ 0.3535237438 & 4.1474629414 & 8.4210644889 & 1.1847711232 \\ 2.7630717221 & 0.6702247257 & -2.3991298051 & 4.6496979387 \\ 0.3164930051 & 1.599688017 & -9.6898972492 & 0.4028951014 \end{pmatrix}$$

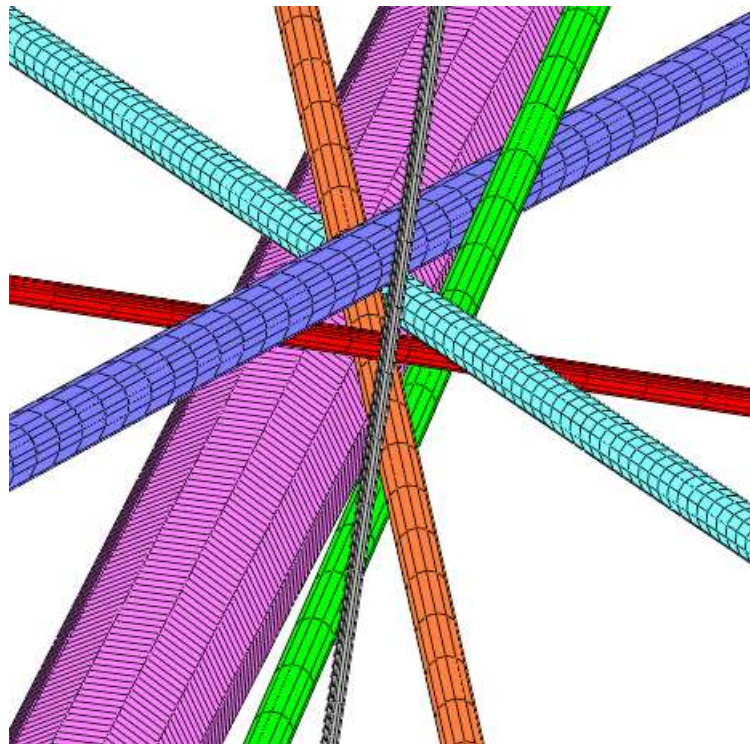
$$P = \begin{pmatrix} 0 & 1 & 1 & 1 & 1 & 1 & 1 \\ 1 & 0 & -1 & -1 & -1 & -1 & -1 \\ 1 & -1 & 0 & 1 & 1 & -1 & -1 \\ 1 & -1 & 1 & 0 & 1 & -1 & 1 \\ 1 & -1 & 1 & 1 & 0 & 1 & 1 \\ 1 & -1 & -1 & -1 & 1 & 0 & 1 \\ 1 & -1 & -1 & 1 & 1 & 1 & 0 \end{pmatrix}$$

$$R = \begin{pmatrix} 0 & 3 & 3 & 5 & 4 & 5 & 4 \\ 3 & 0 & 5 & 3 & 4 & 4 & 5 \\ 0 & 0 & 0 & 0 & 0 & 0 & 0 \\ 0 & 0 & 0 & 0 & 0 & 0 & 0 \\ 1 & 1 & 4 & 4 & 0 & 1 & 1 \\ 0 & 0 & 0 & 0 & 0 & 0 & 0 \\ 0 & 0 & 0 & 0 & 0 & 0 & 0 \end{pmatrix}$$

$$|P| = -10$$

$$\mathfrak{B}(P, R) = 7.9$$

$$\mathfrak{B}(-P, R) = 16$$



Appendix 4

7-cross

Configuration label e46

$$\begin{pmatrix} \text{orange} \\ \text{red} \\ \text{blue} \\ \text{green} \\ \text{cyan} \\ \text{magenta} \\ \text{gray} \end{pmatrix} \begin{pmatrix} 0 & 0 & 0 & 1 \\ t1 & p1 & z1 & r1 \\ t2 & p2 & z2 & r2 \\ t3 & p3 & z3 & r3 \\ t4 & p4 & z4 & r4 \\ t5 & p5 & z5 & r5 \\ t6 & p6 & z6 & r6 \end{pmatrix} = \begin{pmatrix} 0 & 0 & 0 & 1 \\ 2.2981589182 & 3.1415926536 & 0 & 0.6625731317 \\ 2.7140833937 & 2.9692435543 & 11.1325762004 & 1.5860208535 \\ 2.7880689098 & 2.1357223657 & 8.4210644902 & 1.1847711232 \\ 0.3785209314 & 5.6129605814 & -2.3991298043 & 4.6496979387 \\ 2.8250996486 & 4.68349729 & -9.6898972492 & 0.4028951014 \\ 2.8783916438 & 2.9483195774 & -2.2945677397 & 0.0926035906 \end{pmatrix}$$

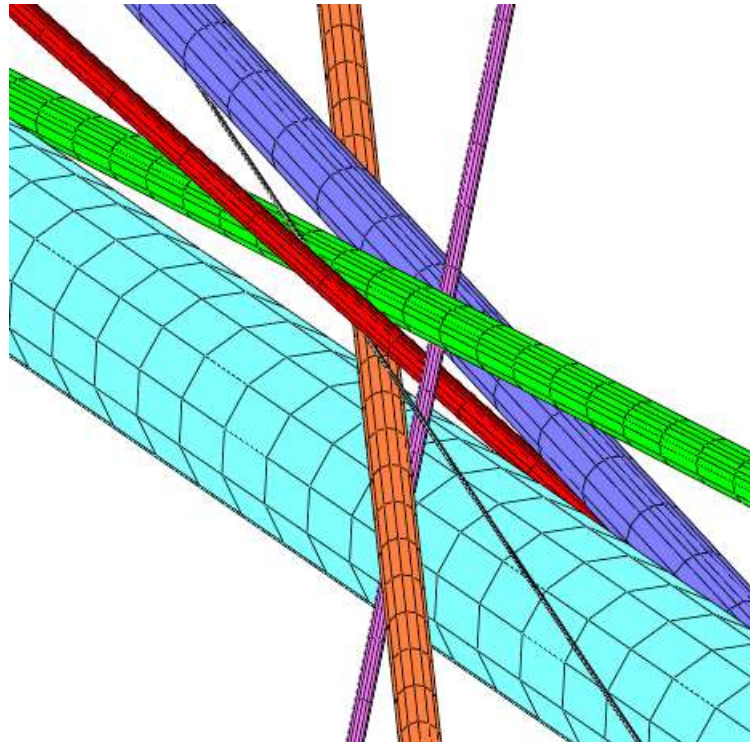
$$P = \begin{pmatrix} 0 & 1 & 1 & 1 & 1 & 1 & 1 \\ 1 & 0 & 1 & 1 & 1 & 1 & -1 \\ 1 & 1 & 0 & -1 & 1 & 1 & -1 \\ 1 & 1 & -1 & 0 & -1 & -1 & 1 \\ 1 & 1 & 1 & -1 & 0 & -1 & -1 \\ 1 & 1 & 1 & -1 & -1 & 0 & -1 \\ 1 & -1 & -1 & 1 & -1 & -1 & 0 \end{pmatrix}$$

$$R = \begin{pmatrix} 0 & 1 & 1 & 4 & 4 & 1 & 1 \\ 3 & 0 & 5 & 4 & 4 & 5 & 3 \\ 0 & 0 & 0 & 0 & 0 & 0 & 0 \\ 1 & 1 & 4 & 0 & 1 & 1 & 4 \\ 0 & 0 & 0 & 0 & 0 & 0 & 0 \\ 1 & 1 & 1 & 1 & 4 & 0 & 4 \\ 0 & 0 & 0 & 0 & 0 & 0 & 0 \end{pmatrix}$$

$$|P| = -10$$

$$\mathcal{I}(P, R) = 3.8947368421$$

$$\mathcal{I}(-P, R) = 17.7368421053$$



Appendix 4

7-cross

Configuration label me39

$$\begin{pmatrix} \text{orange} \\ \text{red} \\ \text{blue} \\ \text{green} \\ \text{cyan} \\ \text{magenta} \\ \text{gray} \end{pmatrix}
 \begin{pmatrix} 0 & 0 & 0 & 1 \\ t1 & p1 & z1 & r1 \\ t2 & p2 & z2 & r2 \\ t3 & p3 & z3 & r3 \\ t4 & p4 & z4 & r4 \\ t5 & p5 & z5 & r5 \\ t6 & p6 & z6 & r6 \end{pmatrix}
 =
 \begin{pmatrix} 0 & 0 & 0 & 1 \\ 0.8434337352 & 3.1415926536 & 0 & 0.6625731317 \\ 2.852323249 & 5.5226770137 & -4.1006057872 & 1.0061146618 \\ 0.3535237438 & 4.1474629413 & 8.4210644883 & 1.1847711232 \\ 0.6471527664 & 3.4925662464 & -4.8510541922 & 1.6441357842 \\ 2.7630717221 & 0.6702247257 & -2.3991298052 & 4.6496979387 \\ 0.3164930051 & 1.5996880169 & -9.6898972492 & 0.4028951014 \end{pmatrix}$$

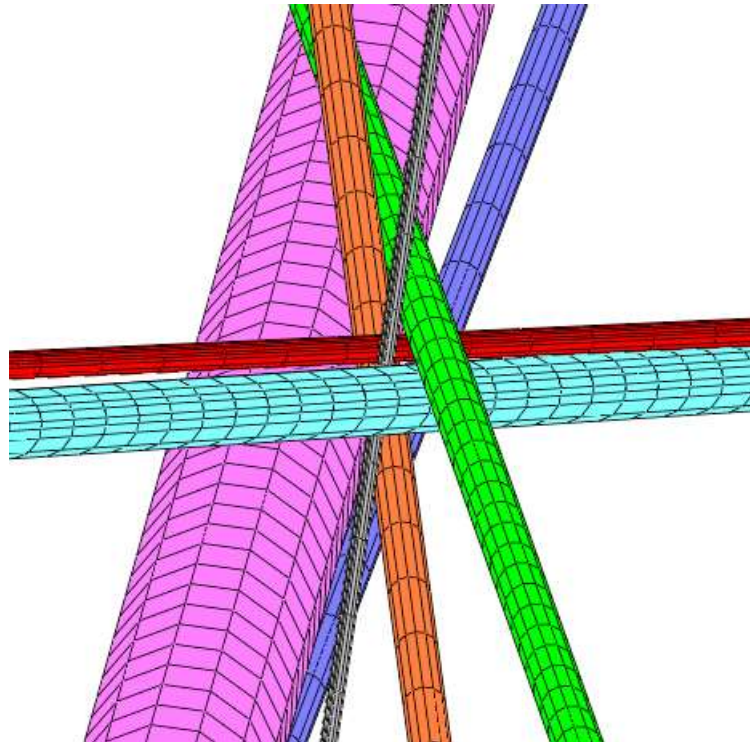
$$P = \begin{pmatrix} 0 & 1 & 1 & 1 & 1 & 1 & 1 \\ 1 & 0 & -1 & -1 & 1 & -1 & -1 \\ 1 & -1 & 0 & 1 & -1 & -1 & 1 \\ 1 & -1 & 1 & 0 & -1 & 1 & 1 \\ 1 & 1 & -1 & -1 & 0 & -1 & 1 \\ 1 & -1 & -1 & 1 & -1 & 0 & 1 \\ 1 & -1 & 1 & 1 & 1 & 1 & 0 \end{pmatrix}$$

$$R = \begin{pmatrix} 0 & 3 & 5 & 4 & 3 & 5 & 4 \\ 2 & 0 & 2 & 6 & 3 & 2 & 3 \\ 0 & 0 & 0 & 0 & 0 & 0 & 0 \\ 0 & 0 & 0 & 0 & 0 & 0 & 0 \\ 0 & 0 & 0 & 0 & 0 & 0 & 0 \\ 0 & 0 & 0 & 0 & 0 & 0 & 0 \\ 1 & 1 & 1 & 1 & 4 & 4 & 0 \end{pmatrix}$$

$$|P| = -10$$

$$\mathcal{I}(P,R) = -0.3448275862$$

$$\mathcal{I}(-P,R) = 22.2068965517$$



Appendix 4

7-cross

Configuration label me36

$$\begin{pmatrix} \text{orange} \\ \text{red} \\ \text{blue} \\ \text{green} \\ \text{cyan} \\ \text{magenta} \\ \text{gray} \end{pmatrix}
 \begin{pmatrix} 0 & 0 & 0 & 1 \\ t1 & p1 & z1 & r1 \\ t2 & p2 & z2 & r2 \\ t3 & p3 & z3 & r3 \\ t4 & p4 & z4 & r4 \\ t5 & p5 & z5 & r5 \\ t6 & p6 & z6 & r6 \end{pmatrix}
 =
 \begin{pmatrix} 0 & 0 & 0 & 1 \\ 0.8434337352 & 3.1415926536 & 0 & 0.6625731317 \\ 2.852323249 & 5.5226770137 & -4.1006057872 & 1.0061146618 \\ 0.3535237438 & 4.1474629413 & 8.421064488 & 1.1847711232 \\ 2.7630717221 & 0.6702247257 & -2.3991298051 & 4.6496979387 \\ 0.3164930051 & 1.5996880169 & -9.6898972492 & 0.4028951014 \\ 0.2632010099 & 3.3348657297 & -2.2945677391 & 0.0926035906 \end{pmatrix}$$

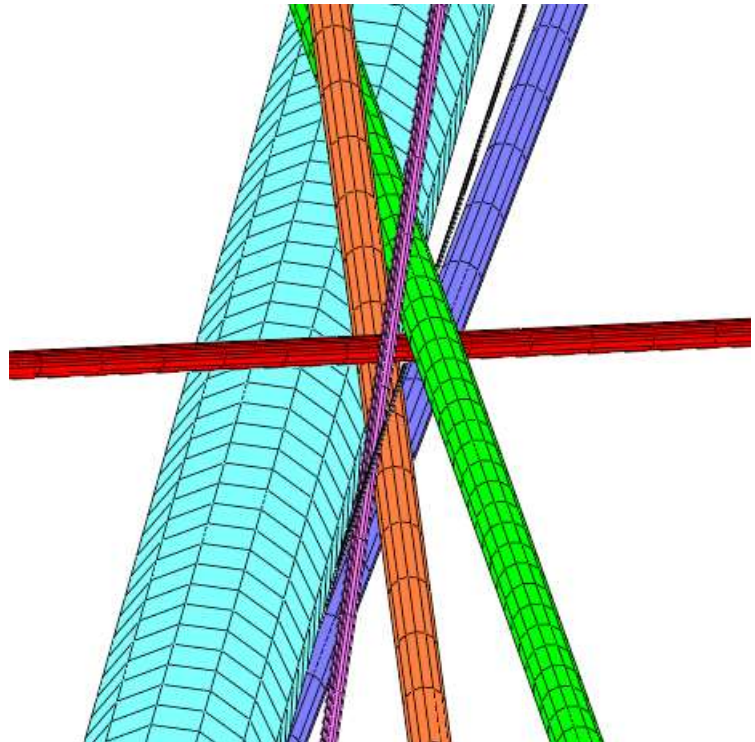
$$P = \begin{pmatrix} 0 & 1 & 1 & 1 & 1 & 1 & 1 \\ 1 & 0 & -1 & -1 & -1 & -1 & 1 \\ 1 & -1 & 0 & 1 & -1 & 1 & 1 \\ 1 & -1 & 1 & 0 & 1 & 1 & -1 \\ 1 & -1 & -1 & 1 & 0 & 1 & 1 \\ 1 & -1 & 1 & 1 & 1 & 0 & 1 \\ 1 & 1 & 1 & -1 & 1 & 1 & 0 \end{pmatrix}$$

$$R = \begin{pmatrix} 0 & 3 & 5 & 4 & 5 & 4 & 3 \\ 1 & 0 & 1 & 4 & 1 & 4 & 1 \\ 0 & 0 & 0 & 0 & 0 & 0 & 0 \\ 0 & 0 & 0 & 0 & 0 & 0 & 0 \\ 0 & 0 & 0 & 0 & 0 & 0 & 0 \\ 1 & 1 & 1 & 1 & 4 & 0 & 4 \\ 2 & 3 & 6 & 3 & 2 & 2 & 0 \end{pmatrix}$$

$$|P| = -10$$

$$\mathcal{I}(P, R) = 10.8601398601$$

$$\mathcal{I}(-P, R) = 17.8041958042$$



Appendix 4

7-cross

Configuration label md67

$$\begin{pmatrix} \text{orange} \\ \text{red} \\ \text{blue} \\ \text{green} \\ \text{cyan} \\ \text{magenta} \\ \text{gray} \end{pmatrix}
 \begin{pmatrix} 0 & 0 & 0 & 1 \\ t1 & p1 & z1 & r1 \\ t2 & p2 & z2 & r2 \\ t3 & p3 & z3 & r3 \\ t4 & p4 & z4 & r4 \\ t5 & p5 & z5 & r5 \\ t6 & p6 & z6 & r6 \end{pmatrix}
 =
 \begin{pmatrix} 0 & 0 & 0 & 1 \\ 2.2344557833 & 3.1415926536 & 0 & 0.4424161588 \\ 1.493845935 & 3.5512530273 & 1.9436660557 & 0.7245086968 \\ 1.891605667 & 5.6917260248 & -2.7377466038 & 2.7041739475 \\ 1.4042016164 & 4.4070605926 & 0.6658298674 & 0.7245086968 \\ 0.7745288109 & 1.9462015992 & -2.0960004926 & 0.7245086969 \\ 1.0529825429 & 3.6017847364 & -1.1042053297 & 0.1548918413 \end{pmatrix}$$

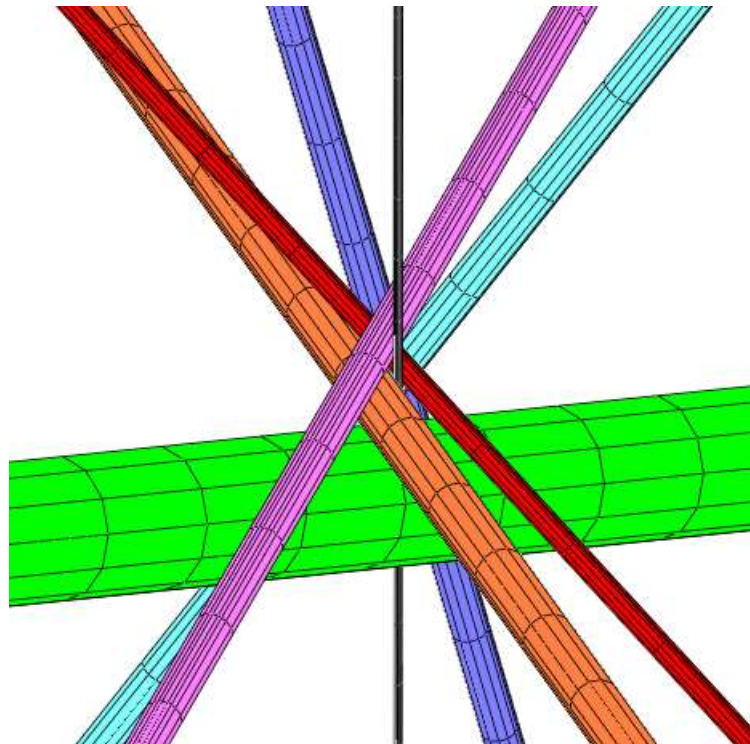
$$P = \begin{pmatrix} 0 & 1 & 1 & 1 & 1 & 1 & 1 \\ 1 & 0 & -1 & -1 & -1 & -1 & 1 \\ 1 & -1 & 0 & 1 & 1 & -1 & 1 \\ 1 & -1 & 1 & 0 & 1 & 1 & 1 \\ 1 & -1 & 1 & 1 & 0 & 1 & -1 \\ 1 & -1 & -1 & 1 & 1 & 0 & 1 \\ 1 & 1 & 1 & 1 & -1 & 1 & 0 \end{pmatrix}$$

$$R = \begin{pmatrix} 0 & 1 & 1 & 4 & 1 & 4 & 1 \\ 2 & 0 & 3 & 2 & 3 & 6 & 2 \\ 0 & 0 & 0 & 0 & 0 & 0 & 0 \\ 0 & 0 & 0 & 0 & 0 & 0 & 0 \\ 2 & 2 & 6 & 3 & 0 & 2 & 3 \\ 0 & 0 & 0 & 0 & 0 & 0 & 0 \\ 2 & 3 & 3 & 6 & 2 & 2 & 0 \end{pmatrix}$$

$$|P| = -10$$

$$I_3(P, R) = 10.1384615385$$

$$I_3(-P, R) = 15.8461538462$$



Appendix 4

7-cross

Configuration label ma69

$$\begin{pmatrix} \text{orange} \\ \text{red} \\ \text{blue} \\ \text{green} \\ \text{cyan} \\ \text{magenta} \\ \text{gray} \end{pmatrix} \begin{pmatrix} 0 & 0 & 0 & 1 \\ t1 & p1 & z1 & r1 \\ t2 & p2 & z2 & r2 \\ t3 & p3 & z3 & r3 \\ t4 & p4 & z4 & r4 \\ t5 & p5 & z5 & r5 \\ t6 & p6 & z6 & r6 \end{pmatrix} = \begin{pmatrix} 0 & 0 & 0 & 1 \\ 2.4350672766 & 3.1415926536 & 0 & 1 \\ 2.3306212912 & -3.0803765257 & 7.6740161121 & 1 \\ 1.2837798184 & -0.1197866094 & -14.3813154944 & 1 \\ 2.4618520543 & -2.9203250131 & 2.6628906163 & 1 \\ 0.6223654767 & 0.2513273739 & -7.2349214808 & 1 \\ 0.4102096255 & 6.6075059922 & -17.6852161963 & 0.42 \end{pmatrix}$$

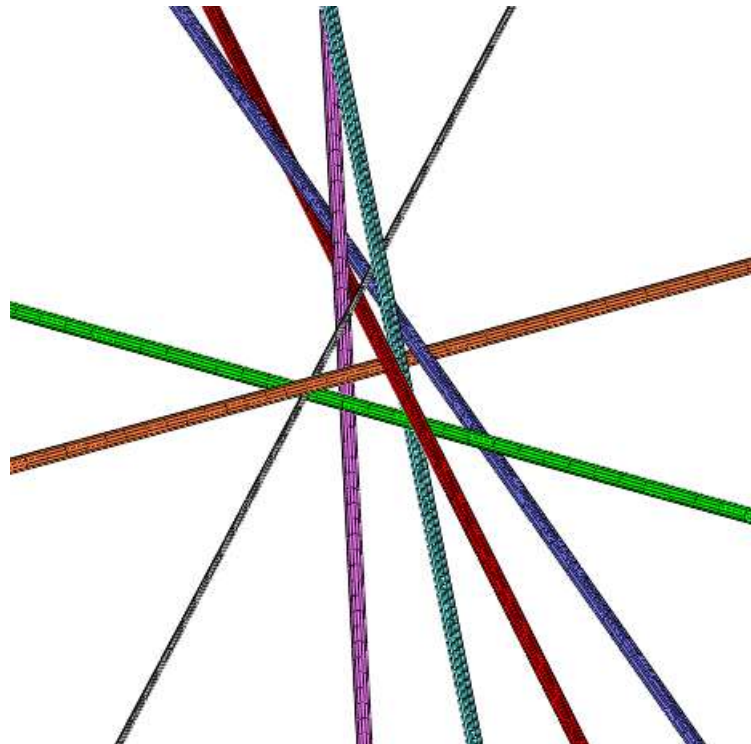
$$P = \begin{pmatrix} 0 & 1 & 1 & 1 & 1 & 1 & 1 \\ 1 & 0 & -1 & -1 & -1 & -1 & -1 \\ 1 & -1 & 0 & 1 & 1 & -1 & -1 \\ 1 & -1 & 1 & 0 & 1 & -1 & 1 \\ 1 & -1 & 1 & 1 & 0 & 1 & 1 \\ 1 & -1 & -1 & -1 & 1 & 0 & 1 \\ 1 & -1 & -1 & 1 & 1 & 1 & 0 \end{pmatrix}$$

$$R = \begin{pmatrix} 0 & 2 & 2 & 6 & 2 & 3 & 3 \\ 4 & 0 & 4 & 4 & 4 & 4 & 4 \\ 0 & 0 & 0 & 0 & 0 & 0 & 0 \\ 0 & 0 & 0 & 0 & 0 & 0 & 0 \\ 1 & 1 & 4 & 4 & 0 & 1 & 1 \\ 0 & 0 & 0 & 0 & 0 & 0 & 0 \\ 1 & 1 & 1 & 1 & 4 & 4 & 0 \end{pmatrix}$$

$$|P| = -10$$

$$I_3(P, R) = 11.2151898734$$

$$I_3(-P, R) = 12.1772151899$$



Appendix 4

7-cross

Configuration label ma67

$$\begin{pmatrix} \text{orange} \\ \text{red} \\ \text{blue} \\ \text{green} \\ \text{cyan} \\ \text{magenta} \\ \text{gray} \end{pmatrix} \begin{pmatrix} 0 & 0 & 0 & 1 \\ t1 & p1 & z1 & r1 \\ t2 & p2 & z2 & r2 \\ t3 & p3 & z3 & r3 \\ t4 & p4 & z4 & r4 \\ t5 & p5 & z5 & r5 \\ t6 & p6 & z6 & r6 \end{pmatrix} = \begin{pmatrix} 0 & 0 & 0 & 1 \\ 2.9680871265 & 3.1415926536 & 0 & 1 \\ 2.4656809729 & -2.6433270855 & 16.0186869199 & 1 \\ 3.0215413671 & -1.0230355358 & -21.0490886869 & 1 \\ 0.7595430869 & -2.0193885871 & 8.1348382419 & 1 \\ 0.1044514939 & 7.9156563623 & -30.1645938871 & 1 \\ 0.2122535362 & 3.7432271956 & -8.8710230251 & 0.22 \end{pmatrix}$$

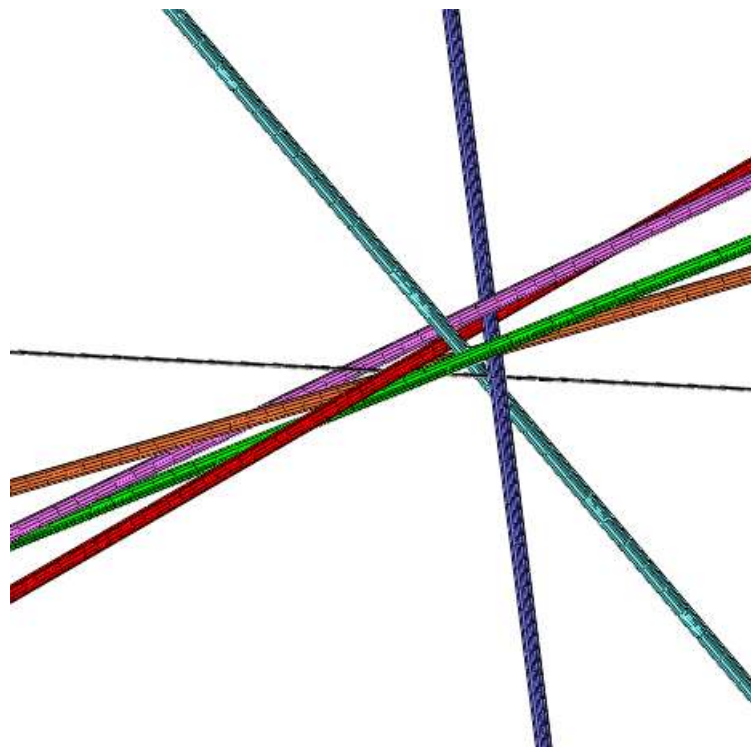
$$P = \begin{pmatrix} 0 & 1 & 1 & 1 & 1 & 1 & 1 \\ 1 & 0 & -1 & -1 & -1 & -1 & 1 \\ 1 & -1 & 0 & 1 & 1 & -1 & 1 \\ 1 & -1 & 1 & 0 & 1 & 1 & 1 \\ 1 & -1 & 1 & 1 & 0 & 1 & -1 \\ 1 & -1 & -1 & 1 & 1 & 0 & 1 \\ 1 & 1 & 1 & 1 & -1 & 1 & 0 \end{pmatrix}$$

$$R = \begin{pmatrix} 0 & 1 & 1 & 4 & 1 & 4 & 1 \\ 2 & 0 & 3 & 2 & 3 & 6 & 2 \\ 0 & 0 & 0 & 0 & 0 & 0 & 0 \\ 0 & 0 & 0 & 0 & 0 & 0 & 0 \\ 2 & 2 & 6 & 3 & 0 & 2 & 3 \\ 0 & 0 & 0 & 0 & 0 & 0 & 0 \\ 3 & 2 & 2 & 6 & 2 & 3 & 0 \end{pmatrix}$$

$$|P| = -10$$

$$I_3(P, R) = 8.3770491803$$

$$I_3(-P, R) = 15.9672131148$$



Appendix 4

7-cross

Configuration label ma39

$$\begin{pmatrix} \text{orange} \\ \text{red} \\ \text{blue} \\ \text{green} \\ \text{cyan} \\ \text{magenta} \\ \text{gray} \end{pmatrix} \begin{pmatrix} 0 & 0 & 0 & 1 \\ t1 & p1 & z1 & r1 \\ t2 & p2 & z2 & r2 \\ t3 & p3 & z3 & r3 \\ t4 & p4 & z4 & r4 \\ t5 & p5 & z5 & r5 \\ t6 & p6 & z6 & r6 \end{pmatrix} = \begin{pmatrix} 0 & 0 & 0 & 1 \\ 2.7374809407 & 3.1415926536 & 0 & 1 \\ 1.0463047815 & -0.2698607451 & -12.3689131406 & 1 \\ 2.703525161 & -2.7910472102 & 3.5146536054 & 1 \\ 2.7596167402 & -2.8672770393 & -6.7151801635 & 1 \\ 0.4190435343 & 0.3754305768 & -4.1179263214 & 1 \\ 0.2758141584 & 6.7826908518 & -14.5848370812 & 0.5015750769 \end{pmatrix}$$

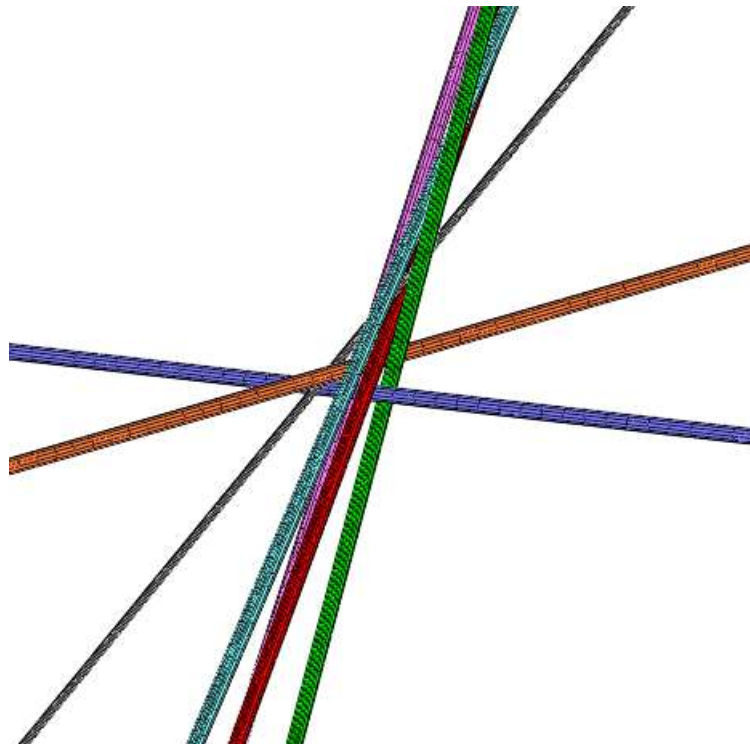
$$P = \begin{pmatrix} 0 & 1 & 1 & 1 & 1 & 1 & 1 \\ 1 & 0 & -1 & -1 & 1 & -1 & -1 \\ 1 & -1 & 0 & 1 & -1 & -1 & 1 \\ 1 & -1 & 1 & 0 & -1 & 1 & 1 \\ 1 & 1 & -1 & -1 & 0 & -1 & 1 \\ 1 & -1 & -1 & 1 & -1 & 0 & 1 \\ 1 & -1 & 1 & 1 & 1 & 1 & 0 \end{pmatrix}$$

$$R = \begin{pmatrix} 0 & 2 & 6 & 2 & 2 & 3 & 3 \\ 3 & 0 & 3 & 6 & 2 & 2 & 2 \\ 0 & 0 & 0 & 0 & 0 & 0 & 0 \\ 0 & 0 & 0 & 0 & 0 & 0 & 0 \\ 1 & 1 & 1 & 4 & 0 & 4 & 1 \\ 0 & 0 & 0 & 0 & 0 & 0 & 0 \\ 2 & 2 & 2 & 3 & 3 & 6 & 0 \end{pmatrix}$$

$$|P| = -10$$

$$I_3(P, R) = 2.5573770492$$

$$I_3(-P, R) = 21.7868852459$$



Appendix 4

7-cross

Configuration label ma36

$$\begin{pmatrix} \text{orange} \\ \text{red} \\ \text{blue} \\ \text{green} \\ \text{cyan} \\ \text{magenta} \\ \text{gray} \end{pmatrix} \begin{pmatrix} 0 & 0 & 0 & 1 \\ t1 & p1 & z1 & r1 \\ t2 & p2 & z2 & r2 \\ t3 & p3 & z3 & r3 \\ t4 & p4 & z4 & r4 \\ t5 & p5 & z5 & r5 \\ t6 & p6 & z6 & r6 \end{pmatrix} = \begin{pmatrix} 0 & 0 & 0 & 1 \\ 1.815649312 & 3.1415926536 & 0 & 1 \\ 3.1010695435 & -0.5013348391 & -91.0269771184 & 1 \\ 1.4528433228 & -1.9434430426 & 1.9306092387 & 1 \\ 0.0563311292 & 1.674572818 & -67.2844777746 & 1 \\ 0.03185402 & 8.1135418711 & -92.7747858406 & 0.1561241855 \\ 1.4075891494 & 4.3135291794 & -2.1104319155 & 0.9 \end{pmatrix}$$

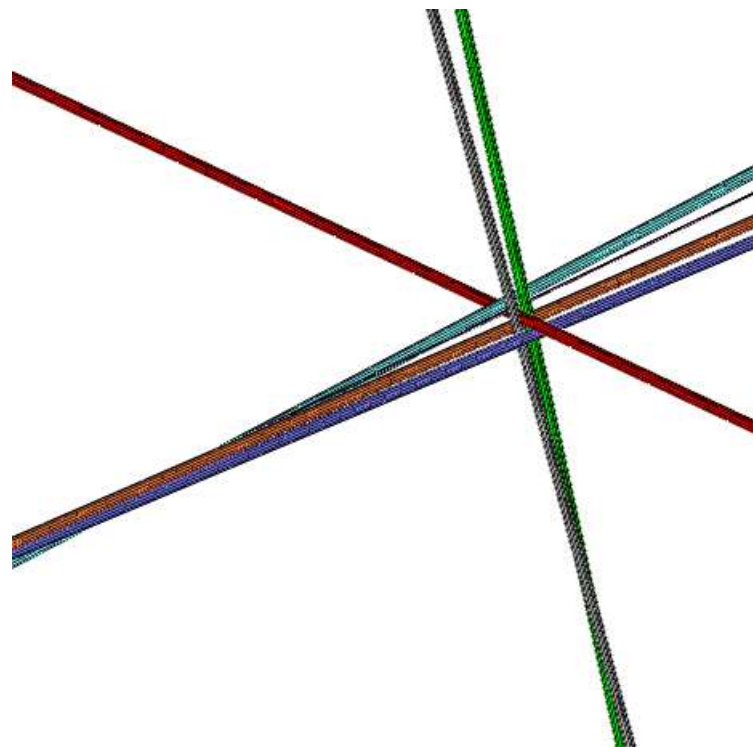
$$P = \begin{pmatrix} 0 & 1 & 1 & 1 & 1 & 1 & 1 \\ 1 & 0 & -1 & -1 & -1 & -1 & 1 \\ 1 & -1 & 0 & 1 & -1 & 1 & 1 \\ 1 & -1 & 1 & 0 & 1 & 1 & -1 \\ 1 & -1 & -1 & 1 & 0 & 1 & 1 \\ 1 & -1 & 1 & 1 & 1 & 0 & 1 \\ 1 & 1 & 1 & -1 & 1 & 1 & 0 \end{pmatrix}$$

$$R = \begin{pmatrix} 0 & 2 & 6 & 2 & 3 & 3 & 2 \\ 2 & 0 & 2 & 6 & 3 & 3 & 2 \\ 0 & 0 & 0 & 0 & 0 & 0 & 0 \\ 0 & 0 & 0 & 0 & 0 & 0 & 0 \\ 0 & 0 & 0 & 0 & 0 & 0 & 0 \\ 2 & 2 & 2 & 3 & 6 & 0 & 3 \\ 2 & 3 & 6 & 3 & 2 & 2 & 0 \end{pmatrix}$$

$$|P| = -10$$

$$I_3(P, R) = 10.7094017094$$

$$I_3(-P, R) = 16.3418803419$$



Appendix 4

7-cross

Configuration label ma27

$$\begin{pmatrix} \text{orange} \\ \text{red} \\ \text{blue} \\ \text{green} \\ \text{cyan} \\ \text{magenta} \\ \text{gray} \end{pmatrix} \begin{pmatrix} 0 & 0 & 0 & 1 \\ t1 & p1 & z1 & r1 \\ t2 & p2 & z2 & r2 \\ t3 & p3 & z3 & r3 \\ t4 & p4 & z4 & r4 \\ t5 & p5 & z5 & r5 \\ t6 & p6 & z6 & r6 \end{pmatrix} = \begin{pmatrix} 0 & 0 & 0 & 1 \\ 0.8670725547 & 3.1415926536 & 0 & 1 \\ 2.9471707151 & 5.0396314482 & -22.2887966512 & 1 \\ 2.3055759111 & 4.3795424785 & -3.7010800277 & 1 \\ 2.9620830068 & 3.9095881359 & -21.5844134055 & 1 \\ 0.1930653908 & 14.456658727 & -15.5915792155 & 0.2018724285 \\ 0.4265892635 & 9.5112644416 & -10.8742649147 & 0.35 \end{pmatrix}$$

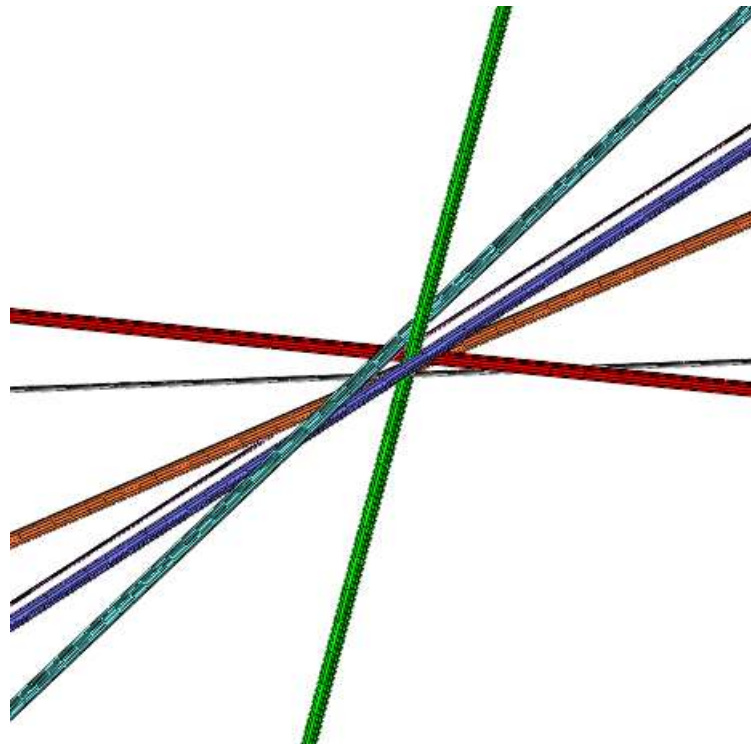
$$P = \begin{pmatrix} 0 & 1 & 1 & 1 & 1 & 1 & 1 \\ 1 & 0 & 1 & 1 & 1 & -1 & 1 \\ 1 & 1 & 0 & 1 & -1 & 1 & 1 \\ 1 & 1 & 1 & 0 & -1 & 1 & -1 \\ 1 & 1 & -1 & -1 & 0 & 1 & 1 \\ 1 & -1 & 1 & 1 & 1 & 0 & 1 \\ 1 & 1 & 1 & -1 & 1 & 1 & 0 \end{pmatrix}$$

$$R = \begin{pmatrix} 0 & 1 & 4 & 1 & 1 & 4 & 1 \\ 0 & 0 & 0 & 0 & 0 & 0 & 0 \\ 0 & 0 & 0 & 0 & 0 & 0 & 0 \\ 2 & 6 & 3 & 0 & 2 & 2 & 3 \\ 0 & 0 & 0 & 0 & 0 & 0 & 0 \\ 1 & 4 & 1 & 1 & 4 & 0 & 1 \\ 5 & 3 & 5 & 3 & 4 & 4 & 0 \end{pmatrix}$$

$$|P| = -10$$

$$I_3(P, R) = -0.7073170732$$

$$I_3(-P, R) = 24.5731707317$$



Appendix 4

7-cross

Configuration label ma26

$$\begin{pmatrix} \text{orange} \\ \text{red} \\ \text{blue} \\ \text{green} \\ \text{cyan} \\ \text{magenta} \\ \text{gray} \end{pmatrix} \begin{pmatrix} 0 & 0 & 0 & 1 \\ t1 & p1 & z1 & r1 \\ t2 & p2 & z2 & r2 \\ t3 & p3 & z3 & r3 \\ t4 & p4 & z4 & r4 \\ t5 & p5 & z5 & r5 \\ t6 & p6 & z6 & r6 \end{pmatrix} = \begin{pmatrix} 0 & 0 & 0 & 1 \\ 2.9992963375 & 3.1415926536 & 0 & 1 \\ 3.0697117671 & 5.3858609763 & -135.4537848705 & 1 \\ 2.3792005688 & 3.3643725978 & -55.8140165278 & 1 \\ 0.0507457798 & 7.6599867482 & -70.8575344312 & 1 \\ 0.0312215801 & 14.0694186276 & -94.2720843883 & 0.1255909636 \\ 2.3827817956 & 9.5926170298 & -58.3001663582 & 0.8 \end{pmatrix}$$


$$P = \begin{pmatrix} 0 & 1 & 1 & 1 & 1 & 1 & 1 \\ 1 & 0 & 1 & 1 & -1 & -1 & 1 \\ 1 & 1 & 0 & 1 & -1 & 1 & 1 \\ 1 & 1 & 1 & 0 & 1 & 1 & -1 \\ 1 & -1 & -1 & 1 & 0 & 1 & 1 \\ 1 & -1 & 1 & 1 & 1 & 0 & 1 \\ 1 & 1 & 1 & -1 & 1 & 1 & 0 \end{pmatrix}$$

$$R = \begin{pmatrix} 0 & 2 & 6 & 2 & 3 & 3 & 2 \\ 0 & 0 & 0 & 0 & 0 & 0 & 0 \\ 0 & 0 & 0 & 0 & 0 & 0 & 0 \\ 2 & 6 & 3 & 0 & 2 & 2 & 3 \\ 0 & 0 & 0 & 0 & 0 & 0 & 0 \\ 2 & 2 & 2 & 3 & 6 & 0 & 3 \\ 2 & 3 & 6 & 3 & 2 & 2 & 0 \end{pmatrix}$$

$|P| = -10$

$I_3(P, R) = 12.6612903226$

$I_3(-P, R) = 15.2903225806$



Appendix 4

7-cross

Configuration label a58

$$\begin{pmatrix} \text{orange} \\ \text{red} \\ \text{blue} \\ \text{green} \\ \text{cyan} \\ \text{magenta} \\ \text{gray} \end{pmatrix}
 \begin{pmatrix} 0 & 0 & 0 & 1 \\ t1 & p1 & z1 & r1 \\ t2 & p2 & z2 & r2 \\ t3 & p3 & z3 & r3 \\ t4 & p4 & z4 & r4 \\ t5 & p5 & z5 & r5 \\ t6 & p6 & z6 & r6 \end{pmatrix}
 =
 \begin{pmatrix} 0 & 0 & 0 & 1 \\ 0.5096303691 & 3.1415926536 & 0 & 1 \\ 0.3766959277 & 8.5250650362 & 1.2958990871 & 1 \\ 0.4150556985 & 6.6831650665 & -19.5123392101 & 1 \\ 0.2379693866 & 8.2983149218 & -15.9506530822 & 1 \\ 2.8293243125 & 4.9213200305 & -10.1489077064 & 1 \\ 0.4796952391 & 2.1870970378 & -6.3368384738 & 0.32 \end{pmatrix}$$

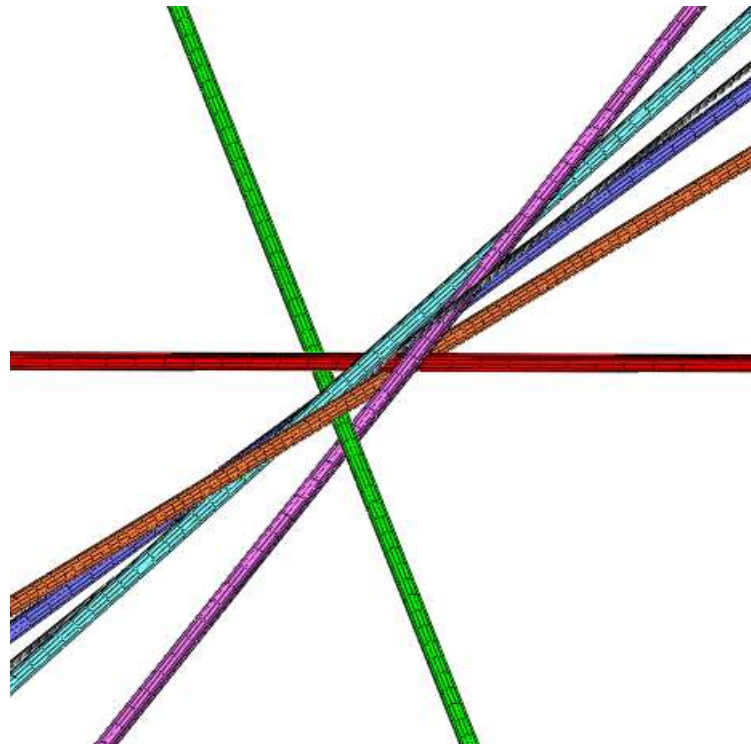
$$P = \begin{pmatrix} 0 & 1 & 1 & 1 & 1 & 1 & 1 \\ 1 & 0 & 1 & 1 & -1 & 1 & -1 \\ 1 & 1 & 0 & -1 & -1 & 1 & -1 \\ 1 & 1 & -1 & 0 & 1 & 1 & -1 \\ 1 & -1 & -1 & 1 & 0 & 1 & -1 \\ 1 & 1 & 1 & 1 & 1 & 0 & -1 \\ 1 & -1 & -1 & -1 & -1 & -1 & 0 \end{pmatrix}$$

$$R = \begin{pmatrix} 0 & 1 & 1 & 4 & 1 & 4 & 1 \\ 2 & 0 & 6 & 2 & 3 & 3 & 2 \\ 0 & 0 & 0 & 0 & 0 & 0 & 0 \\ 0 & 0 & 0 & 0 & 0 & 0 & 0 \\ 0 & 0 & 0 & 0 & 0 & 0 & 0 \\ 0 & 0 & 0 & 0 & 0 & 0 & 0 \\ 5 & 3 & 3 & 5 & 4 & 4 & 0 \end{pmatrix}$$

$$|P| = -10$$

$$I3(P, R) = 1.7142857143$$

$$I3(-P, R) = 19.8571428571$$



Appendix 4

7-cross

Configuration label a56

$$\begin{pmatrix} \text{orange} \\ \text{red} \\ \text{blue} \\ \text{green} \\ \text{cyan} \\ \text{magenta} \\ \text{gray} \end{pmatrix} \begin{pmatrix} 0 & 0 & 0 & 1 \\ t1 & p1 & z1 & r1 \\ t2 & p2 & z2 & r2 \\ t3 & p3 & z3 & r3 \\ t4 & p4 & z4 & r4 \\ t5 & p5 & z5 & r5 \\ t6 & p6 & z6 & r6 \end{pmatrix} = \begin{pmatrix} 0 & 0 & 0 & 1 \\ 1.1109456268 & 3.1415926536 & 0 & 1 \\ 0.5277928906 & 8.4500165895 & 1.7854883041 & 1 \\ 0.2927269363 & 6.6606983808 & -19.3012389549 & 1 \\ 2.8485296782 & 4.3985915219 & -11.7210902945 & 1 \\ 2.955444361 & -2.0452911715 & -16.0333171763 & 0.18 \\ 0.840433757 & 1.8181873884 & -4.910955917 & 1 \end{pmatrix}$$

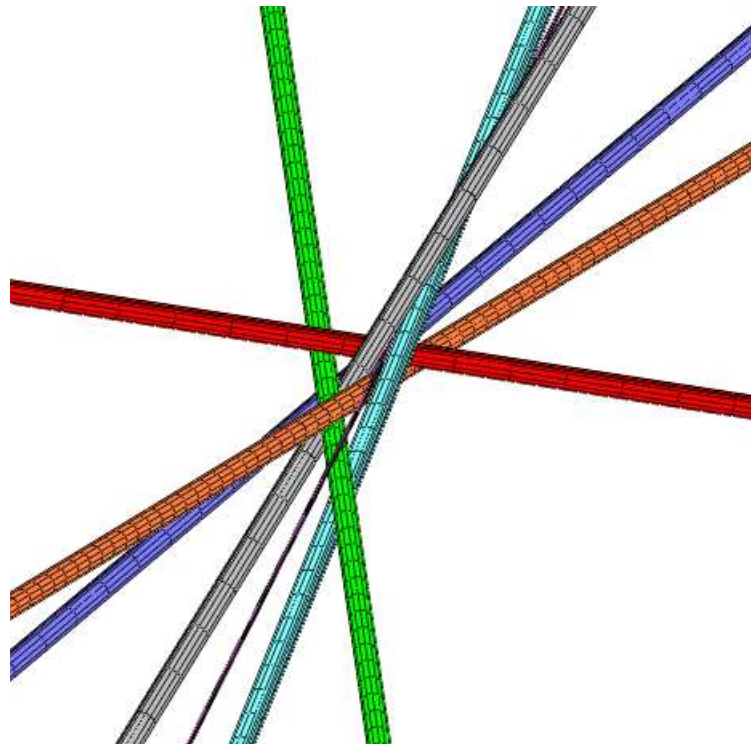
$$P = \begin{pmatrix} 0 & 1 & 1 & 1 & 1 & 1 & 1 \\ 1 & 0 & 1 & 1 & 1 & 1 & -1 \\ 1 & 1 & 0 & -1 & 1 & 1 & -1 \\ 1 & 1 & -1 & 0 & 1 & -1 & -1 \\ 1 & 1 & 1 & 1 & 0 & -1 & -1 \\ 1 & 1 & 1 & -1 & -1 & 0 & -1 \\ 1 & -1 & -1 & -1 & -1 & -1 & 0 \end{pmatrix}$$

$$R = \begin{pmatrix} 0 & 2 & 2 & 6 & 3 & 3 & 2 \\ 2 & 0 & 6 & 2 & 3 & 3 & 2 \\ 0 & 0 & 0 & 0 & 0 & 0 & 0 \\ 0 & 0 & 0 & 0 & 0 & 0 & 0 \\ 0 & 0 & 0 & 0 & 0 & 0 & 0 \\ 1 & 1 & 1 & 1 & 4 & 0 & 4 \\ 2 & 3 & 3 & 6 & 2 & 2 & 0 \end{pmatrix}$$

$$|P| = -10$$

$$I_3(P, R) = 8.4242424242$$

$$I_3(-P, R) = 19.4025974026$$



Appendix 4

7-cross

Configuration label e13

$$\begin{pmatrix} \text{orange} \\ \text{red} \\ \text{blue} \\ \text{green} \\ \text{cyan} \\ \text{magenta} \\ \text{gray} \end{pmatrix} \begin{pmatrix} 0 & 0 & 0 & 1 \\ t1 & p1 & z1 & r1 \\ t2 & p2 & z2 & r2 \\ t3 & p3 & z3 & r3 \\ t4 & p4 & z4 & r4 \\ t5 & p5 & z5 & r5 \\ t6 & p6 & z6 & r6 \end{pmatrix} = \begin{pmatrix} 0 & 0 & 0 & 1 \\ 2.4842823378 & 3.1415926536 & 0 & 1.5184960175 \\ 0.7040583282 & 5.4868383704 & 4.6701097909 & 1.788136383 \\ -0.3066658752 & 2.057068686 & -6.7132406797 & 2.4814404713 \\ 2.5573886738 & 2.3846938085 & 20.0511391079 & 7.0176373237 \\ 0.8781268932 & 0.0885453641 & 10.0384682835 & 0.6080764253 \\ -0.5867999455 & 2.723580373 & 4.7750878577 & 0.1397635765 \end{pmatrix}$$

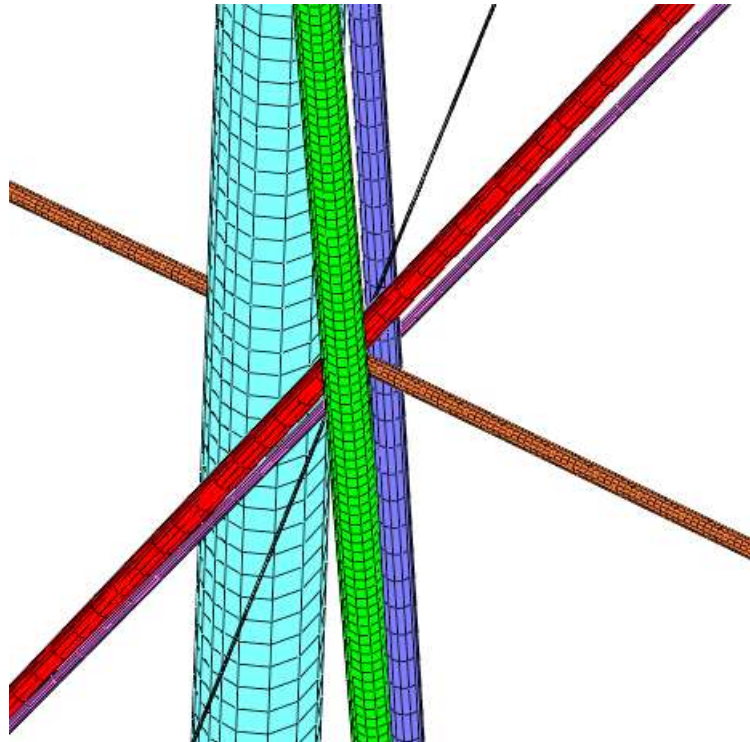
$$P = \begin{pmatrix} 0 & 1 & 1 & -1 & 1 & 1 & -1 \\ 1 & 0 & -1 & 1 & 1 & -1 & -1 \\ 1 & -1 & 0 & 1 & -1 & -1 & 1 \\ -1 & 1 & 1 & 0 & 1 & -1 & -1 \\ 1 & 1 & -1 & 1 & 0 & -1 & -1 \\ 1 & -1 & -1 & -1 & -1 & 0 & -1 \\ -1 & -1 & 1 & -1 & -1 & -1 & 0 \end{pmatrix}$$

$$R = \begin{pmatrix} 0 & 2 & 6 & 3 & 2 & 3 & 2 \\ 0 & 0 & 0 & 0 & 0 & 0 & 0 \\ 0 & 0 & 0 & 0 & 0 & 0 & 0 \\ 0 & 0 & 0 & 0 & 0 & 0 & 0 \\ 0 & 0 & 0 & 0 & 0 & 0 & 0 \\ 2 & 2 & 2 & 3 & 6 & 0 & 3 \\ 2 & 6 & 2 & 2 & 3 & 3 & 0 \end{pmatrix}$$

$$|P| = -2$$

$$I_3(P, R) = 15.9166666667$$

$$I_3(-P, R) = 14.4166666667$$



Appendix 4

7-cross

Configuration label c69

$$\begin{pmatrix} \text{orange} \\ \text{red} \\ \text{blue} \\ \text{green} \\ \text{cyan} \\ \text{magenta} \\ \text{gray} \end{pmatrix} \begin{pmatrix} 0 & 0 & 0 & 1 \\ t1 & p1 & z1 & r1 \\ t2 & p2 & z2 & r2 \\ t3 & p3 & z3 & r3 \\ t4 & p4 & z4 & r4 \\ t5 & p5 & z5 & r5 \\ t6 & p6 & z6 & r6 \end{pmatrix} = \begin{pmatrix} 0 & 0 & 0 & 1 \\ 1.3624573075 & 3.1415926536 & 0 & 1.1253423662 \\ 2.0370199171 & 2.6951112155 & 4.3279705032 & 0.8522641276 \\ 0.3292355244 & 0.4768014425 & -11.9983435682 & 1.1253423662 \\ 1.3815920754 & 2.0757474625 & 1.8067539983 & 1.1253423662 \\ -2.2329342208 & 5.3820397842 & -7.9050531083 & 14.4127228981 \\ 2.8883760432 & 4.7817556419 & -14.346597525 & 0.3941363942 \end{pmatrix}$$

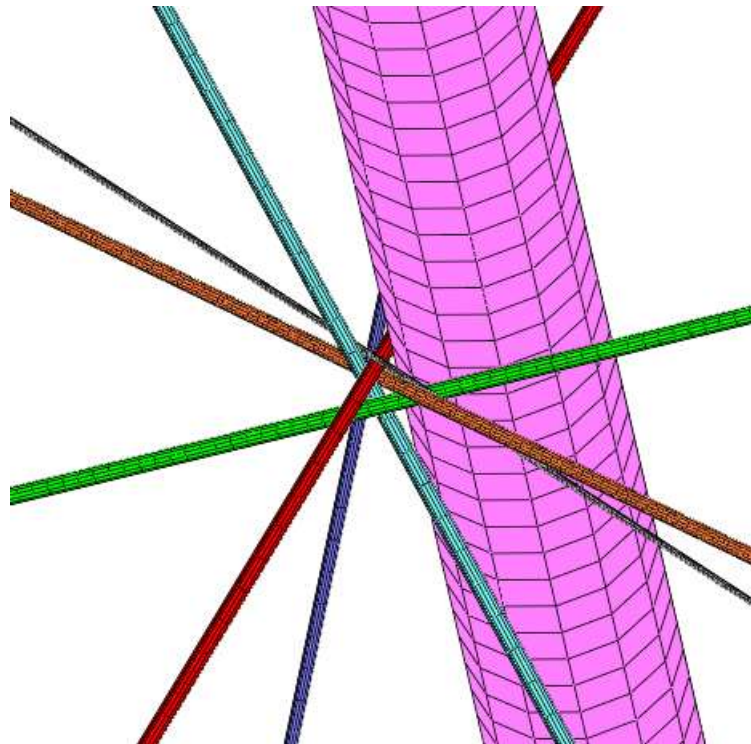
$$P = \begin{pmatrix} 0 & 1 & 1 & 1 & 1 & -1 & 1 \\ 1 & 0 & 1 & 1 & 1 & -1 & 1 \\ 1 & 1 & 0 & -1 & -1 & -1 & 1 \\ 1 & 1 & -1 & 0 & -1 & -1 & -1 \\ 1 & 1 & -1 & -1 & 0 & -1 & -1 \\ -1 & -1 & -1 & -1 & -1 & 0 & 1 \\ 1 & 1 & 1 & -1 & -1 & 1 & 0 \end{pmatrix}$$

$$R = \begin{pmatrix} 0 & 3 & 3 & 5 & 4 & 5 & 4 \\ 3 & 0 & 5 & 3 & 4 & 4 & 5 \\ 0 & 0 & 0 & 0 & 0 & 0 & 0 \\ 0 & 0 & 0 & 0 & 0 & 0 & 0 \\ 1 & 1 & 4 & 4 & 0 & 1 & 1 \\ 0 & 0 & 0 & 0 & 0 & 0 & 0 \\ 0 & 0 & 0 & 0 & 0 & 0 & 0 \end{pmatrix}$$

$$|P| = -2$$

$$I_3(P, R) = 7.8$$

$$I_3(-P, R) = 16.1$$



Appendix 4

7-cross

Configuration label ma47

$$\begin{pmatrix} \text{orange} \\ \text{red} \\ \text{blue} \\ \text{green} \\ \text{cyan} \\ \text{magenta} \\ \text{gray} \end{pmatrix} \begin{pmatrix} 0 & 0 & 0 & 1 \\ t1 & p1 & z1 & r1 \\ t2 & p2 & z2 & r2 \\ t3 & p3 & z3 & r3 \\ t4 & p4 & z4 & r4 \\ t5 & p5 & z5 & r5 \\ t6 & p6 & z6 & r6 \end{pmatrix} = \begin{pmatrix} 0 & 0 & 0 & 1 \\ 3.0452079427 & 3.1415926536 & 0 & 1 \\ 0.1723459538 & -0.8583318575 & 0.8586515965 & 1 \\ 0.1667920833 & -0.5523132023 & -7.5962213713 & 1 \\ 2.4571207529 & -0.7156053079 & -96.3740086147 & 1 \\ 2.6455827091 & 9.0771697776 & -46.417569502 & 1 \\ 0.1382831705 & 5.4714409861 & -24.9579225639 & 0.41 \end{pmatrix}$$

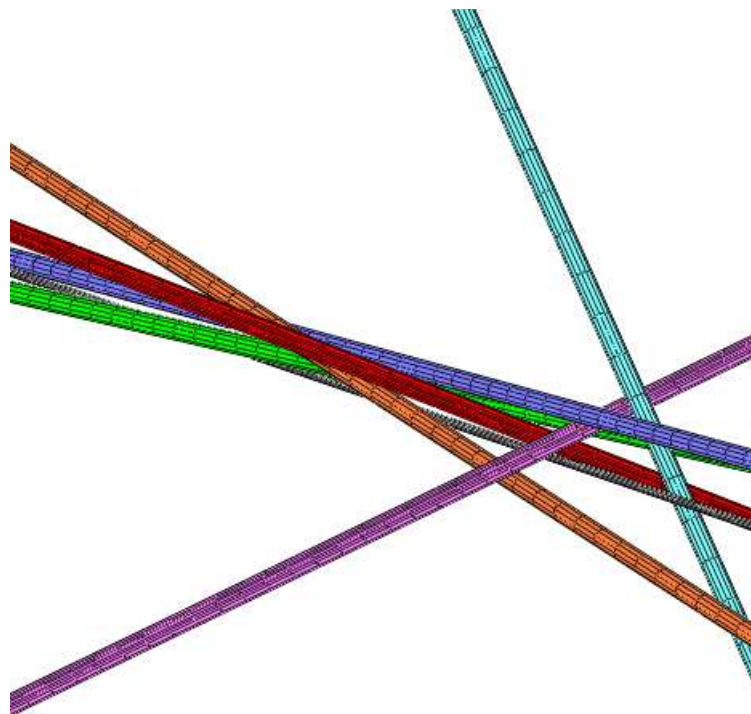
$$P = \begin{pmatrix} 0 & 1 & 1 & 1 & 1 & 1 & 1 \\ 1 & 0 & -1 & -1 & 1 & -1 & 1 \\ 1 & -1 & 0 & 1 & 1 & -1 & 1 \\ 1 & -1 & 1 & 0 & -1 & 1 & -1 \\ 1 & 1 & 1 & -1 & 0 & 1 & 1 \\ 1 & -1 & -1 & 1 & 1 & 0 & 1 \\ 1 & 1 & 1 & -1 & 1 & 1 & 0 \end{pmatrix}$$

$$R = \begin{pmatrix} 0 & 0 & 0 & 0 & 0 & 0 & 0 \\ 4 & 0 & 4 & 4 & 4 & 4 & 4 \\ 0 & 0 & 0 & 0 & 0 & 0 & 0 \\ 1 & 1 & 4 & 0 & 1 & 1 & 4 \\ 0 & 0 & 0 & 0 & 0 & 0 & 0 \\ 1 & 1 & 4 & 1 & 4 & 0 & 1 \\ 4 & 1 & 1 & 1 & 4 & 1 & 0 \end{pmatrix}$$

$$|P| = -2$$

$$I_3(P, R) = 16.5365853659$$

$$I_3(-P, R) = 5.3414634146$$



Appendix 4

7-cross

Configuration label ma45

$$\begin{pmatrix} \text{orange} \\ \text{red} \\ \text{blue} \\ \text{green} \\ \text{cyan} \\ \text{magenta} \\ \text{gray} \end{pmatrix} \begin{pmatrix} 0 & 0 & 0 & 1 \\ t1 & p1 & z1 & r1 \\ t2 & p2 & z2 & r2 \\ t3 & p3 & z3 & r3 \\ t4 & p4 & z4 & r4 \\ t5 & p5 & z5 & r5 \\ t6 & p6 & z6 & r6 \end{pmatrix} = \begin{pmatrix} 0 & 0 & 0 & 1 \\ 2.4711453573 & 3.1415926536 & 0 & 1 \\ 2.2139336809 & -2.9787958435 & 6.5758804565 & 1 \\ 2.6258628753 & -2.801182907 & -5.7553128549 & 1 \\ 0.6091778375 & 0.5647215202 & -4.687691704 & 1 \\ 0.404281182 & 6.903913655 & -8.8838241141 & 0.13 \\ 2.2129197866 & 3.3044798459 & -2.2323959752 & 0.25 \end{pmatrix}$$

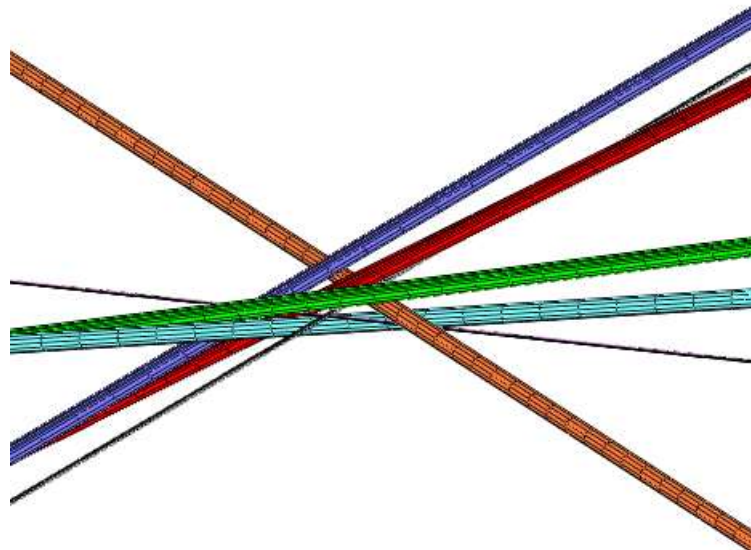
$$P = \begin{pmatrix} 0 & 1 & 1 & 1 & 1 & 1 \\ 1 & 0 & -1 & 1 & -1 & -1 \\ 1 & -1 & 0 & 1 & -1 & -1 \\ 1 & 1 & 1 & 0 & -1 & 1 \\ 1 & -1 & -1 & -1 & 0 & 1 \\ 1 & -1 & -1 & 1 & 1 & 0 \\ 1 & 1 & 1 & 1 & 1 & 0 \end{pmatrix}$$

$$R = \begin{pmatrix} 0 & 0 & 0 & 0 & 0 & 0 \\ 3 & 0 & 6 & 2 & 2 & 2 \\ 0 & 0 & 0 & 0 & 0 & 0 \\ 0 & 0 & 0 & 0 & 0 & 0 \\ 0 & 0 & 0 & 0 & 0 & 0 \\ 3 & 3 & 4 & 5 & 5 & 0 \\ 4 & 1 & 1 & 4 & 1 & 1 \end{pmatrix}$$

$$|P| = -2$$

$$I_3(P, R) = 18.8965517241$$

$$I_3(-P, R) = 2.9655172414$$



Appendix 4

7-cross

Configuration label a15

$$\begin{pmatrix} \text{orange} \\ \text{red} \\ \text{blue} \\ \text{green} \\ \text{cyan} \\ \text{magenta} \\ \text{gray} \end{pmatrix} \begin{pmatrix} 0 & 0 & 0 & 1 \\ t1 & p1 & z1 & r1 \\ t2 & p2 & z2 & r2 \\ t3 & p3 & z3 & r3 \\ t4 & p4 & z4 & r4 \\ t5 & p5 & z5 & r5 \\ t6 & p6 & z6 & r6 \end{pmatrix} = \begin{pmatrix} 0 & 0 & 0 & 1 \\ 0.3670539738 & 3.1415926536 & 0 & 1 \\ 0.9702020678 & 3.7534162051 & 9.5819794215 & 1 \\ 2.6862801939 & 0.3531540227 & -0.2307994636 & 1 \\ 2.6065227644 & 0.2251887379 & -6.7421034487 & 1 \\ 2.4654065903 & 6.8101965651 & -3.4888901462 & 0.25 \\ 2.7496307564 & 6.0829608965 & -0.6114696657 & 0.1233979826 \end{pmatrix}$$

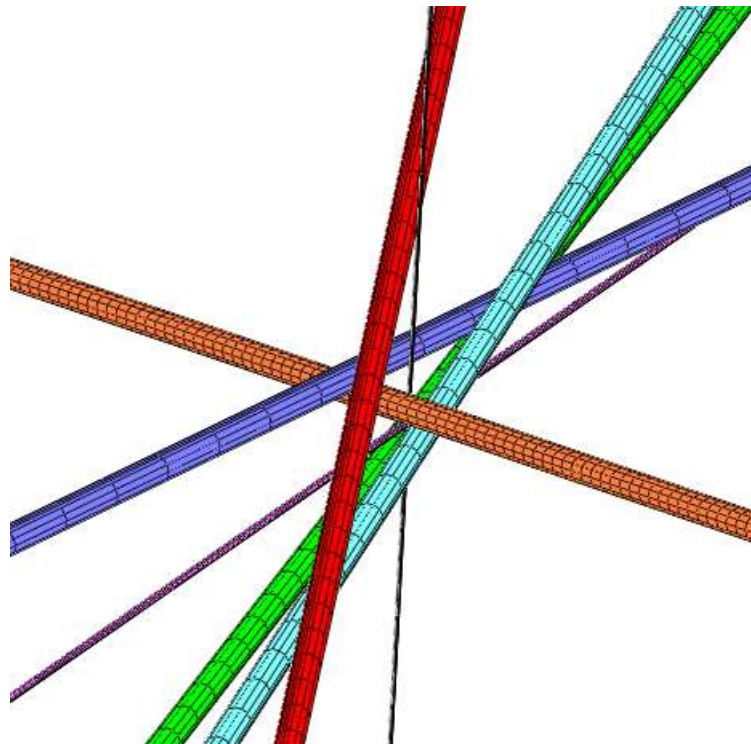
$$P = \begin{pmatrix} 0 & 1 & 1 & 1 & 1 & 1 & 1 \\ 1 & 0 & -1 & 1 & 1 & 1 & 1 \\ 1 & -1 & 0 & -1 & 1 & -1 & 1 \\ 1 & 1 & -1 & 0 & -1 & 1 & -1 \\ 1 & 1 & 1 & -1 & 0 & -1 & 1 \\ 1 & 1 & -1 & 1 & -1 & 0 & 1 \\ 1 & 1 & 1 & -1 & 1 & 1 & 0 \end{pmatrix}$$

$$R = \begin{pmatrix} 0 & 6 & 3 & 2 & 2 & 2 & 3 \\ 0 & 0 & 0 & 0 & 0 & 0 & 0 \\ 0 & 0 & 0 & 0 & 0 & 0 & 0 \\ 0 & 0 & 0 & 0 & 0 & 0 & 0 \\ 0 & 0 & 0 & 0 & 0 & 0 & 0 \\ 3 & 4 & 3 & 5 & 5 & 0 & 4 \\ 2 & 2 & 6 & 2 & 3 & 3 & 0 \end{pmatrix}$$

$|P| = -2$

$I_3(P, R) = 7.4242424242$

$I_3(-P, R) = 23.9393939394$



Appendix 4

7-cross

Configuration label a12

$$\begin{pmatrix} \text{orange} \\ \text{red} \\ \text{blue} \\ \text{green} \\ \text{cyan} \\ \text{magenta} \\ \text{gray} \end{pmatrix} \begin{pmatrix} 0 & 0 & 0 & 1 \\ t1 & p1 & z1 & r1 \\ t2 & p2 & z2 & r2 \\ t3 & p3 & z3 & r3 \\ t4 & p4 & z4 & r4 \\ t5 & p5 & z5 & r5 \\ t6 & p6 & z6 & r6 \end{pmatrix} = \begin{pmatrix} 0 & 0 & 0 & 1 \\ 0.9229270329 & 3.1415926536 & 0 & 1 \\ 2.7035309819 & 3.6787289084 & 10.4129688582 & 1 \\ 2.0500812188 & -3.2822441705 & 18.2448210165 & 1 \\ 1.9623658867 & 3.2573260042 & 20.3670756694 & 1 \\ 1.3305510155 & 9.348020398 & 13.3869154539 & 0.2 \\ 2.9211508015 & 5.8644979027 & -17.2995624019 & 0.049076264 \end{pmatrix}$$

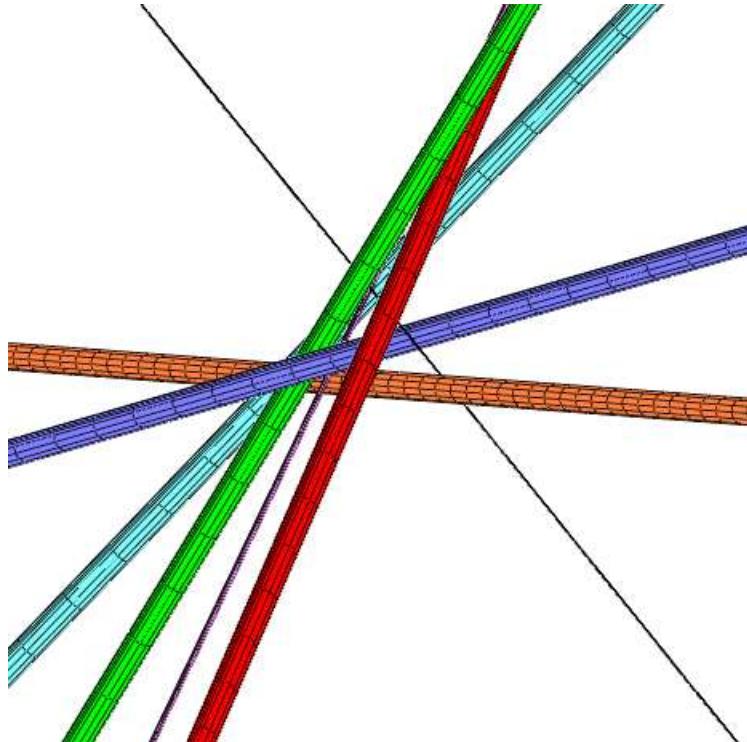
$$\mathbf{P} = \begin{pmatrix} 0 & 1 & 1 & 1 & 1 & 1 & 1 \\ 1 & 0 & -1 & 1 & -1 & 1 & -1 \\ 1 & -1 & 0 & 1 & 1 & 1 & 1 \\ 1 & 1 & 1 & 0 & -1 & 1 & -1 \\ 1 & -1 & 1 & -1 & 0 & -1 & 1 \\ 1 & 1 & 1 & 1 & -1 & 0 & 1 \\ 1 & -1 & 1 & -1 & 1 & 1 & 0 \end{pmatrix}$$

$$\mathbf{R} = \begin{pmatrix} 0 & 0 & 0 & 0 & 0 & 0 & 0 \\ 0 & 0 & 0 & 0 & 0 & 0 & 0 \\ 6 & 3 & 0 & 2 & 2 & 2 & 3 \\ 1 & 1 & 4 & 0 & 4 & 1 & 1 \\ 0 & 0 & 0 & 0 & 0 & 0 & 0 \\ 5 & 4 & 3 & 4 & 5 & 0 & 3 \\ 2 & 6 & 2 & 2 & 3 & 3 & 0 \end{pmatrix}$$

$$|\mathbf{P}| = -2$$

$$I_3(\mathbf{P}, \mathbf{R}) = 3.1278688525$$

$$I_3(-\mathbf{P}, \mathbf{R}) = 24.6032786885$$



Appendix 5

$$\begin{aligned}
 \text{md}(x, h) &:= \text{mod} \left[\frac{(x - \text{mod}(x, 2^h))}{2^h}, 2 \right] \\
 \text{tonum}(x, n) &:= \begin{cases} \text{for } i \in 0..n-1 \\ a_{0, (n-1-i)} \leftarrow \text{md}(x, i) \\ a \end{cases} \\
 \text{sum}(x, n) &:= \begin{cases} a \leftarrow 0 \\ \text{for } i \in 0..n-1 \\ a \leftarrow a + \text{md}(x, i) \\ a \end{cases} \\
 \text{mat}(x, n) &:= \begin{cases} p \leftarrow 0 \\ \text{for } i \in 0..n-1 \\ \text{for } j \in 0..n-1 \\ \left| \begin{aligned} a_{i,j} &\leftarrow \text{if} \left[(i=j) + (i > j), 0, \text{sign} \left[0.5 - \text{tonum} \left[x, \frac{n \cdot (n-1)}{2} \right] 0, p \right] \right] \\ p &\leftarrow \text{if}(j > i, p+1, p) \end{aligned} \right. \\ a &\leftarrow a + a^T \\ a \end{cases}
 \end{aligned}$$

$$\begin{aligned}
 \text{mat1}(A, x, n1, n2) &:= \begin{cases} p \leftarrow 0 \\ n \leftarrow n2 - n1 \\ \text{for } i \in 0..n2-1 \\ \text{for } j \in 0..n2-1 \\ \left| \begin{aligned} mn &\leftarrow \frac{n2 \cdot (n2-1)}{2} - \frac{n1 \cdot (n1-1)}{2} \\ a_{i,j} &\leftarrow \text{if} \left[(i < j), \text{if} \left(i < n, \text{sign} \left(0.5 - \text{tonum}(x, mn) 0, p \right), A_{i-n, j-n} \right), 0 \right] \\ p &\leftarrow \text{if}[(j > i) \cdot (i < n), p+1, p] \end{aligned} \right. \\ a &\leftarrow a + a^T \\ a \end{cases}
 \end{aligned}$$

$$\begin{aligned}
 \text{outmat}(A, V, k) &:= \begin{cases} \text{for } i \in 0..k-1 \\ \text{for } j \in 0..k-1 \\ a_{i,j} \leftarrow A_{V_i, V_j} \\ a \end{cases}
 \end{aligned}$$

```

tonum2(n,k) := | p ← 0
                | for i ∈ 1..2n
                |   if sum(i,n) = k
                |     | p ← p + 1
                |     | f ← 0
                |     | w ← tonum(i,n)
                |     | for j ∈ 0..n - 1
                |     |   if w0,j ≠ 0
                |     |     | vf ← j
                |     |     | f ← f + 1
                |     |     | ap ← v
                |     | a0 ← p
                |     | a
                |
matgenK5(n) := | for i ∈ 0..n - 1
                |   for j ∈ 0..n - 1
                |     | P1,i,j ← if(i = j, 0, 1)
                |     | P2,i,j ← if(i = j, 0, -1)
                |     | Ui,j ← if(i = j, 1, 0)
                |   for i ∈ 0..24 - 1
                |     | for k ∈ 1..n - 1
                |     |   Uk,k ← sign(0.5 - md(i, k - 1))
                |     |   Ni ← U·P1·U
                |   for i ∈ 0..24 - 1
                |     | for k ∈ 1..n - 1
                |     |   Uk,k ← sign(0.5 - md(i, k - 1))
                |     |   Ni+24 ← U·P2·U
                |   N
                |
checkforKx(A, TN, M, x) := | a ← 0
                           | for i ∈ 1..TN0
                           |   O ← outmat(A, TNi, x)
                           |   for j ∈ 0..2x - 1
                           |     if O = Mj
                           |       | a ← 1
                           |       | break
                           |     break if a
                           | a

```

MK5 := matgenK5(5)

TN := tonum2(9,5)

```

matgen(n) :=
  N0,0 ← 0
  for i ∈ 0..n-1
    Ki ← 0
  N1,1 ← K
  for i ∈ 0..2 $\frac{n \cdot (n-1)}{2}$  - 1
    P ← mat(i,n)
    E ← eigenval(P)
    p ← 1
    for j ∈ 1..N0,0
      if (N1,j - E) · (N1,j - E) < 0.0001
        p ← 0
        break
    if p
      N0,0 ← N0,0 + 1
      N0,N0,0 ← P
      N1,N0,0 ← E
  N

```

m6 := matgen(6) m6 =

	0	1	2	3	4	5	6
0	16	[6, 6]	[6, 6]	[6, 6]	[6, 6]	[6, 6]	[6, 6]
1	0	[6, 1]	[6, 1]	[6, 1]	[6, 1]	[6, 1]	...

```

MatrixGenerator(A, n) :=
  N0,0 ← 0
  for i ∈ 0..n
    Ki ← 0
  N1,1 ← K
  for t ∈ 1..A0,0
    B ← A0,t
    for i ∈ 0..2n - 1
      P ← mat1(B, i, n, n + 1)
      E ← eigenval(P)
      p ← 1
      for j ∈ 1..N0,0
        if (N1,j - E) · (N1,j - E) < 0.0001
          p ← 0
          break
      if p
        N0,0 ← N0,0 + 1
        N0,N0,0 ← P
        N1,N0,0 ← E
  N

```

m7 := MatrixGenerator(m6, 6)

	0	1	2	3	4	5	6
m7 =	0	54	[7, 7]	[7, 7]	[7, 7]	[7, 7]	[7, 7]
	1	0	[7, 1]	[7, 1]	[7, 1]	[7, 1]	...

```

MatrixGeneratorNoK5(A, n, s) := MK5 ← matgenK5(5)
TN ← tonum2(n + 1, 5)
if s
  T0 ← 0
  for i ∈ 1..TN0
    if (TNi)0 = 0
      T0 ← T0 + 1
      T(T0) ← TNi
  TN ← T
N0,0 ← 0
for i ∈ 0..n
  Ki ← 0
N1,1 ← K
for t ∈ 1..A0,0
  B ← A0,t
  for i ∈ 0..2n - 1
    P ← mat1(B, i, n, n + 1)
    E ← eigenval(P)
    p ← 1
    for j ∈ 1..N0,0
      if (N1,j - E) · (N1,j - E) < 0.0001
        p ← 0
        break
    p ← 0 if checkforKx(P, TN, MK5, 5) if p
  if p
    N0,0 ← N0,0 + 1
    N0,N0,0 ← P
    N1,N0,0 ← E
N

```

m7noK5 := MatrixGeneratorNoK5(m6, 6, 0)

	0	1	2	3	4	5	6
m7noK5 =	0	22	[7, 7]	[7, 7]	[7, 7]	[7, 7]	[7, 7]
	1	0	[7, 1]	[7, 1]	[7, 1]	[7, 1]	...

m8noK5 := MatrixGeneratorNoK5(m7noK5, 7, 1)

	0	1	2	3	4	5	6
m8noK5 =	0	51	[8, 8]	[8, 8]	[8, 8]	[8, 8]	[8, 8]
	1	0	[8, 1]	[8, 1]	[8, 1]	[8, 1]	...

m9noK5 := MatrixGeneratorNoK5(m8noK5, 8, 1)

	0	1	2	3	4	5	6
m9noK5 =	0	105	[9, 9]	[9, 9]	[9, 9]	[9, 9]	[9, 9]
	1	0	[9, 1]	[9, 1]	[9, 1]	[9, 1]	...

m10noK5 := MatrixGeneratorNoK5(m9noK5, 9, 1)

	0	1	2	3	4
m10noK5 =	0	172	[10, 10]	[10, 10]	[10, 10]
	1	0	[10, 1]	[10, 1]	[10, 1]

m11noK5 := MatrixGeneratorNoK5(m10noK5, 10, 1)

	0	1	2	3	4
m11noK5 =	0	142	[11, 11]	[11, 11]	[11, 11]
	1	0	[11, 1]	[11, 1]	[11, 1]

m12noK5 := MatrixGeneratorNoK5(m11noK5, 11, 1)

	0	1	2	3	4
m12noK5 =	0	61	[12, 12]	[12, 12]	[12, 12]
	1	0	[12, 1]	[12, 1]	[12, 1]

m13noK5 := MatrixGeneratorNoK5(m12noK5, 12, 1)

$$m13noK5 = \begin{pmatrix} 8 \{13,13\} & \{13,13\} & \{13,13\} & \{13,13\} & \{13,13\} & \{13,13\} & \{13,13\} & \{13,13\} \\ 0 & \{13,1\} & \{13,1\} & \{13,1\} & \{13,1\} & \{13,1\} & \{13,1\} & \{13,1\} \end{pmatrix}$$

m14noK5 := MatrixGeneratorNoK5(m13noK5, 13, 1)

$$m14noK5 = \begin{pmatrix} 5 \{14,14\} & \{14,14\} & \{14,14\} & \{14,14\} & \{14,14\} \\ 0 & \{14,1\} & \{14,1\} & \{14,1\} & \{14,1\} \end{pmatrix}$$

m15noK5 := MatrixGeneratorNoK5(m14noK5, 14, 1)

$$m15noK5 = \begin{pmatrix} 2 \{15,15\} & \{15,15\} \\ 0 & \{15,1\} & \{15,1\} \end{pmatrix}$$

m16noK5 := MatrixGeneratorNoK5(m15noK5, 15, 1)

$$m16noK5 = \begin{pmatrix} 1 & \{16,16\} \\ 0 & \{16,1\} \end{pmatrix}$$

m17noK5 := MatrixGeneratorNoK5(m16noK5, 16, 1)

$$m17noK5 = \begin{pmatrix} 1 & \{17,17\} \\ 0 & \{17,1\} \end{pmatrix}$$

m18noK5 := MatrixGeneratorNoK5(m17noK5, 17, 1)

$$m18noK5 = \begin{pmatrix} 1 & \{18,18\} \\ 0 & \{18,1\} \end{pmatrix}$$

m19noK5 := MatrixGeneratorNoK5(m18noK5, 18, 1)

$$m19noK5 = \begin{pmatrix} 0 & 0 \\ 0 & \{19,1\} \end{pmatrix}$$

m18noK5_{0,1} =

	3	4	5	6	7	8	9	10	11	12
1	1	-1	-1	1	-1	1	1	-1	1	1
2	1	1	-1	-1	1	-1	-1	1	-1	1
3	0	1	1	1	-1	1	-1	-1	-1	1
4	1	0	1	1	1	-1	1	1	-1	1
5	1	1	0	1	1	1	-1	-1	1	-1
6	1	1	1	0	1	1	1	-1	-1	1
7	-1	1	1	1	0	1	1	1	-1	-1
8	1	-1	1	1	1	0	1	1	1	-1
9	-1	1	-1	1	1	1	0	1	1	1
10	-1	1	-1	-1	1	1	1	0	1	1
11	-1	-1	1	-1	-1	1	1	1	0	1
12	1	1	-1	1	-1	-1	1	1	1	0
13	1	-1	1	-1	1	1	-1	1	1	1
14	-1	-1	-1	1	1	-1	1	-1	-1	...