

Establishing Multiple Survivable Connections (Extended Version)

Michael Keslassy and Ariel Orda
Department of Electrical Engineering
Technion - Israel Institute of Technology
Haifa 32000, Israel
{keslassy@tx, ariel@ee}.technion.ac.il

Abstract—We consider the establishment of connections in survivable networks, where each connection is allocated with a working (primary) path and a protection (backup) path. While many optimal solutions have been found for the establishment of a single connection, only heuristics have been proposed for the multi-connection case.

We investigate the algorithmic tractability of multi-connection establishment problems, both in online and offline frameworks. First, we focus on the special case of two connections, and study the tractability of three variants of the problem. We show that only one variant is tractable, for which we establish an optimal solution of polynomial complexity. For the other variants, which are shown to be NP-hard, heuristic schemes are proposed. These heuristics are designed based on the insight gained from our study. Through simulations, we indicate the advantages of these heuristics over more straightforward alternatives.

We extend our study to K connections, for a fixed K that is larger than 2. We prove the tractability of online and offline variants of the problem, in which sharing links along backup paths is allowed, and we establish corresponding optimal solutions. On the other hand, we show that, if the number of connections is not fixed (i.e., K is not $O(1)$), then the problem is, in general, NP-hard.

I. INTRODUCTION

A. Motivation

With the increasing use of telecommunication networks, the ability of a network to recover from failures become a crucial requirement. In particular, link failures can be catastrophic in networks that are capable of transmitting very large amounts of data on each link [2]. Accordingly, various routing schemes have been proposed for supporting *network survivability*. Such schemes handle link failures by rerouting connections through alternative paths.

Survivable networks have been studied extensively in the context of optical wavelength division multiplexing networks (WDM) and multiprotocol label switching (MPLS) protection [9]. In WDM networks, a link failure rarely happens and is in general repaired before the next failure, hence justifying the employment of the *single link failure model*. In this model, at most one link failure happens at any given time. “Working” and “protection” lightpaths are precomputed to ensure path restoration. In the MPLS context, a “backup” label switched path (LSP) is precomputed in case of a path failure. The backup path allows active path restoration upon a failure in

the working (primary) path. Several schemes for the selection of the working and backup LSPs have been proposed [17].

Two main schemes in survivable networks are *1+1 protection* and *1:1 protection*. In both schemes, the connection is composed of two paths, namely the *primary path* and the *backup path*. In 1+1 protection, the destination node selects the best path at reception of the data. In 1:1 protection, the backup path is used only if the primary path that carries the data fails, allowing a backup sharing between connections. For both schemes, the connection requests may be known in advance (an *offline* framework) or not (an *online* framework) [16].

The problem of establishing a survivable connection in a network is vastly different when handling more than a single connection. Indeed, optimal algorithms that are computationally efficient have been established only for handling a single connection. Accordingly, the purpose of this study is to explore the establishment of multiple connections, and in particular investigate the possibility (or lack thereof) of establishing optimal solutions that are computationally tractable.

B. Related Work

As mentioned, the establishment of a single connection is intrinsically more tractable in comparison to a multi-connection establishment. Accordingly, much of the previous work on network survivability focused on this simpler case. More specifically, most studies focused on the establishment of a single connection that is composed of two link-disjoint paths (see, e.g., [2], [10], [15]). In contrast with this restriction, it has been proposed in [1] to establish connections with *tunable survivability*, i.e., connections that can tolerate some (nonzero) failure probability, hence allowing overlap between the primary and backup paths. It has been shown in [1] that this added flexibility often results in a major improvement in the usage of resources and quality of the solution. Several optimization problems were proposed there, and corresponding optimal algorithms of polynomial complexity were established, all under the single link failure model and for the case of a single connection.

In case of multiple connections, previous studies focused on the design of heuristic schemes (see [9] for a survey). An important question when handling multiple connections is whether there is some hierarchy among the connections,

e.g. due to some priority structure that forms part of a QoS architecture.

In particular, previous studies focused on the *Differentiated Reliability (DiR)* model [8]. In this model, connections belong to different classes that reflect their importance. According to this classification, in case of a link failure on its primary path, a higher-class connection is allowed to preempt, through its backup path, links that are used by lower-class connections. Thus, even with disjoint primary and backup paths and a single failure in the network, some connections may fail, due to a higher class connection preempting some of their dedicated resources.

Adopting an online framework, some studies ordered the connections according to the arrival time of the request: for each new request, a restorable connection is sought such that previous connection resources should be maintained. In particular, in [13] a partial information model was proposed for both contexts of bandwidth guaranteed MPLS label switched paths and wavelength switched paths (in networks with full wavelength conversion), and an online heuristic, termed *Dynamic Routing with Partial Information*, was presented. In [14], the *Minimum Interference Routing Algorithm (MIRA)* was proposed. More specifically, MIRA is an online heuristic scheme that attempts to allocate, to each incoming connection request, two paths that are likely to minimize the interference with (the presently unknown) future connection requests.

C. Our Contribution

We focus first on the basic, yet already complex case, of two connections. After formulating the model, we specify several problem variants, and proceed to analyze the computational complexity of each. As a result, we establish an optimal solution of polynomial complexity for one variant, while we prove the computational intractability of the other variants. For the latter, we propose heuristic solution schemes which, as indicated by simulations, outperform more straightforward alternatives.

Next, we extend our analysis to the case of multiple (more than two) connections. Assuming a fixed (i.e., $O(1)$) number of connections, we establish an algorithm for online connection establishment that allows to share resources over backup paths. To the best of our knowledge, this is the first polynomial time algorithm that provides an optimal solution to multi-connection establishment with sharing of backup resources. In addition, we show that the offline version of the problem is also computationally tractable. On the other hand, we establish the intractability of several extensions of the multi-connection problem, in particular the case of an unbounded number of connections.

The remainder of the paper is organized as follows. Section II presents our model and formulates the K connection problem. Section III focuses on two connections, i.e., $K = 2$. Section IV considers a larger ($K > 2$) number of connections. Section V presents a simulation study of our heuristic schemes. Finally, concluding remarks are presented in section VI.

II. MODEL AND PROBLEM FORMULATION

A. The Model

The network is represented by a graph $G = (V, E)$, where V is the set of nodes and E the set of links. We denote by n and m the number of nodes and links respectively, i.e. $n = |V|$ and $m = |E|$. The links are assumed to be bidirectional. Thus, G is undirected. A (survivable) *connection* c is characterized by a source $s_c \in V$ and a destination $t_c \in V$. In order to cope with link failures, a connection needs to be allocated with a *primary path* and a *backup path*. The primary path of a connection c is the working path used to transfer its data from the source s_c to the destination t_c . The data is rerouted through the backup path in case of a failure on the primary path (1:1 protection scheme).

As explained, this study considers the establishment of some K (survivable) connections, for a fixed (i.e., $O(1)$) value of K , $K > 1$. Particular attention is given to the case $K = 2$.

We proceed to specify the failure model. Each link $e \in E$ of the undirected graph G is associated with a conditional failure probability $P_f(e)$, which is the probability that, given a failure of a link in the network, e is the failed link. Following the single-link failure model, we assume that precisely one failure occurs, i.e.:

$$\begin{aligned} \sum_{e \in E} P_f(e) &= \sum_{e \in E} P(e \text{ fails} \mid \text{exactly one link fails}) \\ &= 1 \end{aligned} \quad (1)$$

For a path p in G , we denote its (path) failure probability by $P_f(p)$. The path failure probability is, in fact, equal to the sum of the failure probabilities of its links. Indeed, for a single path p in G :

$$\begin{aligned} P_f(p) &= \sum_{e \in E} P_f(e) \cdot P(p \text{ fails} \mid e \text{ fails}) \\ &= \sum_{e \in p} P_f(e) \end{aligned} \quad (2)$$

We assume that each connection c is associated with a *Maximal Conditional Failure Probability*, $MCFP(c)$, which is the maximal value of the failure probability that the connection can sustain under the event of a single link failure. Accordingly, a new connection request is approved only if it can be accommodated with primary and backup paths that sustain its $MCFP$. For example, if the $MCFP$ of the connection request is zero and all links have nonzero failure probabilities, then the primary and backup paths must be link-disjoint.

Denote by $P_f(c)$ the connection failure probability of a connection c . A positive connection failure probability can be caused due to two reasons: a link sharing between both paths of the connection, or from a preemption by a connection of higher priority, causing that part of its path allocation is diverted to the preempting connection. We proceed to discuss these two cases. Following the tunable survivability framework [1], a connection is may share links between its primary and backup paths. For a single connection c in G , composed of a

primary path p_c and a backup path b_c , its connection failure probability is expressed by:

$$P_f(c) = P_f(p_c \cap b_c) = \sum_{e \in p_c, e \in b_c} P_f(e) \quad (3)$$

We proceed to discuss connection preemption. Following the DiR model [8], we assume the K connections are classified according to a decreasing order of priority, such that c_1 is in the class with the highest priority and c_K in the class with the lowest one. As per the DiR model, in case of failure on their primary path, connections of higher priority may preempt, through their backup path, links that form part of (any of the paths of) connections with lower priority. Hence, such preemption is another source of connection failure. Therefore, if a connection c_i has $MCFP(c_i) = 0$, it should be accommodated with paths such that no failure of a primary path of a connection with higher priority (i.e., a connection c_j , for $j < i$) would result in the failure of c_i .

B. Problem Formulation

We proceed to state the problem.

Definition 1: Given are: (i) a fixed (i.e. $O(1)$) value K , (ii) K connections c_1, \dots, c_K , with source-destination pairs $(s_1, t_1), \dots, (s_K, t_K)$, respectively; (iii) maximal conditional failure probabilities $MCFP(c_1), \dots, MCFP(c_K)$ of c_1, \dots, c_K , respectively. The K connection problem (termed *Problem KCP*) is the problem of finding primary and backup paths for the K connections, $p_1, b_1, \dots, p_K, b_K$, such that the conditional failure probabilities of the K connections c_1, \dots, c_K do not exceed the respective maximal conditional failure probabilities $MCFP(c_1), \dots, MCFP(c_K)$.

Problem 2CP is the special case of Problem KCP for $K = 2$.

III. TWO CONNECTIONS

In this section we focus on Problem 2CP. We begin by characterizing the problem through an optimization expression. Then, we define and analyze the tractability of three variants of the problem, and then specify and discuss corresponding algorithmic solutions.

A. Characterization of Problem 2CP

We note that Problem 2CP is equivalent to the following problem: given two connections c_1 and c_2 with their respective source-destination pairs, and given the maximal conditional failure probability of (only) the first connection, i.e., $MCFP(c_1)$ of c_1 , find primary and backup paths for the two connections such that $MCFP(c_1)$ is observed and such that the failure probability of the second connection is minimized. This problem can be formulated by the following optimization expression:

$$\begin{aligned} \min_{p_1, b_1, p_2, b_2} \quad & P_f(p_2 \cap b_2) + 1_{b_1 \cap p_2 \neq \emptyset, b_1 \cap b_2 \neq \emptyset} \cdot P_f(p_1 - b_1) \\ & + 1_{b_1 \cap b_2 = \emptyset, b_1 \cap p_2 \neq \emptyset, p_1 \cap b_2 \neq \emptyset} \cdot P_f(p_1 \cap b_2) \\ \text{s.t.} \quad & P_f(c_1) \leq MCFP(c_1), p_1 \cap p_2 = \emptyset \end{aligned} \quad (4)$$

We proceed to explain the above expression. Consider first the constraints. Clearly, the primary path p_2 cannot share a link with p_1 . Thus, we can restrict ourselves to link-disjoint primary paths. Consider now possible link sharing between each of the following three pairs of paths: b_1 and b_2 ; b_1 and p_2 ; or p_1 and b_2 . In the Appendix we show that, among the possible eight cases (where in each case we either allow or disallow link sharing between each of the above three pairs of paths), we can restrict ourselves to the following three cases, all represented in expression (4).

- 1) Shared backup case: b_1 and b_2 may intersect, while the other two pairs are link-disjoint. We recall that the tunable survivability framework is also adopted, hence intraconnection link sharing (i.e., p_1 with b_1 , or p_2 with b_2) is possible. Thus, the failure probability of the second connection equals the failure probability of that connection in the case that the first connection does not exist. Indeed, in this case, the first connection cannot preempt the second connection: if the link failure occurs at p_1 , then b_1 is employed but does not interfere with p_2 . If the link failure occurs at p_2 , then b_2 is employed and the first connection continues routing through p_1 . The failure probability of the second connection is in this case equal to $P_f(p_2 \cap b_2)$.
- 2) Unavoidable first backup case: in this case, both paths p_2 and b_2 of the second connection share links with the first backup path b_1 but none with the first primary path p_1 . The failure probability of the second connection corresponds to the failure probability in the case the first connection does not exist in addition to the failure probability due to a potential preemption of the first connection in case of a link failure on p_1 and not on b_1 . If the failure is on a link that is common to both paths p_1 and b_1 , then the first connection fails and the second connection survives. Thus, preemption takes place only if the link failure occurs on a link used only by p_1 . The failure probability of the second connection is in this case equal to $P_f(p_2 \cap b_2) + P_f(p_1 - b_1)$.
- 3) Overlapped connection case: probably the less intuitive case, it is when b_2 intersects with p_1 but not with b_1 , while p_2 intersects with b_1 . This situation can for example represent an improvement to the second connection when otherwise an expensive intersection with b_1 of both paths (p_2 and b_2) is necessary. Thus, if b_2 intersects with p_1 but not with b_1 , any failure on links of $p_1 - b_2$ does not imply the failure of the second connection anymore. The failure probability of the second connection is in this case equal to $P_f(p_2) + P_f(p_1 \cap b_2)$.

B. Problem Variants

We proceed to define three variants of Problem 2CP. These variants differ according to their framework. We recall that in an *online framework*, connections are established successively (i.e., computed on the fly), whereas in an *offline framework*, connections are established concurrently (i.e., precomputed).

In all variants, we require full reliability for the first (higher priority) connection.

In the first problem variant, termed Problem 2CP-1, we work under an online framework, i.e., the first connection has been established and we need to allocate paths to the second connection. Problem 2CP-2 considers the same framework as 2CP-1 but adds flexibility to the solution, in the sense that the backup path of the first connection, b_1 , can be rerouted upon arrival of the second connection. Lastly, Problem 2CP-3 describes an offline framework, where both connections need to be established concurrently.

Definition 2: Given the primary and backup paths of the first connection c_1 , namely p_1 and b_1 , correspondingly, and given that $MCFP(c_1) = 0$, *Problem 2CP-1* is the problem of finding paths for the second connection that minimize its failure probability.

As we shall show, the problem can be solved by an efficient, polynomial time algorithm. The minimization of the failure probability of the second connection can be expressed as:

$$\begin{aligned} \min_{p_2, b_2} \quad & P_f(p_2 \cap b_2) + 1_{b_1 \cap p_2 \neq \emptyset, b_1 \cap b_2 \neq \emptyset} \cdot P_f(p_1 - b_1) \\ & + 1_{b_1 \cap b_2 = \emptyset, b_1 \cap p_2 \neq \emptyset, p_1 \cap b_2 \neq \emptyset} \cdot P_f(p_1 \cap b_2) \\ \text{s.t.} \quad & p_1 \cap p_2 = \emptyset \end{aligned} \quad (5)$$

Definition 3: Given the primary path p_1 of the first connection c_1 , and given that $MCFP(c_1) = 0$, *Problem 2CP-2* is the problem of finding a backup path b_1 for the first connection and primary and backup paths p_2 and b_2 , correspondingly, for the second connection, that minimize the failure probability of the second connection.

We shall establish the computational intractability of the problem. The minimization of the connection failure probability of the second connection is now:

$$\begin{aligned} \min_{b_1, p_2, b_2} \quad & P_f(p_2 \cap b_2) + 1_{b_1 \cap p_2 \neq \emptyset, b_1 \cap b_2 \neq \emptyset} \cdot P_f(p_1 - b_1) \\ & + 1_{b_1 \cap b_2 = \emptyset, b_1 \cap p_2 \neq \emptyset, p_1 \cap b_2 \neq \emptyset} \cdot P_f(p_1 \cap b_2) \\ \text{s.t.} \quad & P_f(c_1) \leq 0, p_1 \cap p_2 = \emptyset \end{aligned} \quad (6)$$

Definition 4: *Problem 2CP-3* is the problem of finding primary and backup paths both for the first and for the second connections, c_1 and c_2 , such that the first connection attains full reliability (i.e., $MCFP(c_1) = 0$) and such that the failure probability of the second connection is minimized.

Again, we shall establish that the problem is computationally intractable. The respective minimization expression is:

$$\begin{aligned} \min_{p_1, b_1, p_2, b_2} \quad & P_f(p_2 \cap b_2) + 1_{b_1 \cap p_2 \neq \emptyset, b_1 \cap b_2 \neq \emptyset} \cdot P_f(p_1 - b_1) \\ & + 1_{b_1 \cap b_2 = \emptyset, b_1 \cap p_2 \neq \emptyset, p_1 \cap b_2 \neq \emptyset} \cdot P_f(p_1 \cap b_2) \\ \text{s.t.} \quad & P_f(c_1) \leq 0, p_1 \cap p_2 = \emptyset \end{aligned} \quad (7)$$

C. Complexity Analysis of the Three Variants

We proceed to determine the tractability of the three variants of Problem 2CP. In addition, we specify and validate a

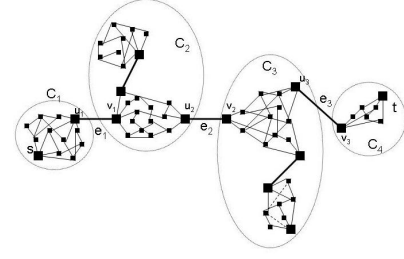


Fig. 1. Decomposition D1.

computationally efficient algorithm that solves Problem 2CP-1, and present heuristic solutions for (the intractable) Problems 2CP-2 and 2CP-3.

Before proceeding, we present a useful decomposition and begin with the following definition. In a connected graph G , a *bridge link* is a link whose removal generates a disconnected graph. We say that the bridge link *separates* a node u from a node v if, after its removal, there is no path from u to v .

We describe now a process of decomposition of a single-link (i.e., single-edge) connected graph into components connected by bridge links separating two specified nodes.

Definition 5: Given an undirected single-link connected graph $G = (V, E)$, and two nodes s and t in V , *Decomposition D1* is the decomposition of G into r ($r \geq 1$) successive connected components, interlinked by the bridge links of E that separate s from t . We successively denote these r components C_1, \dots, C_{r+1} such that s is in C_1 and t is in C_{r+1} .

Figure 1 depicts a graph decomposition into four connected components C_1, C_2, C_3 and C_4 , and three bridge links e_1, e_2 and e_3 . If G is disconnected and s and t are in the same connected component C , we can apply this decomposition directly to C .

With the above decomposition scheme at hand, we present an algorithm, termed Survivable Connection Addition (SCA), that returns an optimal solution to Problem 2CP-1 within polynomial time.

Algorithm SCA:

First step. We consider an instance (G, s_1, t_1, s_2, t_2) with the same notations as above, such that the links of G have a weight denoting their failure probability. In the graph G_2 representing the original graph G without the links of p_1 and b_1 , enumerate the bridge links, e_1, \dots, e_r , that separate s_2 from t_2 ; these are the common links between the primary and the backup paths obtained by the tunable survivability algorithm of [1]. If s_2 and t_2 are not in the same connected component of G_2 , go directly to the fourth step.

Second step. Decompose the joint connected component of s_2 and t_2 in G_2 into components C_1, \dots, C_{r+1} separated by the bridge links e_1, \dots, e_r . - (i.e. Decomposition D1). For $1 \leq l \leq r$, each bridge link e_l has a pair of endpoints (v_l, u_{l+1}) such that v_l is in C_l and u_{l+1} in C_{l+1} . Define u_1 as s_2 and v_{l+1} as t_2 . Denote by C_i (respectively, C_j) the closest component with a common node with b_1 from C_1 (respectively, C_{r+1}), if there are such components, and denote by x_i (respect., x_j) a

node of b_1 in C_i (respect., C_j); see an example in Figure 1.

Third step. Consider the primary and backup paths obtained by [1] in G_2 with s_2 and t_2 as source and destination nodes. If x_i and x_j are in the same component, the algorithm returns this solution. Otherwise, the solution is returned at the end of this step. Add a fictitious link between these two nodes and compute two link-disjoint paths p_a and p_b from u_i to v_j in the new graph. Without loss of generality, we may assume that p_a does not use the fictitious link. In particular, p_a replaces the partial path of the primary path obtained by [1] between u_i and v_j . The partial path of the backup path obtained by [1] between u_i and v_j is also replaced with three different partial paths. Between u_i and x_i the partial path is replaced by the partial path of p_b between these two nodes. Between x_i and x_j , the links of the first backup path b_1 are used; between x_j and v_j the partial path of p_b between these two nodes is used.

Fourth step. The graph G_1 represents the original graph G without the links of p_1 . If s_2 and t_2 are not in the same connected component of G_1 , no feasible solution can be found. We denote by q_1 the value of the failure probability of the second connection obtained by [1] for a connection request from s_2 to t_2 in G_1 .

Fifth step. The primary path p_2 is obtained as the shortest path from s_2 to t_2 in G_1 , where each link has the same weight as in G . The graph $G'_1 = (V'_1, E'_1)$ represents the original graph G without the links of b_1 , such that every link in E'_1 has a zero weight except the links of p_1 , which keep their original weights. The backup path b_1 is the shortest path from s_2 to t_2 in G'_1 . We denote by q_2 the failure probability of the second connection composed of these two paths.

Sixth step. If $q_2 < q_1$, return the paths p_2 and b_2 . Otherwise, return the paths obtained by [1] for a connection request from s_2 to t_2 in G_1 .

Theorem 1: Algorithm SCA solves Problem 2CP-1 in $O(n \cdot m)$ steps.

Proof: We consider the three generic cases (shared backup, unavoidable first backup, overlapped connections) that corresponds to the optimization expression (5), as described above, and we analyze the optimality of the solution obtained by Algorithm SCA under each case, as well as the corresponding computational complexity.

Consider first the shared backup case: p_1 has no superposition with other paths, while b_1 potentially has some superposition with only b_2 . We prove here that if we can find two paths for the second connection respecting the overlapping constraints of the shared backup case, this solution globally minimizes the failure probability of the second connection amongst all possible solutions.

Since there is no superposition with p_1 , we can delete its links from the graph to get a new graph G_1 . In a one-link connected graph, we can compute the minimal failure probability of a connection as the sum of the bridge links between the source and the destination as indicated by expression (3). We obtained a graph called G_2 by deleting the links of b_1 . If s_2 and t_2 are not in the same connected component in G_2 , no solution to the shared backup case can be found, since the

second primary path p_2 should be link disjoint with both of the paths of the first connection. Thus the optimal solution can be found only within the two other cases (first step of SCA).

Otherwise, if s_2 and t_2 share the same connected component in G_2 , we proceed with decomposition D1, listing the bridge links $\{e_1, \dots, e_r\}$ of G_2 that separate s_2 from t_2 in successive connected components $\{C_1, \dots, C_{r+1}\}$, as depicted in Figure 1. s_2 is located in C_1 , and t_2 in C_{r+1} . We denote by C_i and C_j the components of lowest and highest index that have a common node (x_i and x_j) with b_1 (Second step of SCA).

We claim that we can find two link-disjoint paths from s_2 to t_2 that form a connection respecting the shared backup case constraints and such that its failure probability equals the sum of the failure probabilities of the bridge links that are not between C_i and C_j (i.e. $\sum_{l=1}^{i-1} P_f(e_l) + \sum_{l=j+1}^r P_f(e_l)$). Indeed, if we add a fictitious link between x_i and x_j , which stands for the partial path of b_1 that is forbidden to p_2 in this configuration, then in the new graph the bridge links that separate s_2 from t_2 are the same except the ones between C_i and C_j . Thus, in this new graph, we select two paths that minimize the connection failure probability. Only one of them uses the additional link, and it should be b_2 (third step of SCA). In addition, this failure probability is minimal amongst the different cases: in the unavoidable first backup case, the same links have to be shared by the paths of the second connection since they are also bridge links in G_1 . In the overlapped connection case, the failure probability of the second connection includes the one of the primary path p_2 and by its construction, p_2 uses all the bridge links between s_2 and t_2 in G_1 . As a consequence, its failure probability is superior to that obtained by the shared backup case.

We consider now the unavoidable first backup case (fourth step). This case can be an improvement compared to the shared backup case only if s_2 is disconnected from t_2 in G_2 . We handle this case by taking the best disjoint paths in G_1 without taking into account which links belong (or not) to b_1 . We get for the failure probability of the second connection a value q_1 equal to the sum of the failure probability p_1 and failure probabilities of bridge links between s_2 and t_2 in G_1 .

In the overlapped connection case, we can decouple the determination of the two paths of the second connection. We recall that in this case the only possible superpositions are between p_1 and b_2 , b_1 and p_2 , and p_2 and b_2 . The establishment of the primary p_2 does not interfere with the choice of b_2 , hence their establishment can be done independently. Indeed, according to the minimization expression (5), in this case the failure probability of the second connection can be expressed by $P_f(p_2) + P_f(p_1 \cap b_2)$. Thus, we can take for p_2 the shortest path from s_2 to t_2 in G_1 (the weights are the failure probabilities of the links). The choice of b_2 corresponds then to a shortest path from s_2 to t_2 in a graph G'_1 where the links of b_1 have been deleted from G and the only positive weight links are the links of p_1 with their real failure probabilities (fifth step). Finally, we compare the solution between the two last different cases and we return its corresponding primary and backup paths (sixth step).

We proceed to prove the polynomial complexity of Algorithm SCA by determining the complexity time of each successive step. The first step can be computed in $O(n \cdot m)$ steps: if it exists, a bridge link should be on the shortest path between s_2 and t_2 that can be computed in $O(m + n \log n)$ time using Dijkstra's algorithm [4]. For each link of the shortest path (less than n), we determine if it corresponds to a bridge link by removing it and by observing if there is some connectivity in the resulting graph between s_2 and t_2 ($O(m)$ steps). The second step can be done in $O(m)$ steps: after the removal of all the bridge links found in the first step, it checks only the connectivity of the different components.

The third step can be done in $O(m \log_{1+\frac{m}{n}} n)$ steps: we can improve the complexity time of [1] by duplicating all the bridge links found in the first step and computing in the resulting graph the two link-disjoint paths according to Suurballe-Tarjan's algorithm [22], which runs in $O(m \log_{1+\frac{m}{n}} n)$ number of steps. The fourth step has the same complexity since the verification of a shared connected component in G_1 between s_2 and t_2 can be done with Dijkstra's algorithm, and the computation of the improved algorithm inspired from [1] has been established in the third step. At last, only successive shortest path computations are done in the fifth step, in $O(mn \log n)$ time. ■

In Problem 2CP-2, the primary path p_1 has been established already, and a backup path b_1 and the two paths of the second connection should be found such the failure probability of the second connection is minimized while providing zero failure probability to the first connection (i.e., obeying the constraint $MCFP(c_1) = 0$). As a consequence, the two paths of the first connection must be link-disjoint. We proceed to prove the computational intractability of Problem 2CP-2.

Theorem 2: Problem 2CP-2 is NP-complete; moreover, it is NP-hard to approximate its solution within a constant factor.

Proof:

We shall employ a reduction to the shortest path with pairs of forbidden nodes problem (termed *Problem SP-DPFN*). As shown in [3], the special case of Problem SP-DPFN where the degree of the forbidden nodes is equal to two (termed *Problem SP-DPFN2*) is Min-PB [11]; the latter is a class of minimization problems whose objective functions are bounded by a polynomial in the size of the input. Problems of this class are hard to approximate, which implies that Problem SP-DPFN2 is NP-complete and it is NP-hard to approximate its solution within a constant factor.

We consider an instance (G, w, s, t, W) where $G = (V, E)$ is the graph of the instance, w its weight function, s and t are, respectively, the source and the destination, and W is the collection of the disjoint pairs of forbidden nodes. We apply the following *clique transformation* to G . Each node with a degree larger than two is transformed into a clique whose number of nodes equals the degree of the original node and the internal links have zero weight (see Figure 2). We obtain a new graph called $G_1 = (V_1, E_1)$. For each clique in G_1 representing a node x_i in V and each link (x_i, x_j) in E , we call $x_i^{(x_j)}$ the node of this clique which is linked to a node of

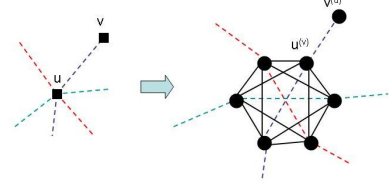


Fig. 2. The clique transformation.

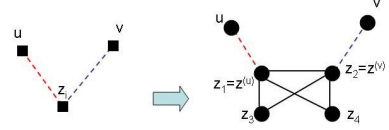


Fig. 3. The bow tie transformation.

the clique in G_1 representing x_j ($x_j \in V$). This transformation can be done within a polynomial number of steps. Even in the worst case of a clique K_n (with n nodes and $m = \frac{n(n-1)}{2}$ links) as the original graph, after the clique transformation, the obtained graph will be composed of $n(n-1)$ nodes and $\frac{n(n-1)^2}{2}$ links, since each node has a degree $n-1$.

The subproblem of SP-DPFN2 where the graph of the instance has been transformed by a clique transformation remains intractable. Indeed, an immediate correspondence can be found between paths of both instances. In addition, even if we assume that G is Eulerian, this restriction does not modify the tractability of the SP-DPFN2 problem for an instance with G as the graph.

We consider an instance (G, w, s, t, W) of the SP-DPFN2 problem, such that the original undirected graph G is Eulerian and has been transformed to $G_1 = (E_1, V_1)$ by the clique transformation. s and t are, respectively, the source and the destination of the shortest path. The collection of disjoint forbidden pairs of nodes W includes $\{(x_1, y_1), \dots, (x_l, y_l)\}$. We build from this instance a new instance to Problem 2CP-2 as follows. We add two nodes s' and t' to V_1 and we link them to the source s and to the destination t of the shortest path (i.e. we add (s', s) and (t', t) to E_1). We transform each node of the different pairs of forbidden nodes according to the following “bow tie” transformation. As described in Figure 3, with this transformation a node z_i with a degree two is split into four interlinked nodes $\{z_i^1, z_i^2, z_i^3, z_i^4\}$, with additional links of zero weight $\{(z_i^1, z_i^3), (z_i^2, z_i^4), (z_i^1, z_i^4), (z_i^2, z_i^3)\}$. In addition, both $z_i^1 = z_i^{(u)}$ and $z_i^2 = z_i^{(v)}$ are endpoints of the respective outgoing links (z_i, u) and (z_i, v) . (We note that z_i^1 and z_i^2 are linked by a positively weighted link.) We will see that this link is necessarily used by the primary path p_1 . Beyond this transformation, we add a new node set $V_2 = \{v_1, \dots, v_{l+1}\}$ and the link set $F_2 = \{(s, v_1), (v_i, x_i^3), (v_i, y_i^3), (x_i^4, v_{i+1}), (y_i^4, v_{i+1}), (v_{l+1}, t), 1 \leq i \leq l\}$ such that each link has a zero weight. Finally, we take $s_1 = s_2 = s$ and $t_1 = t_2 = t$. Figure 4 sums up this new instance composed of a graph $G' = (V', E')$. For ease of

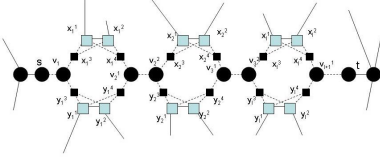


Fig. 4. The reduction for Problem 2CP-2.

drawing, the regular nodes of G are not included. We assume that p_1 has been chosen in order to go through all the nodes in the original graph G (which is possible because G is Eulerian). Thus, if $p_1 = (r_1, \dots, r_i, \dots, r_j, \dots, r_n)$ such that r_i is assumed to be a member of a pair of forbidden nodes and r_j a regular node, the primary path p_1 will be composed of $r_i^{(r_{i-1})} - r_i^{(r_{i+1})}$ instead of r_i , and of $r_j^{(r_{j-1})}$ and $r_j^{(r_{j+1})}$ instead of r_j .

Assume we have an algorithm that solves Problem 2CP-2. In addition, instead of a uniform weight distribution, assume that the weight of links of type (z_i^1, z_i^2) are identical and equal to m times the uniform weight of the other weighted links. Since s and t have a node degree of two, the shared backup case is not relevant here. The optimal solution is thus due to the unavoidable first backup case or to the overlapped connection case. In the first case, the three paths b_1 , p_2 and b_2 can only use the additional zero weight links, since these paths should be link-disjoint with p_1 . Thus, by taking an identical path from s to t through these zero weight links, we get that the failure probability of the second connection is equal to $P_f(p_1)$. Considering the overlapped connection case, for the same reasons b_1 and p_2 are allowed to use only zero weight links. Since in this case the failure probability of the second connection is $P_f(p_1 \cap b_2)$ (we recall that $P_f(p_2) = 0$), the minimal failure probability of the second connection reflects the number of links of kind (z_i^1, z_i^2) used because of their relatively large weight. Moreover, the backup path b_2 only uses links present in the original graph G except maybe some links of the bow ties. The backup path may go through z_i^1 and z_i^2 without using the link (z_i^1, z_i^2) only if both the backup path b_1 and the primary path p_2 do not go neither through z_i^1 nor z_i^2 . Thus, by evaluating the minimal failure probability of the second connection, we are able to deduce if a link of kind (z_i^1, z_i^2) has been used. If no such link has been used, this backup path b_2 is the shortest path in G from s to t that does not use both nodes of any pair of forbidden nodes. Thus this path would solve the SP-DPFN2 problem for this instance.

Conversely, from any solution to the SP-DPFN2 problem with the original instance we can construct a solution to Problem 2CP-2, as follows. We consider for the overlapped connection case the backup path b_2 that corresponds to the respective path in G' , and for $b_1 = p_2$ a path that is composed of zero weight links and is link disjoint with b_1 (such a path exists, since the initial shortest path does not use both nodes of a pair of forbidden nodes). As we have seen, this combination leads to the minimal failure probability for the second connection in the overlapped case, and the solution is obtained by comparing it to the failure probability of the

solution obtained in the unavoidable first backup case (i.e. $P_f(p_1)$). ■

We are ready to present our heuristic scheme for solving Problem 2CP-2, termed *Algorithm 2CP-2A*. The basic idea of this algorithm is to return the best solutions in the shared backup case (first step of Algorithm 2CP-2A) and the unavoidable first backup case (second step of Algorithm 2CP-2A). We do not consider the solutions that respect the constraints of the overlapped connection case, because, as indicated in the proof of Theorem 2 (presented in [?]), they are the source of the intractability of Problem 2CP-2. In addition, Algorithm 2CP-2A always returns a (not necessarily optimal) solution if there exists at least one solution $\{(b_1, p_2, b_2)\}$ that respects the constraints of the overlapped connection case. For example, the solution with the same paths except that the second backup path is chosen identical to p_2 , respects the constraints of the unavoidable first backup case since both paths of the second connection are link-disjoint with the first primary path.

Algorithm 2CP-2A:

First step. In the graph G_1 representing the original graph G without the links of p_1 , find two link-disjoint paths, one from s_1 to t_1 , the other from s_2 to t_2 , using the two link-disjoint path algorithm of [23]. If such paths are found, assign for b_1 the path from s_1 to t_1 . Then, given the two paths of the first connection, assign to the second connection the paths returned by Algorithm SCA.

Second step. If no such paths are found, assign to b_1 the shortest path from s_1 to t_1 , and assign to the second connection the paths obtained by [1] in G_1 .

In Section V we shall present the results of a simulation study on the performance of Algorithm 2CP-2A.

We proceed to consider Problem 2CP-3. Here, four paths should be found such that the first connection is fully reliable (namely, $MCFP(C_1) = 0$), and the paths of the second connection minimize its failure probability. Similarly to Problem 2CP-2, we prove the hardness of Problem 2CP-3 and, based on the insight gained through this analysis, we propose heuristic solution schemes.

Theorem 3: Problem 2CP-3 is NP-complete; moreover, it is NP-hard to approximate its solution within a constant factor.

Proof: We shall employ a reduction from 2CP-3 to Problem SP-DPFN2 (in its nodal version), similarly to the previous proof. SP-DPFN2 remains Min-PB even in its nodal version [3], which implies that Problem SP-DPFN2 and thus Problem 2CP-3 is NP-complete and it is NP-hard to approximate it within a constant factor.

We consider the graph used in the proof of Theorem 10. In addition, we transform all the links in the original graph G according to the following *duplicate link transformation*. As depicted in Figure 5, with the duplicate link transformation, we create, out of a link (u, v) , two additional internal nodes x and y , and four replacing links $\{(u, x), (x, y), (y, v), (u, y)\}$ such that $w_{(u,x)} = w_{(y,v)} = 0$ and $w_{(x,y)}$ is equal to the previous $w_{(u,v)}$ for both links (x, y) . Our goal is to determine the existence of a solution that leads to a zero failure probability for the second connection. Since the sources and

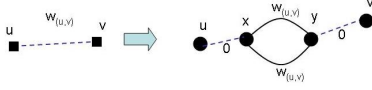


Fig. 5. The duplicate link transformation.

the destinations are identical ($s_1 = s_2 = s$ and $t_1 = t_2 = t$) and their degree is equal to two, there is no need to consider the shared backup case similarly to the previous proof. Indeed, finding paths that respect the constraints of the shared backup case would imply that at least three link-disjoint paths emanate from s (namely, the two primary paths and the shared backup path), which is impossible. In the unavoidable first backup case, the total second connection failure probability includes the path failure probability of the first primary path p_1 (since p_1 and b_1 have no common links), which should thus equal zero. Therefore, p_1 is allowed to use only the zero weighted links. Thus, finding a zero failure probability for the second connection is equivalent to finding a path in the original graph that includes at most one node of each pair of forbidden nodes. In addition, by minimizing the failure probability of the second connection, we aim to find in the reduced problem the shortest path, which is a Min-PB problem. In the overlapped connection case, the total failure probability of the second connection includes the path failure probability of the second primary path p_2 . Similarly, this path is allowed to use only zero weighted links, i.e. the links with zero failure probability. Once again, if we take, for example, $b_1 = p_2$ (it does not add any constraint), getting a zero failure probability for the second connection means finding in the original graph, for the first primary path p_1 , a path including at most one node of each pair of forbidden nodes.

Conversely, any solution to the SP-DPFN2 problem in its nodal version leads to an optimal solution for Problem 2CP-3. Indeed, we can take as b_1, p_2 and b_2 the same paths corresponding to the solution of problem SP-DPFN2, such that the only unshared links between p_2 and b_2 are the weighted links. In addition, we select the first primary path from s to t such that only zero weighted links are used. There exists at least one feasible path because the solution of the SP-DPFN2 problem does not use both nodes of each pair of forbidden nodes. ■

We proceed to describe two heuristics for Problem 2CP-3, both of which are evaluated by way of simulations, as described in Section V. In both heuristics, we decouple Problem 2CP-3 into two problems. For the first heuristic, termed *Algorithm 2CP-3A*, we first assign the paths of the first connection, and, with these at hand, we proceed to choose the paths of the second connection by employing our (optimal) solution to Problem 2CP-1. In the second heuristic, termed *Algorithm 2CP-3B*, we first choose the primary path of the first connection, p_1 , and, with this at hand, we choose the other paths by employing our (heuristic) solution to Problem 2CP-2. The first selection in both heuristics is done in a way that attempts to minimize interference with the next connection;

this is done by employing a heuristic rule similar to that of the MIRA scheme [14], i.e., the link weights attempt to reflect their “criticality”. The choice of the weight function is crucial for the success of such schemes, and several functions are proposed in [14] that are correlated to the link residual bandwidth. In order to avoid links that form part of small link cuts (e.g. bridge links) in the choice of the paths, we define a weight function as follows.

Definition 6: Given an undirected graph $G = (V, E)$ and a “level” l , the *small-cut weight* of a link e is:

$$w_e = \sum_{i=1}^l \frac{n_i}{i} \quad (8)$$

where n_i denotes the number of small cuts of size (exactly) i including e , for $1 \leq i \leq l$.

In order to compute these small-cut weights, we use the polynomial time algorithm of [19], which computes, for an unweighted graph, the list of the small cuts up to a specified level l .

Algorithm 2CP-3A:

First step. Considering link weights according to the small-cut weight function (Expression 8), execute Suurballe-Tarjan’s algorithm [22]. Assign the two link-disjoint paths that it outputs to the first connection.

Second step. Given the outcome of the first step, employ Algorithm SCA in order to select the paths of the second connection.

Algorithm 2CP-3B:

First step. Select for p_1 the shortest path from s_1 to t_1 using any standard shortest-path algorithm (e.g. Dijkstra [4]), such that the link weight are obtained by the small cut weight function.

Second step. Given the outcome of the first step, employ Algorithm 2CP-2A in order to select the remaining three paths.

D. Unreliable First Connection

Theorem 4: For a general value of $MCFP(c_1)$, Problem 2CP-1 is NP-hard.

Proof: The proof can be found in the Appendix (Theorem 9). ■

E. Reliable Second Connection in an Offline Framework

Theorem 5: The problem of determining if the optimal solution of Problem 2CP-3 results in two connections fully reliable is computationally tractable.

Proof: The problem is equivalent to Problem 2-CESB, which is proven in the Appendix to be computationally tractable (Theorem 11). ■

IV. EXTENSION TO K CONNECTIONS

We proceed to consider Problem KCP, namely the problem of establishing some K connections, $K > 2$. We have seen that, for Problem 2CP, the computational tractability (or lack thereof) of the problem variants depend on the level of reliability demanded by the connections (namely, whether they

require full reliability or not), as well as on whether an online or offline framework is considered.

More specifically, we have seen that, in both online and offline frameworks, Problem 2CP is intractable when not all the connections are required to be fully reliable. One exception is Problem 2CP-1, which considers an online framework in which the second connection is not required to be fully reliable. However, this exception is quite artificial under an online framework when the number of connections is unknown in advance: if we tolerate the last connection to be unreliable, the establishment of an (unknown) future request will become intractable.

In view of the above findings, when moving to consider more than two connections we restrict our attention to fully reliable connections. We begin with a brief overview of known results on the related K disjoint paths problem. We then formulate an online variant of Problem KCP, for which we establish a polynomial-time optimal solution. We then discuss the tractability of several extensions of the online problem. Finally, we show that the offline version is also computationally tractable.

A. The K Disjoint Path Problem

The K disjoint path problem is, in fact, the problem of establishing multiple connections, each consisting of only a single path (i.e., no backup paths). Formally, the problem is as follows. Given a collection of pairs of nodes $\{(s_1, t_1), \dots, (s_K, t_K)\}$ in a graph $G = (V, E)$, find K mutually disjoint paths from s_i to t_i for each $1 \leq i \leq K$. For a general value of K , this problem is known to be amongst the “classic” NP-Hard problems [12], both in its link-disjoint and node-disjoint versions. On the other hand, if K is fixed, i.e., $O(1)$, the problem is, in principle, solvable in polynomial time, but the existing solutions involve the computation of constant factors that are, in practice, computationally prohibitive for $K > 2$ (yet they are practically admissible for the case $K = 2$) [23]. For a fixed ($O(1)$) value of K , polynomial solutions have been established, both for planar graphs [20] and for general graphs [21].

The tractability of the *weighted version* of the problem, i.e. minimizing the total weight of all the K disjoint paths (for a fixed K and given a weighted graph), is an open problem even for $K = 2$.

B. The Online K Connection Problem

1) *Problem Formulation:* We focus on an online version of the K connection problem, for $K > 2$. In this setting, at each step K , we check whether we can establish a new connection between a source s_K and a destination t_K , given the paths allocated to the previous connections at steps $1, 2, \dots, K - 1$. At this stage, we can distinguish between three disjoint sets of links, which partition the original graph. The first set is the set of *free links* (that is, links not already used by any paths), the set of *backup links* (links only shared by previous backup paths), and the set of *the primary links* (links only used by some primary path). For the new connection, we allow its

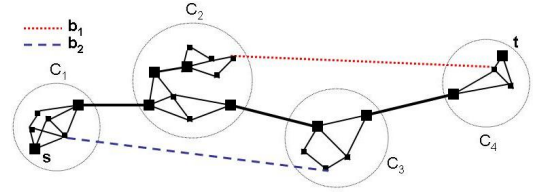


Fig. 6. Menger's Theorem is not enough.

primary path to use only free links, while its backup path is allowed to use free as well as backup links.

Definition 7: For an instance $I = (G, E_1, E_2, E_3, s_K, t_K)$, where $G = (V, E)$ is an unweighted undirected graph, E_1, E_2 and E_3 form a partition of the link set E , corresponding to the link sets of free, backup and primary links (respectively), and (s_K, t_K) are two nodes of V , the *online K connection problem* (in short, OKCP) is the problem of finding two link-disjoint paths from s_K to t_K (“primary” and “backup”) such that none of the two paths uses any primary links (i.e., links of E_3) and at most one of the paths uses backup links (i.e., links of E_2).

2) Reduction for Problem OKCP:

Lemma 1: For each instance of Problem OKCP, there is a reduction R1 to an instance where s_K and t_K are in the same two-link connected component of the graph formed by the union of E_1 and E_2 .

Proof: Given an instance $I_1 = (G, E_1, E_2, E_3, s_K, t_K)$, if s_K and t_K are not in the same two-link connected component of the graph formed by the union of E_1 and E_2 , by Menger's Theorem [18] we are ensured that no two link-disjoint paths from s_K to t_K can be found, even if we allow both paths to use free and backup links. ■

The previous lemma gives a necessary condition for the existence of a solution to Problem OKCP. Unfortunately, and in contrast to the setting covered by Menger's Theorem, in our case the primary path between s_K and t_K cannot use the backup links, hence the condition is not sufficient, as demonstrated in Figure 6. This figure depicts the free links and the two first backup paths b_1 and b_2 (the respective primary paths are not drawn). Despite that $E_1 \cap E_2$ forms a two-link connected graph, a new request between s and t must be declined. We thus proceed with a more detailed study of the characterization of the solution's feasibility.

3) *Leaps and Transitions:* According to the previous reductions, we can consider from now on that $E_1 \cup E_2$ forms a two-link connected graph such that E_1 is one-link connected and all its bridge links separate s_K from t_K . The result is very similar to the one obtained after the decomposition D1, except that here all the components are necessarily two-link connected. In order to determine the existence of a solution to Problem OKCP, we decompose the problem according to the two-link connected components of E_1 . For each component, we analyze which are the link-disjoint paths that may be part of a solution (if such a solution exists), and then we determine if the instance is solvable. We shall need the following definitions.

Definition 8: Given a pair of nodes $\{u, v\}$, a source s and a destination t , we say that a path p from s to t has a *leap* $\{u, v\}$ if p is composed of two link-disjoint paths corresponding either to a path from s to u and another path from v to t , or to a path from s to v and another path from u to t .

Definition 9: Given a two-link connected component of free links, including four nodes $\{s_1, t_1, s_2, t_2\}$ and a set B of nodes of this component connected to a backup link, a leap set $\{(u_1, v_1), \dots, (u_k, v_k)\}$ is called a *feasible transition* if all the nodes of the leap set are in B , and we have two link disjoint paths, one from s_1 to t_1 , and the other from s_2 to t_2 with the leaps of the leap set.

Given a two-link connected component C of free links with four nodes $\{s_1, t_1, s_2, t_2\}$, we specify in the Appendix the conditions on the instance (C, s_1, t_1, s_2, t_2) for admitting a transition without any leap. In addition, we can use a K link-disjoint path algorithm [21] to determine the existence of a transition with $K - 1$ leaps. Thus we can list all the possible transitions for each component, for any number of leaps. We proceed with a specification of the algorithm that solves Problem OKCP.

4) **Algorithm RCA:** We present here the *Reliable Connection Addition* algorithm (*Algorithm RCA*), that returns a solution to Problem OKCP if there is one, and indicates its absence otherwise.

First step. Let G_1 be the graph of free links. Denote by C_1 the connected component in G_1 to which s_1 belongs. If t_1 is not located in this component, return no solution. Otherwise, assign all the free links not in C_1 to the backup link set E_2 .

Second step. If G_1 is a two-link connected graph, we can find two link-disjoint paths from s_K to t_K using only links of E_1 . Else if $E_1 \cap E_2$ contains a bridge link that separates s_K from t_K , return no solution (Reduction R1).

Third step. Consider all the possible combinations of backup link sets with no redundancy by progressively incrementing the maximal number N_1 of leaps by transition, as follows.

$N_1 \leftarrow 0$

while $N_1 < K$ **do**

 compute all the possible transitions with at most N_1 leaps; observe if there is at least one combination that goes from the first component to the last one, such that all the transitions are feasible and in different components, and such that for each leap (u, v) there is a corresponding path in another component from the backup link set of u to the one of v . If a feasible combination is found, go to the fourth step, else increment $N_1 \leftarrow N_1 + 1$

end while

Stop when $N_1 = K$ and return no solution.

Fourth step. Compute the respective transitions and return the feasible primary and backup paths.

Theorem 6: Algorithm RCA solves Problem OKCP within $O(\max(n^4, n^{K-2}))$ steps.

Proof: The first step verifies that s_K and t_K are in the same connected component C_1 for an eventual path p_K . Otherwise, no feasible solution can be found. The assignment of the free

links not in C_1 to E_2 does not modify the number of solutions since no primary path p_K will be able to use these free links. We use Lemma 1 to ensure that no bridge links separate s_K from t_K in the graph formed by $E_1 \cap E_2$. We recall that after this assignment, the number of connected components of E_2 is inferior or equal to the number of backup paths, i.e. $K - 1$, because each backup set has at least a backup link that a backup path uses with an endpoint in G .

In the third step, proceeding by induction on the maximal number of leaps by transition, we consider all the possible combinations of backup link sets that could lead to a solution. Indeed, if a solution exists, its maximal number of leaps for a transition cannot be more than $K - 1$, since a backup link set cannot be used twice for a given transition. Thus, by Algorithm RCA, a solution is found only if one exists, and the solution returned is such that the maximal number of leaps by transition is minimal. In the fourth step, the computation of the primary and backup paths that use these transitions is done in order to return paths that would form a feasible K th connection.

The number of considered combinations remains polynomial since the length of each cannot be greater than the bounded number of link backup sets. Thus, the algorithm runs in polynomial time. We proceed to compute the running time of Algorithm RCA. The first step needs $O(m)$ to verify that s_1 and t_1 are in the same shared connected component. The second step runs in $O(n \cdot m)$ number of steps, since it looks for the bridge links between s_K and t_K both in graphs G_1 and $E_1 \cap E_2$. As seen in the proof of Theorem 1, bridge links between separating two nodes can be found in $O(n \cdot m)$ steps. In addition, if no bridge edge is found between s_K and t_K in G_1 , we use Suurballe-Tarjan's algorithm that runs in $O(m \log_{1+\frac{m}{n}} n)$ time when returning the solution.

In the third step, the number of combinations is constant regarding to n since it depends only on the number of backup link sets, which is bounded by $K - 1$. For each component C_i , we can compute all its possible transitions by ignoring the other components and in $O(n^4)$ steps: we remove all the edges (including the bridge edges separating s_K from t_K) in G_1 which are not part of the component and all the backup link sets that have no common node with C_i . We denote by a_i and b_i the two nodes of C_i that should be linked only by free links in order to be part of the primary path. In addition, in E_2 , we replace each set S of the remaining backup link sets by a single node x_S linked to all the common nodes of this set with C_i . At last, we transform all the nodes endpoints of free links according to the clique transformation (see the proof of Theorem 2 for its definition). This transformation can be done in $O(m)$ steps: we first compute the degree of each node in order to create a corresponding number of nodes in the transformed graph, and then we assign the linkage according to each link in the original graph. Thanks to the clique transformation, the computation of link-disjoint paths in the original graph is equivalent to the computation of node-disjoint paths in the transformed graph by an immediate correspondence. Moreover, since we have not transformed the added nodes $\{x_S\}$, the computation of node-disjoint paths in

the resulting graph prevents us from receiving a primary path using backup links. Indeed, for a specified component and for a combination of backup link sets $\{(S_1, \dots, S_{2r}), r \leq N_1\}$, we use the disjoint path algorithm [21] (which runs in $O(n^3)$ time) in its nodal version to find the $r + 1$ node-disjoint paths that would compose the transition. These paths are $\{(a_i, b_i), (x_{2l-1}l, x_{2l}) | 1 \leq l \leq r\}$. Since we do the computation of all the transitions for $O(n)$ components, the resulting number steps is $O(n^4)$.

Once we have listed all the transitions with less than N_1 leaps for each component, we observe if a given combination $\{(S_1, \dots, S_j)\}$ can result to feasible primary and backup paths. We denote c the number of components ($c \leq n$). This verification is time-consuming and can be done in $O(n^{K-2})$ steps: we consider all the possibilities where $(S_i, S_{i+1}), 1 \leq i \leq j - 1$ is in the $h^{(i)}$ -th component, $1 \leq h^{(i)} \leq c$. For this possibility, we verify if in each of the $j - 1$ chosen components there is a feasible transition composed exactly of these backup link sets. Since we know that S_1 and S_j should have a common node with the first and last component respectively, the possibility is characterized by the chosen components $\{h^{(i)}, 1 \leq i \leq j - 1\}$ and the number of possibilities is $O(n^{(K-2)})$ because j is inferior or equal to $K - 1$ (the maximal number of backup link sets).

When such a possibility is found, the fourth step computes the primary and backup paths according to this result. ■

5) *Heuristic Improvements:* Beyond Algorithm RCA, heuristic improvements can be done in order to find faster a solution. These improvements can be a reduction of the graph of free links, or an interference minimization consideration, or a tradeoff between quality of the solution and computation time.

Lemma 2: For each instance of Problem OKCP, there is a reduction R2 to an instance where E_1 is exactly a one-link connected subgraph including s_K and t_K in separated two-link connected components, such that all the bridge links in E_1 separate s_K from t_K .

Proof: We consider an instance $I_1 = (G, E_1, E_2, E_3, s_K, t_K)$. s_K and t_K should be in a common connected component of E_1 otherwise no feasible primary path could link s_K to t_K with only free links. Moreover, the primary path is not able to access the other connected components of E_1 , while the backup path may be able to do so. Consequently, we can assign the links of the other components of E_1 to the backup link set E_2 . We can then reduce E_2 to only its connected subgraphs having a node in common with E_1 (the other backup links are not accessible to the backup path). We observe that the number of connected subgraphs of E_2 is bounded by the number of connections already established (i.e. $K - 1$): each backup path cannot be in more than a single connected component, since it forms a connected path. In addition, each connected subgraph of E_2 includes at least a backup path, otherwise it would have no common node with E_1 . Moreover, s_K and t_K are in separated two-link connected components of E_1 : otherwise, by Menger's Theorem [18], we could (easily) find two

link-disjoint paths from s_K to t_K using only free links, which would solve Problem OKCP for this instance.

We can reduce E_1 such that the only bridge links are the links separating s_K from t_K . Indeed we consider another bridge link e that separates E_1 into three edge sets $e \cup F \cup F'$, such that F and F' are connected and s_K and t_K are in F . Without modifying the feasibility of the solution, we can assign e and the links in F' either to the backup link set if F' and E_2 have at least a common endpoint, or to E_3 otherwise. Indeed no primary path can use these links without using e twice, and this is also the case for the backup path if F' and E_2 have no common endpoint. In addition, since we have not created new connected components, the number of backup link connected components is still bounded by $K - 1$. ■

As in the case of two connections, we can heuristically improve the success probability of future connections by minimizing the “interference” with the (unknown) future connections. Thus, we should assign weights to the links such that they reflect their “criticality”. Accordingly, we modify the last step of the algorithm as follows: we compute the primary path as before, and, given the primary path, we minimize the weight of the backup path from s_K to t_K in the graph formed by the union of E_1 with E_2 . The weight of a link in E_1 corresponds to its criticality as defined by the small cut weight function in the graph of free links. The weights of links in E_2 is zero since they do not interfere with future primary paths.

In addition, there is an inherent tradeoff between quality of the solution and computation time. Indeed, the computation time of this algorithm is not polynomial in the bounded number of backup link sets. Moreover, we cannot hope to find such an algorithm: the respective Problem OKCP for a general K can be easily reduced to Problem 2DPFL, which is proven in the Appendix to be NP-hard. Thus, it may be interesting to keep a rather small number of backup link sets for each new connection establishment. For future connections, the number of backup link sets does not increase only if the actual backup path goes through at least one endpoint of previous backup links. Consequently, if in the interference minimization of the backup path, the chosen backup path increases the number of backup link sets, we should compare its total weight to the minimal weight of a backup path going through at least an endpoint of a backup link (this comparison can be done in polynomial time).

C. Intractable Extensions

We proceed to indicate the intractability of several extensions of Problem KCP.

1) *Directed Networks:* For directed networks, multi-connection establishment problems are generally NP-Hard. Indeed, even the establishment of two connections without backup paths is already intractable: the two disjoint path problem was shown to be intractable, both in its nodal as well as its link versions [6].

2) *Unbounded K :*

Theorem 7: For a general (not $O(1)$) K , Problem KCP is NP-complete. Moreover, it is NP-hard to approximate it within

a constant factor.

Proof: The proof can be found in the Appendix (Theorem 15). ■

D. The Offline K Connection Problem

We proceed to consider the *offline* version of the K connection problem. Here, the set of connections is given and the objective is to establish all of them at once. We proceed with a formal definition of the problem.

Definition 10: For an instance $I = (G, s_1, t_1, \dots, s_k, t_k)$, with $G = (V, E)$ an unweighted undirected graph, and $\{(s_i, t_i), 1 \leq i \leq K\}$ source-destination pairs of K connections, the *offline K connection problem* (in short, OffKCP) is the problem of finding $2K$ (“primary” and “backup”) paths from s_i to t_i , for $1 \leq i \leq K$, such that no link can be shared by a primary path and another (primary or backup) path.

Theorem 8: For a fixed K , there is an optimal solution to Problem OffKCP of polynomial time complexity.

Proof: The proof can be found in the Appendix (Theorem 13). ■

V. SIMULATION STUDY

We performed simulations in order to evaluate the efficiency of our proposed heuristics, namely Algorithm 2CP-2A for Problem 2CP-2 and Algorithms 2CP-3A and 2CP-3B for Problem 2CP-3. These algorithms are compared with the optimal values (obtained through a “brute force” solution with an inherently prohibitive computational complexity), as well as with the outcome of more straightforward heuristic alternatives.

First, we describe the various algorithms that have been compared for each of the problems, namely Problems 2CP-2 and Problem 2CP-3. We then detail the network topology and the parameters chosen for the simulations. Through these simulations, we show the efficiency of our heuristics and discuss its causes.

A. The Tested Algorithms

1) *Problem 2CP-2:* We recall that, in this problem, the primary path of the first connection, p_1 , is given. In our experiments, it was chosen to be the shortest path between s_1 and t_1 . We then compared three algorithms for selecting the first backup path b_1 and the two paths, p_2 and b_2 , of the second connection. We recall that these paths need to be selected so as to minimize the failure probability of the second connection. The three algorithms were the following: a simple heuristic (termed *Algorithm 2CP-2N*), our heuristic (Algorithm 2CP-2A), and an optimal (brute force) algorithm (2CP-2BF).

Algorithm 2CP-2A has been described in Section III. We detail here the other two algorithms. In the simple heuristic 2CP-2N, the links of p_1 are removed and we choose for p_2 the shortest path between s_2 and t_2 , where the link weights are their failure probabilities. If, after the removal of p_2 , a path between s_1 and t_1 can be found, we choose it for the backup path b_1 and we then select for the backup path b_2 a path

that minimizes the failure probability of the second connection given p_1 , p_2 and b_1 ; otherwise, we do not remove the links of p_2 and we select for the backup path b_1 the shortest path from s_1 to t_1 . We then select b_2 such that the failure probability of the second connection is minimized.

The optimal, brute-force algorithm 2CP-2BF computes all the possible backup paths b_1 from s_1 to t_1 link-disjoint from p_1 , and it then applies Algorithm SCA for each pair of paths. This way, Algorithm 2CP-2BF always returns paths that minimize the failure probability of the second connection.

2) *Problem 2CP-3:* In Problem 2CP-3, no path is already established but p_1 is constrained to be link-disjoint at least with b_1 and p_2 . Our goal is to minimize the failure probability of the second connection. We compared five algorithms.

Similarly to Algorithm 2CP-3A, the first algorithm (termed 2CP-3N) select at first the two paths of the first connection with Suurballe-Tarjan’s algorithm [22], and then the second connection with Algorithm SCA. The only difference between 2CP-3N and 2CP-3A is in terms of the weight function, which, for 2CP-3N, is the link failure probability function and not the (more sophisticated) small-cut weight function of 2CP-3A. Similarly to 2CP-3B, the second algorithm (2CP-3N2) selects first p_1 as the shortest path between s_1 and t_1 and computes the remaining paths as in Algorithm 2CP-2A. Here too, the only difference between 2CP-3B and 2CP-3N2 is the weight function, which, for 2CP-3N2, is the link failure probability (rather than the small-cut weight function).

The difference of weight functions corresponds to a lack of interference minimization for the two first algorithms. Indeed, for each of the two first algorithms, the first path establishment is done only according to the link failure probability weights, and not according to the topological location of the links in the network. Thus, a critical link for the second connection (e.g., a link in a two-link cut that separates s_2 from t_2) may be used even if this link is essential to the second connection.

In the simulations, only a fixed l is considered for the small-cut weight function. Otherwise, since there are 2^n cut sets in a graph, we could get an excessive (exponential) number of cut sets. A tradeoff between the computation time and the precision of the small-cut weights leads us to choose $l = 4$.

B. Implementation and Results

We randomly generate undirected networks according to the power-law rule [5] (henceforth: *power-law networks*). The link weights follow an exponential distribution (with a parameter $\lambda = 5$) and are then normalized such that their sum equals one. In addition, we assume that a few links may not have the necessary capacity requirement for a connection. Thus, we choose for each link a probability $p = 0.15$ not to have enough capacity. The node degree follows a power-law distribution $\beta x^{-\alpha}$, where $\alpha = 2.1$ and β differs according to the number n of nodes in the network ($\beta = 100$ for $n = 12$ and $\beta = 500$ for $n = 100$). These parameters (and in particular α) have been chosen following [25]. In addition, the four nodes of the two source-destination pairs are randomly (uniformly) chosen.

Network	2CP-2BF	2CP-2A	2CP-2N
PL12	100 %	94.30 %	74.0 %
PL100	100 %	95.21 %	72.9 %

TABLE I
COMPARISON OF THE EFFICIENCY OF THE ALGORITHMS FOR PROBLEM 2CP-2.

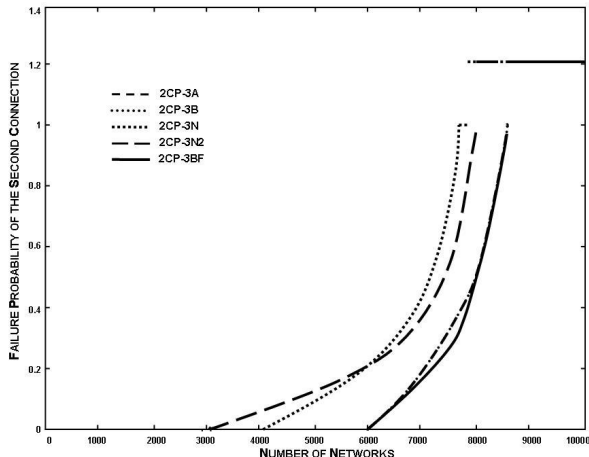


Fig. 7. Comparison of algorithms for Problem 2CP-3.

We denote by *PL12* and *PL100* the simulations produced by the generation of power-law networks with, respectively, $n = 12$ nodes and 500.000 random networks, or $n = 100$ nodes and 50.000 random networks. Table I indicates the fraction of times each algorithm finds a solution with a minimal value for the failure probability of the second connection in Problem 2CP-2. As expected, we verify that Algorithm 2CP-2BF is always optimal.

In Figure 7, we consider Problem 2CP-3 and indicate the distribution of the failure probabilities of the second connection obtained after the simulations PL12 for the different algorithms exposed above. Only 10.000 random power-law networks have been generated for the network topology PL12 and none for PL100 because of the excessive computation time due to Algorithm 2CP-3BF. When an algorithm finds a feasible solution, the failure probability of the second connection is, obviously, under 1.0. If no feasible solution are found, we arbitrarily chose the value of this probability to be equal to 1.2 to be able to draw it on Figure 7. Since the four source-destination nodes are chosen randomly, in many occasions the two requests do not interfere. This lack of interference is expected to quickly diminish if the number of connections raises. Table II shows the performance (i.e. the proportion of times a minimal value is returned) for Algorithms 2CP-3BF, 2CP-3A, 2CP-3B, 2CP-3N and 2CP-3N2 for the network topology PL12.

C. Discussion

Consider first the simulations related to Problem 2CP-2. We observe that the difference in efficiency between Algorithms

Network	2CP-3BF	2CP-3A	2CP-3B	2CP-3N	2CP-3N2
PL12	100 %	96.9 %	96.8 %	66.7 %	74.5 %

TABLE II
A SECOND COMPARISON OF THE ALGORITHMS FOR PROBLEM 2CP-3.

2CP-2A and 2CP-2N does not decrease with the increase of the network size. Indeed, despite its increase, the network remains sufficiently sparse to create interference between both connections. Furthermore, we observe that Algorithm 2CP-2A is particularly efficient since in most cases it returns paths with the same (optimal) quality obtained by Algorithm 2CP-2BF.

Similar observations can be derived for Problem 2CP-3. Indeed, all the algorithms are relatively efficient, finding in most cases the optimal value returned by Algorithm 2CP-3BF. In addition, we note that there is only a small difference between the efficiency of 2CP-3A and 2CP-3B, as well as between 2CP-3N and 2CP-3N2. It means that in the first step of the algorithm, establishing only the primary path p_1 or also the backup path b_1 in the same step does not substantially alter the performance of the algorithms. Conversely, the efficiency of the interference minimization and also of our choice of the weight function is visible. Indeed, Algorithms 2CP-3A and 2CP-3B outperform Algorithms 2CP-3N and 2CP-3N2, and almost always returns optimal solutions (i.e., with a minimal failure probability for the second connection).

VI. CONCLUDING REMARKS

This study analyzed the computational complexity of establishing multiple connections in survivable networks. For several problem variants, optimal solutions of acceptable computational complexity have been established. Other variants have been shown to be computationally intractable, and heuristic schemes, based on the analysis of the respective problems, have been proposed.

This study has been motivated by the fact that, in previous work, only single-connection problems have led to optimal (and computationally efficient) solutions. Our study started with the basic, but yet already complex case where two connections should be established. A differentiation was done between online and offline frameworks, and between fully reliable and unreliable connections.

We then extended our analysis for a fixed K connection problem, where each connection is 100% reliable. For online and offline variants, optimal solutions of polynomial complexity have been established. The intractability of some extensions of the problem was shown.

While this study covered only several out of the many variants of the problem of establishing multiple survivable connections, we believe that its methodical analysis provides a starting point for the rigorous exploration of this important class of problems.

ACKNOWLEDGMENT

The authors would like to thank...

REFERENCES

- [1] R. Banner and A. Orda. "The power of tuning: a novel approach for the efficient design of survivable networks". In *IEEE/ACM Transactions on Networking*, 15 (4): 737-749, 2007.
- [2] R. Bhandari. "Survivable Networks Algorithms for Diverse Routing". Kluwer, 1999.
- [3] R. Bhatia, M. Kodialam and T.V. Lakshman. "Finding disjoint paths with related path costs". In *Journal of Combinatorial Optimization*, 12: 83-96, 2006.
- [4] E. W. Dijkstra. "A Note on Two Problems in Connection with Graphs". In *Num. Mathematik*, 1:269-271, 1959.
- [5] M. Faloutsos, P. Faloutsos and C. Faloutsos. "On Power-Law Relationships of the Internet Topology". In *Proc. SIGCOMM*, 215-262, 1999.
- [6] S. Fortune, J.E. Hopcroft and J. Wyllie. "The Directed Subgraph Homeomorphism Problem". In *Th. Computer Science* 10: 111-121, 1980.
- [7] A. Frank. "Packing Paths, Circuits, and Cuts - a Survey". In *Paths, Flows, and VLSI Layout*, B. Korte, L. Lovasz, H. Promel and A. Schrijver, Eds., Berlin: Springer-Verlag, 1990.
- [8] A. Fumagalli and M. Tacca. "Optimal Design of Optical Ring Networks with DiR". In *Lecture Notes In C.S.*, 1989: 299-314, 2001.
- [9] W. D. Grover. "Mesh-Based Survivable Transport Networks: Options and Strategies for Optical, MPLS, SONET and ATM Networking". Prentice-Hall, 2003.
- [10] P. Ho, J. Topolcai and H. Mouftah. "Diverse Routing for Shared Protection in Survivable Optical Networks". In *Proc. of IEEE Globecom 2003*, 5: 2519-2523, 2003.
- [11] V. Kann. *Polynomially bounded minimization problems that are hard to approximate*, Nordic Journal of Computing, 1 (3), 317-331, 1994.
- [12] R. Karp. "Reducibility among combinatorial problems". In *Complexity of Computer Computation*, R. Miller and al., Plenum Press, 85-103, 1972.
- [13] M. Kodialam and T.V. Lakshman. "Dynamic Routing of Bandwidth Guaranteed Tunnels with Restoration". In *IEEE Infocom*, 902-911, 2000.
- [14] M. Kodialam and T.V. Lakshman. "Minimum Interference Routing of Bandwidth Guaranteed Tunnels with MPLS Traffic Engineering Applications". In *J. on Sel. Areas on Comm.*, 18 (12): 2566-2579, 2000.
- [15] G. Li, B. Doverspike and C. Kalmanek. "Fiber Span Failure Protection in Mesh Optical Networks". In *Proc. of SPIE*, 4599: 130-141, 2001.
- [16] G. Maier, A. Pattavina, S. De Patre and M. Martinelli. "Optical Network Survivability: Protection Techniques in the WDM layer". In *Photonic Network Communication*, 4 (3): 251-269, 2002.
- [17] J. Marzo, E. Calle, C. Scoglio and T. Anjali. "QoS Online Routing and MPLS Multilevel Protection: a Survey". In *IEEE Comm. Mag.*, 2003.
- [18] K. Menger. "Zur allgemeinen Kurventheorie". In *Fundamental Mathematics*, 19: 96-115, 1927.
- [19] H. Nagamochi, K. Nishimura and T. Ibaraki. "Computing all small cuts in undirected networks". In *SIAM J. Discrete Math.*, 10: 469-481, 1997.
- [20] B. Reed, N. Robertson, A. Schrijver and P. Seymour. "Finding disjoint trees in planar graph in linear time". In *Contemporary Math.*, 147:295-301, 1993.
- [21] N. Robertson and P. Seymour. "Outline of a disjoint paths algorithm". In *Paths, Flows, and VLSI Layout*, B. Korte and al, Springer-Verlag, 1990.
- [22] J. W. Suurballe and R. Tarjan. "A Quick Method for Finding Shortest Pairs of Disjoint Paths". In *Networks*, 14: 325-336, 1984.
- [23] T. Tholey. "Solving the 2-disjoint paths problem in nearly linear time". In *Theory of Computing Systems*, 39 (1): 51-78, 2006.
- [24] C. Thomassen. "2-linked graphs". In *Preprint Series* 1979/80, No. 17, Matematisk Institut, Aarhus Universitet, 1979.
- [25] S. Zhou. "Understanding the evolution dynamics of internet topology". In *Physical Review*, 74 (016-124), 2006.

VII. APPENDIX

In the Appendix, we will first prove the intractability of both a variant problem of 2CP when the first connection is already established and is not required to be fully reliable, and of the two disjoint path with forbidden link problem as well. We then prove the tractability of the K connection problem with shared backups, focusing on the restricted case $K = 2$ and then enlarging the result. In addition, we prove the intractability

of Problem 2CP when an additional bandwidth constraint is added. Then we study the potential restrictions for Problem 2CP. At last, we proceed to characterize the transitions with zero and one leaps.

A. Problem 2CP for an Unreliable First Connection

Definition 11: Given a primary path p_1 and a backup path b_1 for the first connection c_1 with possibly some superposition between the two paths, *Problem 2CP-u* is the problem of finding paths p_2 and b_2 for the second connection that minimize their failure probability.

The first connection is not required in Problem 2CP-u to be fully reliable, hence $MCFP(c_1)$ may be larger than zero and the paths of c_1 are not necessarily link-disjoint. As we shall show, this problem is NP complete, and, moreover, it is NP-hard even to approximate the solution within a constant factor. The minimization of the failure probability of the second connection is:

$$\begin{aligned} \min_{p_2, b_2} \quad & P_f(p_2 \cap b_2) + 1_{b_1 \cap p_2 \neq \emptyset, b_1 \cap b_2 \neq \emptyset} \cdot P_f(p_1 - b_1) \\ & + 1_{b_1 \cap b_2 = \emptyset, b_1 \cap p_2 \neq \emptyset, p_1 \cap b_2 \neq \emptyset} \cdot P_f(p_1 \cap b_2) \\ \text{s.t.} \quad & p_1 \cap p_2 = \emptyset \end{aligned} \quad (9)$$

Theorem 9: Problem 2CP-u is NP-hard.

Proof: We prove that, given the paths of the first connection, determining if there is a feasible second connection that admits a connection failure probability equal to zero is already NP-hard. We reduce Problem 2CP-u to the two link-disjoint path with forbidden link problem (Problem 2DPFL), which is proven in the next section to be NP-hard. Given a graph $G = (V, E)$ with two nodes s and t in V , and a set $F = \{(u_1, v_1), \dots, (u_k, v_k)\}$ of forbidden links with $F \subseteq E$, Problem 2DPFL requires to determine if there exist two link-disjoint paths from s to t such that at the most one of them is composed of links of F .

We consider an instance (G, s, t, F) (same notations as above) of Problem 2DPFL. From this instance we construct an instance $(G', s_1, t_1, s_2, t_2, p_1, b_1)$ of Problem 2CP-u such that $G' = (V', E')$ with $V' = V$ and $E' = E \cup \{(s, u_1), (u_1, v_1), (v_k, t), 1 \leq l \leq k\} \cup \{(v_k, u_{k+1}), 1 \leq l \leq k-1\}$ (multiple links are accepted in our model) and a uniform weight distribution ($\forall e \in E, P_f(e) = \frac{1}{m}$). We also fix $s_1 = s_2 = s$ and $t_1 = t_2 = t$. The path $s - u_1 - v_1 \dots u_k - v_k - t$ is chosen as primary path p_1 , and the path $s - u_1 - v_1 \dots u_k - v_k - t$ corresponds to the backup path b_1 . However, the links (u_l, v_l) present in both paths are chosen different. In order to get a zero failure probability for the second connection, only the shared backup case should be considered. Indeed, the other two cases have necessarily a positive failure probability for the second connection, including either the failure probability of p_1 (the unavoidable first backup case) or the failure probability of p_2 (the overlapped connection case). Thus, in the shared backup case, the second connection should be composed of link-disjoint paths such that only one path (i.e. b_2 but not p_2) may have common links with b_1 and none of them with p_1 . By construction, the problem precisely corresponds to finding

establishment with shared backup path problem (termed *K-CESB*) consists in finding $2K$ paths $\{p_1, b_1, \dots, p_K, b_K\}$ connecting their corresponding source-destination pair such that no link can be common to different paths except if they are all backup paths.

For example, for $K = 2$, Problem 2-*CESB* consists in finding four paths p_1, b_1, p_2 and b_2 connecting their corresponding source-destination pair such that all pair of paths are link disjoint except the two backup paths that may have common links.

Theorem 11: Problem 2-*CESB* can be resolved in a polynomial time.

Proof: We will show that an algorithm that solves a four, five and seven link-disjoint path problem solves Problem 2-*CESB*. Since finding four, five or seven link-disjoint paths can be solved by the polynomial time algorithm presented in [21], Problem 2-*CESB* can be also solved in a polynomial time (we observe however that the algorithm in [21] needs a unrealistic computation time for determining constants). We focus first on the case where two of the four special nodes $\{s_1, s_2, t_1, t_2\}$ are identical, let assume $s_1 = s_2 = s$. If a solution exists, we can built another solution that follows one this two compositions: either four link-disjoint paths to the destinations (no superposition between the backup paths) or three link-disjoint paths to the destination and an additional link-disjoint path from one of the backup path to the destination (when backup shared common links). In this last composition, the backup paths share a first partial path and then use different links to get to their respective destination.

In the second composition, if the backup paths share common links (but not necessarily continuously) a feasible solution can be composed by recomposing one of the backup path as follows. If we denote by x the last node shared by both backup paths before getting to their respective destination, the partial path between s and x of the backup path b_2 can be modified such that it uses all the links used by the other backup path b_1 until x . This solution is also feasible since there is no overlap with any primary paths. In order to verify the existence of a solution in this case where $s_1 = s_2$, we can verify the existence of four link disjoint paths to the destinations by linking each of them twice to an fictitious node and to run a flow algorithm (first composition). For the other composition, we verify the existence of five link disjoint paths (from s to t_1 , from s to t_2 , from s to x , from x to t_1 and from x to t_2) by running an algorithm that solves the five link-disjoint path problem, testing it for all $x \in V - \{s_1, s_2, t_1, t_2\}$. If any solution exists, the algorithm returns a solution and conversely, any solution returned by the algorithm solves Problem 2-*CESB*.

We assume here that the four special nodes s_1, s_2, t_1 and t_2 are distinct. By a similar analysis, if a solution exists, two compositions for a solution are relevant: either four link-disjoint paths from their respective source to their respective destination, or seven link-disjoint paths (from s_1 to t_1 , from s_2 to t_2 , from s_1 to x , from s_2 to x , from x to y , from y to t_1 and from y to t_2) where x and y are distinct regular nodes, as depicted in Figure 9 (we observe moreover that

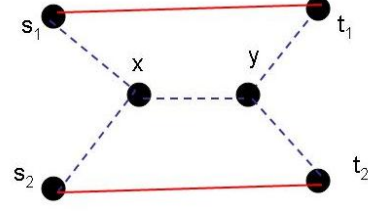


Fig. 9. The second composition in Problem 2-*CESB*.

we can interchange s_2 and t_2 since the graph is undirected). Indeed, if the backup paths in the original solution have no common links, it corresponds to the first composition. On the contrary, if some links are shared, we call x and y the first and last nodes shared by b_2 with b_1 in its way to t_2 . We can replace the partial path of the original second backup path b_2 between x and y by the links of b_1 in order to get a feasible solution which corresponds to the second composition previously described. The first composition can be solved by an algorithm solving the four link-disjoint path problem, and the second composition by an algorithm solving the seven link disjoint path problem.

In all the previous compositions, a solution is returned by the algorithm if the instance is solvable, and if an algorithm finds a solution, it corresponds effectively to a solution for Problem 2-*CESB*. ■

Theorem 12: For a bounded K , Problem *K-CESB* can be resolved in a polynomial time.

Proof: We have previously seen the proof for $K = 2$. In that proof, we have seen that an algorithm solving the l link-disjoint path problem, for $1 \leq l \leq 7$, suffices to solve Problem *K-CESB* for $K = 2$. In this proof, we will generalize it to an algorithm solving the l link-disjoint path problem, for $1 \leq l \leq 5K - 3$. We proceed by strong induction. The property we aim to prove is formulated as follows: for a bounded K , Problem *K-CESB* can be solved with the help of an algorithm solving the l link-disjoint path problem, for $1 \leq l \leq 5K - 3$. The initialization step is already verified for $K = 1$ and $K = 2$.

Let assume that for all $1 \leq i \leq K - 1$ the property is true for i and we want to prove that the property is also true for K . We claim that if a solution exists, then a relevant solution can be found such that it has one of the two following composition: either a solution with a disconnected backup subgraph (the subgraph composed of all the backup paths) such that each connected component corresponds to a case already seen, or a connected backup subgraph such that all the backup paths are included in it and this subgraph can be represented by a tree composed at the most of $5K - 3$ branches.

We consider a solution to the *K-CESB* problem and we build the backup graph. If the graph is connected, we want to show that an algorithm solving the l link-disjoint path problem, for $1 \leq l \leq 5K - 3$, solves our problem. Since all the paths are entirely included in this connected backup graph, it necessarily includes all the special nodes $\{s_1, t_1, \dots, s_K, t_K\}$. From this connected graph, we can remove links in order to build a tree

that links all these special nodes such that all the leaves of this tree will be only special nodes. We consider the number of branches of this tree: in the worst case, all the special nodes are leaves which are linked to the trunk through distinct nodes. In the worst case, the number of nodes in the tree is $2K + (2K - 2) = 4K - 2$, and the number of branches is $4K - 3$. Thus, in order to verify if such a tree exists, we should verify all the possible combinations for the number of internal nodes (from 1 to $2K - 2$), and all the combinations from these nodes to the special nodes, such that each special node is linked to exactly one of these nodes. In other words, we verify the possibility of any tree as described above by fixing only the internal nodes with a degree superior to three. In addition, in these verifications, we always work under the constraint that additional K link-disjoint primary paths connects their respective source-destination pair. In the worst case, we will have to find these K primary paths and the $4K - 3$ other paths composing the described tree.

If the graph is disconnected, it means that we can find at least two backup paths such that it is impossible to go from a node of a path to a node of the other path only through backup links (links used in this solution by backup paths). In fact, each connected component is composed of some backup paths, such that each backup path is located to exactly one connected component. We proceed in a similar way (by constructing a tree in each connected component). As a consequence, we can verify if such a solution exists by considering all the possible partitions of backup paths and all the possible combinations for each connected component. For each possibility, the number of link-disjoint paths to consider for a tree of a component including j backup paths is less than $4j - 3$. Thus, the total number of link-disjoint paths to consider will be also bounded here by $5K - 3$, which verifies the property for K . We underline here that all the considered configurations can be easily verified by the reader as representing a feasible solution if they exist.

In addition, the total number of combinations N we consider remains polynomial in n . Indeed, we can express an upper bound by:

$$N \leq \sum_{m=1}^K \sum_{i_1 \geq \dots \geq i_m, s.t. \sum_{l=1}^m i_l = K} \frac{K!}{\prod_{l=1}^m i_l!} \cdot \prod_{i_j \neq 1, j=1}^m \left[\sum_{x=2}^{2i_j-2} \binom{n}{x} x^{2i_j} \right] \\ \leq K \cdot 2^K \cdot n^{2K} \cdot (2K - 2)^{2K}$$

We conclude that N is polynomial in n . Thus, the algorithm solving Problem K-CESB verifies these N combinations. If a solution exists, the algorithm returns a feasible solution. Conversely, any solution returned by the algorithm solves Problem K-CESB. ■

Theorem 13: For a fixed K , Problem OffKCP can be solved within a polynomial number of steps.

Proof: Problem OffKCP is equivalent by its definition to Problem K-CESB, which is proven above (Theorem 12) to be solvable within a polynomial number of steps. ■

Theorem 14: For an unfixed K , Problem K-CESB is NP-hard.

Proof: A simple reduction to the general link-disjoint path problem, which is NP-hard as proven amongst the “classic” NP-Hard problems in [12] can be done. Considering an instance $(G, s_1, t_1, \dots, s_K, t_K)$ of Problem K-CESB with $G = (V, E)$, and the special nodes $\{(s_1, t_1), \dots, (s_K, t_K)\}$ in V , with K not necessarily bounded, we construct for the general link-disjoint path problem the following instance. We add two nodes, x and y , and $2K + 1$ links, linking x to all the sources, y to all the destinations, and x to y . This reduction can be done within a polynomial number of steps. On one hand, an algorithm that would solve Problem K-CESB would solve the general link-disjoint path problem by taking the additional links as part of the shared backup paths. Conversely, from any solution of the general link-disjoint path problem we can construct a solution to this modified instance for the problem. ■

Theorem 15: For a general (not $O(1)$) K , Problem KCP is NP-complete. Moreover, it is NP-hard to approximate it within a constant factor.

Proof: Consider an instance $(G, s_1, t_1, \dots, s_K, t_K)$ of Problem KCP, such that $G = (V, E)$ is an undirected uniformly weighted graph and $\{(s_i, t_i), 1 \leq i \leq K\}$ are the source-destination pairs of the K connections. We consider Problem KCP when all the connections are required to be perfectly reliable (i.e. $MCFP(c_1) = \dots = MCFP(c_K) = 0$). Thus, only the shared backup case can be applied. For this instance, Problem KCP is equivalent to Problem K-CESB, which is proven above to be NP-Hard and, moreover, it is NP-hard to approximate it within a constant factor. ■

D. Problem KCP with a Bandwidth Constraint

We proceed to establish the intractability of Problem OKCP in the presence of bandwidth constraints. Even with this bandwidth constraint, the primary (resp. backup) path of a new connection request is not allowed to use links already used by a previous primary or backup (resp. primary) paths. In addition, similarly to [14], the routing does not tolerate traffic splitting.

Definition 14: For an instance $I = (G, s_k, t_k, b_k)$, where $G = (V, E)$ is a weighted undirected graph, we define the weight b_e of link e as composed of three parameters $(b_1(e), b_2(e), b_3(e))$, such that $b_1(e)$, $b_2(e)$ and $b_3(e)$ respectively correspond to the bandwidth taken by the previous primary paths, by the previous backup paths and the available bandwidth on the link. The capacity $c(e)$ of link e is: $c(e) = b_1(e) + b_2(e) + b_3(e)$. (s_K, t_K) are two nodes of V , b_k is the bandwidth demand of the request, and we call the *bandwidth online K connection problem* (in short, BW-OKCP) the problem of finding two link-disjoint paths from s_K to t_K (“primary” and “backup”) such that the primary (resp. backup) path is allowed to use only links with a first and second (resp. first) bandwidth parameter equal to zero and a third parameter (resp. the sum of the second and the third parameters) superior to b_k .

Theorem 16: Problem BW-OKCP is NP-complete.

Overlapping	(p_1, b_2)	(b_1, p_2)	(p_2, b_2)
The shared backup case	X	X	X,V
The unavoidable first backup case	X	V	V
The overlapped connection case	V	V	X
The fourth case	V	V	V
The fifth case	X	V	X
The sixth backup case	V	X	X
The seventh backup case	V	X	V

TABLE III
COMPARISON OF THE DIFFERENT CASES FOR PROBLEM 2CP.

Proof: We prove that we can reduce Problem BW-OKCP to Problem 2-DPFL, which is proven above (Theorem 1) to be NP-complete.

We consider an instance (G, s_K, t_K, b_k) of Problem BW-OKCP. We call G_1 the restricted graph of links e of G such that $b_1(e) = 0$. These links are not used by any previous primary paths. We assume that all the links e of G_1 such that $b_2(e) = 0$ have a third parameter $b_3(e) > b_K$. In addition, we assume that amongst the links e of G_1 with $b_2(e) > 0$, some links may not have enough bandwidth $c(e) < b_k$, while others may have. We call G_2 the graph resulting from the removal of the links without enough bandwidth from G_1 . Thus, Problem BW-OKCP is reduced for this instance to Problem 2-DPFL, with the instance (G', s', t', F') such that $G' = G_2$, $s' = s_k$, $t' = t_k$ and the forbidden link set F' is equal to the set of links in G_2 with a strictly positive second parameter. Indeed, Problem BW-OKCP exactly corresponds in finding two link-disjoint paths from s' to t' in G' such that only the backup path is allowed to use links of F' . ■

E. The Study of Potential Restrictions for Problem 2CP

We analyze here the different cases for Problem 2CP. Except common links between p_1 and p_2 , we consider all the eight combinations whether we allow superposition between b_1 and b_2 , b_1 and p_2 , or p_1 and b_2 . We analyze the different schemes in order to observe if some are superfluous. The following table sums up the different cases, where only the first three cases are necessary (Table III).

We detail the features of each case. The first case corresponds to the shared backup case, when only b_2 (or p_2 in the symmetric fifth case) can have superposition with b_1 , and no one with p_1 . We have already seen above that if p_1 is fixed, and there is a feasible solution to this case, then it is the optimal one. The second case is the unavoidable first backup case, where both paths of the second connection have a superposition with b_1 , and none with p_1 .

The third case is, like the second case, an interesting one only when the first case has no feasible solution and then it may be better than the second case; it has been called the overlapped connection case.

The next cases (from the fourth to the seventh one) can always be improved by previous cases and are thus not relevant. In the fourth case, we take into account both additions in the optimization expression and get as a goal the minimization of $P_f(p_2) + P_f(p_1)$. We show that this fourth case cannot

outperform the unavoidable first backup case. If p_1 is fixed for example, we get the same value in the unavoidable first backup case by taking the shortest path for $p_2 = b_2$, and any path for b_1 (b_1 may have superposition with p_2 and b_2). The general case is also reachable by the unavoidable first backup case by adopting the same primary path p_1 .

The fifth case has been showed to be equivalent to the shared backup case. The sixth and the seventh cases can be improved by the shared backup case. Since p_2 has no superposition with p_1 and b_1 , only if its links fail then the second connection automatically fails. The optimization corresponds to the minimization of $P_f(p_2)$. We can reach the same value by taking $b_2 = p_2$ in the shared backup case: then b_2 has no superposition with p_1 and b_1 , and we minimize the same expression.

F. The Two link-disjoint Path Problem and its Extension

Definition 15: We call *the two link path problem* (termed *TPP*) the problem of finding for an instance $I = (G, s_1, s_2, t_1, t_2)$, where G is an undirected graph and (s_1, s_2, t_1, t_2) are four nodes of this graph, two link-disjoint paths respectively from s_1 to t_1 and from s_2 to t_2 .

We present here the theorem as stated in [7] that completely characterizes the solvability of Problem TPP for a two-link connected graph. The proof can be found in [24].

Theorem 17: Let G be a graph such that no cut link separates both of the two terminal pairs (s_1, t_1) and (s_2, t_2) . There is no two link-disjoint paths between the corresponding terminal pairs if and only if some links of G can be contracted so that the resulting graph G' is planar, the four terminals have degree two while the other nodes are of degree three, and the terminal are positioned on the outer face in this order: s_1, s_2, t_1, t_2 .