

# Immunizing networks by targeting collective influencers at a mesoscopic level

Teruyoshi Kobayashi

*Graduate School of Economics, Kobe University, Kobe, Japan*

Naoki Masuda\*

*Department of Engineering Mathematics, University of Bristol, Bristol, UK*

## Abstract

A practical approach to protecting networks against epidemic processes such as spreading of infectious diseases, malware, and harmful viral information is to remove some influential nodes beforehand to fragment the network into small components. Because determining the optimal order to remove nodes is a computationally hard problem, various approximate algorithms have been proposed to efficiently fragment networks by sequential node removal. Morone and Makse proposed an algorithm employing the non-backtracking matrix of given networks, which outperforms various existing algorithms with a reasonable computational cost. In fact, many empirical networks have community structure, compromising the assumption of local tree-like structure on which the original algorithm is based. We develop an immunization algorithm by synergistically combining the Morone-Makse algorithm and coarse graining of the network in which we regard a community as a supernode. The proposed algorithm works more efficiently than the Morone-Makse and other algorithms on networks with community structure.

---

\* Corresponding author: [naoki.masuda@bristol.ac.uk](mailto:naoki.masuda@bristol.ac.uk)

## I. INTRODUCTION

Identification of influential nodes in a network is a central topic of interest in network analysis, enjoying numerous applications. For example, a removal or immunization of an influential node may suppress spreading of an infectious disease that may occur later. A viral information spreading campaign starting from an influential node may be more successful than a campaign starting from other nodes. There are various notions of influential nodes, as evinced by a multitude of definitions of node’s centrality corresponding to the aforementioned and other applications [1]. Among them, a major criterion of the influential node is that the removal of a node, or immunization, efficiently fragments the network into small pieces. Because the problem of finding the minimal set of nodes to be immunized to fragment the network is NP-hard [2], various immunization algorithms to determine the order of the nodes to be removed to realize efficient fragmentation of the network have been proposed [2–12], sometimes with the constraint that the information about the network is only partially available [9, 13–17]. Notably, although immunizing hubs (i.e., nodes with a large degree) first is intuitive and much better than randomly selecting nodes to be immunized [18–20], many immunization algorithms outperform the hub-first immunization algorithm.

Morone and Makse proposed a scalable and powerful algorithm to sequentially remove nodes and fragment the network into small components as early as possible [6]. Founded on the message passing approach and theory of non-backtracking matrices, the method calculates the so-called collective influence (CI) for each node to rank the nodes for prioritization. Their method, which is referred to as the CI algorithm, outperforms various other known methods in model and empirical networks. In the present study, we propose a new CI-based immunization algorithm that considerably outperforms the original CI algorithm when the network has community structure.

The CI algorithm assumes that the given network is locally tree-like. In fact, a majority of empirical networks are not locally tree-like. At a microscopic level, empirical networks are usually clustered, i.e., full of triangles [1]. At a mesoscopic level, many networks are composed of communities such that links are dense within communities and sparse across different communities [21]. Although the CI algorithm also seems to work efficiently in loopy networks unless loops are not excessive [6], the performance of the CI algorithm on networks with community structure is unclear. Some extant immunization algorithms are

explicitly or implicitly informed by community structure [4, 5, 7, 9, 16, 17, 22, 23]. The immunization algorithms using the betweenness centrality are effective on networks with community structure [9, 11, 17, 22, 23]. However, they are not scalable due to a high computational cost of calculating the betweenness centrality [24]. For other immunization algorithms exploiting community structure of networks, their performance relative to the CI algorithm is unknown in general [4, 7] or at least for networks with community structure [5, 6]. Yet other community-based immunization algorithms impose that only local information about the network is available, mimicking realistic constraints [9, 16, 17]. This constraint naturally limits the performance of an immunization algorithm.

We develop an immunization algorithm by formulating a CI algorithm for a coarse-grained network, in which a node represents a community, and a weighted link represents the number of links between different communities. We show that the proposed algorithm considerably outperforms the CI algorithm [6], and the conventional algorithm targeting hubs [18–20], and others [4, 7] when networks have community structure.

## II. THEORY

Consider an undirected and unweighted network having  $N$  nodes. The aim of an immunization algorithm is to sequentially remove nodes to fragment the network as soon as possible, i.e., with a small number of removed nodes.

### A. Collective influence

The CI algorithm is based on the scoring of nodes according to the CI value [6]. The CI of node  $i$  is defined as

$$\text{CI}_\ell(i) = z_i \sum_{j \in \partial\text{Ball}(i, \ell)} z_j, \quad (1)$$

where

$$z_i \equiv k_i - 1, \quad (2)$$

$k_i$  is the degree of node  $i$ , and  $\partial\text{Ball}(i, \ell)$  is the set of nodes at distance  $\ell$  from node  $i$ . When  $\ell = 0$ , the CI is equivalent to the degree as long as the rank order is concerned.

The CI algorithm calculates the  $CI_\ell(i)$  value of all nodes and removes the node with the largest CI value or a given number of nodes having the largest CI values in one step. Then, the CI values of all the remaining nodes are recalculated, and the same procedure is repeated. By removing multiple nodes in a single step, the CI algorithm runs substantially faster without much compromising the quality of immunization.

In fact, we use the order of nodes to be removed determined above as a tentative order. To improve the overall performance, we reorder the nodes by reinserting them as follows. We start from the situation in which the fraction of nodes in the largest connected component (LCC) is equal to or less than 0.01 for the first time. Then, we calculate for each removed node  $i$  the number of components that node  $i$  connects if it is reinserted in the current network. Next, we add back the node that connects the smallest number of connected components. We repeat this procedure until all the removed nodes are reinserted such that the initial network is restored.

The computation time of the CI algorithm is evaluated as follows [6]. The calculation of  $CI_\ell(i)$  requires  $O(1)$  time for one node, and hence  $O(N)$  time for all nodes. Because sorting the  $CI_\ell(i)$  values consumes  $O(N \log N)$  time, each step of the CI algorithm consumes  $O(N \log N)$  time. Therefore, the total computation time until  $O(N)$  nodes are removed is evaluated as  $O(N^2 \log N)$ . By removing a finite fraction of nodes at once, the computation time can be reduced to  $O(N \log N)$  without practically sacrificing the efficiency of the immunization [6].

## B. Community-based collective influence

Community structure may make a network not locally tree-like. We propose an immunization algorithm by running a weighted-network variant of the CI algorithm for a coarse-grained network in which a community constitutes a supernode. We first run a community detection algorithm. Denote by  $N_C$  the number of communities and by  $\tilde{A}$  the  $N_C \times N_C$  coarse-grained weighted adjacency matrix whose  $(I, J)$  element is equal to the number of links that connect communities  $I$  and  $J$  ( $I \neq J$ ). The diagonal elements of  $\tilde{A}$  are set to zero.

Assume that the coarse-grained network is locally tree-like. By taking into account the fact that the coarse-grained network is generally a weighted network, we define the CI of

community  $I$  in the coarse-grained network by

$$\text{CI}'_{\ell}(I) = z'_I \sum_{J \in \tilde{\partial}\text{Ball}(I, \ell)} z''_J, \quad (3)$$

where  $\tilde{\partial}\text{Ball}(I, \ell)$  denotes the set of the communities whose distance from community  $I$  is equal to  $\ell$  in the coarse-grained network.

We set

$$z'_I \equiv \sum_{I'=1}^{N_C} \tilde{A}_{II'} - \min_{I'} \tilde{A}_{II'}. \quad (4)$$

This definition is analogous to  $z_i \equiv k_i - 1$  in Eq. (1). With this definition of  $z'_I$ , the CI of community  $I$  is equal to zero when  $I$  has only one neighbor, as in the original CI [6, 25].

We set

$$z''_J \equiv \sum_{J'=1}^{N_C} \tilde{A}_{JJ'} - \tilde{A}_{JJ^-} \quad (\ell \geq 1), \quad (5)$$

where  $J$  is a community that is at distance  $\ell$  from  $I$ , and  $J^-$  is the community that is at distance  $\ell - 1$  from  $I$  and on the path between  $I$  and  $J$  (Fig. 1(a)). It should be noted that  $z''_J$  is equal to zero if  $J^-$  is the only neighbor of  $J$ . It should also be noted that, when every community consists of only one node in the original network,  $\text{CI}'_{\ell}(i) = \text{CI}_{\ell}(i)$  for  $1 \leq i \leq N$ . Equation (5) is ill-defined for  $\ell = 0$ . To be consistent with the original definition of the CI, we define  $z''_J \equiv z'_J$  for  $\ell = 0$ . Then,  $\text{CI}'_0(I)$  is large when node  $I$  has a large degree in the coarse-grained network.

Let  $A = (A_{ij})$  be the adjacency matrix of the original network. Equation (3) is rewritten as

$$\text{CI}'_{\ell}(I) = z'_I \sum_{i \in \text{community } I} \sum_{I' \in \tilde{\partial}\text{Ball}(I, 1)} \frac{\sum_{i' \in I'} A_{ii'}}{\tilde{A}_{II'}} \sum_{\substack{J \in \tilde{\partial}\text{Ball}(I, \ell) \\ I^+ = I'}} z''_J, \quad (6)$$

where  $I^+$  is the community adjacent to  $I$  (hence distance one from  $I$ ) through which  $J$  is reached from  $I$  (Fig. 1(b)). On the basis of Eq. (6), we define the community-based collective influence (CbCI) of node  $i$ , denoted by  $\text{CbCI}(i)$ , as

$$\text{CbCI}(i) = z'_I \sum_{I' \in \tilde{\partial}\text{Ball}(I, 1)} \frac{\sum_{i' \in I'} A_{ii'}}{\tilde{A}_{II'}} \sum_{\substack{J \in \tilde{\partial}\text{Ball}(I, \ell) \\ I^+ = I'}} z''_J, \quad (7)$$

where node  $i$  belongs to community  $I$ . In Eq. (7), the importance of a node stems from three factors. First,  $\text{CbCI}(i)$  is proportional  $z'_I$ , which is essentially the number of inter-community links of the community to which  $i$  belongs. Second,  $\text{CbCI}(i)$  is large if  $I$  has

many high-degree nodes at distance  $\ell$  in the coarse-grained network (i.e., sum of  $z_j''$ ). Third,  $\text{CbCI}(i)$  is large if node  $i$  has many inter-community links relative to the total number of inter-community links that community  $I$  has (i.e.,  $\sum_{i' \in I'} A_{ii'} / \tilde{A}_{I'}$ ). We set  $\ell = 2$  in the following numerical simulations. When  $\ell = 2$ ,  $I^+$  in Eqs. (6) and (7) coincide with  $J^-$  in Eq. (5) (Fig. 1(b)).

We remove the node with the largest CbCI value. If there are multiple nodes with the same largest CbCI value, we select the node having the largest degree. If there are multiple nodes with the same largest CbCI and degree, we break the tie at random. Then, we recalculate the CbCI for all remaining nodes, remove the node with the largest CbCI, and repeat the same procedure until the size of the LCC becomes equal to or less than  $0.01N$ . We further optimize the obtained order of node removal by reinsertion, as in the CI algorithm. We use the coarse-grained network, not the original network, to inform the reinsertion process in the CbCI algorithm. In other words, the number of communities that belong to the same component as the reinserted node is measured for each tentatively reinserted node. We decide to reinsert the node whose presence connects the least number of communities (Fig. 1(c)).

The calculation of  $\text{CI}'_\ell(I)$  for all nodes requires  $O(N_C)$  time. The calculation of  $\text{CbCI}(i)$  for one nodes consumes  $O(1)$  time. Therefore, similarly to the case of the CI, sorting of  $\text{CbCI}(i)$  dominates the computation time of the CbCI algorithm. Its time complexity is the same as that for the CI algorithm, i.e.,  $O(N^2 \log N)$ , if community detection is not too slow.

We use the following six algorithms for community detection: (i) Infomap [26, 27], requiring  $O(M)$  time [21], where  $M$  is the number of links, and hence  $O(N)$  time for sparse networks; (ii) Walktrap, which requires  $O(N^2 \log N)$  for most empirical networks [28]; (iii) the label-propagation algorithm, requiring nearly linear time in  $N$  [29]; (iv) a fast greedy algorithm for modularity maximization, requiring  $O(N \log^2 N)$  time for sparse networks [30]; (v) modularity maximization based on simulated annealing, which is practical up to  $\approx 10^4$  nodes in the original paper [31] and time-consuming because modularity must be maximized in a parameter-dependent manner [32]; (vi) the Louvain algorithm, which practically runs in  $O(N)$  time [33]. The last three algorithms intend to maximize the modularity, denoted by  $Q$ . The first three algorithms detect communities according to different criteria.

Except for the simulated annealing algorithm, the computational cost is at most that for the CbCI algorithm given the partitioning of the network, i.e.,  $O(N^2 \log N)$ . Therefore,

community detection is not a bottleneck in terms of the computation time when any of these five community detection algorithms is used. If a finite fraction of nodes is simultaneously removed in one step, as in the accelerated CI algorithm explained in section II A, the CbCI algorithm given the partitioning of the network runs in  $O(N \log N)$  time. In this case, the Louvain algorithm, label-propagation algorithm, and Infomap, but not the other three community detection algorithms, do not slow down the CbCI algorithm relative to the CI algorithm, as far as the asymptotic dependence of the computation time on  $N$  is concerned.

### III. RESULTS

In this section, we compare the performance of the CbCI algorithm with the CI and other immunization algorithms (see Methods) on two model networks and 12 empirical networks. Let  $q$  be the fraction of removed nodes. The size of the LCC after  $qN$  nodes have been removed is denoted by  $G(q)$ .

#### A. Scale-free network models with and without community structure

We start by testing various immunization algorithms on a scale-free network model with built-in community structure [4]. We first generate a coarse-grained network whose node is regarded as community, using the Barabási-Albert (BA) model [34] having  $N_C = 100$  nodes and mean degree six. The initial network is the clique composed of  $m_0 = 3$  nodes, and each added node has  $m = 3$  links. After generating a coarse-grained network, we assign 50 nodes to each community, resulting in  $N = 50 \times N_C = 5000$  nodes in total. For each community, the intra-community network is given by the BA model with  $m_0 = m = 4$ , which yields the mean within-community degree equal to  $\langle k \rangle_\ell = 2 [(N - m_0)m + m_0(m_0 - 1)/2] / N = 7.6$ . Additionally, if communities  $I$  and  $J$  are adjacent in the coarse-grained network, then nodes  $i \in I$  and  $j \in J$  are connected with probability  $\langle k \rangle_g / (6N/N_C)$ . This guarantees that a node is adjacent to  $\langle k \rangle_g$  nodes in different communities on average. We set  $\langle k \rangle_g = 1$ . The mean degree of the entire network is equal to  $\langle k \rangle = 8.58 \approx \langle k \rangle_\ell + \langle k \rangle_g$ .

We sequentially remove nodes from this network according to each immunization algorithm and track the size of the LCC. We use the community structure imposed by the model to inform the CbCI and CbDI algorithms. The results for a range of immunization algo-

rithms are shown in Fig. 2(a). Both CbCI and CbDI algorithms considerably outperform the CI algorithm. The CbCI algorithm performs better than the CbDI algorithm. The performance of the CbCI algorithm is close to the Betweenness algorithm. It should be noted that the Betweenness algorithm, while efficient, is not scalable to larger networks.

Next, we consider a scale-free network without community structure, which is generated by the original BA model with  $N = 5000$  and  $\langle k \rangle \approx 12$  ( $m_0 = m = 6$ ). We run the CbCI and CbDI strategies by applying a community detection algorithm to the generated network although the BA model lacks community structure. In fact, all but the label-propagation algorithm returns a partitioning result. The performance of the different immunization algorithms for this network is compared in Fig. 2(b). The CbCI algorithm combined with Infomap or Walktrap outperforms the Degree and LSP algorithms. The performance of the CbCI algorithm is close to that of the CI algorithm except in an early stage of node removal. A different community-based immunization algorithm, CbDI, lacks this feature. This result suggests that the CbCI algorithm combined with Infomap or Walktrap can work efficiently even when the network does not have community structure.

The results for the CbCI and CbDI algorithms combined with the other four community detection algorithms are shown in Fig. S2(a). The figure suggests that the CbCI algorithm combined with Infomap or Walktrap performs better than when it is combined with a different community detection algorithm.

## B. Empirical networks

In this section, we run the CbCI and other algorithms on the following 12 empirical networks with community structure. (i) Two networks of Autonomous Systems of the Internet constructed by the University of Oregon Route Views project [35–37]: A node is an Autonomous System. The network collected on 2 January 2000 and that on 31 March 2001 are referred to as AS-1 and AS-2, respectively. (ii) Pretty Good Privacy network (PGP) [38]: Two persons are connected by a link if they share confidential information using the PGP encryption algorithm on the Internet. (iii) World Wide Web (WWW) [39]: A network of websites connected by hyperlinks, which is originally a directed network. (iv) Email-based communication network at Kiel University (referred to as email-uni) [40]: E-mail sending activity among students, which provides a directed link, recorded over a period of 112 days.



(v) Email-based communication network in Enron Corporation (email-Enron) [36, 41, 42]: Two e-mail users in the data set are connected by an unweighted directed link if at least one e-mail has been sent from one user to the other user. (vi) Collaboration networks in General Relativity and Quantum Cosmology (CA-GrQc), Astro Physics, (CA-Astroph), and Condensed Matter, (CA-Condmat) categories [36, 43] and High Energy Physics – Phenomenology (CA-HepPh) and High Energy Physics – Theory (CA-HepTh) categories in arXiv [35, 36]. By definition, two authors are adjacent if they coauthor a paper. (vii) High-energy physics citation network within the hep-th category of arXiv (HEP) [44], which is originally a directed network. For each network, we removed the link weight, self-loops, and direction of the link, and submitted the LCC to the following analysis. Summary statistics of these networks including the modularity,  $Q$ , are shown in Tables S1 and S2.

We do not investigate the Betweenness immunization algorithm due to its high computational cost (i.e.,  $O(NM)$  time for calculating the betweenness centrality of all nodes [24], hence  $O(N^2M)$  time for removing  $O(N)$  nodes).

The performance of different immunization algorithms is compared on two empirical networks in Fig. 3. Among the 12 empirical networks that we tested, these two networks yielded the smallest and largest modularity values as maximized by the Louvain algorithm. The figure indicates that the CbCI algorithm combined with Infomap or Walktrap performs better than the previously proposed algorithms including the CI algorithm in both networks. The CbCI algorithm performs better than the CI algorithm in many other empirical networks as well (Fig. S2(b)–(m)). Furthermore, the CbCI algorithm combined with a different community detection algorithm also outperforms the CI algorithm in most of the networks (Fig. S2(b)–(m)).

To be quantitative, we measure the fraction of removed nodes at which the network fragments into sufficiently small connected components, i.e.,

$$q_c \equiv \inf\{q : G(q) < \theta\}, \quad (8)$$

where  $G(q)$  is the size of the LCC. We set  $\theta = 0.05$ . We calculate  $q_c$  for each combination of a network and an immunization algorithm.

The value of  $q_c$  for each immunization algorithm normalized by the  $q_c$  value for the CI algorithm is plotted in Fig. 4. A symbol represents a network. A small normalized value of  $q_c$  implies a high efficiency of the immunization algorithm. As expected, the Degree

immunization algorithm performs worse than the CI in all the tested networks (Fig. 4(c)). For the CbCI algorithm combined with Infomap,  $q_c$  is smaller by 15.0% to 49.7% than that for the CI algorithm (Fig. 4(a)). The CbCI algorithm combined with Walktrap shows a similar performance for all but one networks (Fig. 4(b)). The CbCI algorithm combined with three of the other four community detection algorithms performs better than the CI algorithm for networks with relatively strong community structure (Fig. S3). The CbDI algorithm combined with Infomap performs better than the CI algorithm for all networks, but to a lesser extent than the CbCI algorithm combined with Infomap does (Fig. 4(d)). The CbDI algorithm combined with Walktrap (Fig. 4(e)) and the other four community detection algorithms (Fig. S3) performs worse than the CI algorithm. The LSP algorithm performs worse than the CI algorithm in a majority of the networks (Fig. 4(f)).

Even if two immunization algorithms yield the same  $q_c$  value on the same network,  $G(q)$  may considerably drop at a smaller  $q$  value with one immunization algorithm than the other algorithm. To quantify the performance of immunization algorithms in this sense, we measure the size of the LCC integrated over  $q$  values [11, 45], i.e.,

$$\overline{G} \equiv \frac{1}{N} \sum_{i=0}^N G(i/N). \quad (9)$$

It should be noted that  $\overline{G}$  is the area under the curve when  $G(q)$  is plotted against  $q$  and ranges between 0 and 1/2. A small  $\overline{G}$  value implies a good performance of an immunization algorithm.

The value of  $\overline{G}$  for each immunization algorithm normalized by that for the CI algorithm is plotted in Fig. 5. The CbCI algorithm combined with Infomap outperforms the CI algorithm in 11 out of the 12 networks in terms of  $\overline{G}$  (Fig. 5(a)). Similarly, the CbCI algorithm combined with Walktrap outperforms the CI algorithm in ten out of the 12 networks (Fig. 5(b)). The CbCI combined with any of the other four community detection algorithms outperforms the CI algorithm in roughly half of the networks and tends to be efficient for networks having large modularity values as determined by the Louvain algorithm (Fig. S4). In particular, for the three networks with the largest modularity, the CbCI algorithm combined with any of the six community detection algorithms outperforms the CI algorithm. The Degree, CbDI, and LSP algorithms are less efficient than the CI algorithm in terms of  $\overline{G}$  (Figs. 5(c)–(f) and S4).

### C. Why do Infomap and Walktrap marry better with the CbCI algorithm than the other community detection algorithms?

We have shown that the CbCI algorithm is more efficient when it is combined with Infomap or Walktrap, in particular Infomap, than with the other four community detection algorithms. To explore why, we start by measuring the clustering coefficient [46] of the unweighted version of the coarse-grained networks. We do so because in theory the CI assumes locally tree-like networks [6, 47]. High clustering in the coarse-grained network may discourage the CbCI algorithm. For each empirical network, we measure the Pearson correlation coefficient between the clustering coefficient and  $q_c$  normalized by the value for the CI algorithm. We use the result for each community detection algorithm as a data point such that the correlation coefficient is calculated on the basis of six data points. The results are shown in Table I. We find that the clustering coefficient is not consistently correlated with the normalized  $q_c$ . The results are qualitatively the same with a weighted clustering coefficient [48, 49] (Table I). We obtain similar results if  $\overline{G}$  instead of  $q_c$  is used as a performance measure (Table II). It should be noted that different community detection algorithms yield sufficiently different clustering coefficient values including large values (Fig. S5(a)). We conclude that the lack of local tree-like structure in the coarse-grained networks is not a strong determinant of the performance of the CbCI algorithm. This result does not contradict those for the original CI algorithm, which assumes local tree-like networks, because the CI algorithm is practically efficient on loopy networks as well [6].

We have set  $\ell = 2$ , thus ignoring the contribution of nodes in coarse-grained networks three or more hops away from a focal node. In fact, large coarse-grained networks may have a large mean path length and deteriorate the performance of the CbCI algorithm. Therefore, we calculate the correlation coefficient between  $N_C$ , i.e., the number of the detected communities, and  $q_C$ , and between the mean path length in the unweighted coarse-grained network and  $q_C$  (Table I). The correlation efficient between  $\overline{G}$  and either  $N_C$  or the mean path length is also measured (Table II). The tables indicate that the performance of a community detection algorithm is not consistently correlated with the mean path length. It is correlated with  $N_C$ , but in the manner such that the performance of the CbCI algorithm improves as  $N_C$  increases, contrary to the aforementioned postulated mechanism. Therefore, the use of  $\ell = 2$  does not probably explain the reason why a community detection algorithm

marries the CbCI algorithm better than another.

In fact, the CbCI algorithm performs well when the detected communities have relatively similar sizes. To show this, we measure the entropy in the partitioning, which is defined by  $\sum_{c=1}^{N_C} (N'_c/N) \log(N'_c/N)$ , where  $N'_c$  is the number of nodes in the  $c$ th community. The entropy ranges between 0 and  $\log N_C$ . A large entropy value implies that the partitioning of the network is relatively egalitarian. The correlation coefficient between the entropy and the normalized  $q_c$  is shown in Table I for each network. The entropy and  $q_c$  are negatively correlated with each other for all networks and strongly so for most of the networks. This result is robust when we normalize the entropy by the largest possible value, i.e.,  $\log N_C$  (Table I), and when the performance measure is replaced by  $\overline{G}$  (Table II).

To assess the robustness of this finding, we calculate the same correlation coefficient between either the unnormalized or normalized entropy and one of the two performance measures, but for each community detection algorithm. Now each empirical network constitutes a data point based on which the correlation coefficient is calculated. The correlation coefficient values are shown in Table III. Although the correlation is weaker than in the previous case, the correlation between the entropy and either the normalized  $q_C$  or  $\overline{G}$  is largely negative, which is consistent with the results shown in Tables I and II. The correlation coefficient between  $Q$  and each of the performance measure is also shown in Table III. The entropy provides a weaker determinant of the performance as compared to  $Q$ , which is expected because the CbCI algorithm is designed for networks with community structure. Nevertheless, the entropy provides a larger (i.e., more negative) correlation value than  $Q$  does in some cases (Table III).

Infomap tends to detect a large number of communities (Table S2) whose size is less heterogeneously distributed than the case of the other community detection algorithms (Figs. S5(i) and (k)). We consider that this is a main reason why Infomap is effective when combined with the CbCI algorithm. Roughly speaking, the label-propagation algorithm tends to yield a similarly large number of communities,  $N_C$  (Table S2). However, the size of the community is more heterogeneously distributed with the label-propagation algorithm than with Infomap, as quantified by the entropy measures (Figs. S5(i) and (k)).

## IV. DISCUSSION

We showed that the CbCI immunization algorithm outperforms the CI and other algorithms when a given network has community structure. The CbCI algorithm is in particular efficient when Infomap [26, 27] is used for detecting communities beforehand. Infomap runs sufficiently fast [21] such that the entire CbCI algorithm runs as fast as the CI algorithm at least asymptotically in terms of the network size. The Walktrap community detection algorithm [28] is the second best among the six candidates to be combined with the CbCI algorithm in terms of the quality of immunization. However, Walktrap is slower than Infomap. Walktrap consumes longer time than the main part of the CbCI algorithm, i.e., sequential node removal, when multiple nodes are removed in a single step in the CbCI algorithm. In this case, the community detection before starting the node removal is the bottleneck of the entire CbCI algorithm, and the CbCI algorithm is slower than the CI algorithm. To our numerical efforts, we recommend Infomap to be combined with the CbCI algorithm.

We argued that Infomap works better in combination with the CbCI algorithm than the other community detection algorithms do mainly because Infomap yields a relatively egalitarian distribution of the community size. However, the distribution of the community size is usually skewed even with Infomap [50]. The CbCI algorithm may work even better if we use a community detection algorithm that imposes that the detected communities are of the equal or similar sizes. This problem is known as  $k$ -balanced partitioning, where  $k$  refers to the number of communities. Although  $k$ -balanced partitioning for general  $k$  is notoriously hard to solve, there are various approximate algorithms for this problem [51–53]. Combining these algorithms with the CbCI algorithm may be profitable.

We partitioned the network just once in the beginning of the CbCI algorithm and used the obtained community structure throughout the node removal procedure. This property is shared by the CbDI algorithm [4] and another immunization algorithm [8]. We may be able to improve the performance of immunization by updating the community structure during the node removal. Our preliminary numerical simulations did not yield an improvement of the CbCI algorithm with online updating of community structure (section S1 in the SI). We should also bear in mind the computational cost of community detection, which would be repeatedly applied in the case of online updating. Nevertheless, this line of improvement may be worth investigating.

The CI assumes locally tree-like networks [6]. Although the CI algorithm is practically efficient in moderately loopy networks as well [6], many empirical networks are abundant in triangles and short cycles such that they are highly loopy [1]. Dense connectivity within a community implies that there tend to be many triangles and short cycles in a network with community structure [54, 55]. Then, coarse graining effectively coalesces many triangles and short cycles into one supernode, possibly suppressing their detrimental effects. At the same time, however, coarse-grained networks tend to have a large clustering coefficient (Fig. S5(a)). We may be able to improve the performance of the CbCI algorithm by suppressing the effect of short cycles in coarse-grained networks. Recently, a method has been proposed to improve the accuracy of estimating the percolation threshold using non-backtracking matrices, where redundant paths are suppressed in the counting of the paths [47]. This method applied to both CI and CbCI algorithms may enhance their performance in the immunization problem.

## V. METHODS

### Immunization algorithms to be compared

We compare the performance of the CI and CbCI algorithms against the following immunization algorithms.

- High degree adaptive (abbreviated as Degree) [18–20]: We sequentially remove the node having the largest degree. If multiple nodes have the largest degree, we break the tie by selecting one of the largest-degree nodes at random. We recalculate the degree after each node has been removed.
- Community-based dynamical importance (CbDI) [4]: This method exploits the community structure of a network, similar to the CbCI algorithm, but calculates the importance of a community in the coarse-grained network in terms of the so-called dynamical importance [3]. The CbDI algorithm needs a community detection algorithm. We use each of the six community detection algorithms used in the CbCI algorithm.

The CbDI algorithm runs as follows [4]. We denote by  $\tilde{\lambda}$  and  $\tilde{\mathbf{u}} = (\tilde{u}_1 \cdots \tilde{u}_{N_C})^\top$  the largest eigenvalue and the corresponding eigenvector of  $\tilde{A}$ , respectively. Owing to

the Perron-Frobenius theorem, it holds true that  $\tilde{\lambda} > 0$  and  $\tilde{u}_i \geq 0$  ( $1 \leq i \leq N_C$ ). The number of links between node  $i$  and to the  $J$ th community is denoted by  $k_{iJ} \equiv \sum_{j \in \text{community } J} A_{ij}$ . We define  $x = \left( \sum_{J=1, J \neq I}^{N_C} k_{iJ} \tilde{u}_J \right) / \tilde{\lambda}$ , where  $I$  is the community to which node  $i$  belongs. The CbDI of node  $i$  is defined by  $(2\tilde{u}_I - x) \sum_{J=1, J \neq I}^{N_C} k_{iJ} \tilde{u}_J$ . We remove the nodes in descending order of the CbDI. If there are multiple nodes that have the same largest CbDI value, we break the tie by selecting the node that has the largest number of intra-community links. We recalculate the CbDI values of all the remaining nodes after removing each node. Once all the communities are disconnected, we sequentially remove the nodes in descending order of  $k_{iI}$ . We recalculate  $k_{iI}$  of all the remaining nodes after removing each node.

- The LSP algorithm runs as follows [7]:

1. For the largest connected component (LCC), calculate the Fiedler vector, i.e., the eigenvector associated with the smallest positive eigenvalue of the Laplacian,  $L \equiv D_{LCC} - A_{LCC}$ , where  $D_{LCC}$  denotes the  $N_{LCC} \times N_{LCC}$  diagonal matrix whose  $(i, i)$  element is equal to the degree of the  $i$ th node in the LCC,  $N_{LCC}$  is the number of nodes in the LCC, and  $A_{LCC}$  is the adjacency matrix of the LCC.
2. Partition the  $N_{LCC}$  nodes into two non-empty groups by thresholding on the value of the element in the Fiedler vector. Group 1 (group 2) consists of the nodes whose corresponding element in the Fiedler vector is higher (lower) than a threshold. There are  $N_{LCC} - 1$  possible ways to bipartition the nodes.
3. Calculate

$$\mathcal{Q} = m_{\text{in}} \ln \left( \frac{2m_{\text{in}}}{K_1^2 + K_2^2} \right) + m_{\text{out}} \ln \left( \frac{m_{\text{out}}}{K_1 K_2} \right), \quad (10)$$

for each bipartition, where  $m_{\text{in}}$  and  $m_{\text{out}}$  are the numbers of intra-group and inter-group links, respectively.  $K_1$  and  $K_2$  represent the sum of the nodes' degrees in groups 1 and 2, respectively.

4. Find the partition that maximizes  $\mathcal{Q}$ .
5. Given the partition, remove the node that has the largest number of inter-group links. Then, recalculate the number of inter-group links for each remaining node. Repeat the node removal until the two groups are disconnected.

6. Repeat steps 1–5 until the size of the LCC becomes less than  $\theta N$ , where  $\theta = 0.01$ .
- High betweenness centrality adaptive (abbreviated as Betweenness) [9, 17, 22, 23]: We remove the node with the largest betweenness centrality. If multiple nodes have the same largest betweenness centrality value, the node having the largest degree is removed. We recalculate the betweenness of all nodes every time we remove a node.

We excluded the dynamical importance [3] because it is less successful than the CI on various networks [6] and than the CbDI on networks with community structure [4]. We also excluded the immunization algorithms on the basis of the PageRank, closeness centrality, and k-core, which had been shown to be outperformed by the CI algorithm [6]. This is because these algorithms do not particularly exploit community structure of the network such that there is no reason for believing that they would perform competitively on networks with community structure.

- 
- [1] M. E. J. Newman, *Networks — An Introduction* (Oxford University Press, Oxford, 2010).
- [2] F. Altarelli, A. Braunstein, L. Dall’Asta, J. R. Wakeling, and R. Zecchina, *Phys. Rev. X* **4**, 021024 (2014).
- [3] J. G. Restrepo, E. Ott, and B. R. Hunt, *Phys. Rev. Lett.* **100**, 058701 (2008).
- [4] N. Masuda, *New J. Phys.* **11**, 123018 (2009).
- [5] Y. Chen, G. Paul, S. Havlin, F. Liljeros, and H. E. Stanley, *Phys. Rev. Lett.* **101**, 058701 (2008).
- [6] F. Morone and H. A. Makse, *Nature* **524**, 65 (2015).
- [7] R. Zahedi and M. Khansari, in *The 7th Conference on Information and Knowledge Technology (IKT)* (2015) pp. 1–5.
- [8] B. Requião da Cunha, J. C. González-Avella, and S. Gonçalves, *PLOS ONE* **10**, 1 (2015).
- [9] M. Salathé and J. H. Jones, *PLOS Comput Biol* **6**, 1 (2010).
- [10] D. Zhao, L. Wang, S. Li, Z. Wang, L. Wang, and B. Gao, *PLOS ONE* **9**, e112018 (2014).
- [11] C. M. Schneider, T. Mihaljev, S. Havlin, and H. J. Herrmann, *Phys. Rev. E* **84**, 061911 (2011).
- [12] S. Mugisha and H.-J. Zhou, arXiv:1603.05781 (2016).
- [13] R. Cohen, S. Havlin, and D. ben Avraham, *Phys. Rev. Lett.* **91**, 247901 (2003).



- [14] L. K. Gallos, F. Liljeros, P. Argyrakis, A. Bunde, and S. Havlin, *Phys. Rev. E* **75**, 045104(R) (2007).
- [15] Y. Liu, Y. Deng, and B. Wei, *Chaos* **26**, 013106 (2016).
- [16] K. Gong, M. Tang, P. M. Hui, H. F. Zhang, D. Younghae, and Y.-C. Lai, *PLOS ONE* **8**, 1 (2013).
- [17] L. Hébert-Dufresne, A. Allard, J.-G. Young, and L. J. Dubé, *Sci. Rep.* **3** (2013).
- [18] R. Albert, H. Jeong, and A.-L. Barabási, *Nature* **406**, 378 (2000).
- [19] D. S. Callaway, M. E. J. Newman, S. H. Strogatz, and D. J. Watts, *Phys. Rev. Lett.* **85**, 5468 (2000).
- [20] R. Cohen, K. Erez, D. Ben-Avraham, and S. Havlin, *Phys. Rev. Lett.* **86**, 3682 (2001).
- [21] S. Fortunato, *Phys. Rep.* **486**, 75 (2010).
- [22] P. Holme, B. J. Kim, C. N. Yoon, and S. K. Han, *Phys. Rev. E* **65**, 056109 (2002).
- [23] T. Ueno and N. Masuda, *J. Theor. Biol.* **254**, 655 (2008).
- [24] U. Brandes, *J. Math. Sociol.* **25**, 163 (2001).
- [25] B. Karrer, M. E. J. Newman, and L. Zdeborová, *Phys. Rev. Lett.* **113**, 208702 (2014).
- [26] M. Rosvall and C. T. Bergstrom, *Proc. Natl. Acad. Sci. USA* **105**, 1118 (2008).
- [27] M. Rosvall, D. Axelsson, and C. T. Bergstrom, *Eur. Phys. J. Spec. Top.* **178**, 13 (2010).
- [28] P. Pons and M. Latapy, in *Computer and Information Sciences-ISCIS 2005*, Lecture Notes in Computer Science, Vol. 3733, edited by P. Yolum, T. Güngör, F. Gürgen, and C. Özturan (Springer Berlin Heidelberg, 2005) pp. 284–293.
- [29] U. N. Raghavan, R. Albert, and S. Kumara, *Phys. Rev. E* **76**, 036106 (2007).
- [30] A. Clauset, M. E. J. Newman, and C. Moore, *Phys. Rev. E* **70**, 066111 (2004).
- [31] M. Sales-Pardo, R. Guimerà, A. A. Moreira, and L. A. N. Amaral, *Proc. Natl. Acad. Sci. USA* **104**, 15224 (2007).
- [32] A. Lancichinetti and S. Fortunato, *Phys. Rev. E* **80**, 056117 (2009).
- [33] V. D. Blondel, J.-L. Guillaume, R. Lambiotte, and E. Lefebvre, *J. Stat. Mech.* **2008**, P10008 (2008).
- [34] A.-L. Barabási and R. Albert, *Science* **286**, 509 (1999).
- [35] J. Leskovec, J. Kleinberg, and C. Faloutsos, in *Proceedings of the Eleventh ACM SIGKDD International Conference on Knowledge Discovery in Data Mining* (ACM, 2005) pp. 177–187.
- [36] <http://snap.stanford.edu/>.

- [37] <http://www.routeviews.org>.
- [38] M. Boguñá, R. Pastor-Satorras, A. Díaz-Guilera, and A. Arenas, Phys. Rev. E **70**, 056122 (2004).
- [39] R. Albert, H. Jeong, and A.-L. Barabási, Nature **401**, 130 (1999).
- [40] H. Ebel, L. I. Mielsch, and S. Bornholdt, Phys. Rev. E **66**, 035103(R) (2002).
- [41] J. Leskovec, K. J. Lang, A. Dasgupta, and M. W. Mahoney, Internet Math. **6**, 29 (2009).
- [42] B. Klimt and Y. Yang, in *Machine Learning: ECML 2004* (Springer, 2004) pp. 217–226.
- [43] J. Leskovec, J. Kleinberg, and C. Faloutsos, ACM Trans. Knowl. Discov. Data **1**, 2 (2007).
- [44] <http://vlado.fmf.uni-lj.si/pub/networks/data/>.
- [45] C. M. Schneider, A. A. Moreira, J. S. Andrade, S. Havlin, and H. J. Herrmann, Proc. Natl. Acad. Sci. USA **108**, 3838 (2011).
- [46] D. J. Watts and S. H. Strogatz, Nature **393**, 440 (1998).
- [47] F. Radicchi and C. Castellano, Phys. Rev. E **93**, 030302(R) (2016).
- [48] J.-P. Onnela, J. Saramäki, J. Kertész, and K. Kaski, Phys. Rev. E **71**, 065103 (2005).
- [49] J. Saramäki, M. Kivelä, J.-P. Onnela, K. Kaski, and J. Kertész, Phys. Rev. E **75**, 027105 (2007).
- [50] A. Lancichinetti, M. Kivela, J. Saramäki, and S. Fortunato, PLOS ONE **5**, 1 (2010).
- [51] K. Andreev and H. Racke, Theor. Comp. Sys. **39**, 929 (2006).
- [52] R. Krauthgamer, J. S. Naor, and R. Schwartz, in *Proceedings of the Twentieth Annual ACM-SIAM Symposium on Discrete Algorithms, SODA '09* (2009) pp. 942–949.
- [53] A. E. Feldmann and L. Foschini, Algorithmica **71**, 354 (2015).
- [54] F. Radicchi, C. Castellano, F. Cecconi, V. Loreto, and D. Parisi, Proc. Natl. Acad. Sci. USA **101**, 2658 (2004).
- [55] G. Palla, I. Derényi, I. Farkas, and T. Vicsek, Nature **435**, 814 (2005).

## ACKNOWLEDGEMENTS

N.M. acknowledges the support provided through JST, CREST, and JST, ERATO, Kawarabayashi Large Graph Project. T.K. acknowledges financial support from the Japan Society for the Promotion of Science Grants no. 25780203, 15H01948, and 16K03551. We thank Flaviano Morone and Taro Takaguchi for providing codes for the CI algorithm.

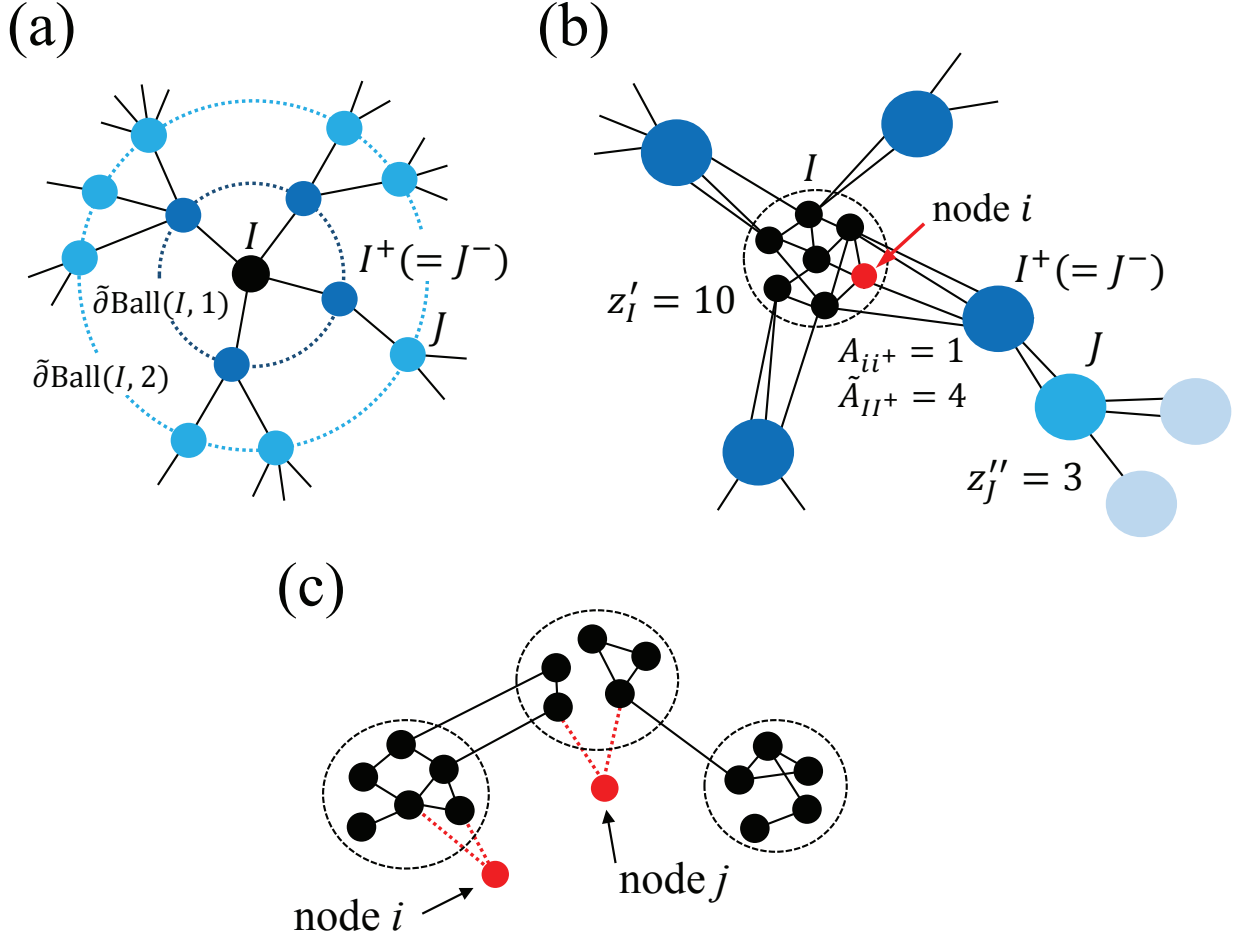


FIG. 1. Concept of the community-based collective influence. (a) Egocentric view of the coarse-grained network. Each circle represents a community. Two communities are adjacent by a weighted link if a node in one community is connected to at least one node in the other community. The link weight in the coarse-grained network is equal to the number of links that connect the two communities in the original network. Local tree-like structure of the coarse-grained network is assumed. (b) Illustration of  $z'_I$  and  $z''_J$  for  $\ell = 2$ , in which case  $I^+ = J^-$ . A line represents a link in the original network. The dashed circle represents the  $I$ th community. (c) Schematic of community-based reinsertion. A dashed circle represents a community. Suppose that we will reinsert either node  $i$  or  $j$ . If reinserted, node  $i$  and  $j$  would have a path to two and three communities, respectively. Therefore, we reinsert node  $i$ .

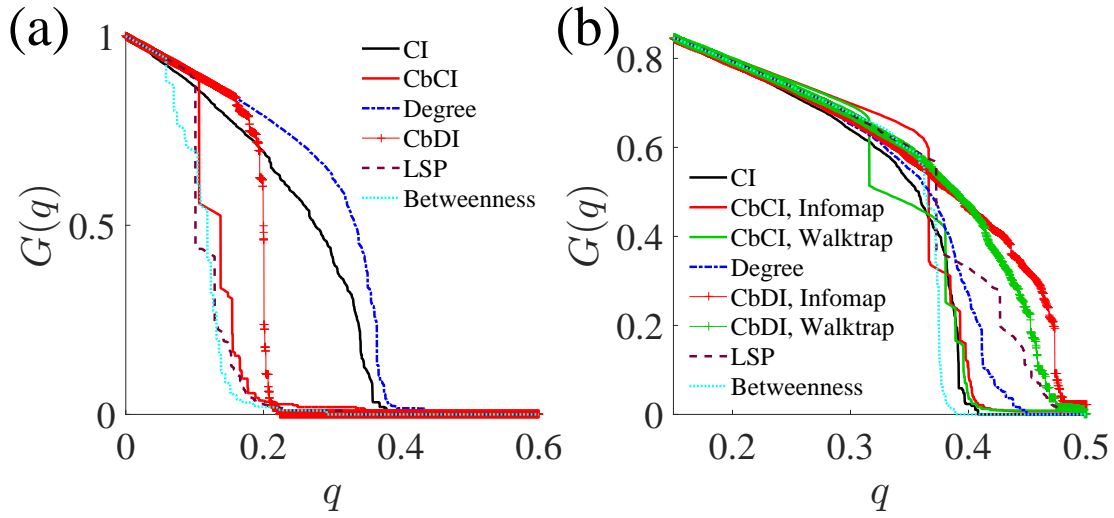


FIG. 2. Effectiveness of immunization algorithms in model networks with  $N = 5000$ . A curve corresponds to an immunization algorithm. See section V for the abbreviations. (a) Scale-free network with prescribed community structure. (b) BA model.

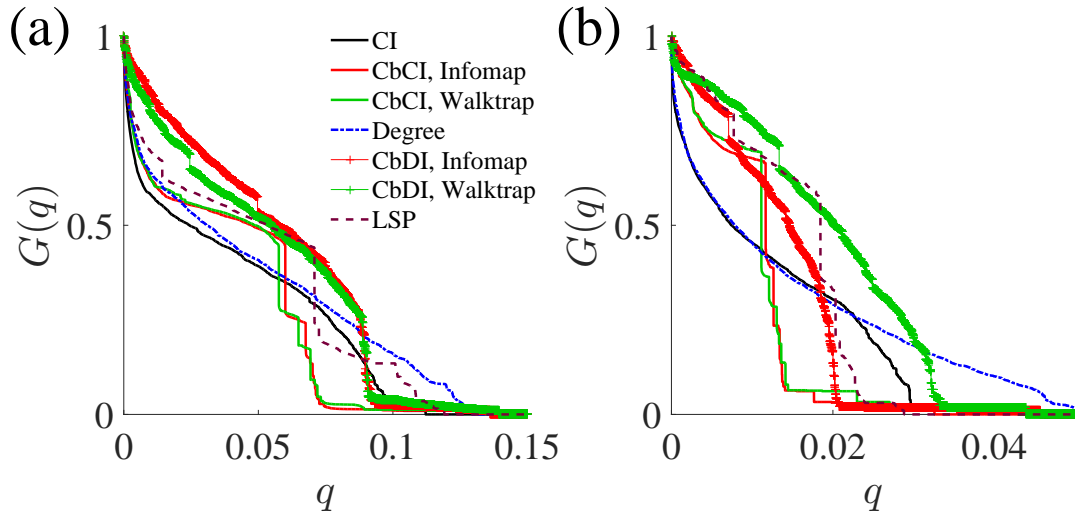


FIG. 3. Effectiveness of immunization algorithms in two empirical networks. (a) E-mail communication network in Enron. (b) World Wide Web.

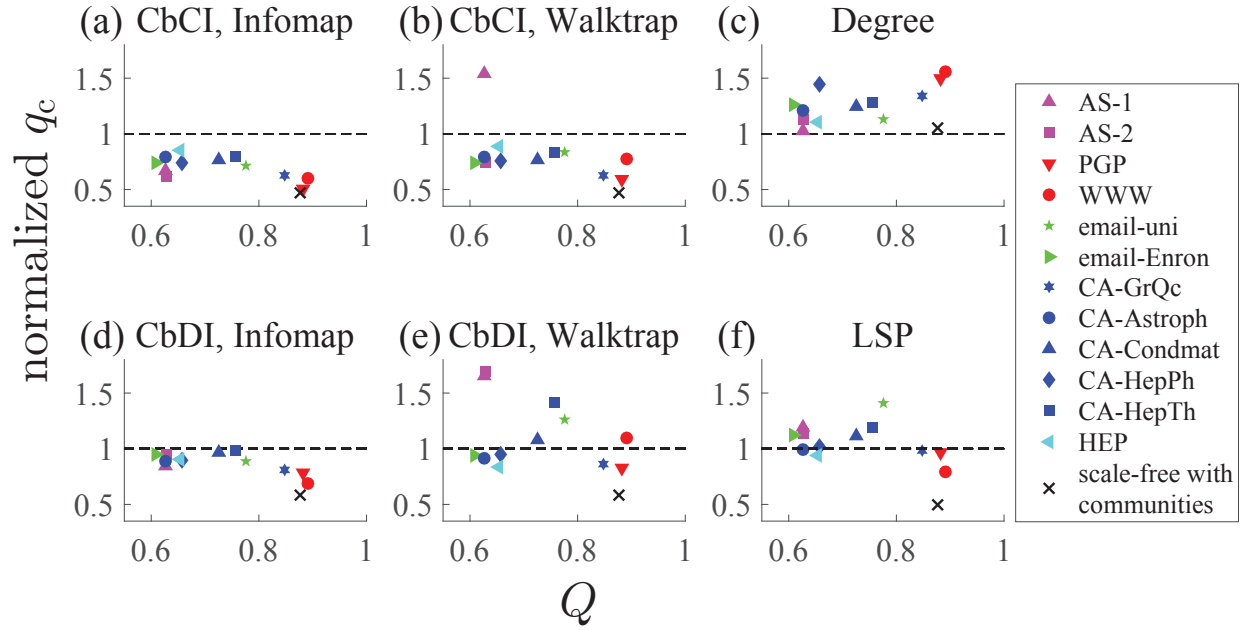


FIG. 4. The fraction of nodes to fragment the network,  $q_c$ , for an immunization algorithm normalized by the value for the CI algorithm. (a) CbCI combined with Infomap. (b) CbCI combined with Walktrap. (c) High degree adaptive (Degree). (d) CbDI combined with Infomap. (e) CbDI combined with Walktrap. (f) LSP. A symbol represents a network. The cross represents the model network used in Fig. 2(a). The  $Q$  value is determined by the Louvain algorithm.

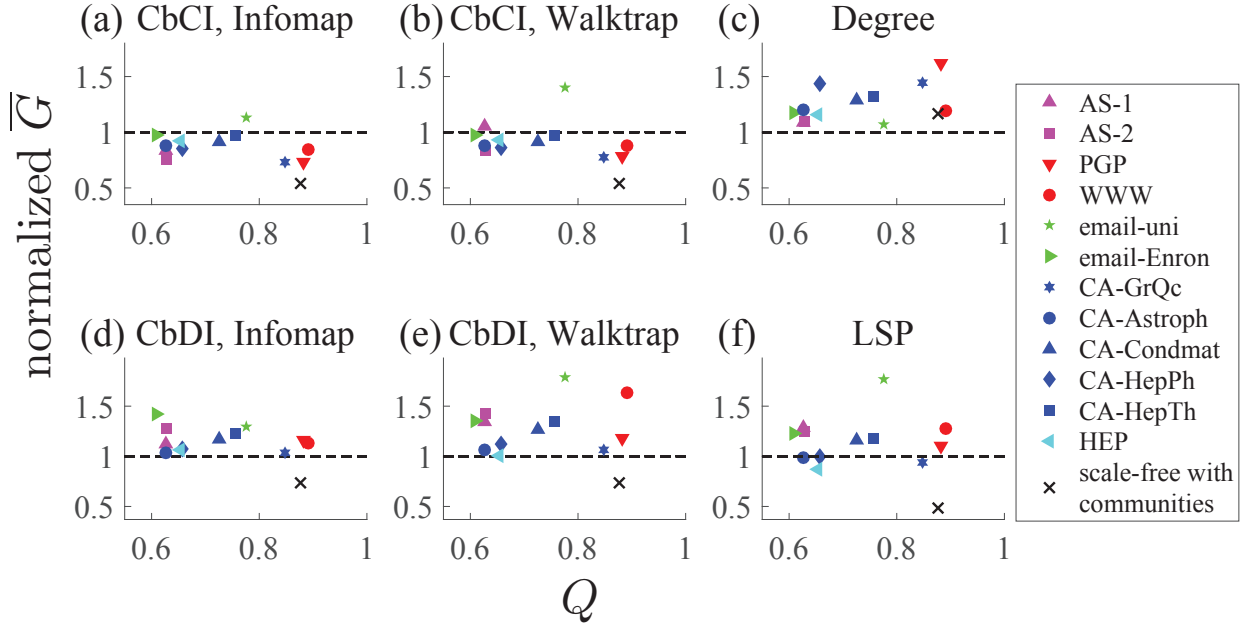


FIG. 5. The  $\bar{G}$  value normalized by that for the CI algorithm. (a) CbCI combined with Infomap. (b) CbCI combined with Walktrap. (c) High degree adaptive (Degree). (d) CbDI combined with Infomap. (e) CbDI combined with Walktrap. (f) LSP. The  $Q$  value is determined by the Louvain algorithm.

TABLE I. Correlation coefficient between an explanatory variable and the normalized  $q_c$ . The clustering coefficient is defined by the number of triangles containing the  $i$ th node divided by  $k_i(k_i - 1)/2$ , which is averaged over all nodes  $1 \leq i \leq N$ . The weighted clustering coefficient is defined by  $\sum_{j,k=1;j,k \neq i}^N (\hat{w}_{ij}\hat{w}_{jk}\hat{w}_{ki})^{1/3}/[k_i(k_i - 1)]$ , which is averaged over  $i$  [48, 49]. Here,  $\hat{w}_{ij} = w_{ij}/\max_{1 \leq i',j' \leq N}(w_{i'j'})$ , and  $w_{ij}$  is the weight of the link between the  $i$ th and  $j$ th nodes. We calculated the correlation coefficient for each network on the basis of the data points obtained from the six community detection algorithms. The scattergrams based on which the correlation coefficient has been calculated are shown in Figs. S5(a), (c), (e), (g), (i), and (k).

	clustering coefficient	weighted clustering coefficient	$N_C$	mean path length	entropy	normalized entropy
AS-1	0.238	0.120	-0.415	-0.354	-0.523	-0.608
AS-2	-0.258	0.119	-0.417	0.065	-0.319	-0.203
PGP	0.298	0.490	-0.603	-0.534	-0.667	-0.781
WWW	-0.005	-0.430	0.306	-0.375	0.216	-0.169
email-uni	0.213	-0.053	-0.362	0.125	-0.446	-0.568
email-Enron	-0.278	-0.398	-0.073	-0.136	-0.650	-0.817
CA-GrQc	0.438	0.345	-0.773	-0.458	-0.891	-0.934
CA-Astroph	-0.154	-0.005	-0.406	-0.144	-0.764	-0.826
CA-Condmat	0.121	-0.181	-0.653	0.219	-0.820	-0.918
CA-HepPh	0.729	0.792	-0.845	-0.569	-0.932	-0.781
CA-HepTh	-0.200	-0.118	0.178	0.325	-0.067	-0.320
HEP	0.314	0.204	-0.718	-0.042	-0.842	-0.759



TABLE II. Correlation coefficient between an explanatory variable and the normalized  $\overline{G}$  for each network. We calculate the correlation coefficient for each network on the basis of the data points obtained from the six community detection algorithms. The scattergrams based on which the correlation coefficient has been calculated are shown in Figs. S5(b), (d), (f), (h), (j), and (l).

	clustering coefficient	weighted clustering coefficient	$N_C$	mean path length	entropy	normalized entropy
AS-1	0.064	0.284	-0.813	-0.259	-0.813	-0.604
AS-2	-0.369	0.416	-0.693	0.105	-0.660	-0.449
PGP	0.084	0.295	-0.489	-0.586	-0.603	-0.766
WWW	-0.367	0.111	-0.713	0.281	-0.820	-0.694
email-uni	0.394	0.362	-0.810	0.043	-0.823	-0.595
email-Enron	-0.381	-0.224	-0.474	-0.258	-0.804	-0.798
CA-GrQc	0.034	0.045	-0.467	-0.043	-0.679	-0.909
CA-Astroph	-0.313	-0.112	-0.137	-0.232	-0.526	-0.700
CA-Condmat	0.334	-0.024	-0.706	0.387	-0.851	-0.839
CA-HepPh	0.227	0.419	-0.424	-0.214	-0.607	-0.685
CA-HepTh	0.248	0.629	-0.632	-0.129	-0.754	-0.730
HEP	-0.067	0.400	-0.636	0.395	-0.759	-0.722

TABLE III. Correlation coefficient between an explanatory variable and a performance measure for each community detection algorithm. We calculate the correlation coefficient for each community detection algorithm on the basis of the data points obtained from the 12 empirical networks.  $q_c$  and  $\bar{G}$  indicate the values normalized by those for the CI algorithm. The scattergrams based on which the correlation coefficient has been calculated are shown in Fig. S6 .

	entropy		normalized entropy		$Q$	
	$q_c$	$\bar{G}$	$q_c$	$\bar{G}$	$q_c$	$\bar{G}$
Infomap	-0.088	0.358	-0.017	-0.206	-0.576	-0.210
Walktrap	-0.506	0.014	-0.434	-0.201	-0.348	-0.128
label propagation	-0.690	-0.659	-0.630	-0.687	-0.689	-0.797
fast greedy	-0.211	-0.099	0.067	-0.081	-0.015	-0.310
simulated annealing	-0.695	0.057	-0.288	-0.005	-0.330	-0.391
Louvain	-0.791	-0.001	-0.267	-0.370	-0.707	-0.370

**Supplementary Information:**  
**Immunizing networks by targeting collective influencers at a  
mesoscopic level**

Teruyoshi Kobayashi and Naoki Masuda

**S1. CBCI ALGORITHM UNDER AN ONLINE UPDATING OF COMMUNITY  
STRUCTURE**

As described in the main text, the CbCI algorithm carries out community detection only once at the beginning of the node removal process. This saves computation time but may worsen the performance of the immunization because the organization of communities may change as we remove nodes. In this section, we investigate the impact of recalculating the community structure repeatedly during the node removal process. We recalculate the partitioning of the network every time we remove  $10^{-3}N$  nodes. By feeding the most up-to-date partitioning to the CbCI algorithm, we determine the tentative order of the node removal. Then, we reinsert the nodes in the same manner as the original CbCI algorithm does. The entire reinsertion procedure uses the community structure of the original network, i.e., that determined before the node removal. We reinsert the nodes one by one. We focus on Infomap and Walktrap, with which the CbCI algorithm performs the best. We use AS-1, PGP, and CA-GrQc networks for illustration.

The immunization results for the CbCI algorithm with online updating of the community structure are compared with those for the original CbCI algorithm and the CI algorithm in Fig. S1. The figure indicates that online updating of the community structure improves the performance of the CbCI algorithm in some cases but not in others.

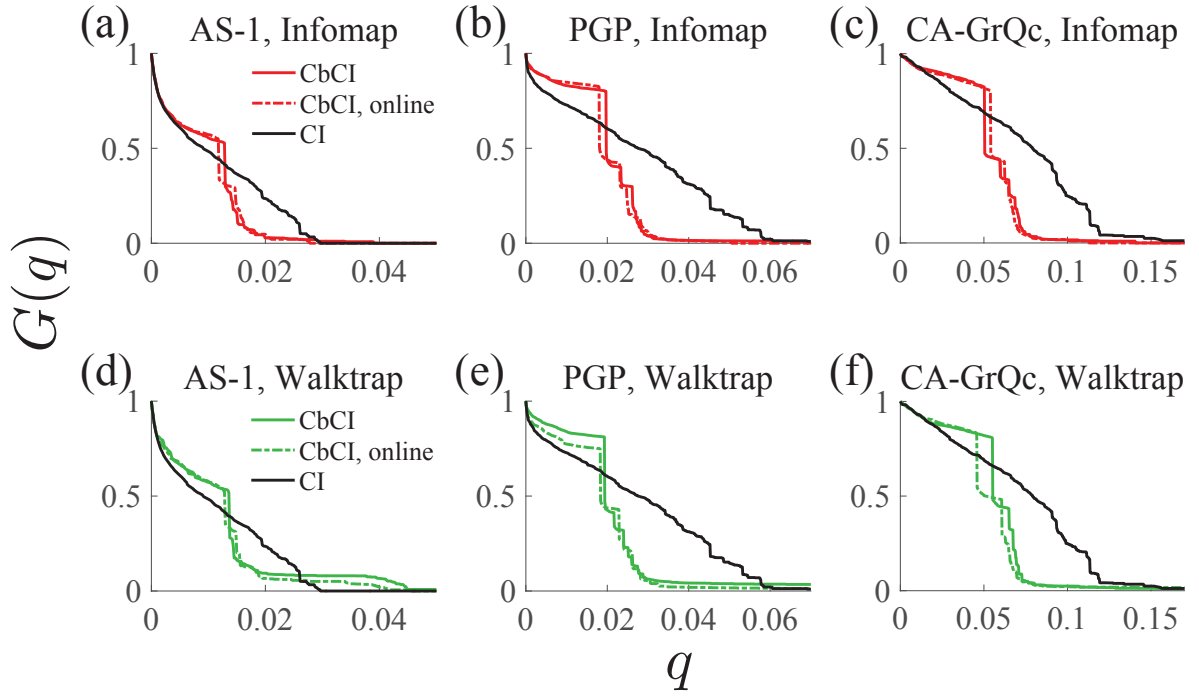


FIG. S1. Online updating of the community structure in the CbCI algorithm. In each panel, the size of the LCC under the original CbCI algorithm, that with online updating of the community structure, and the CI algorithm are plotted against  $q$ .

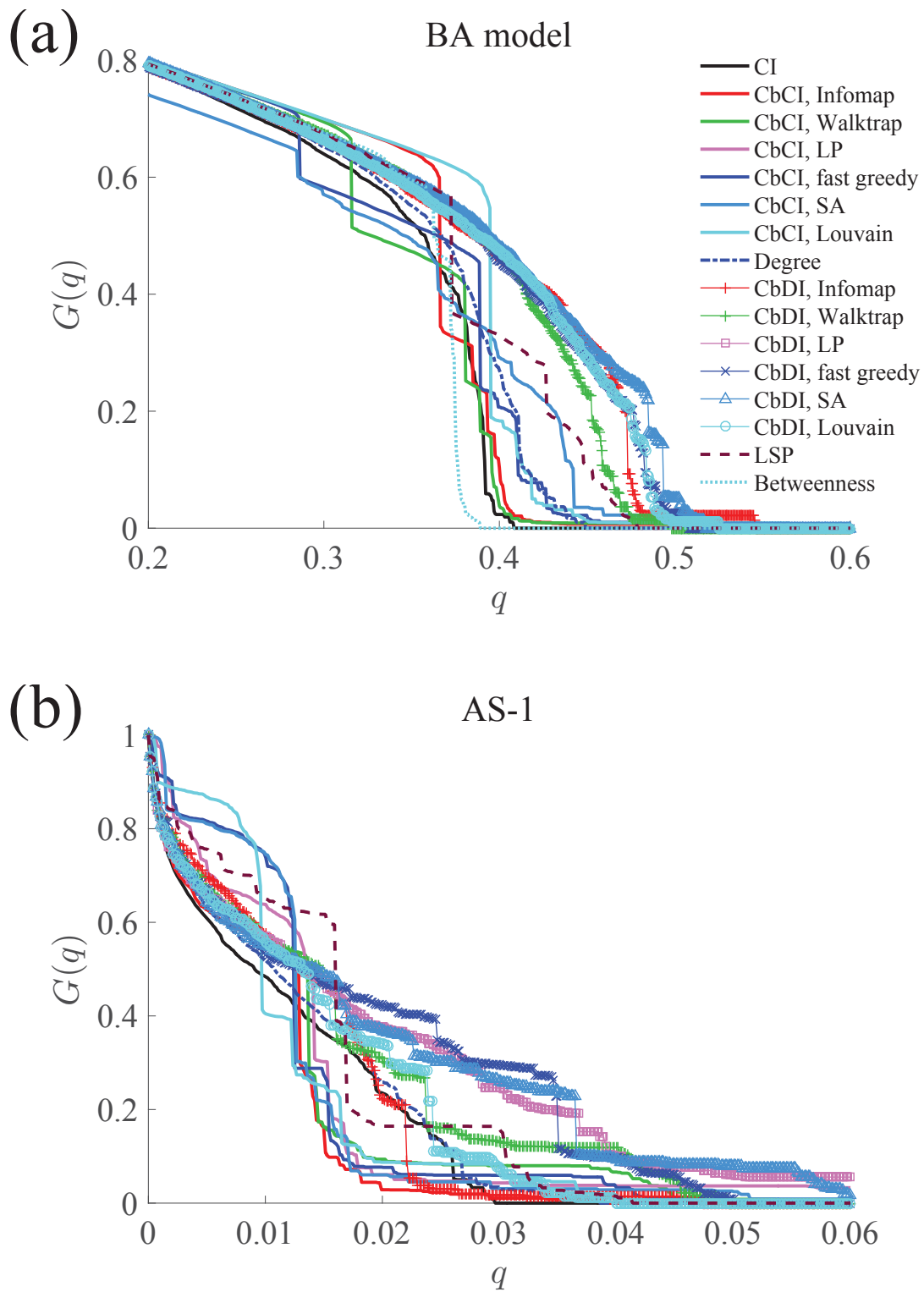
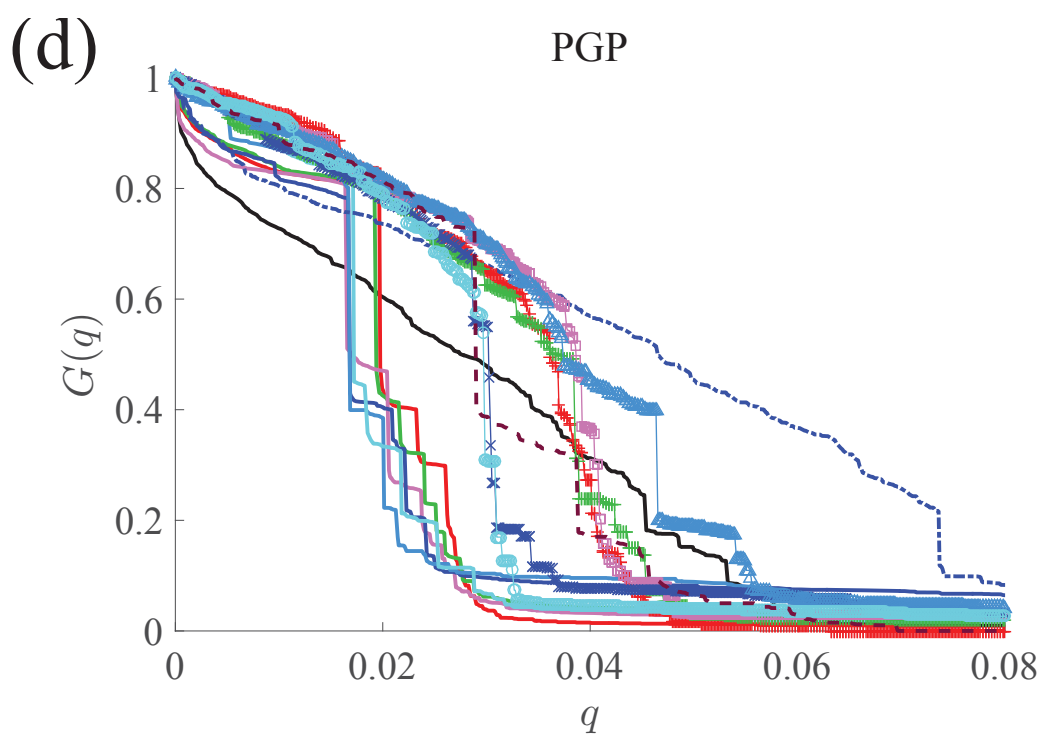
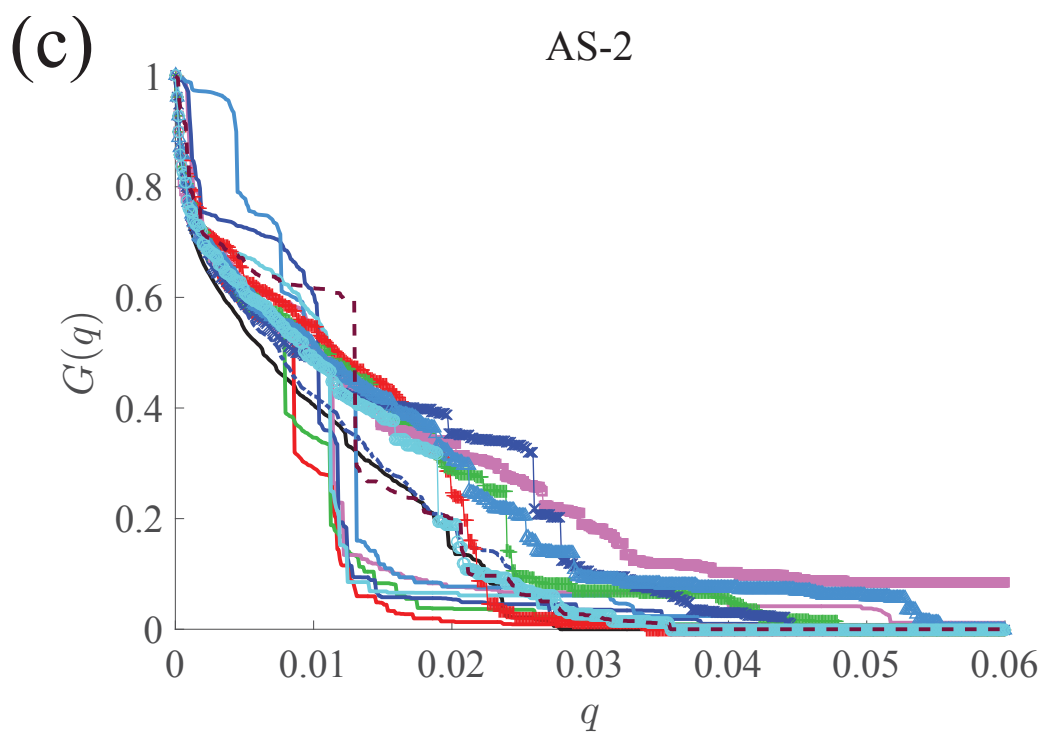
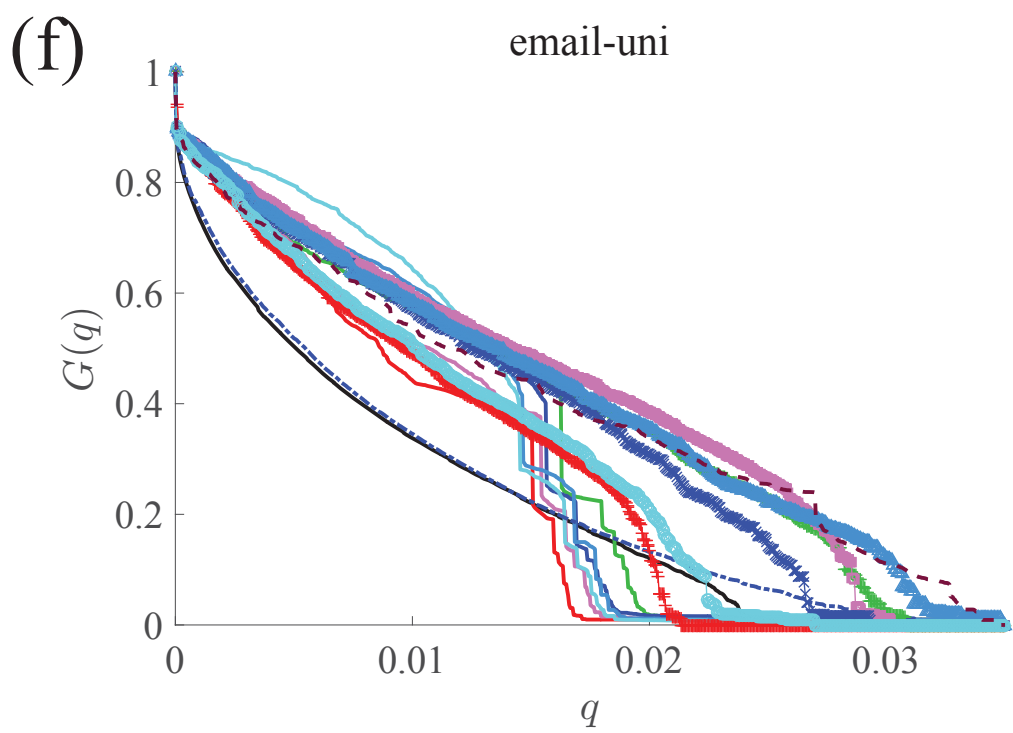
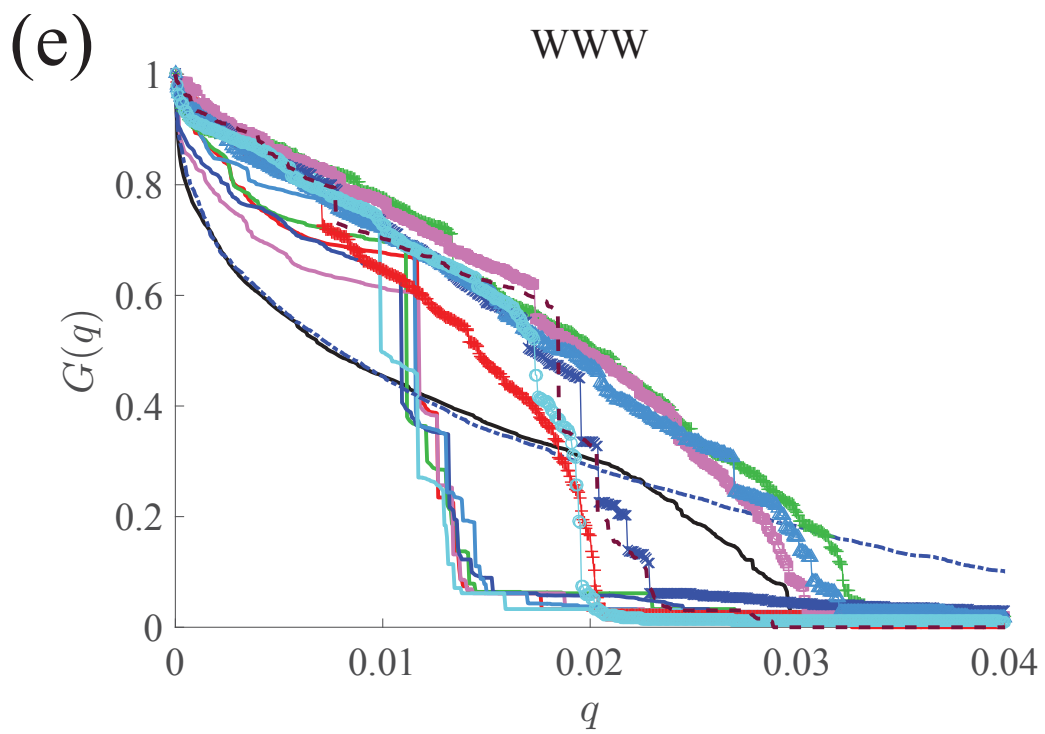
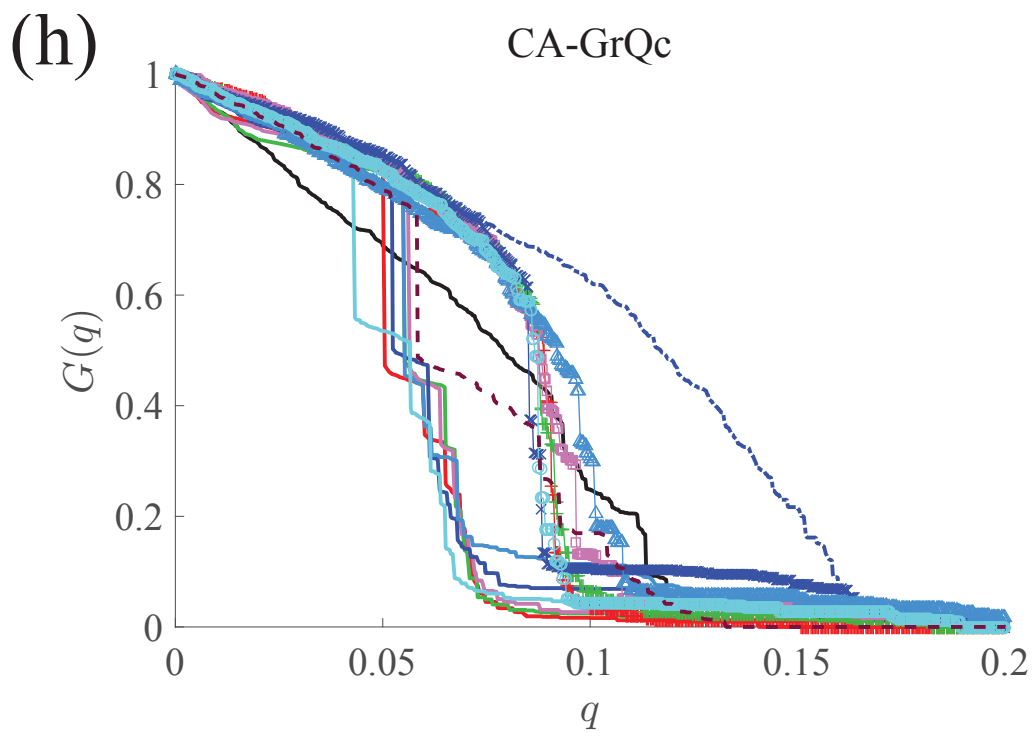
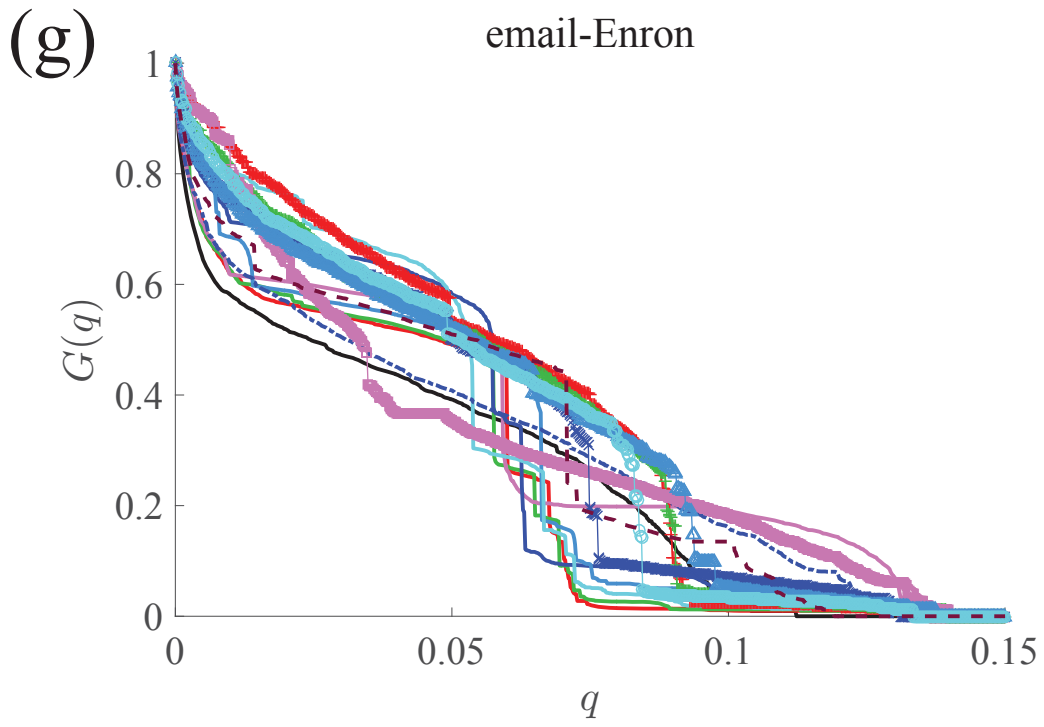


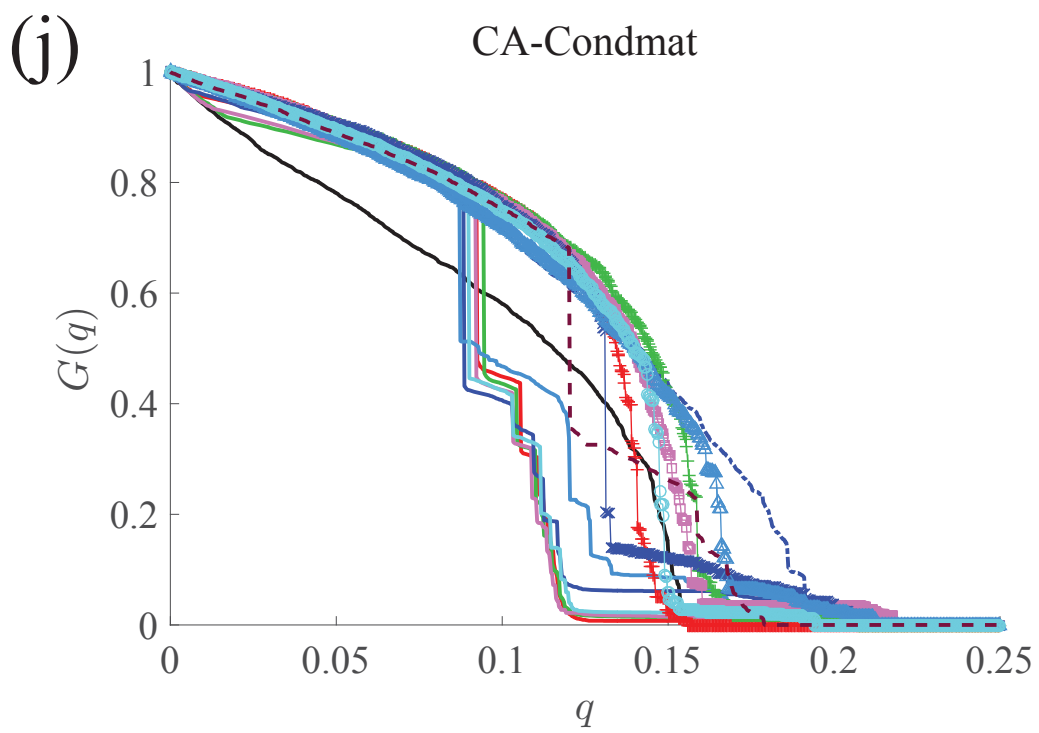
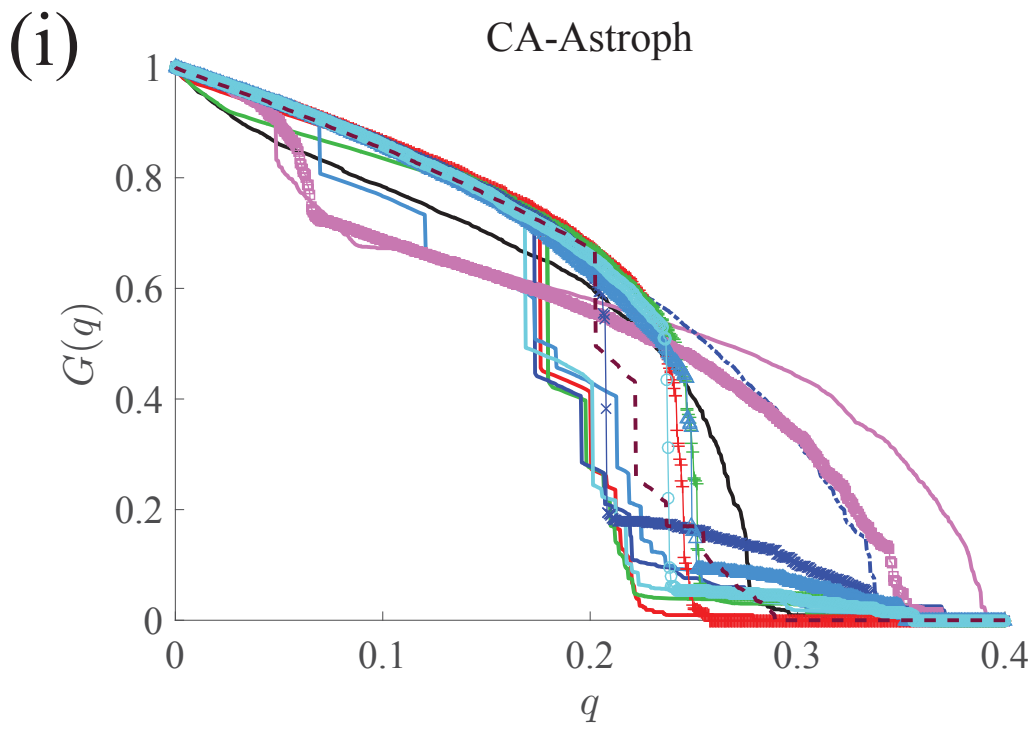
FIG. S2. Relationship between the size of the LCC,  $G(q)$ , and the fraction of removed nodes,  $q$ , for different networks and immunization algorithm. In (a), the results for the label-propagation community detection algorithm are absent because it yields no community (i.e.,  $N_c = 0$ ) for this network.

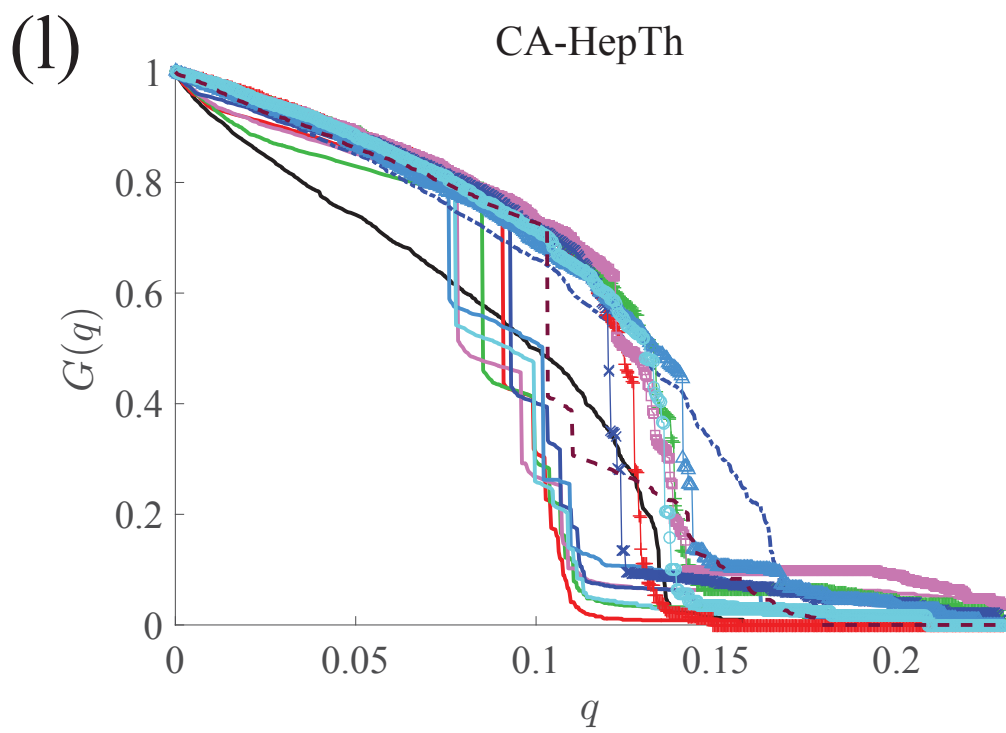
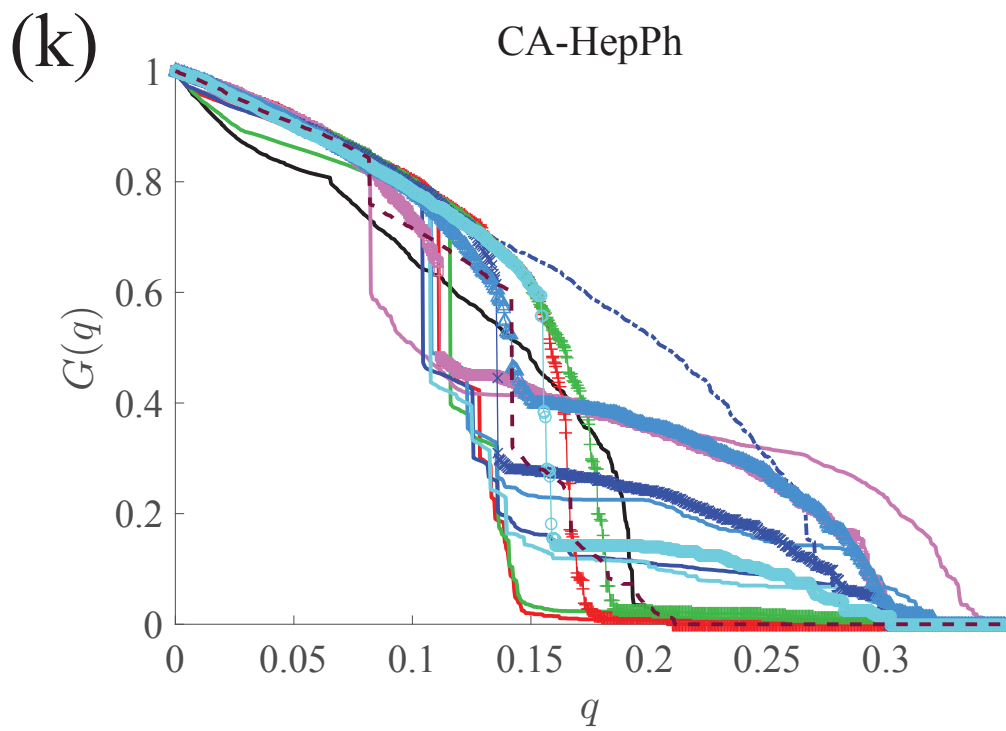


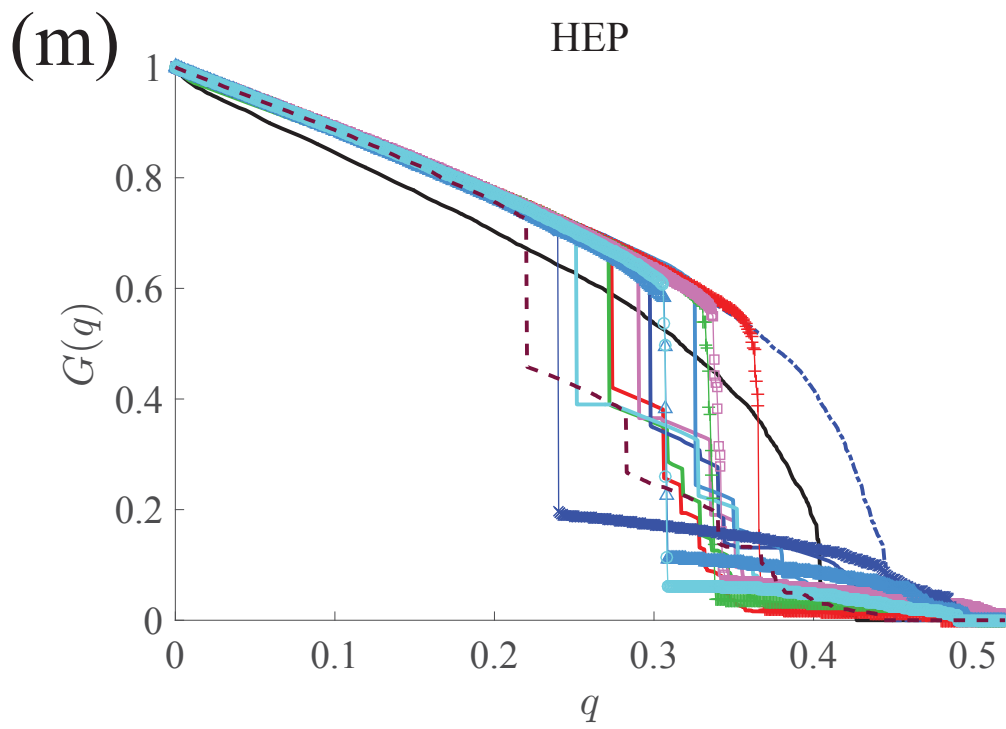












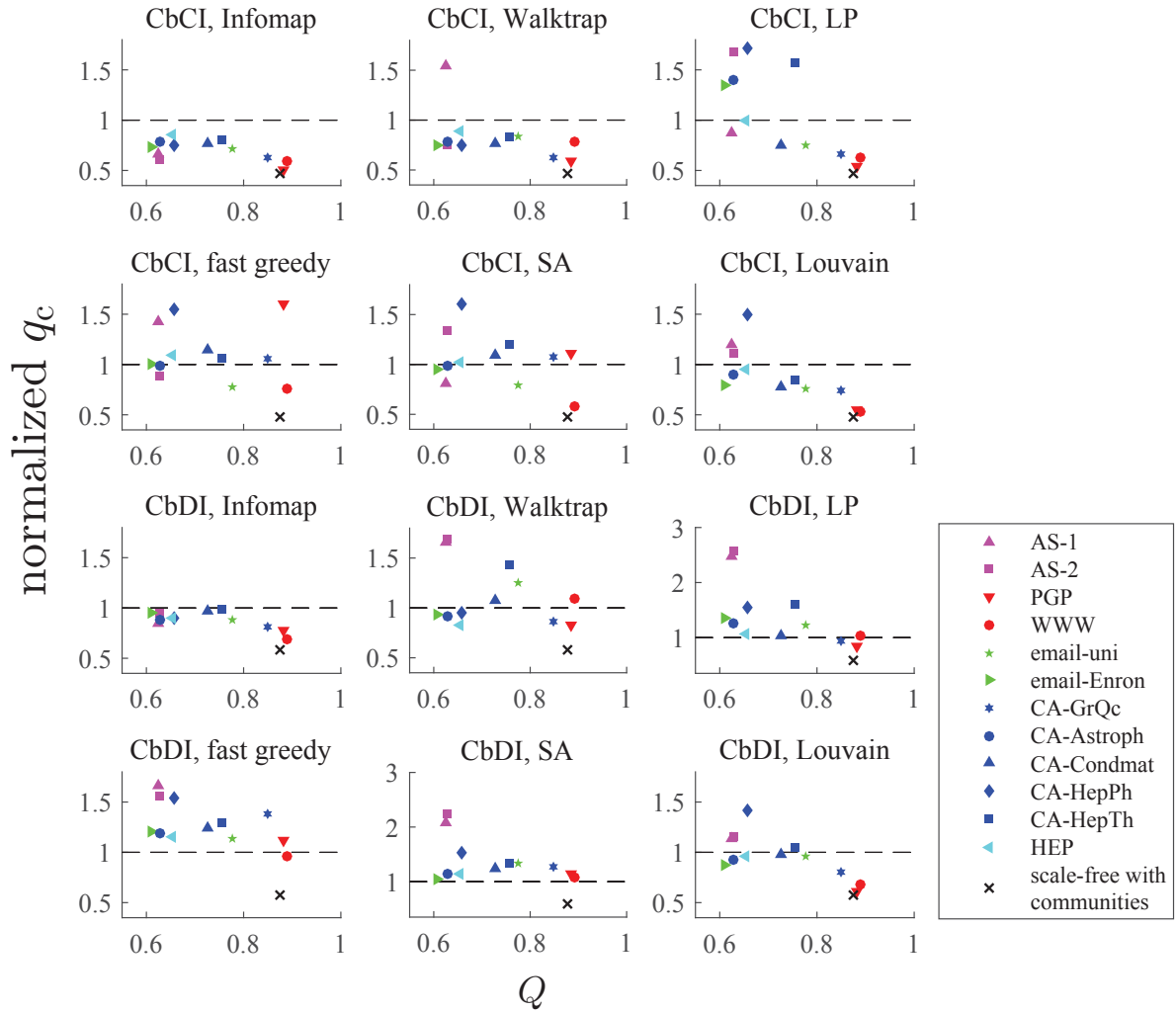


FIG. S3. Threshold fraction of removed nodes to fragment the network,  $q_c$ , for the CbCI and CbDI algorithms combined with different community detection algorithms. The shown  $q_c$  values are normalized by those for the CI algorithm. Each panel represents an immunization algorithm. A symbol represents a network. We calculated the modularity (i.e.,  $Q$ ) using the Louvain algorithm. The results for Infomap and Walktrap are identical to those shown in Figs. 4(a), (b), (d), and (e).

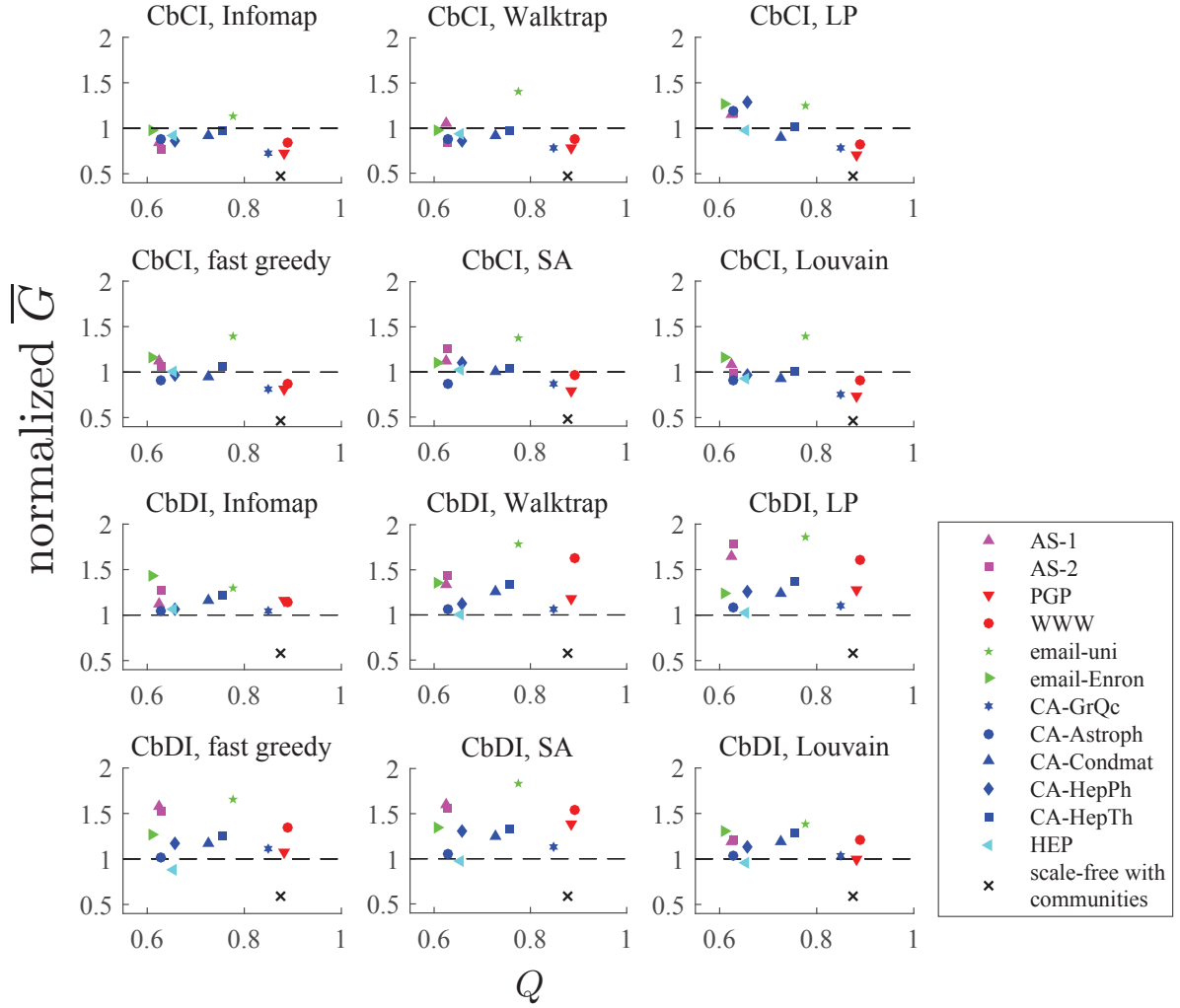


FIG. S4. The size of the LCC averaged over  $q$ , i.e.,  $\overline{G}$ , for the CbCI and CbDI algorithms. The shown values are normalized by those for the CI algorithm. See the caption of Fig. S3 for the legends. The results for Infomap and Walktrap are identical to those shown in Figs. 5(a), (b), (d), and (e).

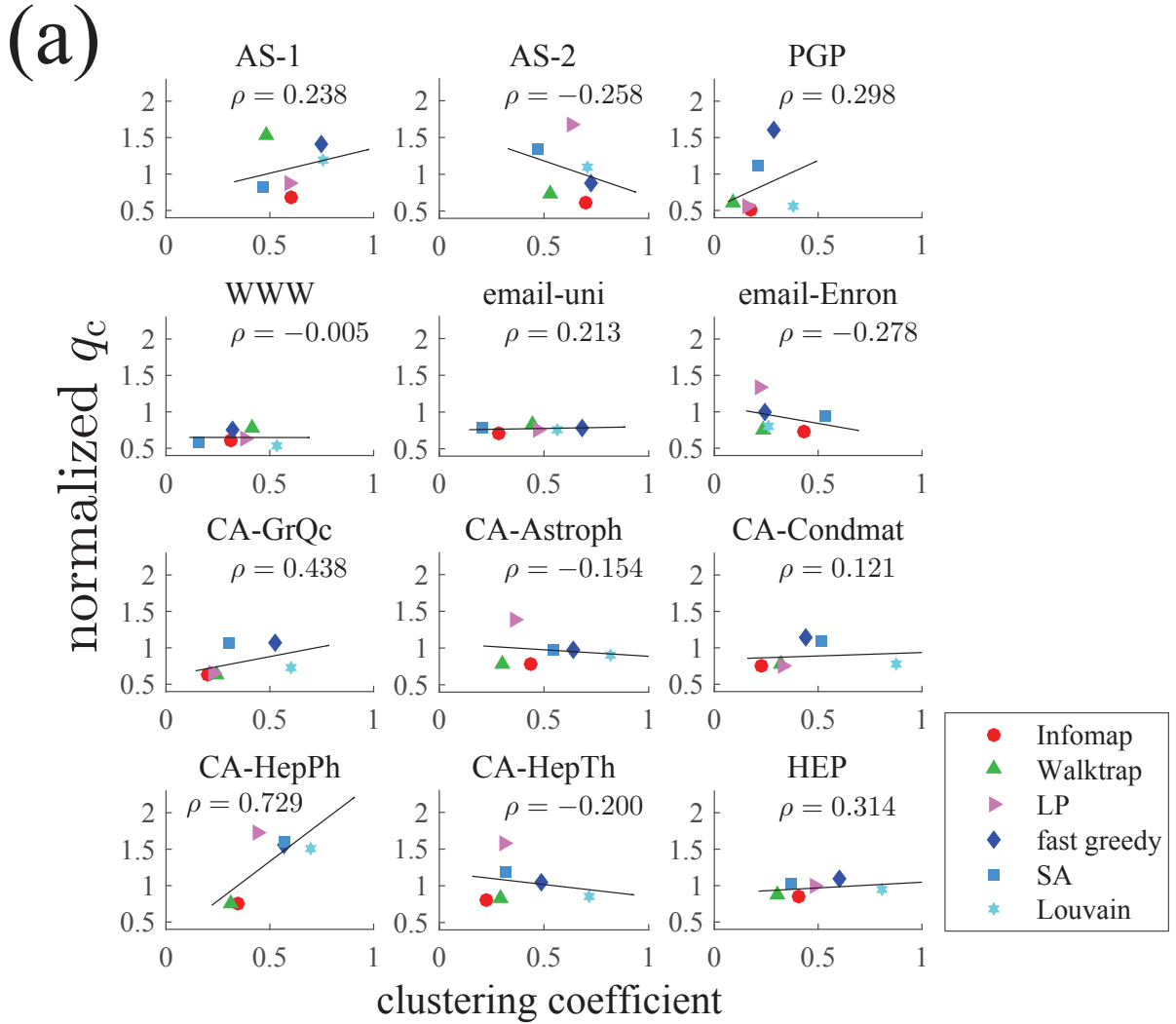
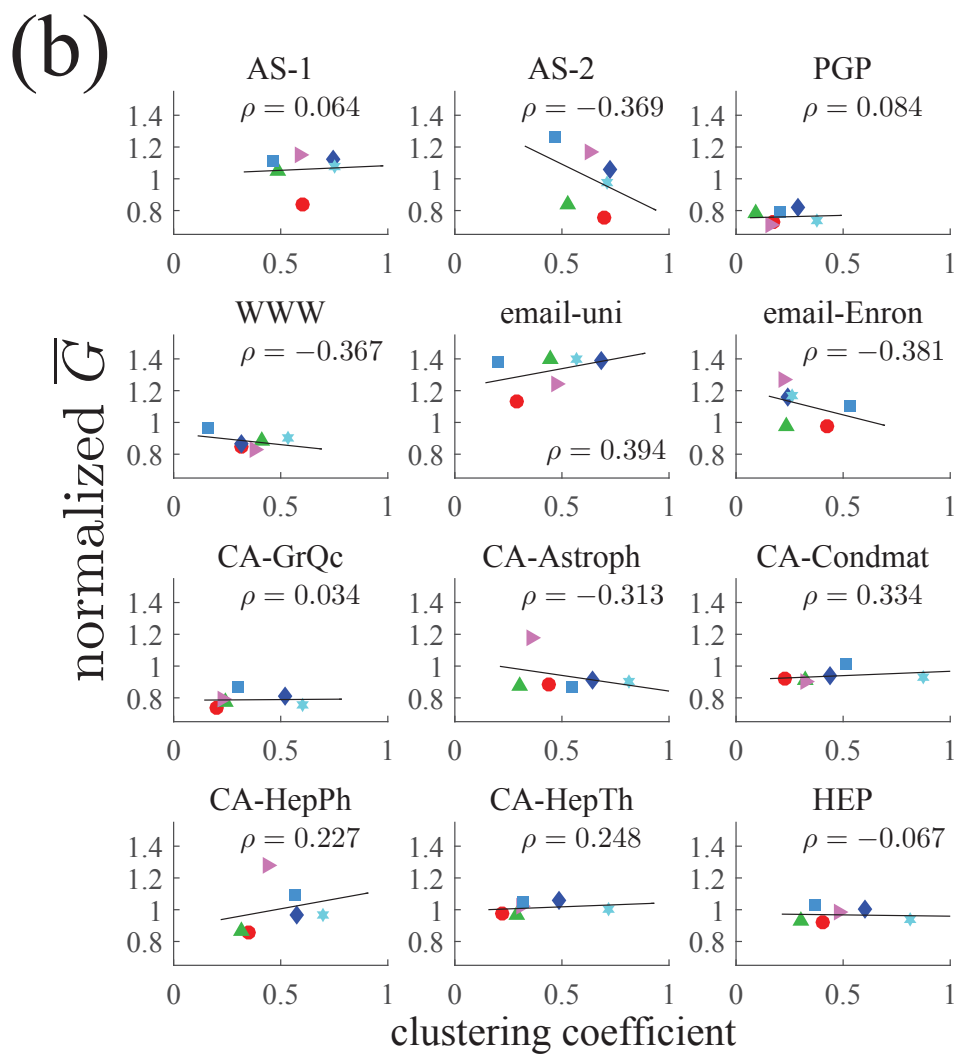
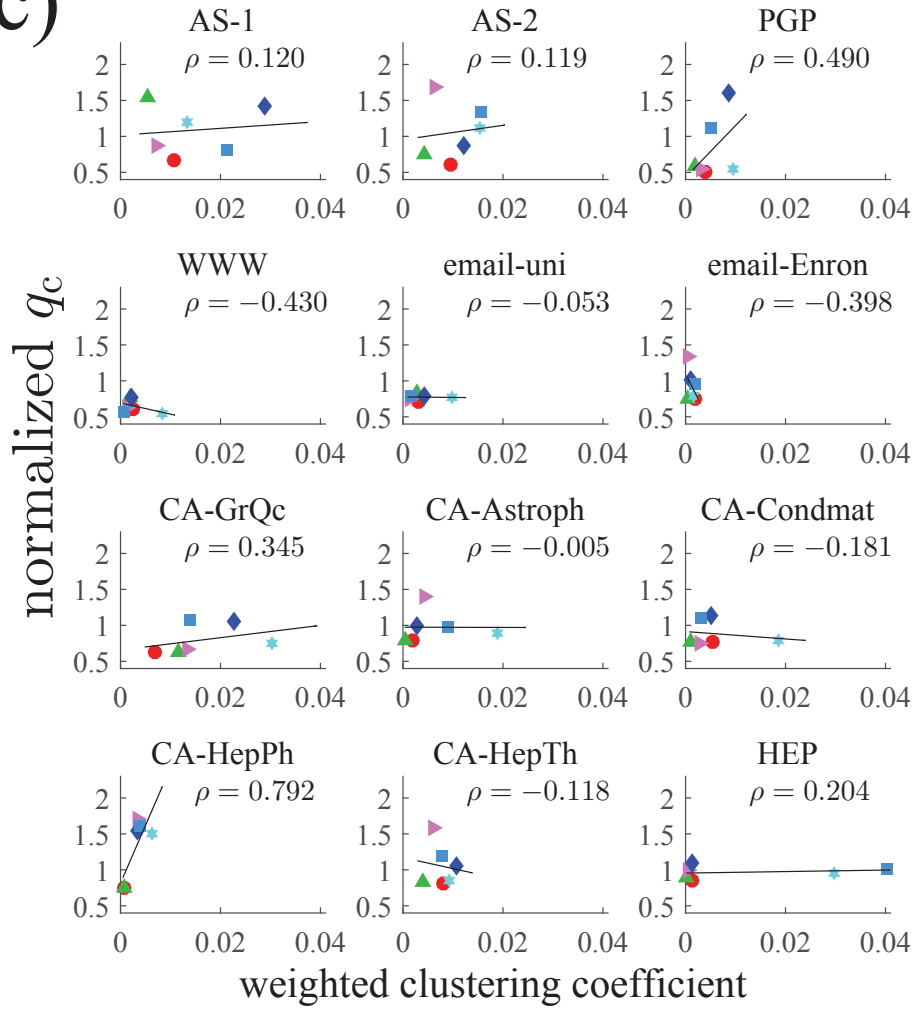


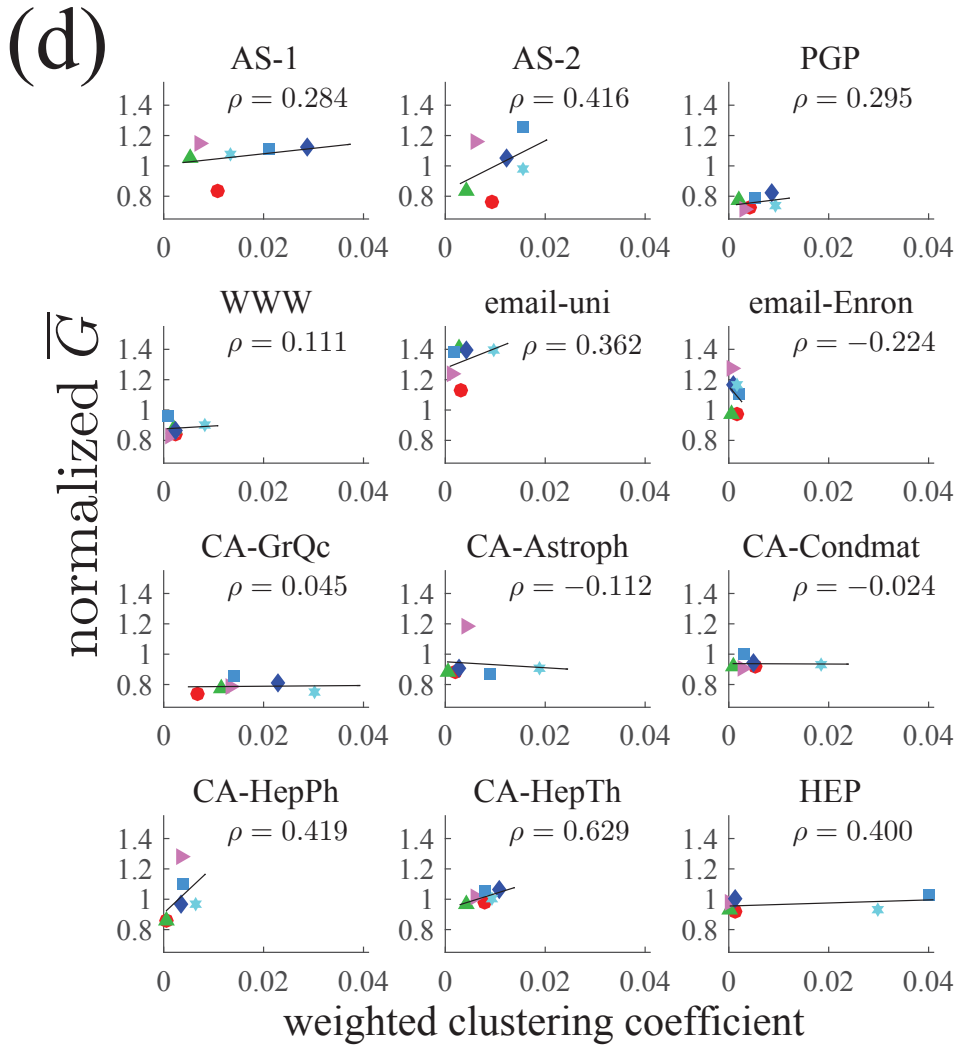
FIG. S5. Comparison of the community detection algorithms on the basis of the relationships between structural measures of the coarse-grained network and performance measures. The structural measure is calculated for each partitioning of the network. Plotted are the relationships between (a) the unweighted clustering coefficient and  $q_c$ , (b) the unweighted clustering coefficient and  $\bar{G}$ , (c) the weighted clustering coefficient and  $q_c$ , (d) the weighted clustering coefficient and  $\bar{G}$ , (e)  $N_c$  and  $q_c$ , (f)  $N_c$  and  $\bar{G}$ , (g) the mean path length and  $q_c$ , (h) the mean path length and  $\bar{G}$ , (i) the unnormalized entropy and  $q_c$ , (j) the unnormalized entropy and  $\bar{G}$ , (k) the normalized entropy and  $q_c$ , and (l) the normalized entropy and  $\bar{G}$ . The  $q_c$  and  $\bar{G}$  values are those for the CbCI algorithm normalized by the values for the CI algorithm.

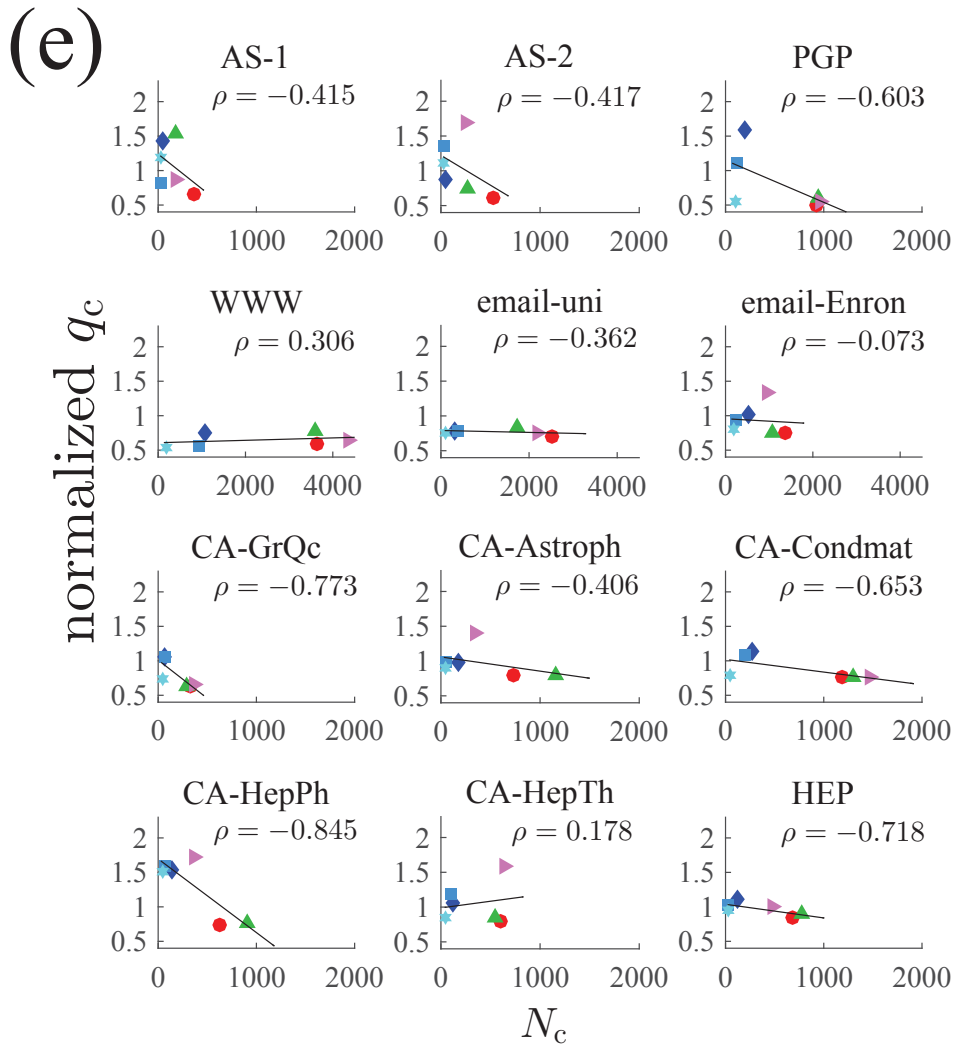


(c)

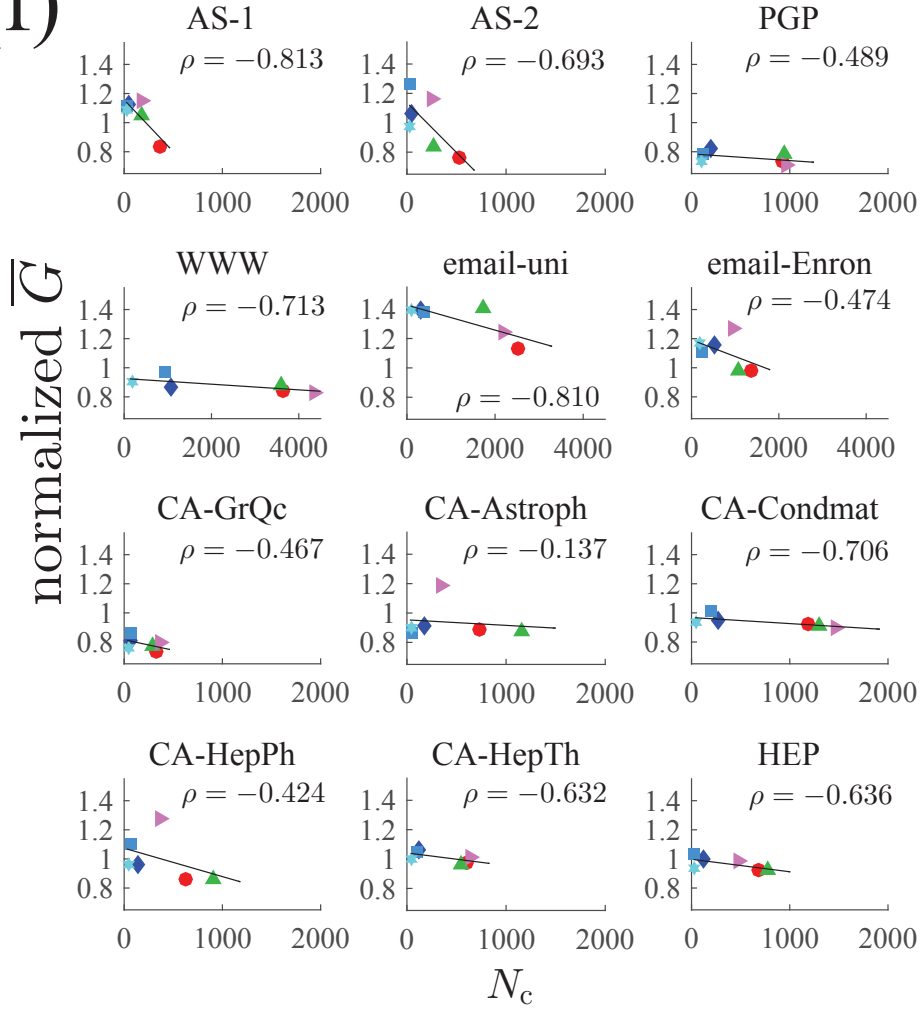




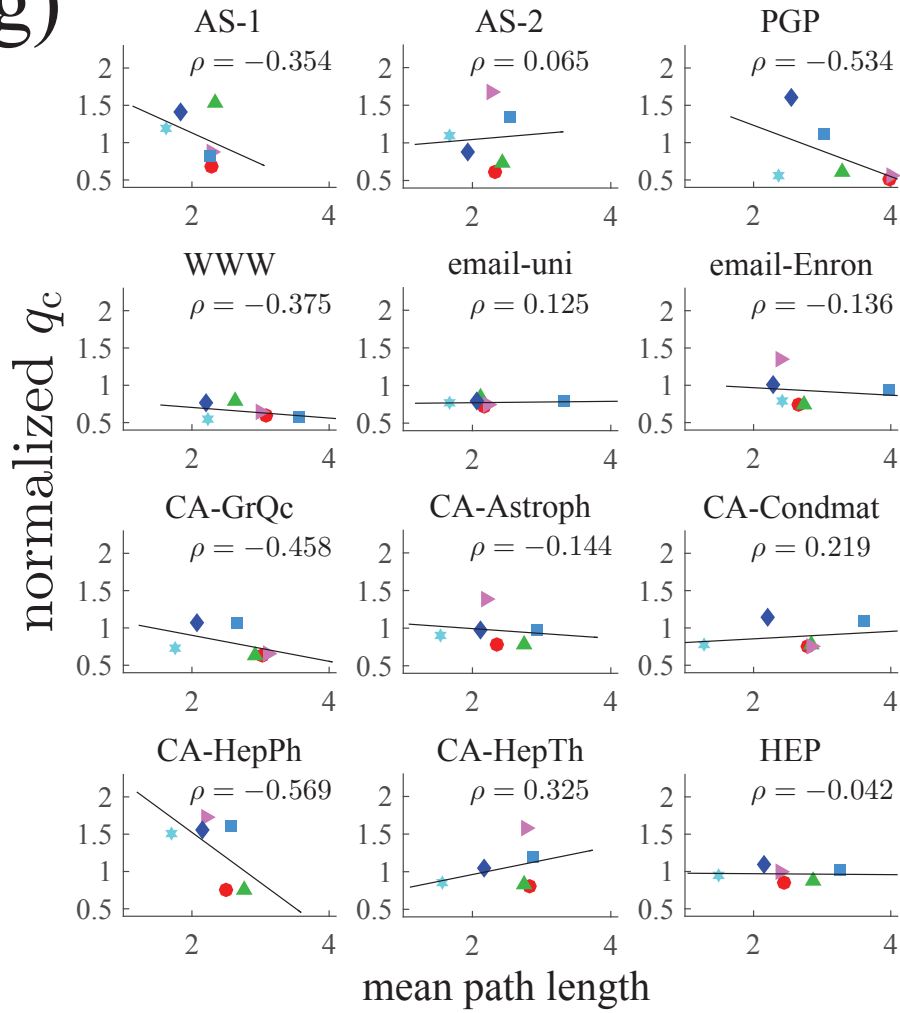




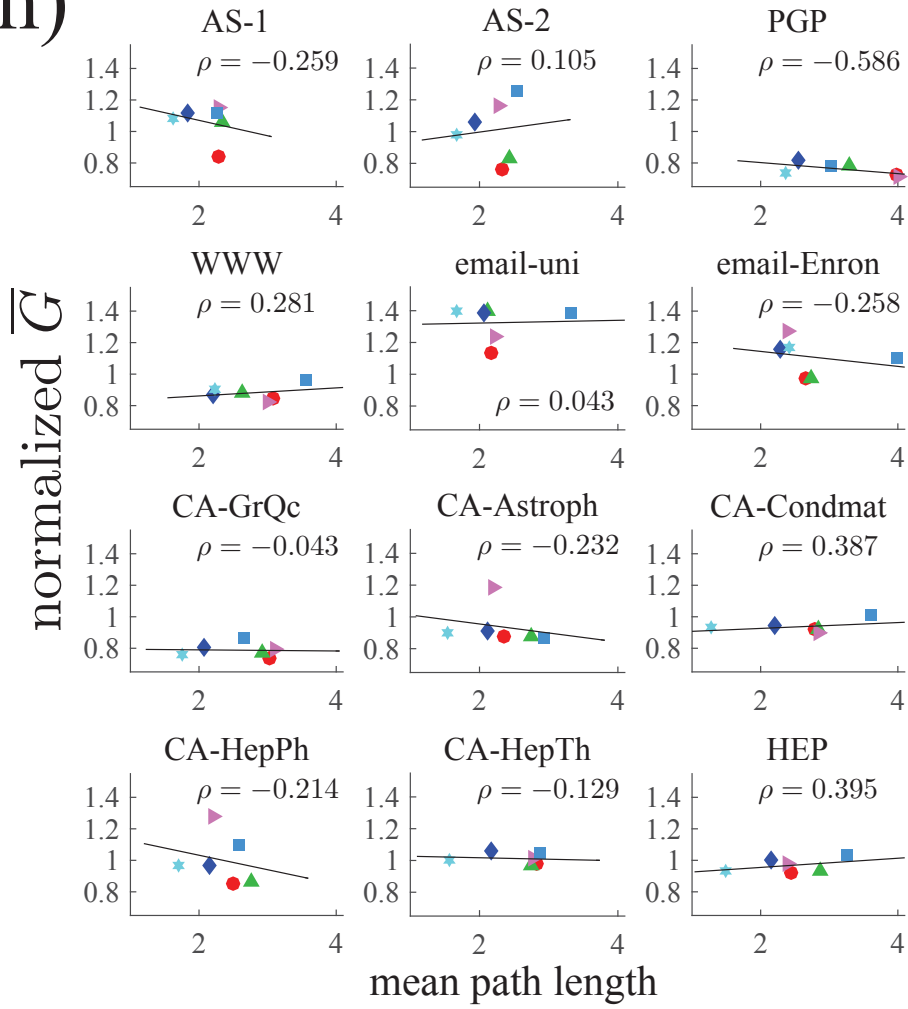
(f)



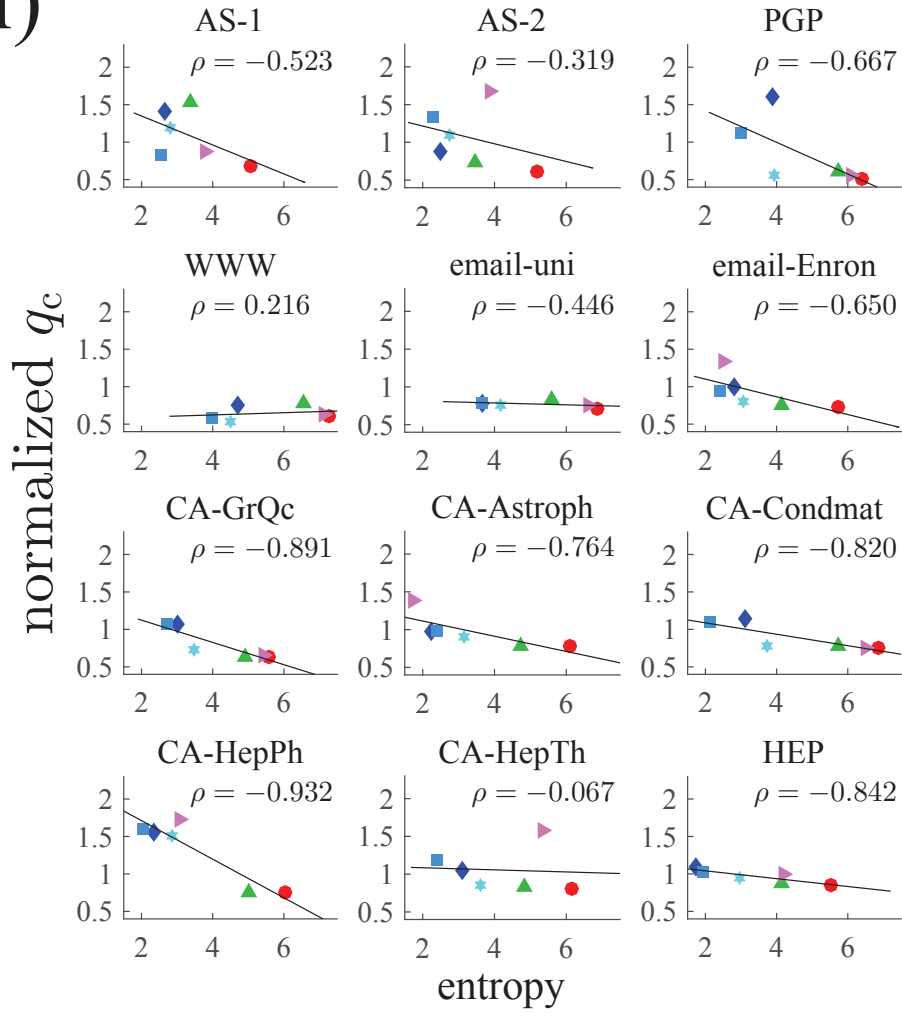
(g)



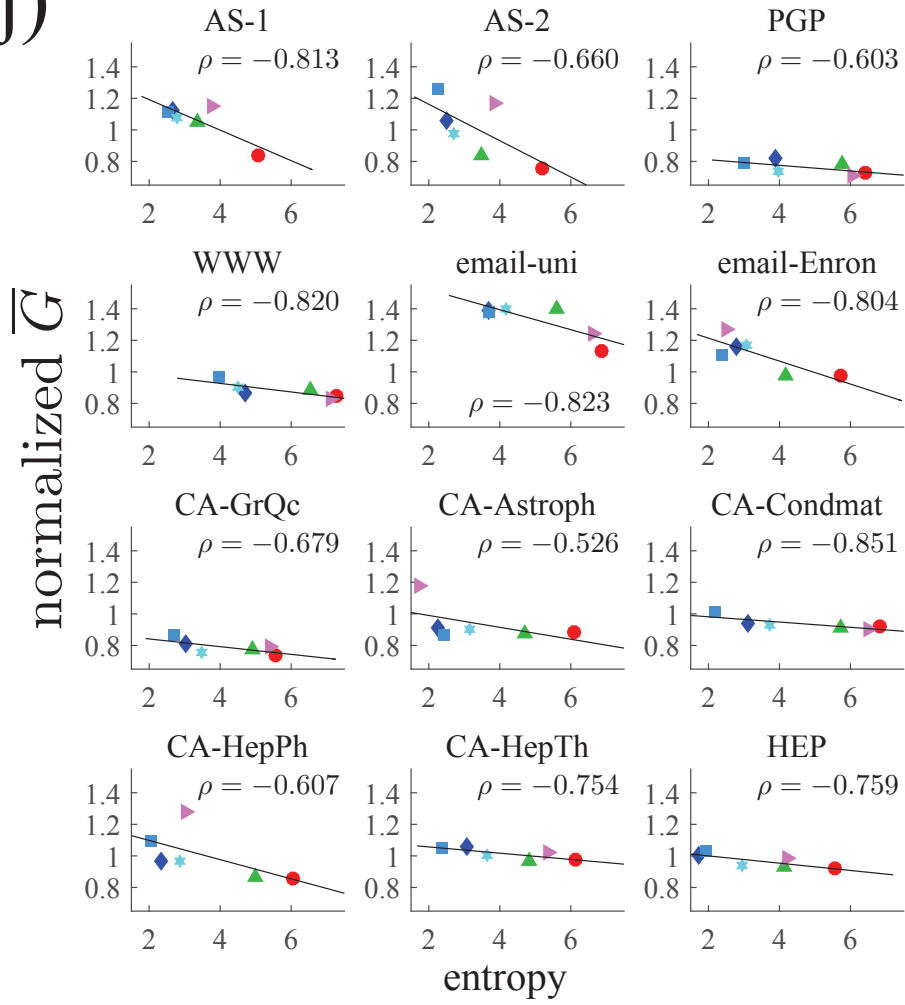
(h)



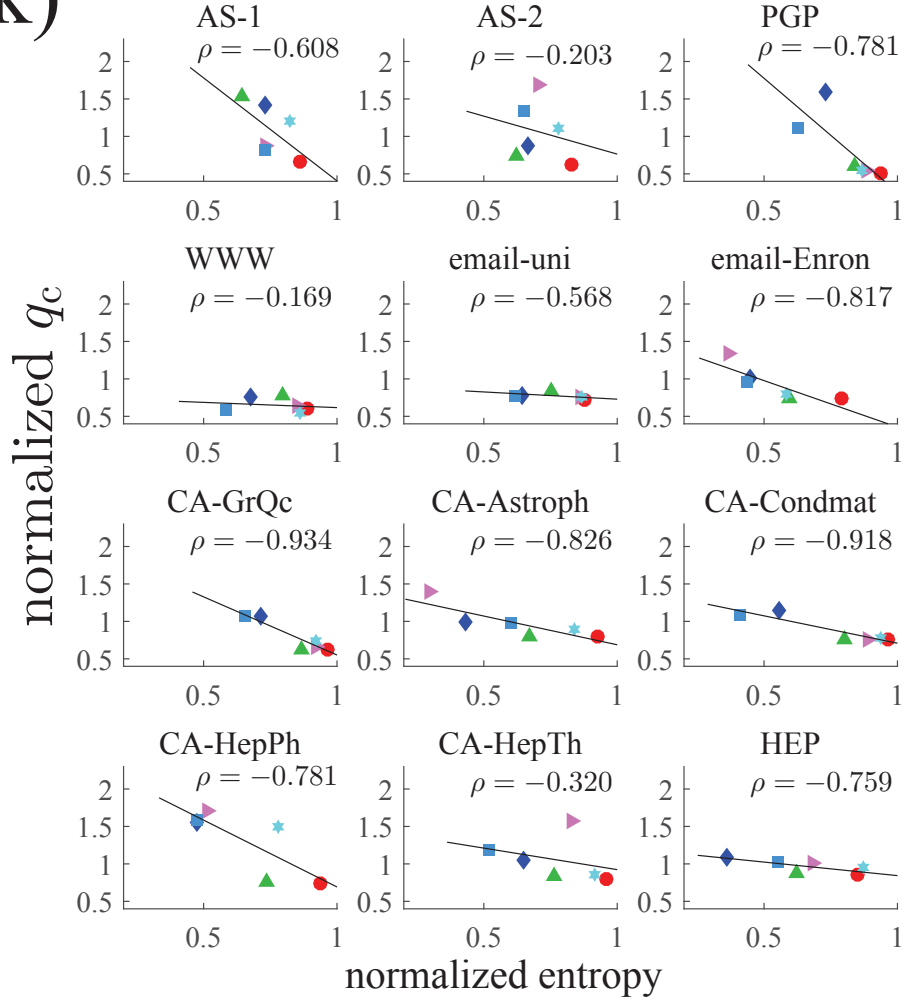
(i)



(j)

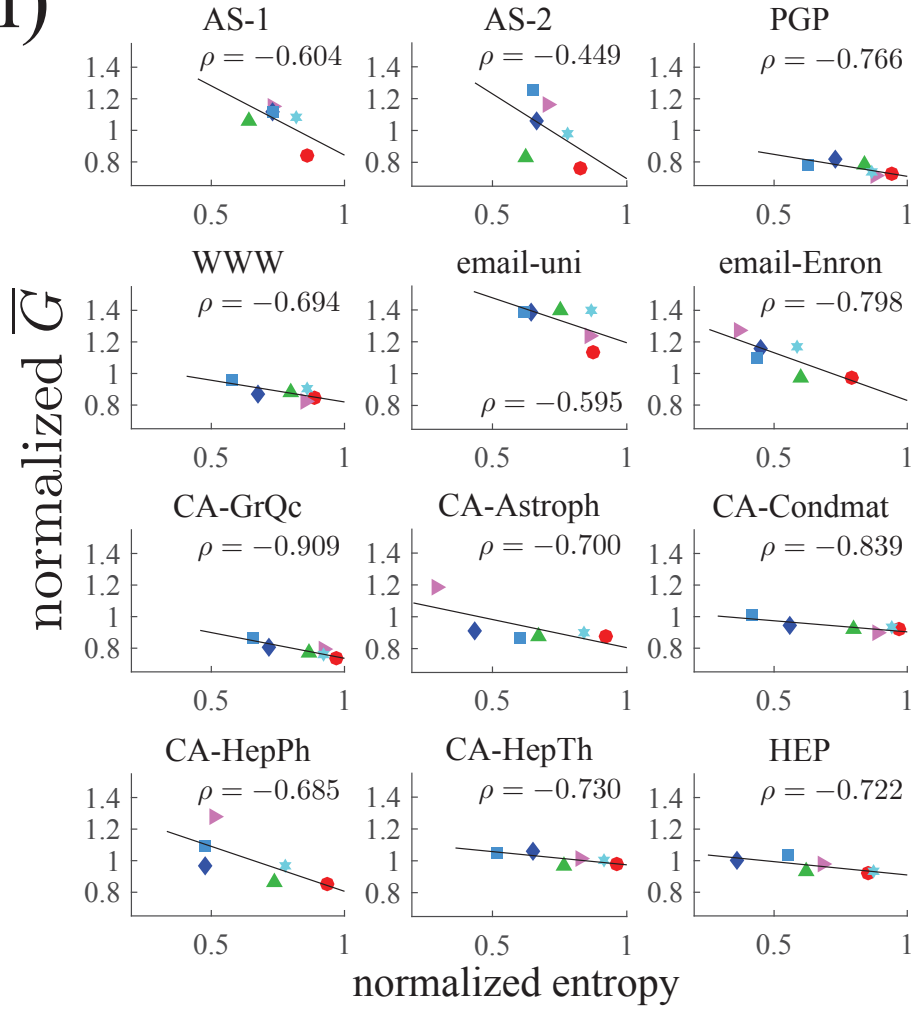


(k)





(1)



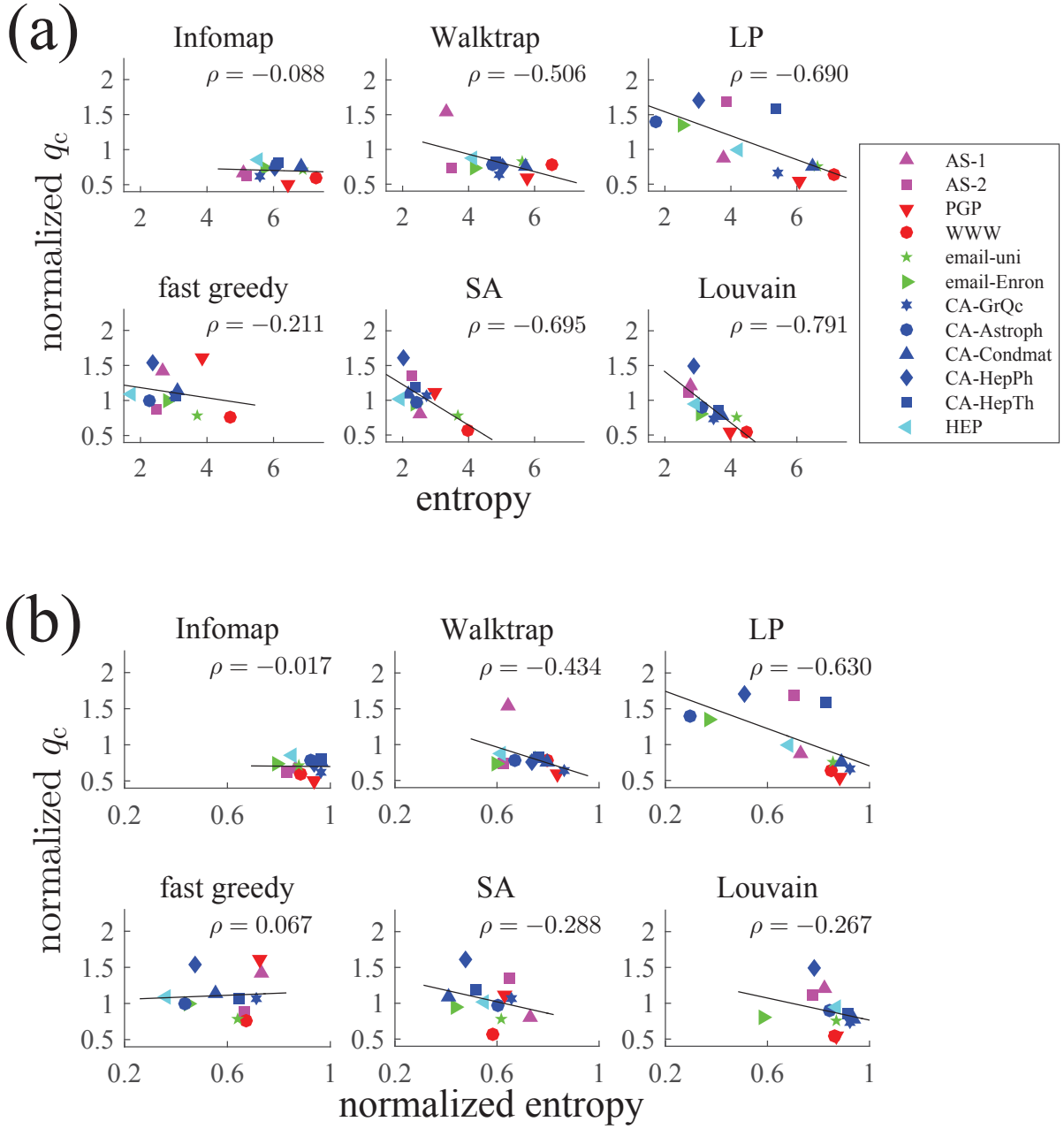


FIG. S6. Comparison of the different networks using the relationship between the entropy and performance measures. (a) Relationship between the unnormalized entropy and the normalized  $q_c$ . (b) Relationship between the normalized entropy and the normalized  $q_c$ . (c) Relationship between the unnormalized entropy and the normalized  $\bar{G}$ . (d) Relationship between the normalized entropy and the normalized  $\bar{G}$ .

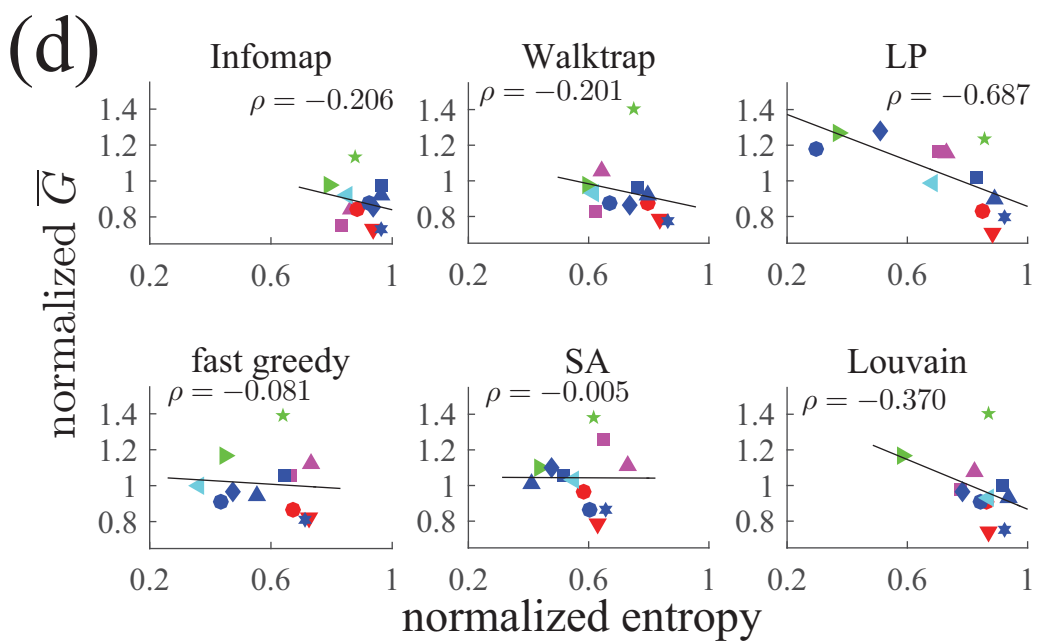
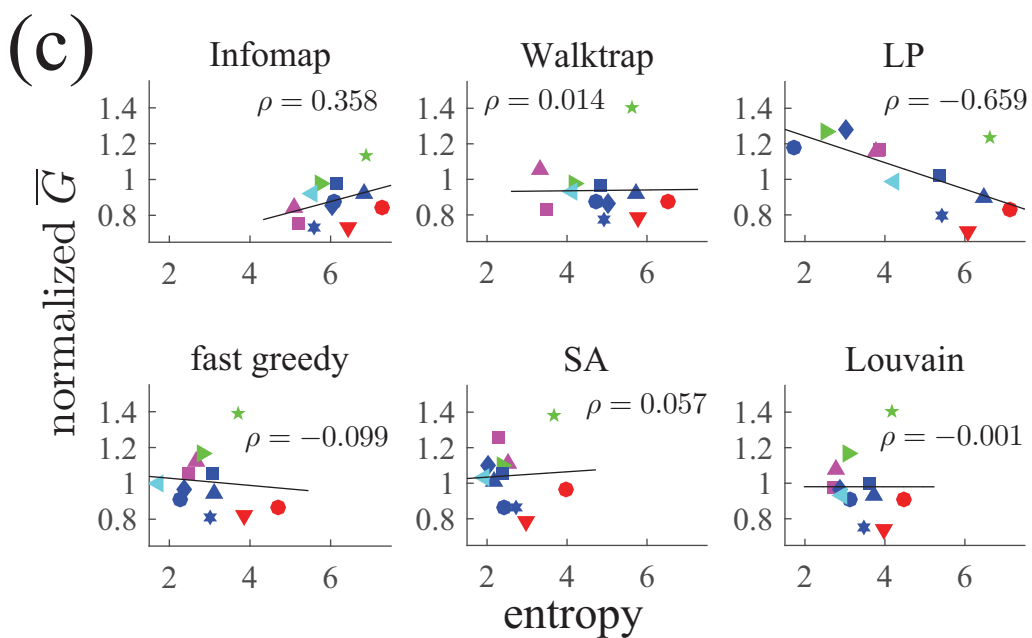


TABLE S1. Summary statistics of the empirical networks.  $N$ ,  $M$ , and  $\langle k \rangle$  represent the number of nodes, that of links, and the average degree, respectively.

Network	$N$	$M$	$\langle k \rangle$	References
BA	5,000	29,979	11.99	[1]
AS-1	6,474	12,572	3.88	[2, 3]
AS-2	10,670	22,002	4.12	[2, 3]
PGP	10,680	24,316	4.55	[4]
WWW	99,193	178,840	3.61	[5]
email-uni	63,495	96,777	3.05	[6]
email-Enron	33,696	180,811	10.73	[3, 7–9]
CA-GrQc	4,158	13,422	6.46	[3, 10]
CA-Astroph	17,903	196,972	22.00	[3, 10]
CA-Condmat	21,363	91,286	8.55	[3, 10]
CA-HepPh	11,204	117,619	21.00	[2, 3, 11]
CA-HepTh	8,638	24,806	5.74	[2, 3, 11]
HEP	27,400	352,021	25.69	[12]

TABLE S2. Community structure of the empirical networks detected by different algorithms. The number of communities,  $N_C$ , and the modularity,  $Q$ , are shown for each community detection algorithm. LP: label propagation. SA: simulated annealing. We implemented the Infomap, label propagation, and simulated annealing algorithm using the codes available at [13], the Walktrap using the codes available at [14], the fast greedy algorithm using the codes available at [15], and the Louvain algorithm using the codes available at [16].

Network	Infomap		Walktrap		LP		fast greedy		SA		Louvain	
	$N_C$	$Q$	$N_C$	$Q$	$N_C$	$Q$	$N_C$	$Q$	$N_C$	$Q$	$N_C$	$Q$
BA	256	0.174	219	0.166	0	n.a.	12	0.250	19	0.250	13	0.253
AS-1	358	0.551	184	0.599	172	0.552	38	0.603	33	0.590	30	0.626
AS-2	524	0.544	262	0.599	241	0.549	42	0.614	33	0.579	33	0.629
PGP	924	0.813	946	0.830	959	0.817	205	0.853	118	0.812	96	0.883
WWW	3,643	0.823	3,607	0.805	4,334	0.815	1,067	0.850	936	0.822	186	0.890
email-uni	2,534	0.705	1,731	0.716	2,183	0.689	310	0.728	389	0.718	121	0.777
email-Enron	1,385	0.544	1,056	0.544	958	0.324	525	0.511	235	0.585	191	0.608
CA-GrQc	323	0.785	290	0.799	358	0.780	70	0.796	63	0.792	43	0.848
CA-Astroph	735	0.561	1,154	0.542	344	0.292	183	0.492	55	0.586	42	0.627
CA-Condmat	1,186	0.646	1,302	0.627	1,475	0.634	266	0.628	189	0.600	53	0.726
CA-HepPh	627	0.612	910	0.596	373	0.451	138	0.583	74	0.628	39	0.658
CA-HepTh	596	0.680	549	0.676	640	0.666	115	0.703	101	0.661	53	0.755
HEP	674	0.579	773	0.608	477	0.613	120	0.525	33	0.606	29	0.653

- 
- [1] A.-L. Barabási and R. Albert, *Science* **286**, 509 (1999).
- [2] J. Leskovec, J. Kleinberg, and C. Faloutsos, in *Proceedings of the Eleventh ACM SIGKDD International Conference on Knowledge Discovery in Data Mining* (ACM, 2005) pp. 177–187.
- [3] <http://snap.stanford.edu/>.
- [4] M. Boguñá, R. Pastor-Satorras, A. Díaz-Guilera, and A. Arenas, *Phys. Rev. E* **70**, 056122 (2004).
- [5] R. Albert, H. Jeong, and A.-L. Barabási, *Nature* **401**, 130 (1999).
- [6] H. Ebel, L. I. Mielsch, and S. Bornholdt, *Phys. Rev. E* **66**, 035103(R) (2002).
- [7] J. Leskovec, K. J. Lang, A. Dasgupta, and M. W. Mahoney, *Internet Math.* **6**, 29 (2009).
- [8] B. Klimt and Y. Yang, in *Machine Learning: ECML 2004* (Springer, 2004) pp. 217–226.
- [9] <https://www.cs.cmu.edu/~./enron/>.
- [10] J. Leskovec, J. Kleinberg, and C. Faloutsos, *ACM Trans. Knowl. Discov. Data* **1**, 2 (2007).
- [11] J. Gehrke, P. Ginsparg, and J. Kleinberg, *ACM SIGKDD Explorations Newsletter* **5**, 149 (2003).
- [12] <http://vlado.fmf.uni-lj.si/pub/networks/data/>.
- [13] <https://sites.google.com/site/andrealancichinetti/software>.
- [14] <https://www-complexnetworks.lip6.fr/~latapy/PP/walktrap.html>.
- [15] <http://igraph.org/python/>.
- [16] <https://sites.google.com/site/findcommunities/>.