

Heisenberg Operator Approach for Spin Squeezing Dynamics

Aranya B. Bhattacharjee¹, Deepti Sharma¹, and Axel Pelster²

¹ *School of Physical Sciences, Jawaharlal Nehru University, New Delhi-110067, India*

² *Fachbereich Physik und Forschungszentrum OPTIMAS,
Technische Universität Kaiserslautern, Germany*

We reconsider the one-axis twisting Hamiltonian, which is commonly used for generating spin squeezing, and treat its dynamics within the Heisenberg operator approach. To this end we solve the underlying Heisenberg equations of motion perturbatively and evaluate the expectation values of the resulting time-dependent Heisenberg operators in order to determine approximately the dynamics of spin squeezing. Comparing our results with those originating from exact numerics reveals that they are more accurate than the commonly used frozen spin approximation.

PACS numbers: 03.75.Mn, 05.30.Jp, 42.50.Lc

I. INTRODUCTION

Atomic spin squeezing is a quantum effect of collective spin systems [1, 2] with the potential to improve the precision of measurements in experiments in general [3–6] and to study particle correlations as well as entanglement in particular [7–9]. The quantum mechanical uncertainty of spin operators limits the measurement accuracy of spectroscopic investigations and the performance of atomic fountain clocks [3, 4]. The standard uncertainty relation of angular momentum operators predicts a spectroscopic sensitivity proportional to $1/\sqrt{N}$, where N denotes the total number of atoms utilized in the given spectroscopic investigation. It was suggested in Ref. [10] to produce spin-squeezed states, which redistribute the uncertainty unevenly between two components of the total angular momentum, so that measurements, which are sensitive to the component with reduced uncertainty, become more precise. These states were applied in atomic clocks for reducing quantum noise [3, 4, 11–13] and for implementing quantum information processing [7, 14–16]. Spin-squeezed states can also be experimentally realized in a BEC [17–20], which allows for instance to detect weak forces [21]. In such systems, spin fluctuations in one spin component perpendicular to the mean spin direction turn out to be reduced below the standard quantum limit (SQL). Quantum correlations among individual spins are responsible for spin squeezing provided that a nonlinear interaction between the spins is present. In the original proposal by Kitagawa and Ueda [10], two fundamental types of nonlinear spin interactions were identified, which are called one-axis twisting

and two-axis counter twisting. One-axis twisting interaction is referred to a nonlinear term of the form \hat{J}_α^2 , $\alpha = x, y, z$ in the Hamiltonian, while if the twisting is performed simultaneously clockwise and counterclockwise about two orthogonal axes in the plane normal to the mean spin direction, it is referred to as two-axis counter twisting. The Hamiltonian in the second case then contains a term of the form $\hat{J}_\alpha \hat{J}_\beta + \hat{J}_\beta \hat{J}_\alpha$ with $\alpha \neq \beta$. Later on Law et al. [22] examined spin squeezing in a collection of interacting spins in the presence of an external field, which demonstrated a strong reduction of spin fluctuations that could be maintained for a much longer period of time. So far, spin squeezing was theoretically studied either exactly by using numerical simulations [23–25] or analytically within the frozen spin approximation [22, 26]. The advantage of the frozen spin approximation relies in the fact that it can straight-forwardly be applied to study many different systems which includes spin dynamics and entanglement in mixed Hamiltonian model [27, 28], Lipkin-Meshkov-Glick model [29, 30], generalized two-axis twisting model [31], and dipolar condensates [32].

In this paper, we start with reconsidering the one-axis twisting model of Law et al. [22] in Section II. To this end we analytically solve the underlying Heisenberg equations of motion for the atomic degrees of freedom by using a perturbative technique and by treating its dynamics within the Heisenberg operator approach. By evaluating the expectation values of the respective operators in the Heisenberg picture, the resulting dynamics of spin squeezing is then determined in Section III. Finally, comparing our analytical results with exact numerical simulations in Section IV reveals that they are more accurate than the frozen spin approximation.

II. MODEL AND PERTURBATIVE SOLUTION

In this work, we describe the dynamics of the spin model which is generated by the Hamiltonian ($\hbar = 1$) [22],

$$H = 2\kappa \hat{J}_z^2 + \Omega \hat{J}_x. \quad (1)$$

For instance, H can be generated by a trapped spinor Bose condensate with two populated hyperfine spin states $|a\rangle$ and $|b\rangle$ interacting with an external radio-frequency or microwave field. As a concrete example, the two hyperfine levels could be the levels $|F = 2, m_f = 1\rangle$ and $|F = 1, m_f = -1\rangle$ of ^{87}Rb atoms. Provided that \hat{a}_1 and \hat{a}_2 denote the atomic annihilation operators corresponding to the hyperfine levels $|a\rangle$ and $|b\rangle$, respectively, the angular momentum operators $\hat{J}_+ = (\hat{J}_-)^{\dagger} = \hat{a}_2^{\dagger} \hat{a}_1$, $\hat{J}_z = (\hat{a}_2^{\dagger} \hat{a}_2 - \hat{a}_1^{\dagger} \hat{a}_1)/2$ obey the $SU(2)$ Lie algebra. Furthermore, the

Hamiltonian (1) commutes with the particle number operator $\hat{N} = \hat{a}_2^\dagger \hat{a}_2 + \hat{a}_1^\dagger \hat{a}_1$, so that the total particle number is conserved. Note that we neglect in (1) an additional term proportional to \hat{J}_z by assuming equal intra-species interaction strength and the same trapping potential for both spin states [33]. The frequency Ω is controlled by the strength of the external field and the parameter κ , which describes the strength of the one-axis twisting, depends upon the inter- and intra-species two-body s -wave scattering lengths [33]. It turns out that the term $2\kappa\hat{J}_z^2$ is essential for generating spin squeezing.

A. Heisenberg Initial Value Problem

We start with writing down the Heisenberg equations of motion for the respective time-dependent operators $\hat{J}_x(t)$, $\hat{J}_y(t)$ and $\hat{J}_z(t)$ in the Heisenberg picture:

$$\dot{\hat{J}}_x(t) = -2\kappa[\hat{J}_y(t)\hat{J}_z(t) + \hat{J}_z(t)\hat{J}_y(t)], \quad (2)$$

$$\dot{\hat{J}}_y(t) = -\Omega\hat{J}_z(t) + 2\kappa[\hat{J}_z(t)\hat{J}_x(t) + \hat{J}_x(t)\hat{J}_z(t)], \quad (3)$$

$$\dot{\hat{J}}_z(t) = \Omega\hat{J}_y(t). \quad (4)$$

In the following we aim at solving these Heisenberg equations of motion for general initial operators $\hat{J}_i(0)$ ($i = x, y, z$) at time $t = 0$. Later on, when expectation values are evaluated, we assume that the system is initially prepared in the lowest eigenstate $|J, m_x = -J\rangle$ of $\hat{J}_x(0)$, i.e., we have $\hat{J}_x(0)|J, m_x = -J\rangle = -J|J, m_x = -J\rangle$. Thus, the corresponding expectation values of the initial operators $\hat{J}_i(0)$ $i = x, y, z$ read $\langle\hat{J}_x(0)\rangle = -J$ and $\langle\hat{J}_y(0)\rangle = \langle\hat{J}_z(0)\rangle = 0$.

Combining Eqs. (2) and (4), we find,

$$\dot{\hat{J}}_x(t) = -\frac{\kappa}{\Omega} \frac{d}{dt} \hat{J}_z^2(t), \quad (5)$$

which has the following solution:

$$\hat{J}_x(t) = \hat{J}_x(0) + \frac{\kappa}{\Omega} \left[\hat{J}_z^2(0) - \hat{J}_z^2(t) \right]. \quad (6)$$

Substituting this expression for $\hat{J}_x(t)$ into Eq. (3) and using Eq. (4) yields

$$\ddot{\hat{J}}_z(t) - 2i\kappa\dot{\hat{J}}_z(t) + \left[\Omega^2 - 4\kappa\Omega\hat{J}_x(0)\right]\hat{J}_z(t) = 4\kappa^2 \left[\hat{J}_z^2(0) - \hat{J}_z^2(t)\right]\hat{J}_z(t). \quad (7)$$

The second-order operator valued differential equation (7) is not exactly solvable due to its nonlinearity so we have to resort to approximative solution. Therefore we review in Section II.B the commonly used frozen spin approximation, which was originally introduced in Ref. [22]. Then we work out in detail our strategy, where we treat both nonlinear terms on the right-hand side up to first order in perturbation theory. The zeroth-order solution $\hat{J}_z^0(t)$ is found in Section II.C by putting the right-hand side of Eq. (7) to zero. Inserting $\hat{J}_z^0(t)$ then on the right-hand side yields two inhomogeneities. Thus solving Eq. (7) in first order yields the corresponding corrections $\hat{J}_z^I(t)$ and $\hat{J}_z^{II}(t)$, which are determined in Section II.D and II.E, respectively.

B. Frozen Spin Approximation

Provided that $\Omega \gg \kappa$, the external field forces the total spin to remain polarized in the direction of $\langle\hat{J}_x(0)\rangle = -J$ as it costs energy to change the spin vector. Consequently, \hat{J}_x remains approximately unchanged and one can replace \hat{J}_x by $-J$ in the Heisenberg differential Eqs. (2)–(4). This so-called frozen spin approximation results in the operator valued differential equation

$$\ddot{\hat{J}}_z^{\text{fs}}(t) = -(\Omega^2 + 4\kappa\Omega J)\hat{J}_z^{\text{fs}}(t). \quad (8)$$

It is solved by

$$\hat{J}_z^{\text{fs}}(t) = \hat{J}_z(0) \cos \omega_{\text{fs}} t + \frac{\Omega \hat{J}_y(0)}{\omega_{\text{fs}}} \sin \omega_{\text{fs}} t, \quad (9)$$

with the frozen spin frequency

$$\omega_{\text{fs}} = \sqrt{\Omega^2 + 4\kappa\Omega J}. \quad (10)$$

This result of the frozen spin approximation will later on be used as a reference to estimate the accuracy of our Heisenberg operator approach.

The corresponding expression for $\hat{J}_y^{\text{fs}}(t)$ is found by substituting (9) in (4) as

$$\hat{j}_y^{\text{fs}}(t) = -\frac{\omega_{\text{fs}}\hat{J}_z(0)}{\Omega} \sin \omega_{\text{fs}}t + \hat{J}_y(0) \cos \omega_{\text{fs}}t, \quad (11)$$

This result will be utilized to determine the spin squeezing along the y -axis.

C. Zeroth-Order Solution

Now we turn to our solution strategy and determine at first the zeroth-order solution $\hat{J}_z^0(t)$ of the homogeneous equation

$$\ddot{\hat{J}}_z^0(t) - 2i\kappa\dot{\hat{J}}_z^0(t) + \hat{\omega}^2\hat{J}_z^0(t) = 0, \quad (12)$$

where we have introduced the abbreviation $\hat{\omega} = \sqrt{\Omega^2 - 4\kappa\Omega\hat{J}_x(0)}$. To this end we make the ansatz $\hat{J}_z^0(t) = e^{\hat{K}t}\hat{O}$, where the auxiliary operators \hat{K} and \hat{O} are determined as follows. Inserting this ansatz in Eq. (12) yields

$$\hat{K}^2 - 2i\kappa\hat{K} + \hat{\omega}^2\hat{K} = 0, \quad (13)$$

which has the roots $\hat{K}_1 = i(\kappa + \hat{\omega})$ and $\hat{K}_2 = i(\kappa - \hat{\omega})$, with $\hat{\omega} = \sqrt{\kappa^2 + \hat{\omega}^2}$. As Eq. (12) is linear, the superposition principle yields the homogeneous solution

$$\hat{J}_z^0(t) = e^{\hat{K}_1 t}\hat{O}_1 + e^{\hat{K}_2 t}\hat{O}_2, \quad (14)$$

whereas from Eq. (4) we read off

$$\hat{J}_y^0(t) = \frac{\hat{K}_1}{\Omega} e^{\hat{K}_1 t}\hat{O}_1 + \frac{\hat{K}_2}{\Omega} e^{\hat{K}_2 t}\hat{O}_2. \quad (15)$$

By invoking the initial condition $\hat{J}_y^0(0) = \hat{J}_y(0)$, $\hat{J}_z^0(0) = \hat{J}_z(0)$, the operators \hat{O}_1 , \hat{O}_2 are determined by the expressions

$$\hat{O}_1 = \frac{\Omega i}{2\hat{\omega}} \left[\frac{i(\kappa - \hat{\omega})}{\Omega} \hat{J}_z(0) - \hat{J}_y(0) \right], \quad (16)$$

$$\hat{O}_2 = \frac{\Omega i}{2\hat{\omega}} \left[-\frac{i(\kappa + \hat{\omega})}{\Omega} \hat{J}_z(0) + \hat{J}_y(0) \right]. \quad (17)$$

Thus, the zeroth-order expression for $\hat{J}_z(t)$ turns out to be

$$\hat{J}_z^0(t) = e^{i\kappa t} \left[\left(\cos \hat{\omega} t - \frac{\kappa i}{\hat{\omega}} \sin \hat{\omega} t \right) \hat{J}_z(0) + \frac{\Omega}{\hat{\omega}} \sin \hat{\omega} t \hat{J}_y(0) \right]. \quad (18)$$

Equation (18) represents the exact zeroth-order operator solution for $\hat{J}_z(t)$, which can then be used with Eq. (6) to evaluate the zeroth-order expression of the expectation value $\langle \hat{J}_x(t) \rangle$, yielding

$$\langle \hat{J}_x^0(t) \rangle = -J + \frac{\kappa J}{2\Omega} - \frac{\kappa J}{2\Omega} \left[\left(\frac{\Omega}{\omega} - \frac{\kappa}{\omega} \right)^2 \sin^2 \omega t + \cos^2 \omega t \right]. \quad (19)$$

Note that the resulting frequency

$$\omega = \sqrt{\kappa^2 + \Omega^2 + 4\kappa\Omega(J-1)}, \quad (20)$$

differs from the one of the frozen spin approximation Eq. (10) but in the limit $\Omega \gg \kappa$, $J \gg 1$ we read off from Eq. (19) that we get $\langle \hat{J}_x^0(t) \rangle = -J = \langle \hat{J}_x^{\text{fs}}(t) \rangle$ and $\omega = \omega_{\text{fs}}$ i.e the frozen spin approximation follows from our zeroth order result as a special case.

D. Particular and Homogeneous Solution I

After having found the zeroth-order solution of Eq. (7), we now turn our attention towards the first-order correction. The right-hand side of Eq. (7) has two nonlinear terms, i.e. $4\kappa^2 \hat{J}_z^2(0) \hat{J}_z^0(t)$ and $-4\kappa^2 \hat{J}_z^{03}(t)$, which we treat now separately. At first, we determine the particular and the homogeneous solution of the differential equation

$$\ddot{\hat{J}}_z^I(t) - 2i\kappa \dot{\hat{J}}_z^I(t) + \left[\Omega^2 - 4\kappa\Omega \hat{J}_x(0) \right] \hat{J}_z^I(t) = 4\kappa^2 \hat{J}_z^2(0) \hat{J}_z^0(t). \quad (21)$$

Due to section II.C we recognize that the inhomogeneity of (21) oscillates with the same frequency $\hat{\omega}$ as its homogeneous part. Therefore, we perform for the particular solution an ansatz which contains secular terms:

$$\hat{J}_{z,p}^I(t) = e^{i\kappa t} \left[\hat{J}_z^2(0) \left(\hat{a} t \sin \hat{\omega} t + \hat{b} t \cos \hat{\omega} t \right) \hat{J}_z(0) + \hat{J}_z^2(0) \left(\hat{c} t \sin \hat{\omega} t + \hat{d} t \cos \hat{\omega} t \right) \hat{J}_y(0) \right]. \quad (22)$$

Here \hat{a} , \hat{b} , \hat{c} , \hat{d} denote operators, which can be straight-forwardly determined by substituting Eq. (22) into Eq. (21) and by comparing the operator coefficients of the oscillating terms $\cos \hat{\omega}t$ and $\sin \hat{\omega}t$ on both sides of the resulting equation. This yields the particular solution

$$\hat{J}_{z,p}^I(t) = e^{i\kappa t} \left[\hat{J}_z^2(0) \left(\frac{2\kappa^2}{\hat{\omega}} t \sin \hat{\omega}t + \frac{2i\kappa^3}{\hat{\omega}^2} t \cos \hat{\omega}t \right) \hat{J}_z(0) - \hat{J}_z^2(0) \frac{2\kappa^2 \Omega}{\hat{\omega}^2} t \cos \hat{\omega}t \hat{J}_y(0) \right]. \quad (23)$$

Afterwards, we obtain the homogeneous solution of Eq. (21) which has the form

$$\hat{J}_{z,h}^I(t) = e^{\hat{K}_1 t} \hat{O}_3 + e^{\hat{K}_2 t} \hat{O}_4. \quad (24)$$

Here \hat{O}_3 and \hat{O}_4 are unknown operators, which are determined from the initial conditions $\hat{J}_{z,h}^I(0) = -\hat{J}_{z,p}^I(0) = 0$, $\dot{\hat{J}}_{z,h}^I(0) = -\dot{\hat{J}}_{z,p}^I(0)$, yielding

$$\hat{J}_{z,h}^I(t) = - \left(e^{\hat{K}_1 t} - e^{\hat{K}_2 t} \right) \frac{\hat{J}_z^2(0) \kappa^2}{i \hat{\omega}^3} \left[i \kappa \hat{J}_z(0) + \Omega \hat{J}_y(0) \right]. \quad (25)$$

The secular terms $t \sin \hat{\omega}t$ and $t \cos \hat{\omega}t$ in Eq. (23) seem to indicate that the solution $\hat{J}_z(t)$ grows unlimited in time. This finding contradicts, however, an exact numerical solution of the time-dependent Schrödinger equation governed by the Hamiltonian (1). Therefore, we follow Refs. [34–39] and introduce in the sum $\hat{J}_z^0(t) + \hat{J}_{z,h}^I(t) + \hat{J}_{z,p}^I(t)$ an effective frequency via $\hat{\omega} = \hat{\omega}_{\text{eff}} + \kappa^2 \hat{\omega}_1$, where $\hat{\omega}_1$ is determined by eliminating the secular terms up to first order in κ^2 . This yields $\hat{\omega}_1 = \hat{J}_z^2(0) \frac{2}{\hat{\omega}_{\text{eff}}}$ and the resulting bounded solution reads

$$\begin{aligned} \hat{J}_z^0(t) + \hat{J}_{z,h}^I(t) + \hat{J}_{z,p}^I(t) &= e^{i\kappa t} \left[\cos \hat{\omega}_{\text{eff}} t - \frac{i\kappa}{\hat{\omega}_{\text{eff}}} \sin \hat{\omega}_{\text{eff}} t + 2i\kappa^3 \hat{J}_z^2(0) \frac{\sin \hat{\omega}_{\text{eff}} t}{\hat{\omega}_{\text{eff}}^3} \right] \hat{J}_z(0) \\ &+ e^{i\kappa t} \left[\frac{\Omega}{\hat{\omega}_{\text{eff}}} \sin \hat{\omega}_{\text{eff}} t - 2\hat{J}_z^2(0) \Omega \kappa^2 \frac{\sin \hat{\omega}_{\text{eff}} t}{\hat{\omega}_{\text{eff}}^3} \right] \hat{J}_y(0). \end{aligned} \quad (26)$$

Here the effective frequency reads up to first order in κ^2 as follows:

$$\hat{\omega}_{\text{eff}} = \sqrt{\kappa^2 + \Omega^2 - 4\kappa\Omega \hat{J}_x(0)} - \frac{2\kappa^2}{\sqrt{\kappa^2 + \Omega^2 - 4\kappa\Omega \hat{J}_x(0)}} \hat{J}_z^2(0). \quad (27)$$

E. Particular and Homogeneous Solution II

Now it remains to solve the differential equation

$$\ddot{\hat{J}}_z^{II}(t) - 2i\kappa\dot{\hat{J}}_z^{II}(t) + \left[\Omega^2 - 4\kappa\Omega\hat{J}_x(0)\right]\hat{J}_z^{II}(t) = -4\kappa^2\hat{J}_z^{(0)3}, \quad (28)$$

where $\hat{J}_z^0(t)$ follows from (26) by neglecting the κ^2 and κ^3 terms. In order to determine the particular solution of (28), we perform the ansatz

$$\hat{J}_{z,p}^{II}(t) = e^{i3\kappa t}\hat{F}, \quad (29)$$

with the abbreviation

$$\begin{aligned} \hat{F}(t) = & \hat{f}(t)\hat{J}_z(0)\hat{f}(t)\hat{J}_z(0)\hat{f}(t)\hat{J}_z(0) + \hat{g}(t)\hat{J}_y(0)\hat{g}(t)\hat{J}_y(0)\hat{g}(t)\hat{J}_y(0) \\ & + \hat{f}(t)\hat{J}_z(0)\hat{f}(t)\hat{J}_z(0)\hat{g}(t)\hat{J}_y(0) + \hat{f}(t)\hat{J}_z(0)\hat{g}(t)\hat{J}_y(0)\hat{f}(t)\hat{J}_z(0) \\ & + \hat{f}(t)\hat{J}_z(0)\hat{g}(t)\hat{J}_y(0)\hat{g}(t)\hat{J}_y(0) + \hat{g}(t)\hat{J}_y(0)\hat{f}(t)\hat{J}_z(0)\hat{f}(t)\hat{J}_z(0) \\ & + \hat{g}(t)\hat{J}_y(0)\hat{f}(t)\hat{J}_z(0)\hat{g}(t)\hat{J}_y(0) + \hat{g}(t)\hat{J}_y(0)\hat{g}(t)\hat{J}_y(0)\hat{f}(t)\hat{J}_z(0), \end{aligned} \quad (30)$$

and the functions

$$\hat{f}(t) = \hat{\alpha}_1 \cos \hat{\omega}_{\text{eff}}t + \hat{\beta}_1 \sin \hat{\omega}_{\text{eff}}t, \quad \hat{g}(t) = \hat{\alpha}_2 \cos \hat{\omega}_{\text{eff}}t + \hat{\beta}_2 \sin \hat{\omega}_{\text{eff}}t. \quad (31)$$

Substituting (29)–(31) in (28) yields for the respective coefficients the result

$$\hat{\alpha}_1 = \frac{28\kappa^2}{25\kappa^2 - 4\hat{\omega}_{\text{eff}}^2}, \hat{\alpha}_2 = \frac{i8\Omega\kappa}{25\kappa^2 - 4\hat{\omega}_{\text{eff}}^2}, \hat{\beta}_1 = \frac{-4i\kappa(5\kappa^2 + 2\hat{\omega}_{\text{eff}}^2)}{\hat{\omega}_{\text{eff}}(25\kappa^2 - 4\hat{\omega}_{\text{eff}}^2)}, \hat{\beta}_2 = \frac{20\kappa^2\Omega}{\hat{\omega}_{\text{eff}}(25\kappa^2 - 4\hat{\omega}_{\text{eff}}^2)}. \quad (32)$$

The corresponding homogeneous solution of (28) has the form

$$\hat{J}_{z,h}^{II}(t) = e^{\hat{K}_1 t}\hat{O}_5 + e^{\hat{K}_2 t}\hat{O}_6. \quad (33)$$

The initial conditions $\hat{J}_{z,h}^{II}(0) = -\hat{J}_{z,p}^{II}(0) = 0$, $\dot{\hat{J}}_{z,h}^{II}(0) = -\dot{\hat{J}}_{z,p}^{II}(0)$ yield $\hat{O}_5 + \hat{O}_6 = -\hat{F}_0$, $\hat{K}_1\hat{O}_5 + \hat{K}_2\hat{O}_6 = -\hat{G}_0$, where $\hat{F}_0 = \hat{F}(t=0)$ and $\hat{G}_0 = i3\kappa\hat{F}_0 + \dot{\hat{F}}(t=0)$. Thus, the homogeneous solution reads

$$\hat{J}_{z,h}^{II}(t) = \frac{e^{i(\kappa+\hat{\omega}_{\text{eff}})t}}{2i\hat{\omega}_{\text{eff}}} [i(\kappa - \hat{\omega}_{\text{eff}})\hat{F}_0 - \hat{G}_0] + \frac{e^{i(\kappa-\hat{\omega}_{\text{eff}})t}}{2i\hat{\omega}_{\text{eff}}} [-i(\kappa + \hat{\omega}_{\text{eff}})\hat{F}_0 + \hat{G}_0]. \quad (34)$$

III. SPIN SQUEEZING

The final expression for $\hat{J}_z(t)$ is the sum of the previously determined solutions (26), (29)–(32), (34), i.e.

$$\hat{J}_z(t) = \hat{J}_z^{(0)}(t) + \hat{J}_{z,h}^I(t) + \hat{J}_{z,p}^I(t) + \hat{J}_{z,h}^{II}(t) + \hat{J}_{z,p}^{II}(t). \quad (35)$$

Now since, $\hat{J}_r(0)|J, m_x = -J\rangle = 0$ for $r = y, z$, it follows from (4) and Eqns. (26), (29)–(32), (34) that $\langle \hat{J}_r(t) \rangle = 0$. The final expression (35) for $\hat{J}_z(t)$ is now substituted back into Eq. (6) to evaluate the expectation value

$$\langle \hat{J}_x(t) \rangle = -J + \frac{\kappa}{\Omega} \left[\frac{J}{2} - J_1(t) - J_2(t) - J_3(t) \right]. \quad (36)$$

The resulting expressions for $J_1(t), J_2(t), J_3(t)$ turn out to oscillate with frequency

$$\omega_{\text{eff}} = \sqrt{\kappa^2 + \Omega^2 + 4\kappa\Omega(J-1)} - \frac{\kappa^2 J}{\sqrt{\kappa^2 + \Omega^2 + 4\kappa\Omega(J-1)}} \quad (37)$$

and are explicitly given in Appendix A.

Following the criteria of for spin squeezing of Kitagawa and Ueda in Ref. [10], we introduce the squeezing parameter

$$\xi_s = \frac{\sqrt{2} \langle (\Delta \hat{J}_\perp)_{\min} \rangle}{\sqrt{J}}, \quad (38)$$

where $\langle (\Delta \hat{J}_\perp)_{\min} \rangle$ is the smallest uncertainty of an angular momentum component perpendicular to the mean angular momentum $\langle \hat{\mathbf{J}} \rangle$. A state is said to be a squeezed-spin state provided that the inequality $\xi_s < 1$ holds.

Since the mean spin points along the x -direction, the reduced spin fluctuations occur in the yz -plane. Furthermore, since the one-axis twisting is along the z -direction (1), we expect that the minimal spin fluctuations should be in z -direction, i.e. $\langle (\Delta \hat{J}_z(t))^2 \rangle \leq J/2$. Thus, we determine $\langle (\Delta \hat{J}_z(t))^2 \rangle = \langle \hat{J}_z^2(t) \rangle - \langle \hat{J}_z(t) \rangle^2$ with $\langle \hat{J}_z(t) \rangle = 0$, $\langle \hat{J}_z^2(0) \rangle = J/2$, so the squeezing parameter along the z -direction turns out to be

$$\xi_{s,z} = \sqrt{\frac{2[J_1(t) + J_2(t) + J_3(t)]}{J}}. \quad (39)$$

The squeezing parameter along the y -direction can be derived in an analogous manner from Eqns. (4), (35) and (38), which reads

$$\xi_{s,y} = \sqrt{\frac{2[L_1(t) + L_2(t) + L_3(t)]}{J}}. \quad (40)$$

The explicit expressions for $L_1(t)$, $L_2(t)$ and $L_3(t)$ are given in Appendix A. It thus follows from our perturbative results (39) and (40) that spin squeezing occurs in z -direction only and there is complete absence of spin squeezing along y -direction, i.e. $\xi_{s,y} > 1$.

Note that the corresponding expression for the squeezing parameter under the frozen spin approximation along the z -direction is found from Eqns. (9) and (38) as

$$\xi_{s,z}^{\text{fs}} = \sqrt{\cos^2 \omega_{\text{fs}} t + \frac{\Omega^2}{\omega_{\text{fs}}^2} \sin^2 \omega_{\text{fs}} t}. \quad (41)$$

We notice correspondingly the squeezing parameter under the frozen spin approximation along the y -direction is found from Eqns. (11) and (38) as

$$\xi_{s,y}^{\text{fs}} = \sqrt{\cos^2 \omega_{\text{fs}} t + \frac{\omega_{\text{fs}}^2}{\Omega^2} \sin^2 \omega_{\text{fs}} t}. \quad (42)$$

In analogy to Section II. C, $\xi_{s,z}^{\text{fs}}$ and $\xi_{s,y}^{\text{fs}}$ in (41) and (42) follow in the limit $\Omega \gg \kappa$ and $J \gg 1$ from ξ_s in (39) and (40). Furthermore, we conclude from (41) and (42) due to $\Omega_{\text{fs}} \gg \kappa$ according to (10) that also within the frozen spin approximation spin squeezing only occurs in z -direction.

IV. NUMERICAL SOLUTION AND RESULTS

After having determined a perturbative solution in the previous section, we now describe the exact numerical solution of the time-dependent Schrödinger equation governed by the Hamiltonian (1). In our work we assume positive Ω and κ , the latter corresponding to a repulsive inter- and intra-species interaction. The state vector at any time t can be expanded as $|\psi(t)\rangle = \sum_{m=-J}^{+J} c_m(t)|J, m\rangle$. The corresponding amplitudes $c_m(t)$ obey the time-dependent Schrödinger equation

$$i \frac{dc_m(t)}{dt} = 2\kappa m^2 c_m(t) + \zeta_m c_{m-1}(t) + \zeta_{-m} c_{m+1}(t), \quad (43)$$

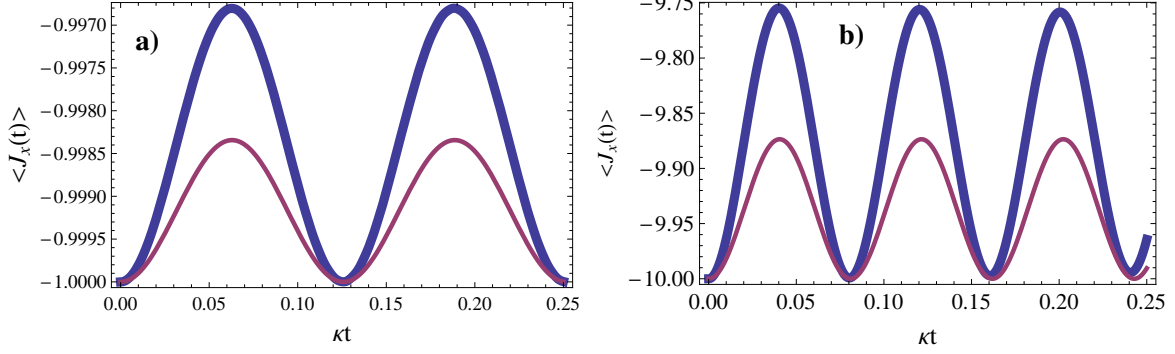


Figure 1: (color online) Expectation value $\langle \hat{J}_x(t) \rangle$ (a) for $J = 1$ and (b) $J = 10$ with $\Omega/\kappa = 25$ as a function of time in units of κ . Thick blue line depicts the numerics and thin red line represents the perturbative result (36).

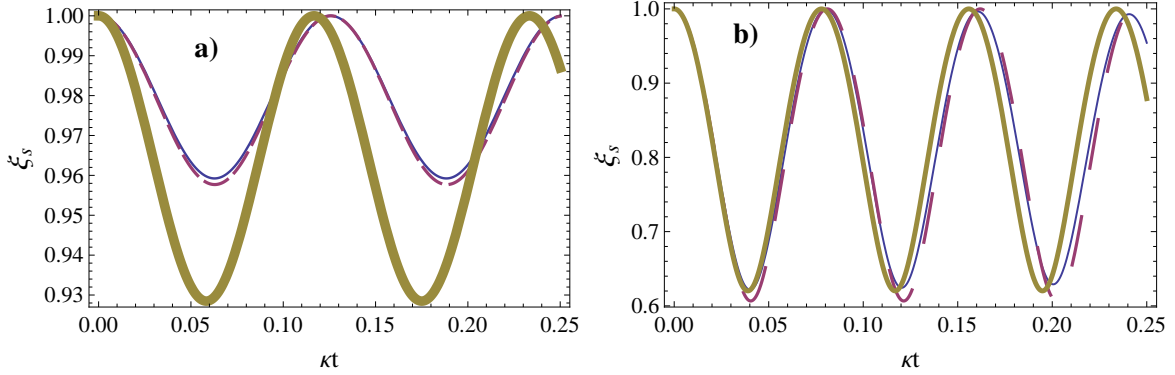


Figure 2: (color online) Squeezing parameter (a) for $J = 1$ and (b) $J = 10$ with $\Omega/\kappa = 25$ as a function of time in units of κ . Thin blue line denotes the numerics, thin dashed purple line stands for the perturbative corrected result (39), and thick line is the frozen spin approximation (41).

where we have introduced $\zeta_m = \frac{\Omega}{2} \sqrt{(J+m)(J-m+1)}$ with $\zeta_{-J} = 0$ and $\zeta_{\pm m} = \zeta_{\mp m+1}$. We consider that the spin system starts from the lowest eigenstate $|J, m_x = -J\rangle$ of \hat{J}_x , i.e., $\hat{J}_x|J, m_x = -J\rangle = -J|J, m_x = -J\rangle$. The resulting amplitudes of the initial state read

$$c_m(0) = \frac{(-1)^{J+m}}{2^J} \sqrt{\frac{(2J)!}{(J-m)!(J+m)!}} \quad (44)$$

and satisfy $c_{-m}(0) = c_m(0)$ for even total number of atoms, i.e. $N = 2J$ and $c_{-m}(0) = -c_m(0)$ for odd total number of particles. This yields initially the expectation value $\langle \hat{J}_z(0) \rangle = 0$ and the variance $\langle \hat{J}_z^2(0) \rangle = J/2$. The symmetry properties of $\zeta_{\pm m}$ and $c_m(0)$ lead to $c_{-m}(t) = \pm c_m(t)$ and to the time dependent expectation values $\langle \hat{J}_y(t) \rangle = \langle \hat{J}_z(t) \rangle = 0$ as well as $\langle \hat{J}_x(t) \rangle \neq 0$. This implies that the mean spin always points along the x -axis.

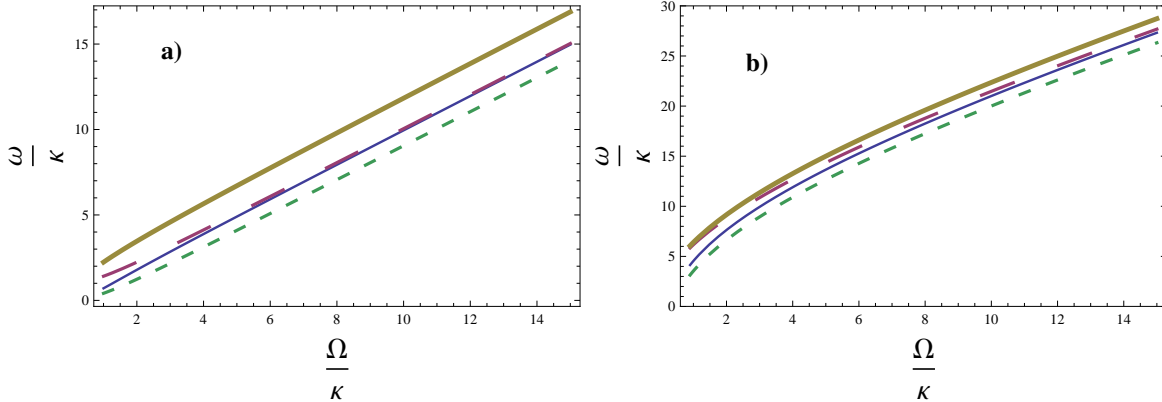


Figure 3: (color online) Frequency of $\langle \hat{J}_x(t) \rangle$ in the units of κ as a function of Ω/κ for $J = 1$ (Plot a) and $J = 10$ (Plot b). Thick line is the frozen spin approximation (10), long-dashed purple line is the zeroth order result (20), thin blue line is the perturbative corrected result (37) and short-dashed blue line is the numerics.

In Fig. 1, we compare the expression for $\langle \hat{J}_x(t) \rangle$ as a function of dimensionless time obtained from our perturbative result of Eq. (36) with that obtained from exact numerics. We observe that the numerics and the perturbative corrected result turn out to agree better for smaller J .

In Fig. 2, we compare the results for the squeezing parameter along the z -axis obtained from the Heisenberg operator method (39), exact numerics and that obtained from frozen spin approximation (41) for the two values of $J = 1$ and $J = 10$. Notably, the operator method result matches very well with the numerical data. For $J = 1$, the frozen spin approximation result differs significantly from both the numerics and the Heisenberg operator method results, while for $J = 10$ the match is much better. Thus, the perturbative result matches almost exactly with the numerics for both small and large J . For large J , the frozen spin approximation result approaches the numerical result. The results obtained in Fig. 2 illustrate the accuracy and effectiveness of our analytical perturbative operator method.

In order to compare further the various results, we have plotted the frequency of $\langle \hat{J}_x(t) \rangle$ as a function of Ω/κ in Fig. 3. As evident from Fig. 3, the perturbative corrected result (37) is closest to the numerics while the frozen spin approximation (10) deviates much from the numerical result. For large Ω it turns out that the zeroth order (20) and the perturbative corrected result (37) match, while for low Ω , the perturbative result (37) matches better with the numerics.

V. CONCLUSIONS

The expression for the spin squeezing parameter is evaluated by solving the one-axis twisting Hamiltonian (1) using the quantum mechanical perturbative operator method. We have demonstrated that the results obtained from the Heisenberg operator method coincide much better with that obtained from numerical results as compared to the frozen spin approximation results [22]. This finding nourishes the prospect that the Heisenberg operator method might turn out to be useful for analyzing also other spin squeezing dynamics.

Acknowledgments

A. Bhattacharjee acknowledges financial support from the University Grants Commission, New Delhi under the UGC-Faculty Recharge Programme and the German Academic Exchange Service (DAAD) fellowship to pursue joint research at the Technical University of Kaiserslautern, Germany. A. Bhattacharjee is also grateful to Sebastian Eggert for giving the opportunity to work in his group at the Technical University of Kaiserslautern, Germany. D. Sharma acknowledges financial support from the Jawaharlal Nehru University under the university scholarship scheme. This work was also supported by the German Research Foundation (DFG) via the Collaborative Research Center SFB/TR 49.

VI. APPENDIX A

Here we list the expressions, which appear in the expectation value (36) and the squeezing parameters along the z and y -directions in (39) and (40) respectively:

$$J_1(t) = \frac{J}{2} \left\{ \cos^2 \omega_{\text{eff}} t + \left[\frac{(\Omega - \kappa)^2}{\omega_{\text{eff}}^2} \left(1 - \frac{(3J - 1)\kappa^2}{\omega_{\text{eff}}^2} \right)^2 + \frac{(2J - 1)(3J + 3)(\Omega - \kappa)^2 \kappa^4}{\omega_{\text{eff}}^6} \right] \sin^2 \omega_{\text{eff}} t \right\}, \quad (45)$$

$$J_2(t) = \frac{J}{8} \left[-f_1^3(3J - 1) + g_1^3(J - 1) - f_1 g_1^2(3J - 1) \right]^2 + \left[(f_1^3 - g_1^3 - 3f_1 g_1^2)^2 \right] (2J - 1)(3J + 3) + f_1^4 g_1^2 \frac{J}{8} \left[(7J - 3)^2 + 9(2J - 1)(3J + 3) \right], \quad (46)$$

$$J_3(t) = F_1 \cos^2 \omega_{\text{eff}} t + G_1 \sin^2 \omega_{\text{eff}} t, \quad (47)$$

$$L_1(t) = \frac{J}{2} \left\{ \left[1 + \left(\frac{\kappa^6}{\Omega^2} + \kappa^4 \right) \frac{15J^2 - 3J - 2}{\omega^4} \right] \cos^2 \omega_{\text{eff}} t \right\} \\ + \frac{J}{2} \left\{ \left[\frac{(\kappa^2 - \omega^2)^2}{\omega^2 \Omega^2} + \frac{\kappa^2}{\Omega^2} + \kappa^6 \frac{(15J^2 - 3J - 2)}{\omega^6} \right] \sin^2 \omega_{\text{eff}} t \right\}, \quad (48)$$

$$L_2(t) = \frac{9\kappa^2}{\Omega^2} J_2(t), \quad (49)$$

$$L_3(t) = \left[\frac{(\omega^2 - \kappa^2)^2}{\omega^2 \Omega^2} F_1 + \frac{9\kappa^4}{\omega^2 \Omega^2} F_1 + \frac{\omega^2}{\Omega^2} G_1 \right] \sin^2 \omega_{\text{eff}} t + \left[\frac{9\kappa^2}{\Omega^2} F_1 + \frac{\kappa^2}{\Omega^2} G_1 \right] \cos^2 \omega_{\text{eff}} t. \quad (50)$$

The respective abbreviations in (46),(47) and (50) are given by

$$f_1 = \sqrt{\alpha_1^2 \cos^2 \omega_{\text{eff}} t + \beta_1^2 \sin^2 \omega_{\text{eff}} t}, \quad (51)$$

$$g_1 = \sqrt{\alpha_2^2 \cos^2 \omega_{\text{eff}} t + \beta_2^2 \sin^2 \omega_{\text{eff}} t}, \quad (52)$$

$$F_1 = \frac{J}{8} \left[-\alpha_1^3 (3J - 1) + \alpha_2^3 (J - 1) - \alpha_1 \alpha_2^2 (3J - 1) \right]^2 \\ + (\alpha_1^3 - \alpha_2^3 - 3\alpha_1 \alpha_2^2)^2 (2J - 1)(3J + 3) + \frac{J}{8} \alpha_1^4 \alpha_2^2 \left[(7J - 3)^2 + 9(2J - 1)(3J + 3) \right], \quad (53)$$

$$G_1 = \frac{J}{8} (4\alpha_1^3 \beta_1 \alpha_2^2 + 2\alpha_1^4 \alpha_2 \beta_2) \left[(7J - 3)^2 - 9(2J - 1)(3J + 3) \right] \\ + \frac{J}{8} \left[-3\alpha_1^2 \beta_1 (3J - 1) + 3\alpha_2^2 \beta_2 (J - 1) - (\beta_1 \alpha_2^2 + 2\alpha_1 \alpha_2 \beta_2)(3J - 1) \right]^2 \\ + (3\alpha_1^2 \beta_1 - 3\alpha_2^2 \beta_2 - 3\beta_1 \alpha_2^2 - 6\alpha_1 \alpha_2 \beta_2)^2 (2J - 1)(3J + 3), \quad (54)$$

where we have

$$\alpha_1 = \frac{28\kappa^2}{25\kappa^2 - 4\omega_{\text{eff}}^2}, \alpha_2 = \frac{8\Omega\kappa}{25\kappa^2 - 4\omega_{\text{eff}}^2}, \beta_1 = \frac{-4\kappa(5\kappa^2 + 2\omega_{\text{eff}}^2)}{\omega_{\text{eff}}(25\kappa^2 - 4\omega_{\text{eff}}^2)}, \beta_2 = \frac{20\Omega\kappa^2}{\omega_{\text{eff}}(25\kappa^2 - 4\omega_{\text{eff}}^2)}. \quad (55)$$

- [2] J. Ma, X. Wang, C. P. Sun, and F. Nori, *Phys. Rep.* **509**, 89 (2011).
- [3] D. J. Wineland, J. J. Bollinger, W. M. Itano, F. L. Moore, and D. J. Heinzen, *Phys. Rev. A* **46**, R6797 (1992).
- [4] D. J. Wineland, J.J. Bollinger, W. M. Itano, and D. J. Heinzen, *Phys. Rev. A* **50**, 67 (1994).
- [5] E. S. Polzik, *Nature* **453**, 45 (2008).
- [6] A. D. Cronin, J. Schmiedmayer, and D. E. Pritchard, *Rev. Mod. Phys.* **81**, 1051 (2009).
- [7] A. Sorensen, L. M. Duan, J. I. Cirac, and P. Zoller, *Nature* **409**, 63 (2001).
- [8] N. Bigelow, *Nature* **409**, 27 (2001).
- [9] O. Guehne and G. Toth, *Phys. Rep.* **474**, 1 (2009).
- [10] M. Kitagawa and M. Ueda, *Phys. Rev. A* **47**, 5138 (1993).
- [11] Q. A. Turchette, C. S. Wood, B. E. King, C. J. Myatt, D. Leibfried, W. M. Itano, C. Monroe, and D. J. Wineland, *Phys. Rev. Lett.* **81**, 3631 (1998).
- [12] V. Meyer, M. A. Rowe, D. Kielpinski, C. A. Sackett, W. M. Itano, C. Monroe, and D. J. Wineland, *Phys. Rev. Lett.* **86**, 5870 (2001).
- [13] D. Leibfried, M. D. Barrett, T. Schaetz, J. Britton, J. Chiaverini, W. M. Itano, J. D. Jost, C. Langer, D. J. Wineland, *Science* **304**, 1476 (2004).
- [14] X. Wang and B. C. Sanders, *Phys. Rev. A* **68**, 012101 (2003).
- [15] J. K. Korbicz, J. I. Cirac, and M. Lewenstein, *Phys. Rev. Lett.* **95**, 120502 (2005).
- [16] S. Yi and H. Pu, *Phys. Rev. A* **73**, 023602 (2006).
- [17] C. Orzel, A. K. Tuchman, M. L. Fenselau, M. Yasuda, and M. A. Kasevich, *Science* **291**, 2386 (2001).
- [18] M. F. Riedel, *Nature* **464**, 1170 (2010).
- [19] J. Estevee, C. Gross, A. Weller, S. Giovanazzi, and M. K. Oberthaler, *Nature* **455**, 1216 (2008).
- [20] W. Muessel, H. Strobel, D. Linnemann, T. Zibold, B. Juliá-Díaz, and M. K. Oberthaler, *Phys. Rev. A* **92**, 023603 (2015).
- [21] M. Jaaskelainen and P. Meystre, *Phys. Rev. A* **73**, 013602 (2006).
- [22] C. K. Law, H. T. Ng, and P. T. Leung, *Phys. Rev. A* **63**, 055601 (2001).
- [23] G. R. Jin and S. W. Kim, *Phys. Rev. A* **76**, 043621 (2007).
- [24] G. R. Jin and C. K. Law, *Phys. Rev. A* **78**, 063620 (2008).
- [25] G. R. Jin, X. W. Wang, and Y. W. Lu, *J. Phys. B: At. Mol. Opt. Phys.* **43**, 045301 (2010).
- [26] A. B. Bhattacharjee, V. Ranjan, and M. Mohan, *Int. J. Mod. Phys. B* **17**, 2579 (2003).
- [27] Z. W. Bian and X. B. Lai, *Int. J. Theo. Phys.* **52**, 3922 (2013).
- [28] G. J. Hu and X. X. Hu, *Int. J. Theo. Phys.* **53**, 533 (2014).
- [29] S. S. Li, H.G. Yi and R. H. Chen, *Int. J. Theo. Phys.* **52**, 1175 (2013).
- [30] J. Vidal, G. Palacios, and C. Aslangul, *Phys. Rev. A* **70**, 062304 (2004).
- [31] Y. H. Jiang and S. S. Li, *Int. J. Theo. Phys.* **52**, 2826 (2013).
- [32] D. Kajtoch and E. Witkowska, *Phys. Rev. A* **93**, 023627 (2016).
- [33] G. Chen, X. Wang, J. Q. Liang, and Z. D. Wang, *Phys. Rev. A* **78**, 023634 (2008).

- [34] N. N. Bogoliubov, and Y. A. Mitropolsky, *Asymptotic Methods in the Theory of Non-Linear Oscillations*, Gordon and Breach, New York, 1961.
- [35] N. Minorsky, *Nonlinear Oscillation*, Van Nostrand, Princeton, 1962.
- [36] R. Mickens, *Introduction to Nonlinear Oscillations*, Cambridge University Press, Cambridge, 1981.
- [37] A. Pelster, H. Kleinert, and M. Schanz, *Phys. Rev. E* **67**, 016604 (2003).
- [38] I. Vidanovic, A. Balaž, H. Al-Jibbouri, and A. Pelster, *Phys. Rev. A* **84**, 013618 (2011).
- [39] H. Al-Jibbouri, I. Vidanovic, A. Balaž, and A. Pelster, *J. Phys. B* **46**, 065303 (2013).