

Ab initio nuclear many-body perturbation calculations in the Hartree-Fock basis

B. S. Hu (),¹ F. R. Xu (),^{1,*} Z. H. Sun (),¹ J. P. Vary,² and T. Li ()¹

¹*State Key Laboratory of Nuclear Physics and Technology,
School of Physics, Peking University, Beijing 100871, China*

²*Department of Physics and Astronomy,
Iowa State University, Ames, Iowa 50011, USA*

(Dated: June 8, 2021)

Abstract

Starting from realistic nuclear forces, the chiral N³LO and JISP16, we have applied many-body perturbation theory (MBPT) to the structure of closed-shell nuclei, ⁴He and ¹⁶O. The two-body N³LO interaction is softened by a similarity renormalization group transformation while JISP16 is adopted without renormalization. The MBPT calculations are performed within the Hartree-Fock (HF) bases. The angular momentum coupled scheme is used, which can reduce the computational task. Corrections up to the third order in energy and up to the second order in radius are evaluated. Higher-order corrections in the HF basis are small relative to the leading-order perturbative result. Using the anti-symmetrized Goldstone diagram expansions of the wave function, we directly correct the one-body density for the calculation of the radius, rather than calculate corrections to the occupation probabilities of single-particle orbits as found in other treatments. We compare our results with other methods where available and find good agreement. This supports the conclusion that our methods produce reasonably converged results with these interactions. We also compare our results with experimental data.

PACS numbers: 21.60.De, 21.30.Fe, 21.10.Dr, 21.10.Ft

* frxu@pku.edu.cn

I. INTRODUCTION

A fundamental and challenging problem in nuclear structure theory is the calculation of finite nuclei starting from realistic nucleon-nucleon (NN) interactions. The realistic nuclear forces, such as CD-Bonn [1], Nijmegen [2], Argonne V18 (AV18) [3], INOY [4] and chiral potential [5, 6], contain strong short-range correlations which cause convergence problems in the calculations of nuclear structures. To deal with the strong short-range correlations and speed up the convergence, realistic forces are usually processed by certain renormalizations. A traditional approach is the G-matrix renormalization in the Brueckner-Bethe-Goldstone theory [7–9] in which all particle ladder diagrams are summed. Recently, a new class of renormalization methods has been developed, including $V_{\text{low-}k}$ [10, 11], Similarity Renormalization Group (SRG) [12], Okubo-Lee-Suzuki [13–18] and Unitary Correlation Operator Method (UCOM) [19, 20]. The renormalizations soften realistic NN interactions and generate effective Hamiltonians, while all symmetries and observables are preserved in the low-energy domain. The renormalization process also generates effective multi-nucleon interactions (sometimes called "induced" interactions) that are typically dropped for four or more nucleons interacting simultaneously. We will neglect three-nucleon and higher multi-nucleon interactions both "bare" and "induced". There is another class of "bare" NN forces which are sufficiently soft that they can be used without renormalization, e.g., the JISP interaction which is obtained by the J -matrix inverse scattering technique [21–23]. These interactions can often be used directly for nuclear structure calculations.

A renormalized NN interaction should retain its description of the experimental phase shifts up to a cutoff. At the same time, the renormalized interaction provides better convergence in nuclear structure calculations without involving parameter refitting or additional parameters. The calculations based on realistic forces are called *ab initio* methods when they retain predictive power and accurate treatment of the first principles of quantum mechanics. There have been several *ab initio* many-body methods, such as No-Core Shell Model (NCSM) [24–28], Green's Function Monte Carlo (GFMC) [29–32] and Coupled Cluster (CC) [33–35]. However, due to the limit of computer capability, the NCSM and GFMC calculations are currently limited to light nuclei (e.g., $\leq^{16}\text{O}$), while the CC calculations are limited to nuclei near double closed shells.

While renormalization methods typically address short-range correlations, the Hartree-

Fock (HF) approach is used to treat long-range correlations. However, the conventional HF method that takes only one Slater determinant describes the motion of nucleons in the average field of other nucleons and neglects higher-order correlations. For a phenomenological potential, one can adjust parameters to improve the agreement of the HF results with data. For realistic NN interactions, one needs to go beyond the HF approach to include the intermediate-range correlations which are missing in the lowest order HF approach. The many-body perturbation theory (MBPT) is a powerful tool to include the missing correlations [36–39]. The perturbation method starts from a solvable mean-field problem and derives a correlated perturbed solution. The most well-known perturbation expansions are the Brillouin-Wigner (BW) [40, 41] and Rayleigh-Schrödinger (RS) [42, 43] methods. MBPT calculations are usually performed with an order-by-order expansion represented in the form of groups of diagrams [36]. The diagrams of MBPT proliferate as one goes to higher orders but some techniques, such as those introduced by Bruekner [44], lead to useful cancellations of entire classes of diagrams. This leads to the linked-diagram theorem which simplifies greatly perturbation calculations up to high orders. Goldstone first proved the theorem valid to all orders in the non-degenerate case [8]. Later, the theorem was extended to the degenerate case [45–48]. The linked-diagram theorem in the degenerate case is often referred to as the folded-diagram method.

Some recent works [37–39] show that the MBPT corrections to HF can significantly improve calculations which were based on realistic forces. The authors used different renormalization schemes, $V_{\text{low-}k}$, OLS and UCOM, and obtained the convergence of low-order MBPT calculations [37–39]. In the present work, we perform similar MBPT calculations with the SRG-renormalized chiral $N^3\text{LO}$ potential [5, 6] and the “bare” JISP16 interaction [21–23]. We also calculate the MBPT corrections to the nuclear radius with the anti-symmetrized Goldstone (ASG) diagrams of the one-body density (up to the second order). We note that, in Ref. [37], the same ASG diagrams for the corrections to energy were used for the corrections to the radius. In Refs. [38, 39], corrections to the radius were approximated through corrections to occupation probabilities. In order to reduce computational task, we calculate the diagrams in the angular momentum coupling representation. Our MBPT corrections to energy are up to the third order, while our MBPT corrections to the radius are up to the second order.

II. THEORETICAL FRAMEWORK

A. The effective Hamiltonian

The intrinsic Hamiltonian of the A -nucleon system used in this work reads

$$\hat{H} = \sum_{i < j}^A \frac{(\vec{p}_i - \vec{p}_j)^2}{2mA} + \sum_{i < j}^A V_{NN,ij}, \quad (1)$$

where the notation is standard. The first term on the right is the intrinsic kinetic energy, and $V_{NN,ij}$ is the NN interaction including the Coulomb interaction between the protons. We do not include a three-body interaction. In the present work, two different NN interactions have been adopted for comparison. One is the chiral potential $N^3\text{LO}$ developed by Entem and Machleidt [5]. Another one is the “bare” interaction JISP16 [21–23].

The $N^3\text{LO}$ potential is renormalized by using the SRG technique to soften the short-range repulsion and short-range tensor components. The SRG method is based on a continuous unitary transformation that suppresses off-diagonal matrix elements and drives the Hamiltonian towards a band-diagonal form [12]. The process leads to high- and low-momentum parts of the Hamiltonian being decoupled. This implies that the renormalized potential becomes softer and more perturbative than the original one. In principle, the SRG method generates three-body, four-body, etc., effective interactions. We neglect these induced terms for the purposes of examining the similarities and differences of results with NN interactions alone. After the renormalization, the Coulomb interaction between protons is added.

The “bare” JISP16 interaction is obtained by the phase-equivalent transformations of the J -matrix inverse scattering potential. The parameters are determined by fitting to not only the NN scattering data but also the binding energies and spectra of nuclei with $A \leq 16$ [23]. In the JISP16 potential, the off-shell freedom is exploited to improve the description of light nuclei by phase-equivalent transformations. Polyzoou and Glockle [49] have shown that changing the off-shell properties of the two-body potential is equivalent to adding many-body interactions. Therefore, the phase-equivalent transformation can minimize the need of three-body interactions. The “bare” JISP16 interaction has been used extensively and successfully in configuration interaction calculations of light nuclei [50, 51] and in nuclear matter [52].

B. Spherical Hartree-Fock formulation

With the effective Hamiltonian established, we first perform the HF calculation and then calculate the MBPT corrections to the HF result. For simplicity of computational effort, we limit our investigations here to the spherical, closed-shell, nuclei ${}^4\text{He}$ and ${}^{16}\text{O}$. These systems are sufficient to gain initial insights into the convergence rates of the ground-state energy and radius with these realistic interactions.

The spherical symmetry preserves the quantum numbers of the orbital angular momentum (l), the total angular momentum (j) and its projection (m_j) for the HF single-particle states. In the spherical harmonic oscillator (HO) basis $|nljm_jm_t\rangle$, the HF single-particle state $|\alpha\rangle$ can be written as

$$|\alpha\rangle = |\nu l j m_j m_t\rangle = \sum_n D_n^{(\nu l j m_j m_t)} |nljm_jm_t\rangle, \quad (2)$$

where the labels are standard with n and m_t for the radial quantum number of the HO basis and isospin projection, respectively. The HF wave function for the A -body nucleus is then represented by an anti-symmetrized Slater determinant constructed with the HF single-particle states. By varying the HF energy expectation value (with respect to the coefficients $D_n^{(\nu l j m_j m_t)}$), we obtain the HF single-particle eigen equations,

$$\sum_{n_2} h_{n_1 n_2}^{(l j m_j m_t)} D_{n_2}^{(\nu l j m_j m_t)} = \varepsilon_{\nu l j m_j m_t} D_{n_1}^{(\nu l j m_j m_t)}, \quad (3)$$

where $\varepsilon_{\nu l j m_j m_t}$ represents the HF single-particle eigen energies, and $h_{n_1 n_2}^{(l j m_j m_t)}$ designates the matrix elements of the HF single-particle Hamiltonian given by

$$h_{n_1 n_2}^{(l j m_j m_t)} = \sum_{l' j' m'_j m'_t} \sum_{n'_1 n'_2} H_{n_1 n'_1 n_2 n'_2}^{(l j m_j m_t; l' j' m'_j m'_t)} \rho_{n'_1 n'_2}^{(l' j' m'_j m'_t)}, \quad (4)$$

where $H_{n_1 n'_1 n_2 n'_2}^{(l j m_j m_t; l' j' m'_j m'_t)}$ and $\rho_{n'_1 n'_2}^{(l' j' m'_j m'_t)}$ are the matrix elements of the two-body effective Hamiltonian \hat{H} and one-body density, respectively. They can be written

$$H_{n_1 n'_1 n_2 n'_2}^{(l j m_j m_t; l' j' m'_j m'_t)} = \langle n_1 l j m_j m_t, n'_1 l' j' m'_j m'_t | \hat{H} | n_2 l j m_j m_t, n'_2 l' j' m'_j m'_t \rangle \quad (5)$$

and

$$\rho_{n'_1 n'_2}^{(l' j' m'_j m'_t)} = \sum_u \mathcal{N}^{(ul' j' m'_j m'_t)} D_{n'_1}^{*(ul' j' m'_j m'_t)} D_{n'_2}^{(ul' j' m'_j m'_t)}, \quad (6)$$

where $\mathcal{N}^{(\mu'j'm'_t)}$ is the occupation number of the HF single-particle orbit, i.e., $\mathcal{N}^{(\mu'j'm'_t)} = 1$ (occupied) or 0 (unoccupied).

In practice, we diagonalize the following equation to solve the HF single-particle eigenvalue problem

$$\sum_{n_2} \left[\sum_{n'_1 n'_2} \sum_{l'j'm'_t} H_{n_1 n'_1, n_2 n'_2}^{(ljm_t, l'j'm'_t)} \rho_{n'_1 n'_2}^{(l'j'm'_t)} \right] D_{n_2}^{(\nu l j m_t)} = \varepsilon_{\nu l j m_t} D_{n_1}^{(\nu l j m_t)}. \quad (7)$$

This is a nonlinear equation with respect to variational coefficients $D_n^{(\nu l j m_t)}$. In the spherical closed shell, the HF single-particle eigenvalues are independent of the magnetic quantum number m_j , which leads to a $2j + 1$ degeneracy. In this case, we can rewrite the eigenvalues by omitting m_j , i.e., $D_n^{(\nu l j m_t)} = D_n^{(\nu l j m_j m_t)}$ and $\varepsilon_{\nu l j m_t} = \varepsilon_{\nu l j m_j m_t}$. Then we can simplify Eq. (7) in the angular momentum coupled representation as follows[39],

$$\begin{aligned} & \sum_{n_2} \left[\sum_{n'_1 n'_2} \sum_{l'j'm'_t} \sum_J \frac{2J+1}{(2j+1)(2j'+1)} \sqrt{1+\delta_{k_1 k'_1}} \sqrt{1+\delta_{k_2 k'_2}} \right. \\ & \times \left. \left\langle n_1 l j m_t, n'_1 l' j' m'_t; J | \hat{H} | n_2 l j m_t, n'_2 l' j' m'_t; J \right\rangle \rho_{n'_1 n'_2}^{(l'j'm'_t)} \right] \\ & \times D_{n_2}^{(\nu l j m_t)} = \varepsilon_{\nu l j m_t} D_{n_1}^{(\nu l j m_t)} \end{aligned} \quad (8)$$

with $\delta_{kk'} = \delta_{nn'} \delta_{ll'} \delta_{jj'} \delta_{m_t m'_t}$ and one-body density matrix

$$\rho_{n'_1 n'_2}^{(l'j'm'_t)} = \sum_{\mu} O^{(\mu'j'm'_t)} D_{n'_1}^{*(\mu'j'm'_t)} D_{n'_2}^{(\mu'j'm'_t)}, \quad (9)$$

where $O^{(\mu'j'm'_t)}$ is the number of the occupied magnetic subshell, i.e., $O^{(\mu'j'm'_t)} = 2j' + 1$ (occupied) or 0 (unoccupied).

C. Rayleigh-Schrödinger perturbation theory

We can separate the A -nucleon Hamiltonian Eq. (1) into a zero-order part \hat{H}_0 and a perturbation \hat{V} ,

$$\hat{H} = \hat{H}_0 + (\hat{H} - \hat{H}_0) = \hat{H}_0 + \hat{V}. \quad (10)$$

The exact solutions of the A -nucleon system are

$$\hat{H}\Psi_n = E_n \Psi_n, \quad n = 0, 1, 2, \dots \quad (11)$$

For the zero-order part, we write

$$\hat{H}_0 \Phi_n = E_n^{(0)} \Phi_n, \quad n = 0, 1, 2, \dots \quad (12)$$

If we choose the HF single-particle Hamiltonian Eq. (4) as H_0 , the zero-order energy $E_0^{(0)}$ is simply the summation of the single-particle energies up to the Fermi level. In the present work, we only investigate the ground states of closed-shell nuclei. For simplicity, we denote the ground-state energy E_0 and wave function Ψ_0 by E and Ψ , respectively, omitting the subscript. For the ground state ($n = 0$), we formulate the Rayleigh-Schrödinger perturbation theory (RSPT), as follows,

$$\chi = \Psi - \Phi_0, \quad (13)$$

$$\Delta E = E - E^{(0)}, \quad (14)$$

$$\Psi = \sum_{m=0}^{\infty} [\hat{R}_0(E^{(0)})(\hat{V} - \Delta E)]^m \Phi_0, \quad (15)$$

$$\Delta E = \sum_{m=0}^{\infty} \langle \Phi_0 | \hat{V} [\hat{R}_0(E^{(0)})(\hat{V} - \Delta E)]^m | \Phi_0 \rangle, \quad (16)$$

where $\hat{R}_0 = \sum_{i \neq 0} \frac{|\Phi_i\rangle\langle\Phi_i|}{E_0^{(0)} - E_i^{(0)}}$ is called the resolvent of \hat{H}_0 . Here we use intermediate normalization

$$\begin{aligned} \langle \Phi_n | \Phi_n \rangle &= 1, & \langle \chi_n | \Phi_n \rangle &= 0, \\ \langle \Psi_n | \Phi_n \rangle &= 1, & \langle \Psi_n | \Psi_n \rangle &= 1 + \langle \chi_n | \chi_n \rangle. \end{aligned} \quad (17)$$

Arranging the above expressions according to the perturbation orders of \hat{V} , we have

$$E = E^{(0)} + E^{(1)} + E^{(2)} + E^{(3)} + \dots \quad (18)$$

The first-, second-, third-order corrections are

$$E^{(1)} = \langle \Phi_0 | \hat{V} | \Phi_0 \rangle, \quad (19)$$

$$E^{(2)} = \langle \Phi_0 | \hat{V} \hat{R}_0 \hat{V} | \Phi_0 \rangle, \quad (20)$$

$$E^{(3)} = \langle \Phi_0 | \hat{V} \hat{R}_0 (\hat{V} - \langle \Phi_0 | \hat{V} | \Phi_0 \rangle) \hat{R}_0 \hat{V} | \Phi_0 \rangle. \quad (21)$$

Similarly, the wave function can be written in the perturbation scheme

$$\Psi = \Phi_0 + \Psi^{(1)} + \Psi^{(2)} + \dots \quad (22)$$

with

$$\Psi^{(1)} = \hat{R}_0 \hat{V} |\Phi_0\rangle \quad (23)$$

and

$$\Psi^{(2)} = \hat{R}_0 (\hat{V} - E^{(1)}) \hat{R}_0 \hat{V} |\Phi_0\rangle \quad (24)$$

for the first- and second-order corrections to the wave function, respectively. We can use the diagrammatic approach to describe various terms in RSPT. The ASG diagrams are the most commonly-used method of the diagrammatic representation.

D. Diagrammatic expansion for Rayleigh-Schrödinger perturbation theory in the Hartree-Fock basis

If we choose the HF Hamiltonian as an auxiliary zero-order one-body Hamiltonian \hat{H}_0 , many of the ASG diagrams are cancelled [36]. Only a small number of low-order ASG diagrams for RSPT remain. In this subsection, we give the remaining AGS diagrams for the energy and wave function written in the standard perturbation theory [53]. We consider corrections up to third order for the energy and second order for the wave function. To evaluate other observables that can be expressed by one-body operators, we calculate the corrections up to second order for the one-body density. It has been shown that the corrections up to third order for the energy in the HF basis give well-converged results for soft interactions [54]. Spherical HF (SHF) produces degenerate single-particle states, so we can evaluate the vacuum-to-vacuum linked diagrams in angular momentum coupled representation [55] which is computationally efficient.

Fig. 1 displays the ASG diagrams corresponding to the first-, second- and third-order corrections to the energy in RSPT. The vertices, i.e., the dashed lines, represent \hat{H} in Eq. (1). The diagrams (a) and (b) are for $E^{(1)}$ and $E^{(2)}$, respectively, while the diagrams (c), (d) and (e) sum up for $E^{(3)}$. The zero-order energy $E^{(0)}$ is the simple summation of the HF single-particle energies up to the Fermi level, i.e., $E^{(0)} = \sum_{i=1}^A \varepsilon_i$, where ε_i represents the HF single-particle energy. The summation of the $E^{(0)}$ and $E^{(1)}$ gives the HF energy, i.e., $E_{\text{HF}} = E^{(0)} + E^{(1)} = \frac{1}{2} \sum_{i=1}^A \varepsilon_i$, since the initial Hamiltonian is entirely expressed in relative coordinates [38, 56].

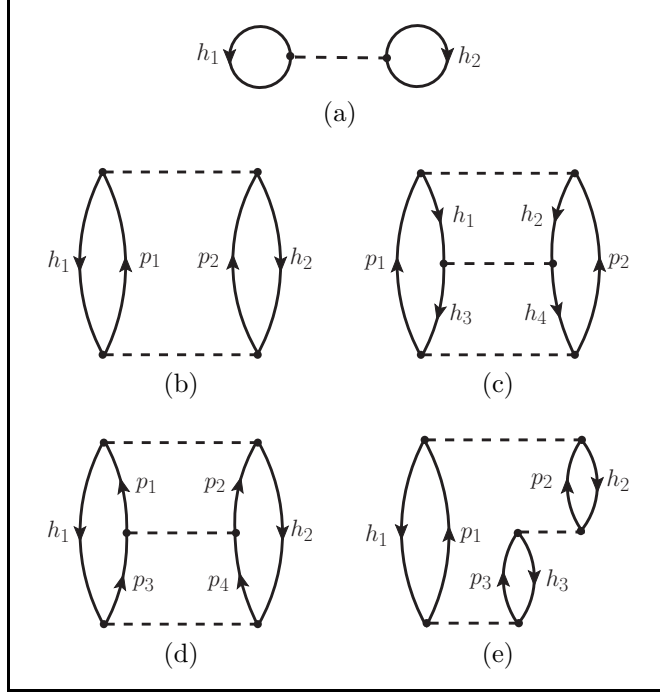


FIG. 1. The first-, second-, and third-order ASG diagrams of energy corrections in the RS expansion [37].

1. Corrections to the one-body density

MBPT corrections to the wave function bring configuration mixing. The convergence can be discussed in order-by-order perturbation calculations. Any observable that is expressed by one-body operators can be calculated by using the One-Body Density Matrix (OBDM). By definition, the local one-body density operator in an A -body Hilbert space is written as [57]

$$\hat{\rho}(\vec{r}) = \sum_{k=1}^A \delta^3(\vec{r} - \vec{r}_k) = \sum_{k=1}^A \frac{\delta(r - r_k)}{r^2} \sum_{lm} Y_{lm}^*(\hat{r}_k) Y_{lm}(\hat{r}), \quad (25)$$

where \hat{r} is the unit vector in the direction \vec{r} , and $Y_{lm}(\hat{r})$ is the spherical harmonic function.

We can write the density operator in the second quantization representation in the HO basis as

$$\begin{aligned} \hat{\rho}(\vec{r}) = & \sum_K \sum_{n_1 l_1 j_1} \sum_{n_2 l_2 j_2} \sum_{m_j} R_{n_1 l_1}(r) R_{n_2 l_2}(r) \frac{-Y_{K0}^*(\hat{r})}{\sqrt{2K+1}} \\ & \times \left\langle l_1 \frac{1}{2} j_1 \parallel Y_K \parallel l_2 \frac{1}{2} j_2 \right\rangle \langle j_1 m_j j_2 - m_j | K 0 \rangle \\ & \times (-1)^{j_2 + m_j} a_{n_1 l_1 j_1 m_j}^\dagger a_{n_2 l_2 j_2 m_j} \end{aligned} \quad (26)$$

with

$$\begin{aligned} \left\langle l_1 \frac{1}{2} j_1 \parallel Y_K \parallel l_2 \frac{1}{2} j_2 \right\rangle &= \frac{1}{\sqrt{4\pi}} \hat{j}_1 \hat{j}_2 \hat{l}_1 \hat{l}_2 (-1)^{j_1 + \frac{1}{2}} \langle l_1 0 l_2 0 \parallel K 0 \rangle \\ &\times \begin{Bmatrix} j_1 & j_2 & K \\ l_2 & l_1 & \frac{1}{2} \end{Bmatrix}. \end{aligned} \quad (27)$$

The R_{nl} 's are the radial components of the HO wave function. We use the Condon-Shortley convention for the Clebsch-Gordan coefficients. Since we are dealing with a spherically symmetric system ($K=0$), we can obtain a simple form,

$$\hat{\rho}(\vec{r}) = \sum_{n_1 n_2} \sum_{l_j m_j} \left[\frac{R_{n_1 l}(r) R_{n_2 l}(r)}{4\pi} \right] a_{n_1 l j m_j}^\dagger a_{n_2 l j m_j}. \quad (28)$$

By introducing the normally-ordered product relative to the SHF ground state $|\Phi_0\rangle$, the local one-body density operator can be written as

$$\hat{\rho}(\vec{r}) = \rho_0(\vec{r}) + \hat{\rho}_N = \rho_0(\vec{r}) + \sum_{i,j} \rho_{ij} : c_i^\dagger c_j :, \quad (29)$$

where $\rho_0(\vec{r}) = \langle \Phi_0 | \hat{\rho}(\vec{r}) | \Phi_0 \rangle$ gives the HF density, while $\hat{\rho}_N = \sum_{i,j} \rho_{ij} : c_i^\dagger c_j :$ brings corrections to the density. ρ_{ij} is the density matrix elements $\langle i | \rho(\vec{r}) | j \rangle$, and $: c_i^\dagger c_j :$ indicates the normally-ordered product of the creation and annihilation operators. It is required that all annihilation and creation operators which take $|\Phi_0\rangle$ to zero when acting on it are to the right of all other operators which do not take $|\Phi_0\rangle$ to zero. The expectation value of the density is obtained with the corrected wave function through Eq. (29). In the present work, we consider the first- and second-order wave function corrections.

The ASG diagrams for the first- and second-order corrections to the wave function [36] are displayed in Fig. 2. The first-order wave function diagram, i.e., panel (a) in Fig. 2, produces the second-order correction to the density. While diagrams (b) and (c) of the second-order wave function correction produce second-order corrections to the density, other diagrams of the second-order wave function correction contribute to higher-order corrections to the density. The first- and second-order wave function corrections which correct the density up to the second order can be written as

$$\begin{aligned} \Psi^{(1)} &= -\frac{1}{4} \sum_{h_1 h_2} \sum_{p_1 p_2} \frac{\langle p_1 p_2 | \hat{H} | h_1 h_2 \rangle}{(\varepsilon_{h_1} + \varepsilon_{h_2} - \varepsilon_{p_1} - \varepsilon_{p_2})} \\ &\times (c_{p_1}^\dagger c_{p_2}^\dagger c_{h_2} c_{h_1} | \Phi_0 \rangle), \end{aligned} \quad (30)$$

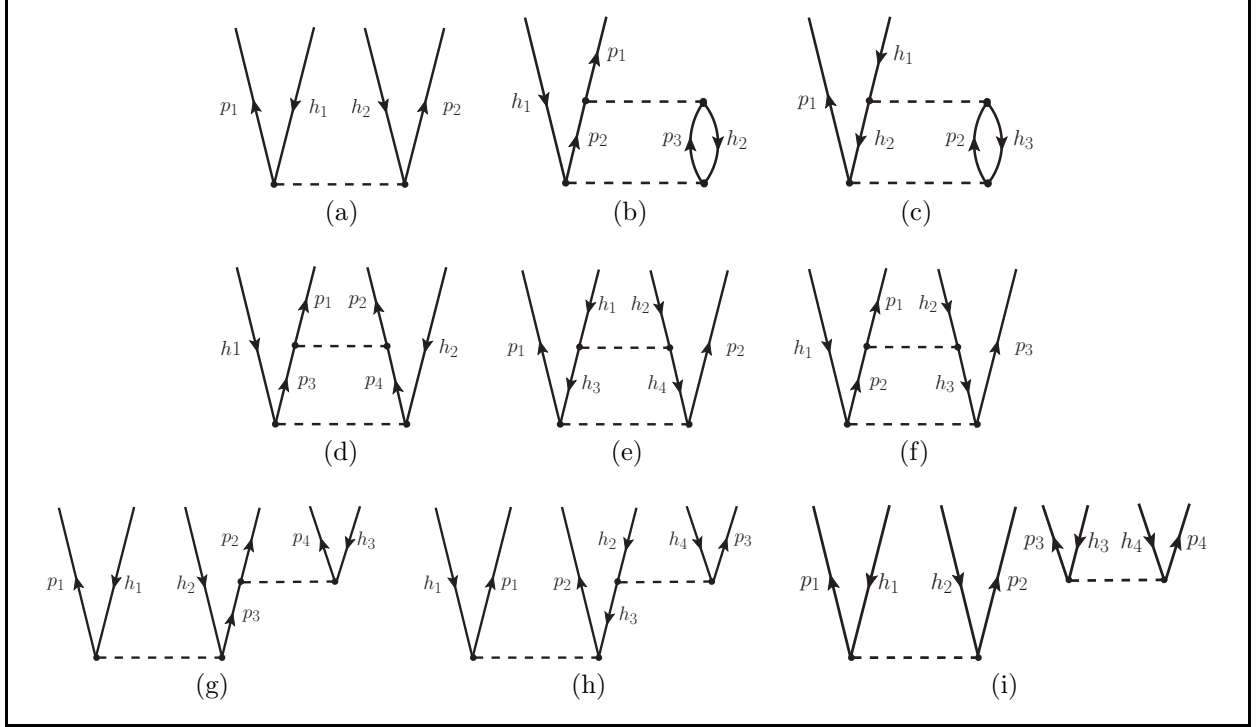


FIG. 2. ASG diagrams for the first- and second-order corrections to the wave function [36]. The panel (a) is for the first-order correction, while (b) (c) ... (i) are for the second-order correction.

$$\Psi_b^{(2)} = \frac{1}{2} \sum_{h_1 h_2} \sum_{p_1 p_2 p_3} \frac{\langle p_1 h_2 | \hat{H} | p_2 p_3 \rangle \langle p_2 p_3 | \hat{H} | h_1 h_2 \rangle}{(\varepsilon_{h_1} - \varepsilon_{p_1})(\varepsilon_{h_1} + \varepsilon_{h_2} - \varepsilon_{p_2} - \varepsilon_{p_3})} \times (c_{p_1}^\dagger c_{h_1} | \Phi_0 \rangle), \quad (31)$$

$$\Psi_c^{(2)} = -\frac{1}{2} \sum_{h_1 h_2 h_3} \sum_{p_1 p_2} \frac{\langle h_2 h_3 | \hat{H} | h_1 p_2 \rangle \langle p_1 p_2 | \hat{H} | h_2 h_3 \rangle}{(\varepsilon_{h_1} - \varepsilon_{p_1})(\varepsilon_{h_2} + \varepsilon_{h_3} - \varepsilon_{p_1} - \varepsilon_{p_2})} \times (c_{p_1}^\dagger c_{h_1} | \Phi_0 \rangle). \quad (32)$$

The total wave function that corrects the density up to the second order is

$$\Psi = \Phi_0 + \Psi^{(1)} + \Psi_b^{(2)} + \Psi_c^{(2)}. \quad (33)$$

Then, the corrected density is written as

$$\begin{aligned} \rho(\vec{r}) &= \langle \Psi | \hat{\rho}(\vec{r}) | \Psi \rangle \\ &= \langle \Phi_0 | \hat{\rho}(\vec{r}) | \Phi_0 \rangle + \langle \Phi_0 | \hat{\rho}(\vec{r}) | \Phi_0 \rangle \langle \Psi^{(1)} | \Psi^{(1)} \rangle \\ &\quad + 2 \langle \Phi_0 | \hat{\rho}_N | \Psi_b^{(2)} \rangle + 2 \langle \Phi_0 | \hat{\rho}_N | \Psi_c^{(2)} \rangle + \langle \Psi^{(1)} | \hat{\rho}_N | \Psi^{(1)} \rangle \\ &= \langle \Phi_0 | \hat{\rho}(\vec{r}) | \Phi_0 \rangle + \langle \Phi_0 | \hat{\rho}(\vec{r}) | \Phi_0 \rangle \langle \Psi^{(1)} | \Psi^{(1)} \rangle \\ &\quad + 2\rho_a + 2\rho_b + \rho_{c_1} + \rho_{c_2}, \end{aligned} \quad (34)$$

where $\rho_a = \langle \Phi_0 | \hat{\rho}_N | \Psi_b^{(2)} \rangle$, $\rho_b = \langle \Phi_0 | \hat{\rho}_N | \Psi_c^{(2)} \rangle$ and $\rho_{c_1} + \rho_{c_2} = \langle \Psi^{(1)} | \hat{\rho}_N | \Psi^{(1)} \rangle$. They are displayed using the language of the diagram in Fig. 3. Dashed lines with cross contribute to the reduced matrix elements $\langle \nu_1 l j || \rho || \nu_2 l j \rangle = \sqrt{2j+1} \langle \nu_1 l j m_j | \rho | \nu_2 l j m_j \rangle$.

The detailed formulae of the density correction terms in the angular momentum coupled scheme are written as

$$\begin{aligned} \rho_a &= \frac{1}{2} \sum_{h_1, h_2} \sum_{p_1, p_2, p_3} \frac{(-1)^{j_{h_1} + j_{h_2}} \sqrt{2j_{h_2} + 1}}{(\varepsilon_{h_1} - \varepsilon_{p_1})(\varepsilon_{h_1} + \varepsilon_{h_2} - \varepsilon_{p_2} - \varepsilon_{p_3})} \\ &\times \sum_J (-1)^J (2J+1) \begin{Bmatrix} j_{h_1} & j_{p_1} & 0 \\ j_{h_2} & j_{h_2} & J \end{Bmatrix} \langle (h_1 h_2) J | \hat{H} | (p_2 p_3) J \rangle \\ &\times \langle (p_2 p_3) J | \hat{H} | (p_1 h_2) J \rangle \langle h_1 || \rho || p_1 \rangle, \end{aligned} \quad (35)$$

$$\begin{aligned} \rho_b &= -\frac{1}{2} \sum_{h_1, h_2, h_3} \sum_{p_1, p_2} \frac{(-1)^{j_{h_1} + j_{p_2}} \sqrt{2j_{p_2} + 1}}{(\varepsilon_{h_1} - \varepsilon_{p_1})(\varepsilon_{h_2} + \varepsilon_{h_3} - \varepsilon_{p_1} - \varepsilon_{p_2})} \\ &\times \sum_J (-1)^J (2J+1) \begin{Bmatrix} j_{h_1} & j_{p_1} & 0 \\ j_{p_2} & j_{p_2} & J \end{Bmatrix} \langle (p_1 p_2) J | \hat{H} | (h_2 h_3) J \rangle \\ &\times \langle (h_2 h_3) J | \hat{H} | (h_1 p_2) J \rangle \langle h_1 || \rho || p_1 \rangle, \end{aligned} \quad (36)$$

$$\begin{aligned} \rho_{c_1} &= -\frac{1}{2} \sum_{h_1, h_2, h_3} \sum_{p_1, p_2} \frac{(-1)^{j_{h_1} + j_{h_2}} \sqrt{2j_{h_1} + 1}}{(\varepsilon_{h_1} + \varepsilon_{h_2} - \varepsilon_{p_1} - \varepsilon_{p_2})(\varepsilon_{h_1} + \varepsilon_{h_3} - \varepsilon_{p_1} - \varepsilon_{p_2})} \\ &\times \sum_J (-1)^J (2J+1) \begin{Bmatrix} j_{h_1} & j_{h_1} & 0 \\ j_{h_2} & j_{h_3} & J \end{Bmatrix} \langle (h_1 h_2) J | \hat{H} | (p_1 p_2) J \rangle \\ &\times \langle (p_1 p_2) J | \hat{H} | (h_1 h_3) J \rangle \langle h_3 || \rho || h_2 \rangle, \end{aligned} \quad (37)$$

$$\begin{aligned} \rho_{c_2} &= \frac{1}{2} \sum_{h_1, h_2} \sum_{p_1, p_2, p_3} \frac{(-1)^{j_{p_1} + j_{p_3}} \sqrt{2j_{p_1} + 1}}{(\varepsilon_{h_1} + \varepsilon_{h_2} - \varepsilon_{p_1} - \varepsilon_{p_3})(\varepsilon_{h_1} + \varepsilon_{h_2} - \varepsilon_{p_1} - \varepsilon_{p_2})} \\ &\times \sum_J (-1)^J (2J+1) \begin{Bmatrix} j_{p_1} & j_{p_1} & 0 \\ j_{p_3} & j_{p_2} & J \end{Bmatrix} \langle (p_1 p_3) J | \hat{H} | (h_1 h_2) J \rangle \\ &\times \langle (h_1 h_2) J | \hat{H} | (p_1 p_2) J \rangle \langle p_2 || \rho || p_3 \rangle, \end{aligned} \quad (38)$$

where $\begin{Bmatrix} j_1 & j_2 & j_3 \\ j_4 & j_5 & j_6 \end{Bmatrix}$ is Wigner 6-j symbol. The letters h_1, h_2, \dots indicate occupied single-particle levels in |HF> (i.e., hole states), the letters p_1, p_2, \dots for unoccupied levels (i.e., particle states). ε_h or ε_p is the energy of particle or hole state, respectively. States h or p

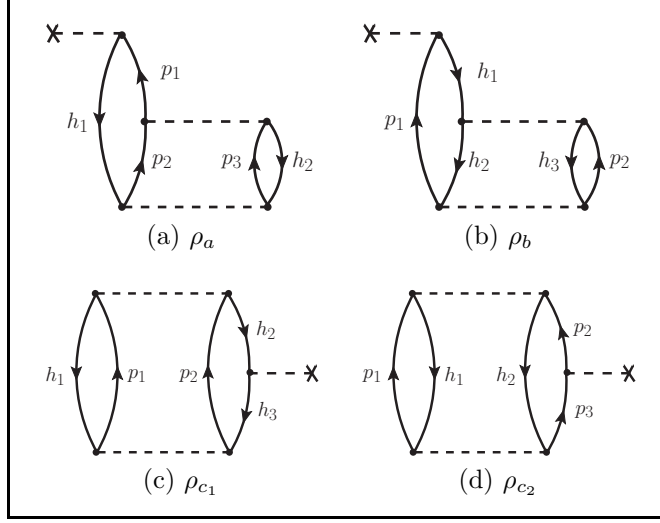


FIG. 3. ASG diagrams for the second-order corrections to the density.

includes the quantum numbers of the orbital angular momentum l , total angular momentum j , isospin projection quantum number m_t , and additional quantum number ν , i.e., $|h\rangle$ or $|p\rangle = |\nu l j t_z\rangle$. We define an anti-symmetrized two-particle state (unnormalized) coupled to a good angular momentum J with a projection M ,

$$|(j_1 j_2) J M\rangle = \sum_{m_1, m_2} \langle j_1 m_1 j_2 m_2 | J M \rangle |(j_1 m_1)(j_2 m_2)\rangle. \quad (39)$$

2. Root-mean-square radii

The root-mean-square (rms) radius is an important global indicator for the change of the density distribution arising from correlations beyond HF. The squares of the rms radii for point-like proton, neutron and nucleon (matter) distributions are the averaged values of the operators [58], respectively,

$$\hat{r}_{\text{pp}}^2 = \frac{1}{Z} \sum_{i=1}^Z (\vec{r}_i - \vec{r}_0)^2, \quad (40)$$

$$\hat{r}_{\text{nn}}^2 = \frac{1}{N} \sum_{i=1}^N (\vec{r}_i - \vec{r}_0)^2, \quad (41)$$

$$\hat{r}_{\text{m}}^2 = \frac{1}{A} \sum_{i=1}^A (\vec{r}_i - \vec{r}_0)^2 = \frac{1}{A^2} \sum_{i < j}^A (\vec{r}_i - \vec{r}_j)^2, \quad (42)$$

with the c.m. position $\vec{r}_0 = \frac{1}{A} \sum_{i=1}^A \vec{r}_i$. The charge radius r_{ch} obtained from the point-proton radius r_{pp} using the standard expression [59]

$$\langle r_{\text{ch}}^2 \rangle = \langle r_{\text{pp}}^2 \rangle + R_{\text{p}}^2 + \frac{N}{Z} R_{\text{n}}^2 + \frac{3\hbar^2}{4m_{\text{p}}^2 c^2}, \quad (43)$$

where $\frac{3\hbar^2}{4m_{\text{p}}^2 c^2} \approx 0.033 \text{ fm}^2$, $R_{\text{n}}^2 = -0.1149(27) \text{ fm}^2$, $R_{\text{p}} = 0.8775(51) \text{ fm}$. The point-proton or point-neutron rms radius operator is a two-body operator. The squares of the rms radii can be calculated either from the translational invariant local density or directly using the two-body operators [i.e., Eqs. (40), (41) and (42)]. Since we adopt MBPT with intermediate normalization [i.e., Eqs. (17)], the perturbed wave function is unnormalized. In the present work, we use the one-body local density to calculate the radius, as

$$\langle R_{\text{pp}}^2 \rangle = \frac{\int r^2 \rho_{\text{p}}(\vec{r}) d^3 r}{\int \rho_{\text{p}}(\vec{r}) d^3 r}. \quad (44)$$

The wave function is written in the laboratory HO coordinate, starting from an anti-symmetrized Slater determinant which contains the component of the center-of-mass (c.m.) motion. Consequently, the local one-body density calculated with the wave function includes contribution from the c.m. motion. The c.m. correction to the radius can be approximated as follows. Eq. (42) gives

$$\hat{r}_{\text{m}}^2 = \frac{1}{A^2} \sum_{i<j}^A (\vec{r}_i - \vec{r}_j)^2 = \left(1 - \frac{1}{A}\right) \cdot \left(\sum_{i=1}^A \vec{r}_i^2 / A\right) - \frac{2}{A^2} \cdot \left(\sum_{i<j}^A \vec{r}_i \cdot \vec{r}_j\right). \quad (45)$$

If the cross term $\sum_{i<j}^A \vec{r}_i \cdot \vec{r}_j$ is neglected, we have

$$\hat{r}_{\text{m}}^2 \approx \left(1 - \frac{1}{A}\right) \cdot \left(\sum_{i=1}^A \vec{r}_i^2 / A\right). \quad (46)$$

Similarly for the proton radius,

$$\hat{r}_{\text{pp}}^2 \approx \left(1 - \frac{1}{A}\right) \cdot \left(\sum_{i=1}^Z \vec{r}_i^2 / Z\right). \quad (47)$$

This gives an approximate c.m. correction to the point-proton rms radius,

$$\Delta r_{\text{c.m.}} = \left[\left(1 - \frac{1}{A}\right) \cdot \langle R_{\text{pp}}^2 \rangle \right]^{1/2} - \langle R_{\text{pp}}^2 \rangle^{1/2}, \quad (48)$$

where $\langle R_{\text{pp}}^2 \rangle^{1/2}$ is the point-proton rms radius calculated by Eq (44). Then the rms radius of the point-proton distribution is obtained by

$$r_{\text{pp}} = \langle R_{\text{pp}}^2 \rangle^{1/2} + \Delta r_{\text{c.m.}}. \quad (49)$$

TABLE I. Ground-state energy (in MeV) of ${}^4\text{He}$, analyzed in order-by-order HF-MBPT calculations with N^3LO softened at different SRG-softening parameter values (λ). PT2 and PT3 represent the second- and third-order corrections to energy, respectively. We take $N_{\text{shell}} = 13$ and $\hbar\Omega = 35$ MeV.

	SRG flow parameter λ (fm^{-1})			
	1.5	2.0	2.5	3.0
Expt. [60]	-28.296	-28.296	-28.296	-28.296
NCSM [61]	-28.20	-28.41	-27.43	-26.80
SHF	-25.754	-21.864	-15.854	-10.278
PT2	-1.788	-5.088	-9.652	-13.783
PT3	-0.391	-0.899	-1.523	-1.953
SHF+PT2+PT3	-27.933	-27.850	-27.029	-26.013

III. CALCULATIONS AND DISCUSSIONS

In this section, we apply the method outlined in Section II to two light closed-shell nuclei, ${}^4\text{He}$ and ${}^{16}\text{O}$. The SRG-softened chiral N^3LO and the “bare” JISP16 interactions are adopted for the effective Hamiltonians.

A. Calculations with chiral N^3LO interaction

The SHF is carried out within the HO basis. The HO basis is truncated by a cutoff according to the number $N_{\text{shell}} = \max(2n + l + 1)$, where N_{shell} indicates how many major HO shells are included in the truncation. After the SHF calculation, the MBPT corrections are calculated in the SHF basis. In the present calculations, the basis spaces employed take $N_{\text{shell}}=7, 9, 11$ and 13 . We verify that such a truncation is sufficient for the converged calculations of the ground state energies for these magic nuclei ${}^4\text{He}$ and ${}^{16}\text{O}$.

Fig. 4 shows the MBPT calculated ground-state energy of ${}^4\text{He}$. The calculations were done with the chiral N^3LO interaction which was renormalized by SRG. We see that good convergence of the calculated energy by virtue of independence from the oscillator parameter $\hbar\Omega$ and N_{shell} is obtained at least for the truncations $N_{\text{shell}} = 11$ and 13 . We note that the

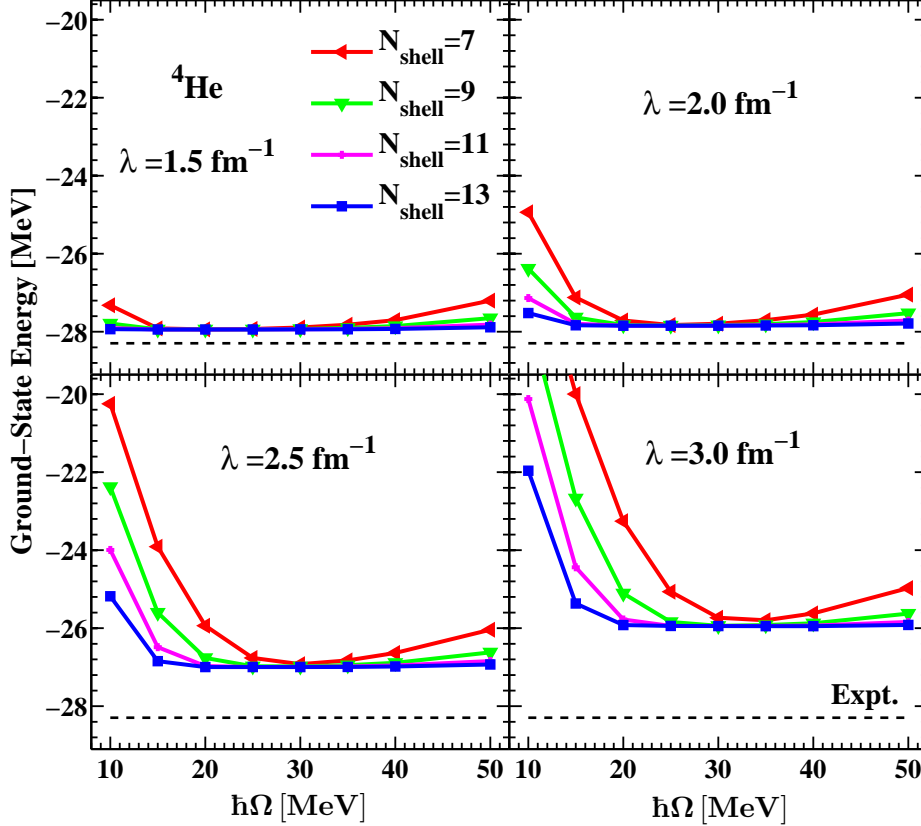


FIG. 4. HF-MBPT calculations of ${}^4\text{He}$ ground-state energy through third order as a function of oscillator parameter $\hbar\Omega$ with the chiral N^3LO potential [5, 6] renormalized by SRG at different softening parameters $\lambda = 1.5, 2.0, 2.5, 3.0 \text{ fm}^{-1}$. The dashed line represents the experimental ground-state energy.

dependence on the parameter $\hbar\Omega$ displays behavior similar to NCSM calculations [61, 63]. The softening parameter $\lambda = 3.0 \text{ fm}^{-1}$ seems to be insufficient to produce an interaction soft enough for good convergence in MBPT. Jurgenson *et al.*, have investigated the SRG evolution with the softening parameter λ in ${}^4\text{He}$ at $\hbar\Omega = 36 \text{ MeV}$ [61, 64]. They found that $\lambda \approx 2.0 \text{ fm}^{-1}$ can reasonably reproduce the experimental ${}^4\text{He}$ ground-state energy with the NN -only interaction (without requiring a three-body force).

Fig. 5 shows the radius calculations at different $\hbar\Omega$ with $\lambda = 2.0 \text{ fm}^{-1}$. Tables I and II give the details of the HF-MBPT calculations with different λ values. We see that both second- and third-order corrections to energy decrease with decreasing λ . This is easily understood because MBPT mainly treats intermediate-range correlations and these correlations are weakened with decreasing λ . With sufficiently small λ , higher-order corrections to the

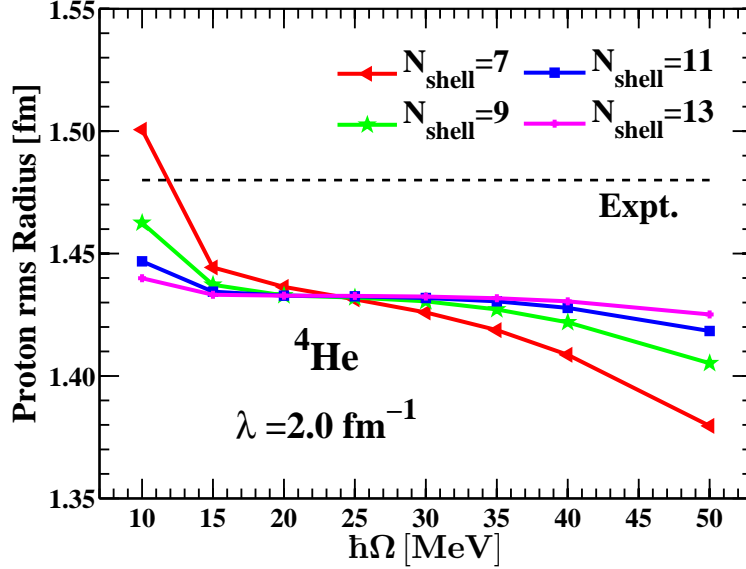


FIG. 5. Point-proton rms radius of ${}^4\text{He}$ as a function of oscillator parameter $\hbar\Omega$ with different N_{shell} . The chiral N^3LO potential [5, 6] is softened by the SRG method.

TABLE II. Point-proton rms radius (in fm) of ${}^4\text{He}$ in the HF-MBPT calculations with N^3LO softened at different SRG-softening parameter values. PT2 designates the second-order correction to the radius. $N_{\text{shell}} = 13$ and $\hbar\Omega = 35$ MeV are taken. The experimental point-proton rms radius is obtained using Eq. (43) with the experimental charge radius taken from [62].

	SRG flow parameter λ (fm^{-1})			
	1.5	2.0	2.5	3.0
Expt.	1.477	1.477	1.477	1.477
SHF	1.677	1.652	1.714	1.816
PT2	0.007	0.001	-0.021	-0.065
$\Delta r_{\text{c.m.}}$	-0.226	-0.222	-0.227	-0.235
SHF+PT2+ $\Delta r_{\text{c.m.}}$	1.458	1.431	1.466	1.516

energy can be neglected. The second-order correction to the radius is already small, which decreases with decreasing λ in ${}^4\text{He}$. The c.m. correction to the radius is larger than the MBPT correction. It may be concluded that, at least for ${}^4\text{He}$, MBPT corrections up to third order in energy and up to second order in radius within the HF basis should give converged results for λ below about 3.0 fm^{-1} . It has been pointed out that the MBPT calculation

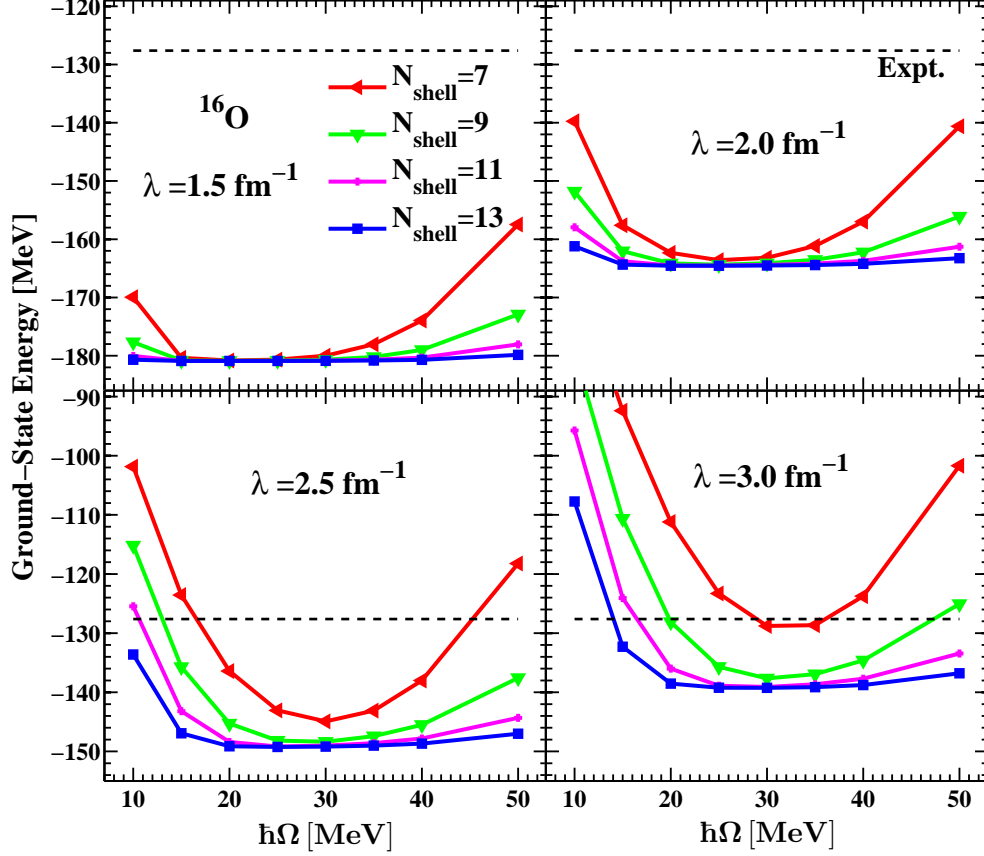


FIG. 6. HF-MBPT calculations of ^{16}O as a function of oscillator parameter $\hbar\Omega$ with the chiral N^3LO potential [5, 6] renormalized by SRG at different softening parameters $\lambda = 1.5, 2.0, 2.5, 3.0 \text{ fm}^{-1}$.

within the HO basis could be divergent even for softened interactions [54]. The Hamiltonian (1) is written already in the relative coordinate, and SHF can preserve the translational invariance for the ground state energy [65] so that no c.m. correction is needed for the ground state energy.

Fig. 6 shows the energy calculations for ^{16}O . The convergence behavior is similar to that in ^4He . The $N_{\text{shell}} = 11$ and 13 calculations appear nearly convergent. However, calculations with small λ values (e.g., $\leq 2.0 \text{ fm}^{-1}$) give over-binding, compared with data. This phenomenon should be more obvious for heavier nuclei. The main reason is that the three-body and higher-order forces are omitted in these calculations. The emergence of induced three-body forces and beyond is related to the SRG softening parameter λ . A larger λ value evolves a harder effective NN potential. In large λ cases (e.g., $\lambda > 3.0 \text{ fm}^{-1}$),

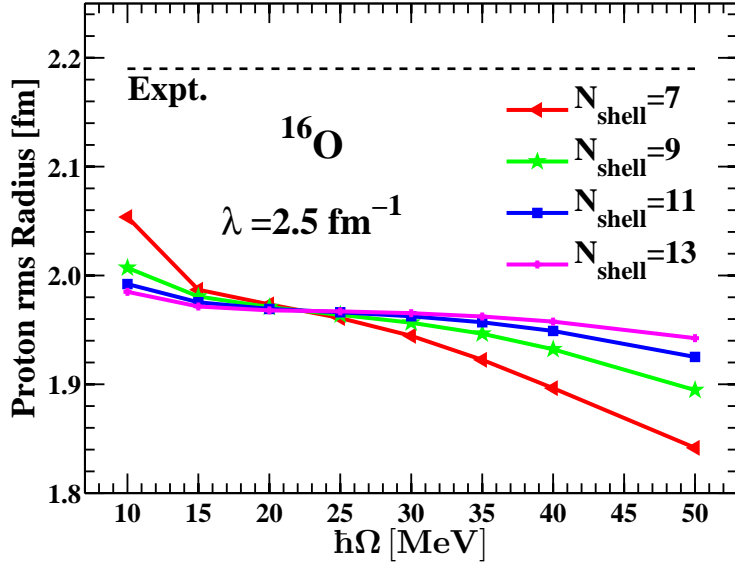


FIG. 7. Point-proton rms radius of ^{16}O as a function of oscillator parameter $\hbar\Omega$ with different N_{shell} . The chiral N^3LO potential [5, 6] is softened by the SRG method.

TABLE III. Ground-state energy (in MeV) of ^{16}O , analyzed in order-by-order HF-MBPT calculations with N^3LO softened at different SRG-softening parameter values (λ). We take $N_{\text{shell}} = 13$ and $\hbar\Omega = 35$ MeV.

	SRG flow parameter λ (fm^{-1})			
	1.5	2.0	2.5	3.0
Expt. [60]	-127.619	-127.619	-127.619	-127.619
SHF	-169.968	-133.169	-85.173	-44.102
PT2	-10.132	-29.497	-59.617	-88.326
PT3	-0.794	-1.931	-4.630	-7.339
SHF+PT2+PT3	-180.893	-164.597	-149.419	-139.767

effects from induced three-body and higher-order forces are small. But a large λ value may not sufficiently soften the short-range correlations of the realistic force, leading to demands for an excessively large model space and increased dependence on higher-order corrections. While a small λ value may sufficiently soften the potential, the contribution from induced three-body force may be not ignorable. Within SRG, $\lambda \sim 2.0 - 2.5 \text{ fm}^{-1}$ seems to be an optimal range in which the NN interaction can be softened reasonably and the combined three-body (initial plus induced) effects are greatly reduced [12, 54, 61].

TABLE IV. Point-proton rms radius (in fm) of ^{16}O in the HF-MBPT calculations with N^3LO softened at different SRG-softening parameter values. $N_{\text{shell}} = 13$ and $\hbar\Omega = 35$ MeV are taken. The experimental point-proton rms radius is obtained using Eq. (43) with the experimental charge radius taken from [62].

	SRG flow parameter λ (fm $^{-1}$)			
	1.5	2.0	2.5	3.0
Expt.	2.581	2.581	2.581	2.581
SHF	2.098	2.096	2.201	2.345
PT2	0.011	0.011	-0.006	-0.042
$\Delta r_{\text{c.m.}}$	-0.067	-0.067	-0.070	-0.073
SHF+PT2+ $\Delta r_{\text{c.m.}}$	2.042	2.040	2.125	2.230

The calculation of the radius for ^{16}O is displayed in Fig. 7. Reasonable convergence is obtained for $N_{\text{shell}} = 11$ and 13. But the calculated radius is smaller than the experimental value. It seems that other *ab initio* results yield radii that are systematically smaller than experiment [39, 59]. In Tables III and IV, we give the order-by-order results of the HF-MBPT ^{16}O calculations with the same parameters as those in ^4He (i.e., $N_{\text{shell}} = 13$ and $\hbar\Omega = 35$ MeV) at different λ values. The situation is similar to that in ^4He . We can see that smaller contributions from the neglected higher-order corrections decrease with decreasing λ , and good convergence is obtained for the MBPT calculations within the HF basis at small λ values. It has pointed out that in the HF basis the fourth- and higher-order MBPT corrections are known to be negligible in some cases [54].

B. Calculations with the “bare” JISP16 potential

As mentioned in the Introduction, the JISP16 interaction is established by the J -matrix technique, and its parameters were determined by fitting both NN scattering data and nuclear structure data up to $A = 16$ [23]. It is called “bare” because we, along with others, do not apply renormalization procedures in order to use it in nuclear structure calculations. To fit selected nuclear properties, the interaction has been tuned with phase-equivalent transformations to minimize the role of neglected many-body interactions. This tuning

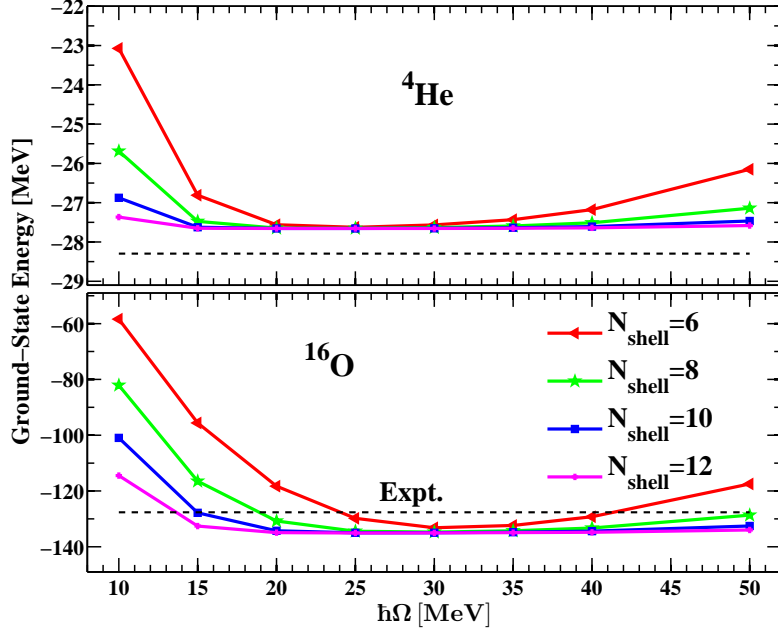


FIG. 8. Ground-state binding energies of ${}^4\text{He}$ and ${}^{16}\text{O}$ as a function of the oscillator parameter $\hbar\Omega$ for different N_{shell} . The “bare” JISP16 potential [21–23] is used. The dashed lines represent the experimental ground state energies.

exploits the residual freedoms in the off-shell properties of the NN interaction [49].

Similar to the investigations with the chiral N^3LO potential, we have applied the “bare” two-body JISP16 interaction to ${}^4\text{He}$ and ${}^{16}\text{O}$. Figs. 8 show calculated binding energies for these two closed-shell nuclei. Figs. 9 and 10 are the radii calculations. Good convergence is obtained as indicated by the improved independence of $\hbar\Omega$ and N_{shell} with increasing N_{shell} . The JISP16 potential without three-body force gives reasonable ground state energies compared with data. Tables V and VI give the details of the HF-MBPT calculations with JISP16. To see how well the HF-MBPT approach does, we have made a comparison with the benchmark given by the NCSM calculation with the same JISP16 [66, 67]. For the NCSM calculation, we introduce the model space truncation parameter N_{max} that measures the maximal allowed HO excitation energy above the unperturbed lowest zero-order reference state. We choose to compare our results with $N_{\text{max}}=10$ for ${}^4\text{He}$ calculations, implying that a total of 11 major HO shells are involved. Such a model space is sufficient for ${}^4\text{He}$. For the HF-MBPT calculation, fast convergence with increasing the size of the model space N_{shell} has been shown in Fig. 8. We use the results of HF-MBPT with $N_{\text{shell}}=10$ to compare with the results of NCSM with $N_{\text{max}} = 10$ as in Table V. We see that HF-MBPT and NCSM

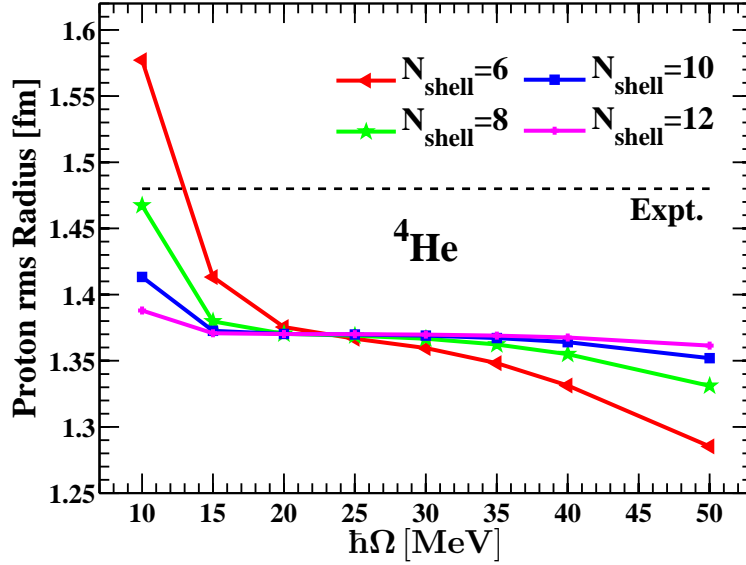


FIG. 9. Point-proton rms radius of ${}^4\text{He}$ as a function of the oscillator parameter $\hbar\Omega$ for different N_{shell} . The JISP16 potential [21–23] is used.

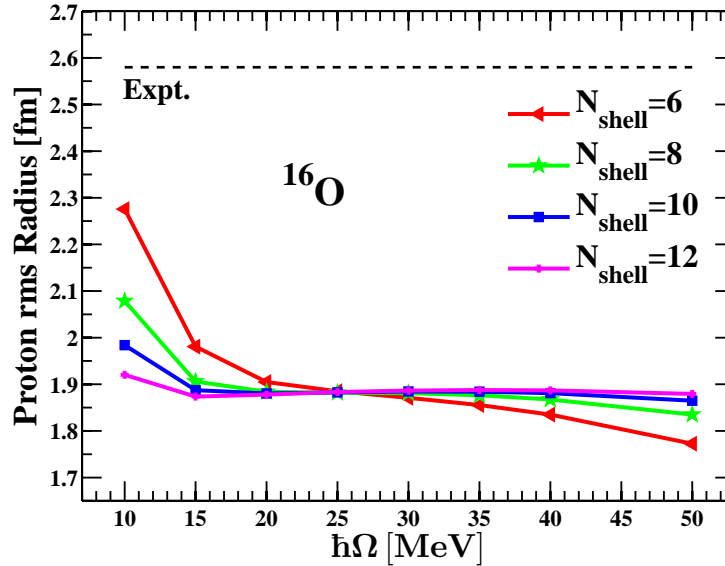


FIG. 10. Point-proton rms radius of ${}^{16}\text{O}$ as a function of the oscillator parameter $\hbar\Omega$ for different N_{shell} . The JISP16 potential [21–23] is used.

calculations give similar results for the energy and radius of ${}^4\text{He}$, in good agreement with data. For ${}^{16}\text{O}$, we use $N_{\text{max}}=8$, which corresponds to a total of 10 major HO shells involved. The results of HF-MBPT with $N_{\text{shell}}=10$ truncation is used to compare with the NCSM results as in Table VI. Both HF-MBPT and the NCSM give larger binding energies but smaller radii than experimental data. The MBPT convergence with perturbative order in

TABLE V. Ground-state binding energy and point-proton radius of ${}^4\text{He}$ with the “bare” JISP16 interaction [21–23] at $\hbar\Omega = 35$ MeV. The results of HF-MBPT are obtained with $N_{\text{shell}} = 10$. The NCSM results with $N_{\text{max}} = 10$ are taken from Ref. [66, 67]. The experimental energy is from Ref.[60], and the experimental radius is obtained as in Table II.

	Proton rms radius (fm)	$E_{\text{g.s.}}$ (MeV)
Expt.	1.477	−28.296
NCSM	1.418	−28.222
SHF	1.562	−22.462
PT2	0.015	−4.373
PT3	–	−0.803
$\Delta r_{\text{c.m.}}$	−0.211	–
HF-MBPT totally	1.366	−27.638

TABLE VI. Ground-state binding energy and point-proton radius of ${}^{16}\text{O}$ with the “bare” JISP16 interaction [21–23] at $\hbar\Omega = 35$ MeV. The results of HF-MBPT are obtained with $N_{\text{shell}} = 10$. The NCSM results with $N_{\text{max}} = 8$ are taken from Ref. [66, 67]. The experimental energy is from Ref. [60], and the experimental radius is obtained as in Table IV.

	Proton rms radius (fm)	$E_{\text{g.s.}}$ (MeV)
Expt.	2.581	−127.619
NCSM	1.836	−131.091
SHF	1.852	−71.638
PT2	0.052	−58.873
PT3	–	−4.260
$\Delta r_{\text{c.m.}}$	−0.061	–
HF-MBPT totally	1.843	−134.771

the “bare” JISP16 calculation is similar to that in the chiral N^3LO calculation. With the calculations based on N^3LO and JISP16, we may conclude that the MBPT method can give fairly converged results in the HF single-particle basis for these realistic NN interactions.

IV. SUMMARY

We have performed the HF-MBPT calculations with the realistic NN interactions chiral N^3LO and “bare” JISP16. The detailed formulation and anti-symmetrized Goldstone diagram expansions are given. While the bare N^3LO potential is softened using the SRG method, the “bare” JISP16 is employed without softening.. The MBPT corrections are performed based on the spherical Hartree-Fock approach. The spherical symmetry preserves the quantum numbers of angular momenta. The angular momentum coupled scheme can significantly reduce the model dimension and save the computational resources. As an improvement, we correct the one-body density for the calculation of the radius using anti-symmetrized Goldstone diagram expansions through second order.

The closed-shell nuclei, 4He and ^{16}O , have been chosen as examples for the present HF-MBPT calculations. Convergence with respect to the SRG-softening parameter, harmonic oscillator frequency and model space truncation have been discussed in detail. Our results are consistent with other works published with MBPT or with other *ab initio* methods. We discussed the MBPT convergence order by order, showing that corrections up to the third order in energy and up to the second order in radius appear to be reasonable when one performs the HF-MBPT calculations within the Hartree-Fock single-particle basis. It is demonstrated that smaller contributions from the neglected higher orders decrease with decreasing SRG-softening parameter λ . In the present calculations, three-body and higher-order forces are not considered. To check the convergence of the MBPT calculation, we have made comparisons with benchmarks given by NCSM calculations with the same NN potential. Consistent results have been obtained. In general, the calculated radii are smaller than experimental values, which is a common problem in current *ab initio* calculations with these interactions..

ACKNOWLEDGMENTS

Valuable discussions with R. Machleidt and L. Coraggio are gratefully acknowledged. This work has been supported by the National Key Basic Research Program of China under Grant No. 2013CB834402; the National Natural Science Foundation of China under Grants No. 11235001, No. 11320101004 and NO. 11575007; the CUSTIPEN (China-U.S. Theory

Institute for Physics with Exotic Nuclei) funded by the U.S. Department of Energy, Office of Science under grant number DE-SC0009971; the Department of Energy under Grant No. DE-FG02-87ER40371; and National Training Program of Innovation for Undergraduates.

- [1] R. Machleidt, *Phys. Rev. C* **63**, 024001 (2001).
- [2] V. G. J. Stoks, R. A. M. Klomp, C. P. F. Terheggen, and J. J. de Swart, *Phys. Rev. C* **49**, 2950 (1994).
- [3] R. B. Wiringa, V. G. J. Stoks, and R. Schiavilla, *Phys. Rev. C* **51**, 38 (1995).
- [4] P. Doleschall, *Phys. Rev. C* **69**, 054001 (2004).
- [5] D. R. Entem and R. Machleidt, *Phys. Rev. C* **68**, 041001 (2003).
- [6] R. Machleidt and D. R. Entem, *Physics Reports* **503**, 1 (2011).
- [7] K. A. Brueckner, *Phys. Rev.* **97**, 1353 (1955).
- [8] J. Goldstone, *Proc. R. Soc. Lond. A* **239**, 267 (1957).
- [9] H. A. Bethe, B. H. Brandow, and A. G. Petschek, *Phys. Rev.* **129**, 225 (1963).
- [10] S. K. Bogner, T. T. S. Kuo, L. Coraggio, A. Covello, and N. Itaco, *Phys. Rev. C* **65**, 051301 (2002).
- [11] S. K. Bogner, T. T. S. Kuo, and A. Schwenk, *Physics Reports* **386**, 1 (2003).
- [12] S. K. Bogner, R. J. Furnstahl, and R. J. Perry, *Phys. Rev. C* **75**, 061001 (2007).
- [13] S. Ôkubo, *Progress of Theoretical Physics* **12**, 603 (1954).
- [14] K. Suzuki and S. Y. Lee, *Progress of Theoretical Physics* **64**, 2091 (1980).
- [15] K. Suzuki, *Progress of Theoretical Physics* **68**, 246 (1982).
- [16] K. Suzuki and R. Okamoto, *Progress of Theoretical Physics* **70**, 439 (1983).
- [17] K. Suzuki, *Progress of Theoretical Physics* **68**, 1999 (1982).
- [18] K. Suzuki and R. Okamoto, *Progress of Theoretical Physics* **92**, 1045 (1994).
- [19] R. Roth, H. Hergert, P. Papakonstantinou, T. Neff, and H. Feldmeier, *Phys. Rev. C* **72**, 034002 (2005).
- [20] R. Roth, T. Neff, and H. Feldmeier, *Progress in Particle and Nuclear Physics* **65**, 50 (2010).
- [21] A. M. Shirokov, A. I. Mazur, S. A. Zaytsev, J. P. Vary, and T. A. Weber, *Phys. Rev. C* **70**, 044005 (2004).
- [22] A. Shirokov, J. Vary, A. Mazur, S. Zaytsev, and T. Weber, *Physics Letters B* **621**, 96 (2005).

- [23] A. M. Shirokov, J. P. Vary, A. I. Mazur, and T. A. Weber, *Physics Letters B* **644**, 33 (2007).
- [24] P. Navrátil, J. P. Vary, and B. R. Barrett, *Phys. Rev. C* **62**, 054311 (2000).
- [25] P. Navrátil, J. P. Vary, and B. R. Barrett, *Phys. Rev. Lett.* **84**, 5728 (2000).
- [26] P. Navrátil, S. Quaglioni, I. Stetcu, and B. R. Barrett, *Journal of Physics G: Nuclear and Particle Physics* **36**, 083101 (2009).
- [27] M. A. Caprio, P. Maris, and J. P. Vary, *Physics Letters B* **719**, 179 (2013).
- [28] B. R. Barrett, P. Navrátil, and J. P. Vary, *Progress in Particle and Nuclear Physics* **69**, 131 (2013).
- [29] S. C. Pieper, V. R. Pandharipande, R. B. Wiringa, and J. Carlson, *Phys. Rev. C* **64**, 014001 (2001).
- [30] S. C. Pieper, R. B. Wiringa, and J. Carlson, *Phys. Rev. C* **70**, 054325 (2004).
- [31] M. Pervin, S. C. Pieper, and R. B. Wiringa, *Phys. Rev. C* **76**, 064319 (2007).
- [32] L. E. Marcucci, M. Pervin, S. C. Pieper, R. Schiavilla, and R. B. Wiringa, *Phys. Rev. C* **78**, 065501 (2008).
- [33] G. Hagen, T. Papenbrock, D. J. Dean, and M. Hjorth-Jensen, *Phys. Rev. Lett.* **101**, 092502 (2008).
- [34] G. Hagen, T. Papenbrock, and D. J. Dean, *Phys. Rev. Lett.* **103**, 062503 (2009).
- [35] G. Hagen, T. Papenbrock, D. J. Dean, and M. Hjorth-Jensen, *Phys. Rev. C* **82**, 034330 (2010).
- [36] I. Shavitt and R. J. Bartlett, *Many-Body Methods in Chemistry and Physics: MBPT and Coupled-Cluster Theory* (Cambridge University Press, 2009).
- [37] L. Coraggio, N. Itaco, A. Covello, A. Gargano, and T. T. S. Kuo, *Phys. Rev. C* **68**, 034320 (2003).
- [38] M. A. Hasan, J. P. Vary, and P. Navrátil, *Phys. Rev. C* **69**, 034332 (2004).
- [39] R. Roth, P. Papakonstantinou, N. Paar, H. Hergert, T. Neff, and H. Feldmeier, *Phys. Rev. C* **73**, 044312 (2006).
- [40] L. Brillouin, *J. Phys. Radium, Ser. 3*, 373 (1932).
- [41] E. Wigner, *Math. Naturwiss. Anz. Ungar. Akad. Wiss.* **53**, 477 (1935).
- [42] Rayleigh, J. W. Strutt, and Baron, *Theory of sound, second edition, Vol.1* (1894).
- [43] E. Schrödinger, *Ann. Physik* **385**, 437 (1926).
- [44] K. A. Brueckner, *Phys. Rev.* **100**, 36 (1955).
- [45] B. H. Brandow, *Rev. Mod. Phys.* **39**, 771 (1967).

- [46] M. B. Johnson and M. Baranger, *Annals of Physics* **62**, 172 (1971).
- [47] T. T. S. Kuo, S. Y. Lee, and K. F. Ratcliff, *Nuclear Physics A* **176**, 65 (1971).
- [48] P. G. H. Sandars, “A linked diagram treatment of configuration interaction in open-shell atoms,” in *Advances in Chemical Physics* (2007) pp. 365–419.
- [49] W. Polyzou and W. Glöckle, *Few-Body Systems* **9**, 97 (1990).
- [50] P. Maris and J. P. Vary, *International Journal of Modern Physics E* **22**, 1330016 (2013).
- [51] A. M. Shirokov, V. A. Kulikov, P. Maris, and J. P. Vary, *NN and 3N Interactions* (Nova Science Publishers, Inc NY, 2014) pp. 231–255.
- [52] A. M. Shirokov, A. G. Negoita, J. P. Vary, S. K. Bogner, A. I. Mazur, E. A. Mazur, and D. Gogny, *Phys. Rev. C* **90**, 024324 (2014), arXiv:1406.0529 [nucl-th].
- [53] T. T. S. Kuo and E. Osnes, *Lecture Notes in Physics* **364**, 1 (1990).
- [54] A. Tichai, J. Langhammer, S. Binder, and R. Roth, (2016), arXiv:1601.03703 [nucl-th].
- [55] T. Kuo, J. Shurpin, K. Tam, E. Osnes, and P. Ellis, *Annals of Physics* **132**, 237 (1981).
- [56] G. Bozzolo, O. Civitarese, and J. P. Vary, *Phys. Rev. C* **37**, 1240 (1988).
- [57] C. Cockrell, J. P. Vary, and P. Maris, *Phys. Rev. C* **86**, 034325 (2012).
- [58] G. P. Kamuntavičius, *Phys. Rev. C* **56**, 191 (1997).
- [59] A. Ekström, G. R. Jansen, K. A. Wendt, G. Hagen, T. Papenbrock, B. D. Carlsson, C. Forssén, M. Hjorth-Jensen, P. Navrátil, and W. Nazarewicz, *Phys. Rev. C* **91**, 051301 (2015).
- [60] G. Audi, F. Kondev, M. Wang, B. Pfeiffer, X. Sun, J. Blachot, and M. MacCormick, *Chinese Physics C* **36**, 1157 (2012).
- [61] E. D. Jurgenson, P. Maris, R. J. Furnstahl, P. Navrátil, W. E. Ormand, and J. P. Vary, *Phys. Rev. C* **87**, 054312 (2013).
- [62] I. Angeli and K. Marinova, *Atomic Data and Nuclear Data Tables* **99**, 69 (2013).
- [63] S. K. Bogner, R. J. Furnstahl, P. Maris, R. J. Perry, A. Schwenk, and J. P. Vary, *Nuclear Physics A* **801**, 21 (2008).
- [64] E. D. Jurgenson, P. Navrátil, and R. J. Furnstahl, *Phys. Rev. Lett.* **103**, 082501 (2009).
- [65] K. W. Schmid, *Eur. Phys. J. A* **14**, 413 (2002).
- [66] P. Maris, J. P. Vary, and A. M. Shirokov, *Phys. Rev. C* **79**, 014308 (2009).
- [67] G. A. Negoita, *Ab initio nuclear structure theory* (Doctoral dissertation, Iowa State University, UMI 11359, 2010).