

Molecular Propensity as a Driver for Explorative Reactivity Studies

Alain C. Vaucher and Markus Reiher^{a)}*ETH Zürich, Laboratorium für Physikalische Chemie, Vladimir-Prelog-Weg 2, CH-8093 Zürich, Switzerland*

(Dated: July 11, 2016)

Quantum chemical studies of reactivity involve calculations on a large number of molecular structures and the comparison of their energies. Already the set-up of these calculations limits the scope of the results that one will obtain, because several system-specific variables such as the charge and spin need to be set prior to the calculation. For a reliable exploration of reaction mechanisms, a considerable number of calculations with varying global parameters must be taken into account, or important facts about the reactivity of the system under consideration can remain undetected. For example, one could miss crossings of potential energy surfaces for different spin states or might not note that a molecule is prone to oxidation. Here, we introduce the concept of molecular propensity to account for the predisposition of a molecular system to react across different electronic states in certain nuclear configurations or with other reactants present in the reaction liquor. Within our real-time quantum chemistry framework, we developed an algorithm that automatically detects and flags such a propensity of a system under consideration.

Keywords: real-time quantum chemistry, interactive quantum chemistry, two-state reactivity, electronic structure calculations

I. INTRODUCTION

Quantum chemistry provides insights into physical processes at an atomic level that is often impossible or very difficult to obtain experimentally (see, for examples, Refs. 1–7). Based on nuclear forces and electronic energies, reactions can be studied *in silico* and different reaction mechanisms can be compared. In turn, understanding chemical reactivity facilitates designing new reactions, new catalysts, or new materials.^{8–13}

However, chemical reactions can be highly complex processes involving many atomic rearrangements that result from an interplay of many different particles. For complex chemical transformations or for drastic reaction conditions, reliably describing chemical reactivity with quantum chemical methods requires identifying all possible reaction partners and reaction pathways. Due to their vast number, a complete quantum chemical study of a complex reaction is a daunting task; see, for example, Ref. 14. In particular, considering all reasonable possibilities can be essential for predictive theoretical studies.

Furthermore, in quantum chemical studies chemically relevant processes may be overlooked after fixing spin quantum numbers, the number and types of atoms, the molecular charge, and so forth. For instance, the occurrence of two-state reactivity^{15,16} will be overlooked if only a single spin state is considered.

Recently, we introduced real-time quantum chemistry to ease and accelerate the quantum chemical exploration of reaction mechanisms.^{17–21} We implemented this concept in a framework that allows an operator to interactively

manipulate a molecular system in real time by moving atoms with a computer mouse or a haptic force-feedback device. The quantum chemical response to the manipulations is calculated immediately on a millisecond time scale and transmitted back to the operator as a visual or haptic feedback. This framework allows us to quickly locate transition states and minima on a potential energy surface and therefore delivers a direct intuitive understanding of chemical reactions.

For such interactive reactivity studies, verifying that no relevant chemical processes go undetected is crucial. It is desirable, at some nuclear configuration on the Born–Oppenheimer surface, to understand how a configuration tends to react with respect to prototypical processes (such as reduction, oxidation, protonation, or spin flip) independently of specific reaction partners. To this end, we introduce the concept of propensity in a molecular context and demonstrate its application in real-time quantum chemical reactivity studies. However, we emphasize that this concept is not restricted to real-time quantum chemistry, but may also be beneficial for standard quantum chemical and first-principles molecular dynamics investigations.

In Section II, we define the concept of molecular propensity and discuss situations in which it may be applied. Section III specifies what to consider for the implementation of this concept, and in Section IV we describe our implementation in the real-time quantum chemistry framework. Then, Section V presents case studies that feature situations in which molecular propensity becomes important.

^{a)}Corresponding author: markus.reiher@phys.chem.ethz.ch

II. MOLECULAR PROPENSITY

The word 'propensity' denotes an "inclination or natural tendency to behave in a particular way,"²² a "favorable disposition or partiality."²³ Accordingly, in a rather general sense, we define molecular propensity as the inclination, or tendency, of a molecular structure to change the current electronic state or react in a way that necessitates the consideration of a Born–Oppenheimer surface defined for an extended system (e.g., after addition of a proton).

Molecular propensity becomes important whenever other electronic states or (extended) configurations are in resonance with the considered one, that is when transitions between states or configurations are possible and likely to be associated with a sufficiently high transition probability. Therefore, molecular propensity can play an important role when the energies of different states match and potential barriers are low. How the energy matching appears is context specific and can be induced by external constraints. Consider, for instance, a reductant whose ionization potential is such that it can deliver an electron to a given molecular structure at no energetic cost provided that the barrier for this electron transfer is sufficiently low.

Clearly, the calculation of transition probabilities that determine the actual realization of a given propensity will be important. For a spin-flip process, for instance, such a probability can be based on Fermi's Golden Rule of time-dependent perturbation theory. Whereas the evaluation of such transition probabilities is important (and can be done in post-processing work), our focus here is on the on-the-fly identification of necessary conditions for a transition as determined by similar energies. Once identified, subsequent refinement, possibly with more accurate electronic structure methods, can be initiated.

Molecular propensity can come into play in such different situations as two-state reactivity, redox reactions, acid–base reactions, and photochemistry as we shall discuss in the following.

A. Spin propensity

Reactions for which the minimum-energy pathway cannot be described in terms of a single spin state are rationalized by the concept of two-state reactivity.^{15,16} In two-state reactivity, spin inversion may occur along the reaction coordinate when two spin surfaces cross; this delivers products of another spin state. Sometimes, the molecular system undergoes another spin inversion back to the original spin surface.

Spin catalysis^{24,25} is another concept to describe reactions involving more than one spin state. Both two-state

reactivity and spin catalysis become relevant when spin states of different multiplicities have comparable energies. Spin inversions may occur due to spin-orbit or other relativistic couplings.^{26,27} That different spin states react differently can be rationalized, for instance, by concepts such as exchange-enhanced reactivity.²⁸

In real-time reactivity exploration or first-principles molecular dynamics, in which the explored potential energy surface corresponds to one spin state, two-state reactivity can open reaction channels that may be missed when staying on the original potential energy surface. Such spin propensity must therefore be automatically detectable if energies of different spin multiplicities approach one another. Clearly, as a vanishing relative energy needs to be detected for changing molecular structures, this poses a challenge for the accuracy of electronic structure methods.²⁹ It can be met by implementing a conservative detection threshold that might point to false positive hits (to be sorted out in post-processing refinement calculations), but that does not miss any relevant transition.

B. Reduction and oxidation propensities

The sensitivity toward reduction or oxidation, that is the tendency to accept or lose an electron, respectively, is another aspect of molecular propensity. In this case, the energy matching is induced by the presence of oxidizing (or reducing) agents, for which the energy of accepting (or losing) an electron is delivered by the complementary process at the reactant.

Redox reactions depend on the oxidation and reduction potentials of the reactants. Therefore, this aspect of molecular propensity can be made independent of specific reaction partners by defining a redox potential to be matched. It can even be considered as an intrinsic inclination of the molecular system under consideration.

During real-time reactivity explorations, manipulations of the atomic structure by the operator may lead to structures that are prone to oxidation or to reduction. If this is not part of a desired reaction, it can hint at possible side reactions and therefore help assess the experimental feasibility of the desired reaction.

Note that for redox propensity we examine, as before for spin propensity, redox reactions only for the molecular configurations visited during the exploration and do not consider equilibrium geometries for the changed molecular charge states. As a consequence, energies of such transitions are vertical. As such, our approach to redox propensity is compatible with Marcus' theory of electron transfer,³⁰ in which a structural change in the environment produces a dielectric configuration that penalizes a given charge distribution and initiates a charge rearrangement (i.e. an electron transfer).

C. Protonation propensity

For reactions in solution, proton transfer from acids or to bases are common. They play an important role as highlighted by the large number of reactions catalyzed by acids or bases. The tendency of a molecular species to accept or release protons can also be considered as an intrinsic property of a suitable structural model (including dielectric compensation effects), often characterized by the pK_a of the species.

Since protons must be included explicitly in quantum chemical calculations, it is desirable to automatically detect situations and sites for which protonation and deprotonation are relevant. During real-time reactivity explorations, the propensity toward acid–base reactions can make the operator aware that the protonated or deprotonated equivalent to the current molecular structure should be considered (according to pre-set external conditions such as the pH or the proton affinity of certain bases). The proton affinities can even be complemented by consideration of tunneling effects.

D. Photoexcitation propensity

Upon exposition to light of a given wavelength, a molecular system may undergo a transition to an excited state if the energy of the absorbed photon corresponds to the energy needed for the transition. In this case, energy matching emerges through the accessibility of certain excited states that match the energy of the ground state structure plus that of the incident light. Whereas this resonance is a necessary condition for an electronic transition, its probability is governed by a coupling matrix element according to Fermi’s golden rule.

Real-time manipulations by an operator will produce molecular structures featuring different light absorption properties. Some structures in valleys of the Born–Oppenheimer surface will be prone to a change into an excited state for incident light of some predefined wavelength. Therefore, this type of molecular propensity indicates when the excited state also needs to be examined. Whether or not a transition occurs can be assessed by evaluation of the corresponding transition probability after propensity detection (possibly with methods of higher accuracy).

III. APPLICATION OF THE PROPENSITY CONCEPT IN REAL-TIME QUANTUM CHEMISTRY

For application in real-time quantum chemistry, probing propensities of a molecular structure under consideration requires additional electronic structure calculations,

which will, in general, be easy to carry out as these calculations are ultra-fast. As high accuracy is compromised by speed in such calculations, an energy range needs to be taken into account to flag energy matching or resonance for a specific process. If molecular propensity shall be exploited in a standard setting, easily evaluable descriptors such as HOMO–LUMO gaps may be exploited to start parallel calculations.

Depending on what is to be investigated, different settings (and different thresholds for the energy range) apply for these additional calculations:

- *Different spin multiplicities:* If other spin states are to be considered (two-state reactivity), the parallel calculations must be launched for different spin multiplicities. How many low-lying spin states are to be considered can be determined in a successive way by sequential decoupling of electron pairs or by exploiting chemical concepts. For the former approach, one considers sequences of lowest-energy spin states such as singlet, triplet, quintet, ... or doublet, quartet, sextet, ... until the energy gap is obviously so large that it may not be accessible under reaction conditions.
- *Different molecular charges:* In order to verify the sensitivity toward redox reactions, calculations for different molecular charges are required. For instance, increasing the molecular charge by one positive elementary charge allows to calculate the energy difference that would result from an oxidation. In general, one considers the addition and abstraction of only one electron. Only when redox propensity has been detected, the next reduction or oxidation step needs to be taken into account. Note that, for a given molecular charge, several calculations may be required for the different possible spin multiplicities.
- *Protonated and deprotonated structures:* To evaluate the probability of protonation and deprotonation, structures with protons added or removed must be generated and their energies calculated. Naturally, all possible protonation and deprotonation sites must be considered, even if this leads to very many parallel threads to be tracked and possibly explored. If they can be realized in a reactive system, they must be considered in computational explorations, too, no matter how many. Their identification can be based on empirical rules or quantum mechanical descriptors deduced from the wave function (see, e.g., Ref. 14 for a detailed discussion that allows describes how to cope with numerous protonation sites).
- *Excited states:* To evaluate whether the molecular system under consideration can absorb light of some wavelength, energies of excited states need to be calculated. Which excited states to consider

can be adapted to specific wavelengths (or to ranges thereof).

In all these cases, the energy matching arises from a context-specific energy shift (ionization energy of a reductant, electron affinity of an oxidant, proton affinity of a base, wavelength of the incident light, and so forth) to be combined with the energy of different states. One may choose this energy shift to represent different situations.

Note that electrostatic effects must be balanced in all processes that change the charge state by explicit consideration of a molecular environment (e.g., by micro-solvation) or by dielectric continuum embedding to mention only two options.

The additional single-point calculations are performed simultaneously to the real-time reactivity exploration. Different choices must be made as for when to launch these additional calculations:

- *Number of threads:* The additional single-point calculations can be executed consecutively in one single thread or in parallel in different threads.
- *Frequency:* The additional calculations can be launched with a given frequency or executed continuously (each calculation starts when the previous one finishes).
- *Indicators:* Descriptors obtained in the main exploration process may indicate that molecular propensity becomes relevant. One may define one or several indicators that point to possible energy matchings, and activate the additional calculations when they reach some given thresholds. This can avoid unnecessary computational load. For example, the molecular orbital energies may already give some (approximate) information about redox propensity.

IV. COMPUTATIONAL METHODS

We implemented the concept of molecular propensity in our real-time quantum chemistry framework, which uses the SAMSON³¹ molecular editor for visualization. For details on the real-time quantum chemistry framework, we refer the reader to Refs. 19–21,32,33.

The quantum chemical calculations underlying both the main reactivity exploration as well as the additional single-point calculations can currently be carried out with semi-empirical quantum chemical methods. These are density-functional tight-binding methods^{34–37} and the Parametrized Method 6 (PM6).³⁸ These methods are surprisingly accurate for organic systems and sometimes even transition metals systems. In particular, they are sufficiently accurate to demonstrate the applicability of

the concept of molecular propensity for the examples discussed in this paper. However, due to their inherent approximations, they will yield energy differences with limited accuracy. We choose less tight thresholds to account for this and note that a subsequent refinement with more accurate electronic structure models is always possible (ideally in an automated fashion). Clearly, the concept of molecular propensity can be extended to other first-principles methods in a straightforward fashion.

The full exploration of protonation propensity has not been implemented yet as it requires the automated identification of possible (de)protonation sites and the calculation of proton affinities for the resulting species. There exist different approaches for the determination of protonation sites, involving descriptors such as the electron localization function, the Fukui function, the atomic charges or electronegativities.^{39–42} None of these schemes is currently applicable for real-time applications because of their high computational cost, limited range of applicability, or unsatisfactory accuracy when combined with semi-empirical methods. The design of an adequate scheme for protonation propensity will be the objective of future work.

Energies of excited states are calculated with the maximum overlap method.⁴³ To find the lowest excited state, the wave function is optimized for several single excitations from occupied into virtual molecular orbitals (under spin conservation). For PM6, we observed that the accuracy of the resulting excitation energies is satisfactory, although these energies can be considered only as first approximations.

When some (near) energy matching is detected during a reactivity exploration, a notification appears in the corner of the program window. The operator can access a window dedicated to the propensity concept for more information about the background calculations or return to the structures that were recorded when energy matching was detected.

Currently, the propensity calculations run continuously, independently of any indicator. In order to limit the computational cost of the propensity evaluation, we chose to limit them to one thread and to five evaluations per second. However, they do not need to be executed as frequently as the main quantum chemical calculation, which delivers forces vital to the interactive reactivity exploration, if the structure manipulation is not carried out too fast.

Fig. 1 illustrates the relationship between the main reactivity exploration thread and the propensity thread. An evaluation of the molecular propensity starts by fetching the most recent energy of the main exploration and the corresponding nuclear coordinates. The algorithm then performs successively the required single-point calculations for this structure and compares their energy to the one delivered by the main exploration (for the same

structure). Then, if necessary, the operator is informed about the results through the graphical user interface.

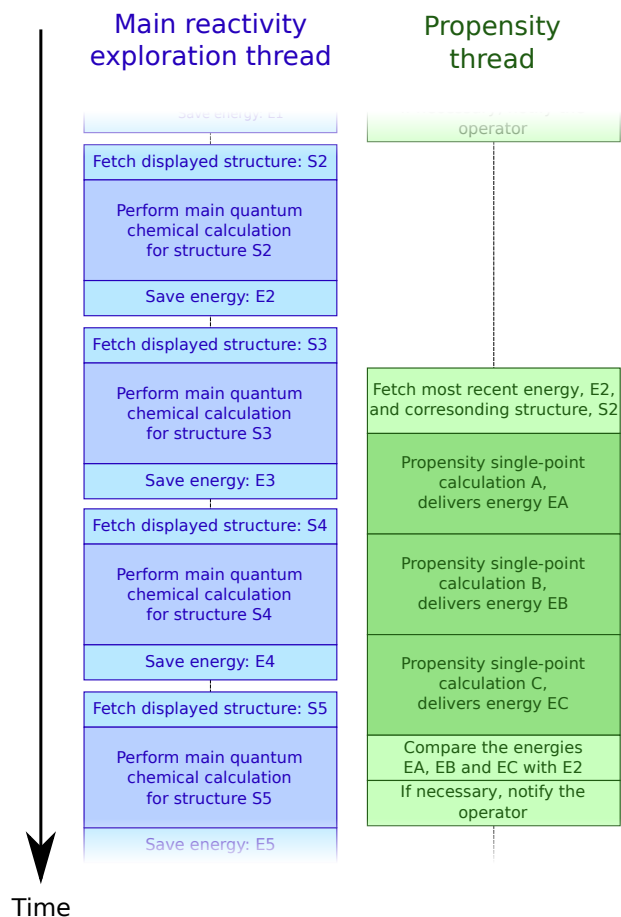


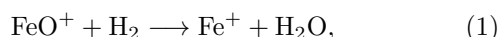
FIG. 1. Tasks executed by the main reactivity exploration thread and by the propensity thread. In this example, the propensity evaluation consists of three additional single-point calculations labeled A, B, and C, which can be trivially parallelized.

V. CASE STUDIES

In this section, we choose to illustrate at three well-studied examples spin, reduction, and photoexcitation propensities. Afterwards, we consider a much more involved case study in which all types of propensities are considered simultaneously. The PM6 method was chosen for all calculations.

A. Oxidation of hydrogen by the iron oxide cation

The gas-phase oxidation of molecular hydrogen by the iron oxide cation,



was an early example for two-state reactivity studied both experimentally and computationally.^{44–48} In the dominant mechanism at room temperature, the reaction features a double spin inversion:⁴⁶ although both reactant and product are in the sextet state, spin inversion to the quartet state and back to the sextet state allows for a reaction path with a decisively lower energy barrier.

The reaction was reproduced *in silico* in our real-time quantum chemistry framework by sequential haptic manipulation of both hydrogen atoms, first to dissociate the dihydrogen molecule at the iron center, and then to transfer the second hydrogen atom from the iron atom to the oxygen atom. This reactivity exploration lasted for 25 seconds, whereby the energy and the forces were delivered, on average, every millisecond. Along the reaction coordinate, the framework detected the lower energy of the quartet potential energy surface and notified the operator accordingly (Fig. 2, a)). The structures corresponding to the crossings were recorded, but the operator stayed on the sextet potential energy surface. The sextet and quartet state energies along the explored path are shown in Fig. 2, b).

It must be emphasized that the path underlying the energy profiles of Fig. 2, b) is not a minimal energy path, since the structures on this path are not fully relaxed in all directions perpendicular to the exploration direction, which itself is only a first estimate for the minimal energy path.

Note that, as the energies reported here for the quartet state were obtained during an interactive manual exploration of the sextet state, these vertical splittings must be considered as upper bounds for an adiabatic minimum energy path.

The energy profiles of Fig. 2, b) are in qualitative agreement with previous work.^{16,46} Both spin inversions are reproduced for the studied reaction pathway, albeit at somewhat different points along the reaction coordinate. For an accurate assessment of the mechanism of the reaction, the recorded path (see the supporting information) can be (automatically) post-processed (preferably with more accurate quantum chemical methods), which is a capability that is part of our real-time set-up.²⁰

B. Chatt–Schrock Cycle

We illustrate the propensity toward reduction at one reaction step of the Chatt–Schrock cycle.^{49,50} This catalytic cycle describes nitrogen fixation at a mononuclear molybdenum center and was studied extensively by us^{14,51–55} and others^{56–59}. Here, we replaced the hexa-*iso*-propyl terphenyl (HIPT) substituents of the Yandulov–Schrock complex by methyl groups to reduce the computational cost.

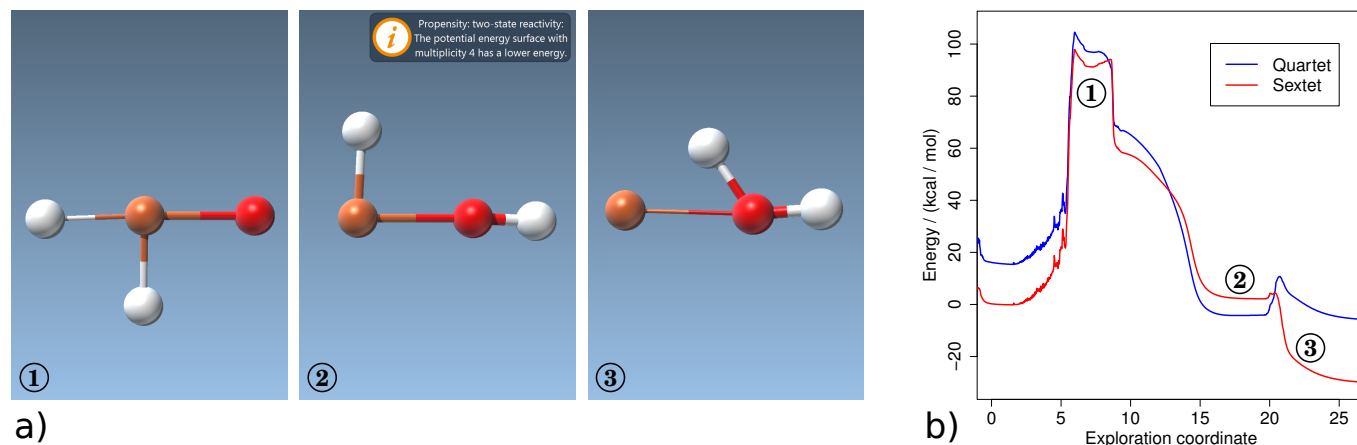


FIG. 2. Panel a) Screenshots taken during a real-time exploration of the oxidation of hydrogen by the iron oxide cation. The exploration takes place on the potential energy surface of the lowest sextet state. During the course of the exploration, the operator is notified when the quartet state has a lower energy (see image 2 in panel a), upper right corner). Panel b) Quartet and sextet energy profiles for the recorded path. The exploration coordinate is given in arbitrary units (in fact, the numbers on the abscissa denote seconds).

We considered the third protonation step in the cycle in our real-time quantum chemistry framework by transferring, with a haptic device, the acidic proton of acetic acid to the terminal nitrogen atom of the NNH_2 ligand. This manipulation took 5 seconds, during which the quantum chemical energies and forces were updated, on average, every 30 milliseconds. Acetic acid was preferred to lutidinium, which is employed in experiment for this reaction, because the latter is itself prone to reduction, which is in fact observed in our real-time set-up and as such an example for the usefulness of the molecular propensity concept. To focus on the molybdenum complex, we therefore exchanged lutidinium for a non-reducible acid such as acetic acid.

Following the proton transfer, reduction of the molybdenum complex becomes more favorable. Hence, the reduction propensity indicates a proton-coupled electron-transfer step. As soon as the reduction energy difference falls below a specified threshold value for the reduction, a notification appears (Fig. 3, a)). This value represents the energy necessary for the oxidation complementary to this reduction and was chosen to be -15 kcal/mol. An accurate estimation of this value is not possible with our current implementation, because we lack a proper description of a surrounding dielectric medium. The energy profile for this example is shown in Fig. 3, b).

C. [2+2] Cycloaddition

The photoexcitation propensity is exemplified at the [2+2] cycloaddition of two ethene molecules. To complete the reaction in the real-time quantum chemistry framework, one ethene molecule was moved toward the other one with a haptic device. This manipulation took

15 seconds, with energy and forces updated every millisecond.

The energy difference between the first excited state and the ground state changes significantly during this manipulation (Fig. 4, b)). The reaction product, cyclobutane, features a higher-lying first excited state than ethene, which can be rationalized by the disappearance of the π system during the reaction. Near the transition state, the excitation energy is smaller than for both, educts and product, and drops below a pre-defined threshold (in this example, 2.5 eV), which is notified to the operator (Fig. 4, a)).

A small photoexcitation energy is a direct indicator of a low-lying excited state. Accordingly, absorption of a photon of corresponding wavelength (possibly from ambient light) can result in a transition to this excited state. For the [2+2] cycloaddition, absorption of a photon can avoid the large activation barrier of the thermal reaction in line with the Woodward–Hoffmann rules.

D. Corey–Chaykovsky epoxidation

The Corey–Chaykovsky epoxidation^{60,61} shown in Fig. 5 is a more general application of the propensity concept. This reaction is a simplification of a reaction step of the synthesis of (+)-aphanamol I and II reported by Hansson and Wickberg.⁶²

The reaction was explored in 15 seconds by manipulating the formally negatively charged carbon atom of dimethylsulfonium methylide with a haptic device. Along this path, the real-time electronic structure calculations delivering the energy and forces required 30 ms on average. Fig. 6 shows screenshots of this manipulation. During

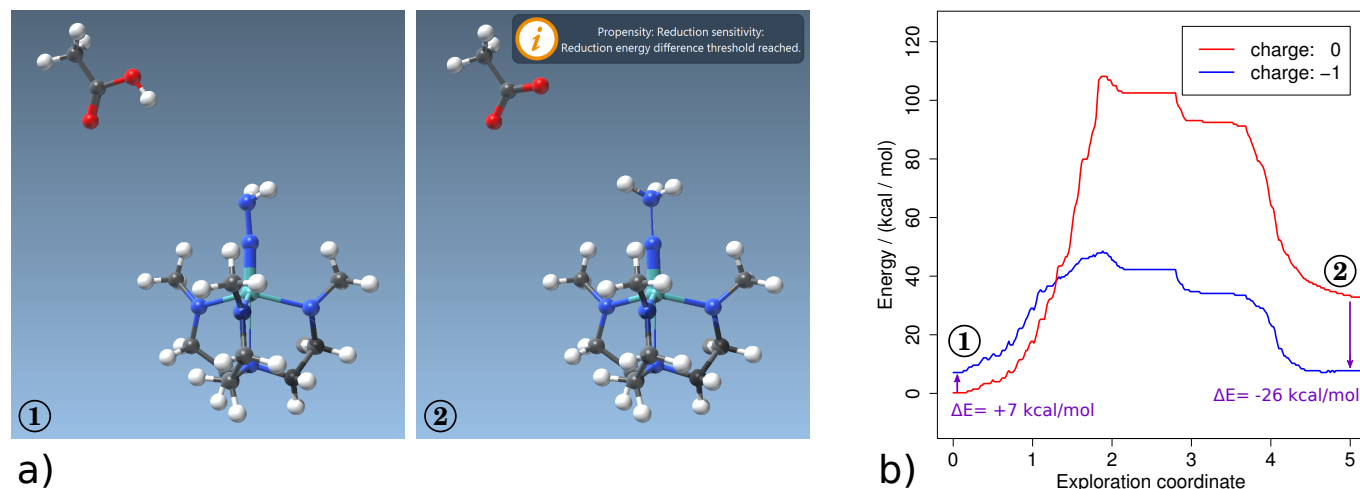


FIG. 3. Panel a) Screenshots taken during a real-time exploration of a step in the Chatt–Schrock nitrogen fixation cycle. The exploration takes place on the potential energy surface with zero molecular charge. Upon proton transfer to the nitrogen atom, the operator is notified (see upper right corner in image 2) that the reduction becomes more favorable. Panel b) Energy profiles for the uncharged and negatively charged system along the recorded path. The energy difference between the uncharged and the negatively charged species increases; this means that a reduction is more favorable for the final structure than for the starting structure. The exploration coordinate is given in arbitrary units (in fact, the numbers on the abscissa denote seconds).

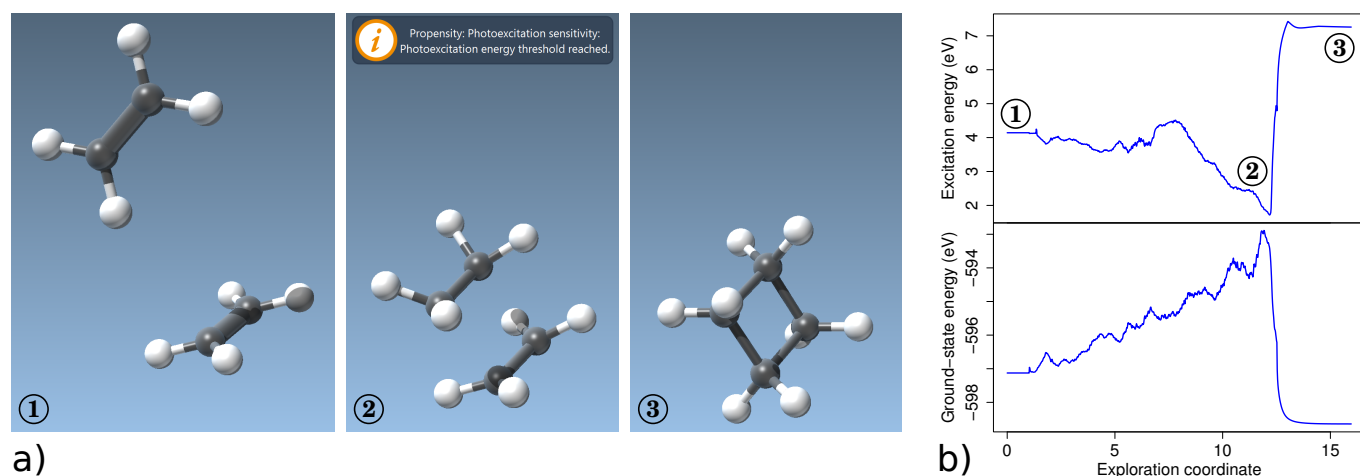


FIG. 4. Panel a) Screenshots taken during a real-time exploration of the [2+2] cycloaddition of two ethene molecules. As the two molecules come closer to each other, the operator is notified of the low-lying excited state (see upper part of image 2). Panel b) Energy profile of the electronic ground state (bottom), and of the first excitation energy (top) along the recorded path. The exploration coordinate is given in arbitrary units (in fact, the numbers on the abscissa denote seconds).

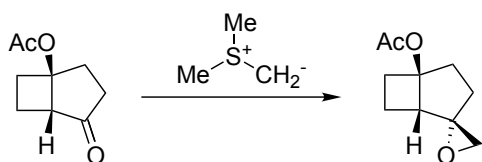


FIG. 5. Corey–Chaykovsky epoxidation.

the manipulation, the propensity evaluations detect energy matchings, which are displayed as notifications. For the starting molecular system, the operator is notified that the triplet energy surface is very close. This is still

true for the intermediate, at which point the operator is also notified about a low-lying excited state as well as a propensity toward reduction. For the product, only a propensity toward photoexcitation is left. The thresholds were the same as in the previous examples (-15 kcal/mol for the reduction propensity, 2.5 eV for the photoexcitation propensity). Energy profiles for the singlet and triplet states as well as for the reduction energy difference and the excitation energy for the lowest excited state are shown in Fig. 7.

In view of the propensities detected during this real-time exploration, it is evident that a detailed quantum chemi-

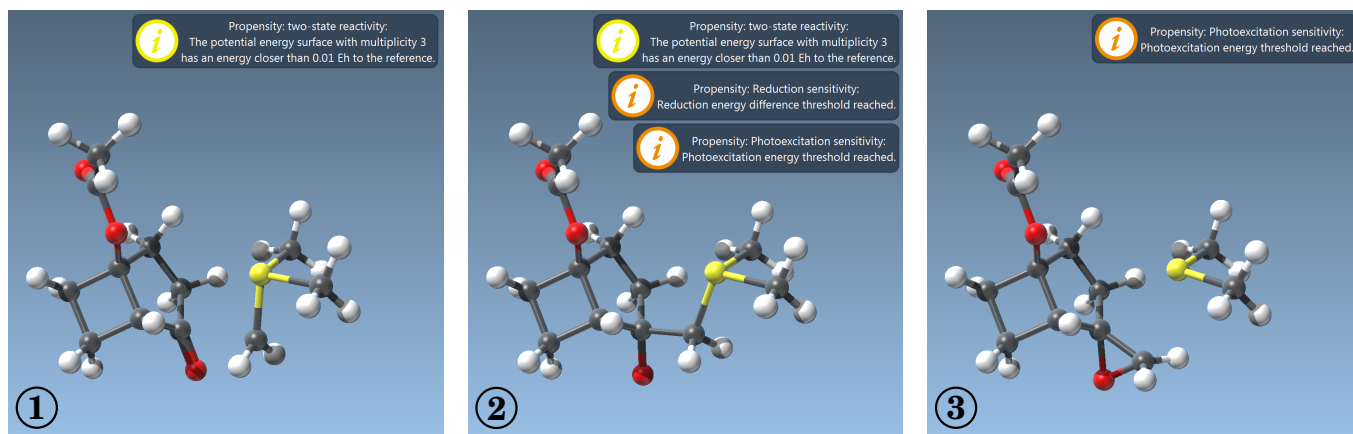


FIG. 6. Screenshots taken during a real-time exploration of the Corey–Chaykovsky epoxidation of Fig. 5. Propensity evaluations run continuously in the background and notifications appear when the thresholds are reached.

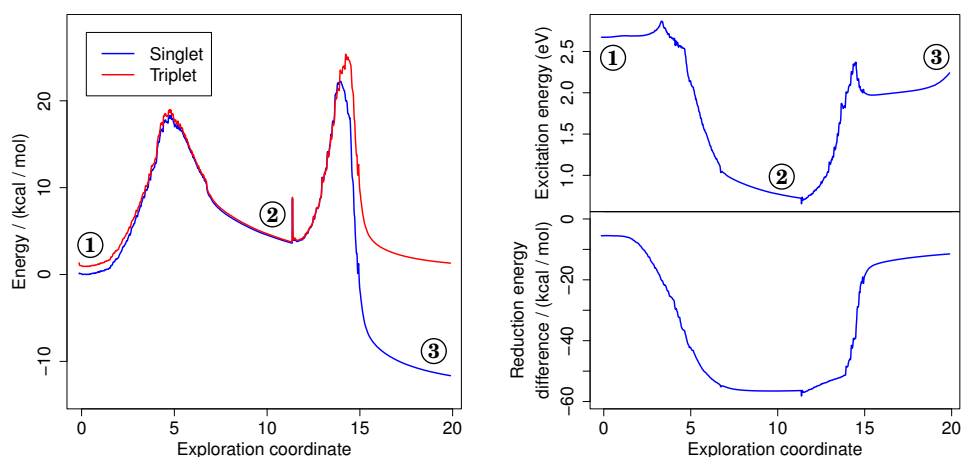


FIG. 7. Profiles for the Corey–Chaykovsky epoxidation of Fig. 5. The circled numbers correspond to the screenshots of Fig. 6. Left: Energy profiles for the singlet and triplet potential energy surfaces. Right, top: Excitation energy to the lowest excited state. Right, bottom: Energy difference that would result upon reduction. The exploration coordinate is given in arbitrary units (in fact, the numbers on the abscissa denote seconds).

cal study of the Corey–Chaykovsky epoxidation of Fig. 5 requires consideration of different potential energy surfaces. First, the singlet and triplet states are, for the first part of the reaction, nearly degenerate. Consequently, two-state reactivity may be involved in the reaction. Second, reduction is much more favored for the intermediate than it is for the educt and the product. As a result, care must be taken to examine whether reduction would occur under reaction conditions and, if so, the reactivity of the reduced species would need to be studied as well. Third, there is a very low-lying excited state for the intermediate. Hence, for a detailed reactivity study, the excitation energy should be refined with more accurate methods to determine whether ambient light may be absorbed by the system. Then, one could verify whether the excited state reacts differently than the ground state.

Hence, our real-time implementation of molecular propensity fulfills its purpose and points to potentially

interesting chemical processes beyond the single Born–Oppenheimer surface explored. New features of a molecular system can therefore be discovered. As the means for this discovery are quantum chemical methods affected by some method-inherent error, the findings require further investigation. Their existence and value can then be probed and validated in extensive calculations of higher accuracy. The most important aspect of this work is that possibly unexpected chemical behavior may be identified *in real time*.

VI. CONCLUSIONS

Studying chemical reactivity with first-principles methods is a complex task. Quantum chemical calculations require knowledge about the molecular system under consideration before the reactivity study has even begun.

This *a priori* knowledge is, however, not available for novel systems or for not well understood ones. In such cases, it is desirable to design algorithms for the discovery of otherwise overlooked mechanistic features.

A real-time exploration of the potential energy surface delivers quantum chemical data in an ultra-fast fashion. Also here, one is constrained to one single electronic state at a time.

In this work, we extended our real-time quantum chemistry framework to reactivity exploration by considering more than one electronic state simultaneously. To this end, this work introduces molecular propensity as the tendency of a molecular system to (re)act beyond what would be expected from its properties in a given state. This tendency increases when the energies of different states or configurations match, which may also be induced by external constraints. This energy boundary condition is a necessary, but not sufficient condition to assess the likeliness of a transition governed by some transition probability. Examples where molecular propensity plays a role are two-state reactivity, redox sensitivity, acid–base reactions, and photoactivation.

The implementation of molecular propensity in our real-time quantum chemistry framework required parallelized single-point calculations that follow the structural manipulations of the main reactivity exploration. It does not alter the reactivity exploration by the operator, but will produce a notification when molecular propensity needs to be taken into account. For instance, when the electronic energy corresponding to another spin state is close to that of the currently explored one (within some threshold that takes the accuracy of the electronic structure model into account), the operator is notified and the user interface allows for a change of spin state on the fly. In our implementation, the molecular structures corresponding to matching energies are recorded automatically in order to allow the operator to later return to these structures and to explore the potential energy surface for the other states.

The molecular propensity concept can be exploited in all types of first-principles calculations, of which first-principles molecular dynamics simulations are an important example.⁶³ Accordingly, also interactive *ab initio* molecular dynamics⁶⁴ and real-time structure optimizations⁶⁵ are frameworks that will benefit from this concept.

ACKNOWLEDGMENTS

We gratefully acknowledge support by ETH Zurich (grant number: ETH-20 15-1). We would like to thank Dr. Moritz Haag for discussions and suggestions.

- ¹N. Koga and K. Morokuma, “Ab initio molecular orbital studies of catalytic elementary reactions and catalytic cycles of transition-metal complexes,” *Chem. Rev.* **91**, 823–842 (1991).
- ²P. E. M. Siegbahn and M. R. A. Blomberg, “Transition-metal systems in biochemistry studied by high-accuracy quantum chemical methods,” *Chem. Rev.* **100**, 421–438 (2000).
- ³H. M. Senn and W. Thiel, “QM/MM Methods for Biomolecular Systems,” *Angew. Chem., Int. Ed.* **48**, 1198–1229 (2009).
- ⁴T. Ziegler and J. Autschbach, “Theoretical methods of potential use for studies of inorganic reaction mechanisms,” *Chem. Rev.* **105**, 2695–2722 (2005).
- ⁵N. Marzari, “Realistic modeling of nanostructures using density functional theory,” *MRS Bull.* **31**, 681–687 (2006).
- ⁶P. Huang and E. A. Carter, “Advances in correlated electronic structure methods for solids, surfaces, and nanostructures,” *Annu. Rev. Phys. Chem.* **59**, 261–290 (2008).
- ⁷M. Swart and M. Costas, *Spin States in Biochemistry and Inorganic Chemistry: Influence on Structure and Reactivity* (Wiley, 2015).
- ⁸G. Ceder, M. K. Aydinol, and A. F. Kohan, “Application of first-principles calculations to the design of rechargeable Li-batteries,” *Comput. Mater. Sci.* **8**, 161–169 (1997).
- ⁹A. Zunger, “Theoretical predictions of electronic materials and their properties,” *Curr. Opin. Solid State Mater. Sci.* **3**, 32–37 (1998).
- ¹⁰S. Curtarolo, D. Morgan, and G. Ceder, “Accuracy of ab initio methods in predicting the crystal structures of metals: A review of 80 binary alloys,” *CALPHAD: Comput. Coupling Phase Diagrams Thermochem.* **29**, 163–211 (2005).
- ¹¹J. Hachmann, R. Olivares-Amaya, S. Atahan-Evrenk, C. Amador-Bedolla, R. S. Sánchez-Carrera, A. Gold-Parker, L. Vogt, A. M. Brockway, and A. Aspuru-Guzik, “The Harvard Clean Energy Project: Large-Scale Computational Screening and Design of Organic Photovoltaics on the World Community Grid,” *J. Phys. Chem. Lett.* **2**, 2241–2251 (2011).
- ¹²T. Weymuth and M. Reiher, “Inverse Quantum Chemistry: Concepts and Strategies for Rational Compound Design,” *Int. J. Quantum Chem.* **114**, 823–837 (2014).
- ¹³T. Weymuth and M. Reiher, “Gradient-Driven Molecule Construction: An Inverse Approach Applied to the Design of Small-Molecule Fixating Catalysts,” *Int. J. Quantum Chem.* **114**, 838–850 (2014).
- ¹⁴M. Bergeler, G. N. Simm, J. Proppe, and M. Reiher, “Heuristics-guided exploration of reaction mechanisms,” *J. Chem. Theory Comput.* **11**, 5712–5722 (2015).
- ¹⁵S. Shaik, D. Danovich, A. Fiedler, D. Schröder, and H. Schwarz, “Two-state reactivity in organometallic gas-phase ion chemistry,” *Helv. Chim. Acta* **78**, 1393–1407 (1995).
- ¹⁶D. Schröder, S. Shaik, and H. Schwarz, “Two-state reactivity as a new concept in organometallic chemistry,” *Acc. Chem. Res.* **33**, 139–145 (2000).
- ¹⁷K. H. Marti and M. Reiher, “Haptic quantum chemistry,” *J. Comput. Chem.* **30**, 2010–2020 (2009).
- ¹⁸M. P. Haag, K. H. Marti, and M. Reiher, “Generation of potential energy surfaces in high dimensions and their haptic exploration,” *ChemPhysChem* **12**, 3204–3213 (2011).
- ¹⁹M. P. Haag and M. Reiher, “Real-time quantum chemistry,” *Int. J. Quantum Chem.* **113**, 8–20 (2013).
- ²⁰M. P. Haag and M. Reiher, “Studying chemical reactivity in a virtual environment,” *Faraday Discuss.* **169**, 89–118 (2014).
- ²¹M. P. Haag, A. C. Vaucher, M. Bosson, S. Redon, and M. Reiher, “Interactive chemical reactivity exploration,” *ChemPhysChem* **15**, 3301–3319 (2014).
- ²²The Oxford Pocket Dictionary of Current English, “propensity,” <http://www.encyclopedia.com/doc/1O999-propensity.html> (accessed: February 04, 2016) (2009).
- ²³Dictionary.com Unabridged, Random House, Inc., “propensity,” <http://dictionary.reference.com/browse/propensity> (accessed: February 04, 2016) (2016).

- ²⁴B. F. Minaev and H. Ågren, "Spin-catalysis phenomena," *Int. J. Quantum Chem.* **57**, 519–532 (1996).
- ²⁵A. L. Buchachenko and V. L. Berdinsky, "Spin catalysis as a new type of catalysis in chemistry," *Russ. Chem. Rev.* **73**, 1033–1039 (2004).
- ²⁶J. N. Harvey, "DFT Computation of Relative Spin-State Energetics of Transition Metal Compounds," *Struct. Bond.* **112**, 151–183 (2004).
- ²⁷M. Reiher and A. Wolf, *Relativistic Quantum Chemistry*, 2nd ed. (Wiley-VCH, Weinheim, 2015).
- ²⁸S. Shaik, H. Chen, and D. Janardanan, "Exchange-enhanced reactivity in bond activation by metal-oxo enzymes and synthetic reagents," *Nat. Chem.* **3**, 19–27 (2011).
- ²⁹M. Costas and J. N. Harvey, "Spin states: Discussion of an open problem," *Nat. Chem.* **5**, 7–9 (2013).
- ³⁰R. A. Marcus, "Electron transfer reactions in chemistry. Theory and experiment," *Rev. Mod. Phys.* **65**, 599–610 (1993).
- ³¹NANO-D — INRIA, "SAMSON Software, Version 0.5.0," (2016), <http://www.samson-connect.net/>.
- ³²A. C. Vaucher, M. P. Haag, and M. Reiher, "Real-time feedback from iterative electronic structure calculations," *J. Comput. Chem.* **37**, 805–812 (2016).
- ³³A. H. Mühlbach, A. C. Vaucher, and M. Reiher, "Accelerating wave function convergence in interactive quantum chemical reactivity studies," *J. Chem. Theory Comput.* **12**, 1228–1235 (2016).
- ³⁴D. Porezag, T. Frauenheim, T. Köhler, G. Seifert, and R. Kaschner, "Construction of tight-binding-like potentials on the basis of density-functional theory: Application to carbon," *Phys. Rev. B* **51**, 12947–12957 (1995).
- ³⁵G. Seifert, D. Porezag, and T. Frauenheim, "Calculations of molecules, clusters, and solids with a simplified LCAO-DFT-LDA scheme," *Int. J. Quantum Chem.* **58**, 185–192 (1996).
- ³⁶M. Elstner, D. Porezag, G. Jungnickel, J. Elsner, M. Haugk, T. Frauenheim, S. Suhai, and G. Seifert, "Self-consistent-charge density-functional tight-binding method for simulations of complex materials properties," *Phys. Rev. B* **58**, 7260–7268 (1998).
- ³⁷M. Gaus, Q. Cui, and M. Elstner, "DFTB3: Extension of the Self-Consistent-Charge Density-Functional Tight-Binding Method (SCC-DFTB)," *J. Chem. Theory Comput.* **7**, 931–948 (2011).
- ³⁸J. J. P. Stewart, "Optimization of parameters for semiempirical methods V: Modification of NDDO approximations and application to 70 elements," *J. Mol. Model.* **13**, 1173–1213 (2007).
- ³⁹F. Fuster and B. Silvi, "Determination of protonation sites in bases from topological rules," *Chem. Phys.* **252**, 279–287 (2000).
- ⁴⁰J. Melin, F. Aparicio, V. Subramanian, M. Galván, and P. K. Chattaraj, "Is the Fukui function a right descriptor of hard-hard interactions?" *J. Phys. Chem. A* **108**, 2487–2491 (2004).
- ⁴¹R. K. Roy, F. de Proft, and P. Geerlings, "Site of protonation in aniline and substituted anilines in the gas phase: A study via the local hard and soft acids and bases concept," *J. Phys. Chem. A* **102**, 7035–7040 (1998).
- ⁴²W. Yang and W. J. Mortier, "The use of global and local molecular parameters for the analysis of the gas-phase basicity of amines," *J. Am. Chem. Soc.* **108**, 5708–5711 (1986).
- ⁴³A. T. B. Gilbert, N. A. Besley, and P. M. W. Gill, "Self-Consistent Field Calculations of Excited States Using the Maximum Overlap Method (MOM)," *J. Phys. Chem. A* **112**, 13164–13171 (2008).
- ⁴⁴D. Schroeder, A. Fiedler, M. F. Ryan, and H. Schwarz, "Surprisingly low reactivity of bare iron monoxide ion (FeO^+) in its spin-allowed, highly exothermic reaction with molecular hydrogen to generate iron(1+) and water," *J. Phys. Chem.* **98**, 68–70 (1994).
- ⁴⁵D. E. Clemmer, Y.-M. Chen, F. A. Khan, and P. B. Armentrout, "State-Specific Reactions of Fe^+ (a6D, a4F) with D_2O and Reactions of FeO^+ with D_2 ," *J. Phys. Chem.* **98**, 6522–6529 (1994).
- ⁴⁶M. Filatov and S. Shaik, "Theoretical Investigation of Two-State-Reactivity Pathways of H–H Activation by FeO^+ : Addition–Elimination, "Rebound", and Oxene-Insertion Mechanisms," *J. Phys. Chem. A* **102**, 3835–3846 (1998).
- ⁴⁷A. Altun, J. Breidung, F. Neese, and W. Thiel, "Correlated Ab Initio and Density Functional Studies on H_2 Activation by FeO^+ ," *J. Chem. Theory Comput.* **10**, 3807–3820 (2014).
- ⁴⁸S. G. Ard, J. J. Melko, J. Oscar Martinez, V. G. Ushakov, A. Li, R. S. Johnson, N. S. Shuman, H. Guo, J. Troe, and A. A. Viggiano, "Further Insight into the Reaction $\text{FeO}^+ + \text{H}_2 \rightarrow \text{Fe}^+ + \text{H}_2\text{O}$: Temperature Dependent Kinetics, Isotope Effects, and Statistical Modeling," *J. Phys. Chem. A* **118**, 6789–6797 (2014).
- ⁴⁹D. V. Yandulov and R. R. Schrock, "Reduction of dinitrogen to ammonia at a well-protected reaction site in a molybdenum triamidoamine complex," *J. Am. Chem. Soc.* **124**, 6252–6253 (2002).
- ⁵⁰D. V. Yandulov and R. R. Schrock, "Catalytic reduction of dinitrogen to ammonia at a single molybdenum center," *Science* **301**, 76–78 (2003).
- ⁵¹B. Le Guennic, B. Kirchner, and M. Reiher, "Nitrogen Fixation under Mild Ambient Conditions: Part I - The Initial Dissociation/Association Step at Molybdenum Triamidoamine Complexes," *Chem. Eur. J.* **11**, 7448–7460 (2005).
- ⁵²M. Reiher, B. Le Guennic, and B. Kirchner, "Theoretical study of catalytic dinitrogen reduction under mild conditions," *Inorg. Chem.* **44**, 9640–9642 (2005).
- ⁵³S. Schenk, B. Le Guennic, B. Kirchner, and M. Reiher, "First-Principles Investigation of the Schrock Mechanism of Dinitrogen Reduction Employing the Full $\text{HIP}^{\text{T}}\text{N}_3\text{N}$ Ligand," *Inorg. Chem.* **47**, 3634–3650 (2008).
- ⁵⁴M. Bergeler, C. Herrmann, and M. Reiher, "Mode-tracking based stationary-point optimization," *J. Comput. Chem.* **36**, 1429–1438 (2015).
- ⁵⁵G. N. Simm and M. Reiher, "Systematic error estimation for chemical reaction energies," *J. Chem. Theory Comput.* **12**, 2762–2773 (2016).
- ⁵⁶Z. Cao, Z. Zhou, H. Wan, and Q. Zhang, "Enzymatic and catalytic reduction of dinitrogen to ammonia: Density functional theory characterization of alternative molybdenum active sites," *Int. J. Quantum Chem.* **103**, 344–353 (2005).
- ⁵⁷F. Studt and F. Tuczek, "Energetics and Mechanism of a Room-Temperature Catalytic Process for Ammonia Synthesis (Schrock Cycle): Comparison with Biological Nitrogen Fixation," *Angew. Chem. Int. Ed.* **44**, 5639–5642 (2005).
- ⁵⁸A. Magistrato, A. Robertazzi, and P. Carloni, "Nitrogen Fixation by a Molybdenum Catalyst Mimicking the Function of the Nitrogenase Enzyme: A Critical Evaluation of DFT and Solvent Effects," *J. Chem. Theory Comput.* **3**, 1708–1720 (2007).
- ⁵⁹W. Thimm, C. Gradert, H. Broda, F. Wennmohs, F. Neese, and F. Tuczek, "Free Reaction Enthalpy Profile of the Schrock Cycle Derived from Density Functional Theory Calculations on the Full $[\text{Mo}^{\text{HIP}^{\text{T}}}\text{N}_3\text{N}]$ Catalyst," *Inorg. Chem.* **54**, 9248–9255 (2015).
- ⁶⁰E. J. Corey and M. Chaykovsky, "Dimethylsulfoxonium Methylide," *J. Am. Chem. Soc.* **84**, 867–868 (1962).
- ⁶¹E. J. Corey and M. Chaykovsky, "Dimethylsulfoxonium Methylide ($(\text{CH}_3)_2\text{SOCH}_2$) and Dimethylsulfoxonium Methylide ($(\text{CH}_3)_2\text{SCH}_2$). Formation and Application to Organic Synthesis," *J. Am. Chem. Soc.* **87**, 1353–1364 (1965).
- ⁶²T. Hansson and B. Wickberg, "A short enantiospecific route to isodaucane sesquiterpenes from limonene. On the absolute configuration of (+)-aphanamol I and II." *J. Org. Chem.* **57**, 5370–5376 (1992).
- ⁶³D. Marx and J. Hutter, *Ab Initio Molecular Dynamics: Basic Theory and Advanced Methods* (Cambridge University Press, 2009).
- ⁶⁴N. Luehr, A. G. B. Jin, and T. J. Martínez, "Ab Initio Interactive Molecular Dynamics on Graphical Processing Units (GPUs)," *J. Chem. Theory Comput.* **11**, 4536–4544 (2015).
- ⁶⁵M. Bosson, C. Richard, A. Plet, S. Grudinin, and S. Redon, "Interactive quantum chemistry: A divide-and-conquer ASED-MO method," *J. Comput. Chem.* **33**, 779–790 (2012).