

# Galerkin Method for the numerical solution of the advection-diffusion equation by using exponential B-splines

Melis Zorsahin Gorgulu and Idris Dag

Department of Mathematics-Computer, Eskisehir Osmangazi University,  
26480, Eskisehir, Turkey.

## Abstract

In this paper, the exponential B-spline functions are used for the numerical solution of the advection-diffusion equation. Two numerical examples related to pure advection in a finitely long channel and the distribution of an initial Gaussian pulse are employed to illustrate the accuracy and the efficiency of the method. Obtained results are compared with some early studies.

**Keywords:** Exponential B-Spline; Galerkin Method; Advection-Diffusion Equation.

## 1 Introduction

One known problem of our age is the environmental pollution. This problem is increasingly reduce the quality of our water. Scientists are benefiting from the solution of the advection-diffusion equation (ADE) in modelling this problem. Since both advection and diffusion terms exist in the ADE, it also arises very frequently in transferring mass, heat, energy, velocity and vorticity in engineering and chemistry. Thus, the heat transfer in a draining film, dispersion of tracers in porous media, the intrusion of salt water into fresh water aquifers, the spread of pollutants in rivers and streams, the dispersion of dissolved material in estuaries and coastal sea, contaminant dispersion in shallow lakes, the absorption of chemicals into beds, the spread of solute in a liquid flowing through a tube, long-range transport of pollutants in the atmosphere, forced cooling by fluids of solid material such as windings in turbo generators, thermal pollution in river systems and flow in porous media, etc. are modeled by ADE [5].

It is well known that the solution of the advection-diffusion boundary value problem displays sharp boundary layers. To cope with the sharp solutions, some of the spline based methods for the numerical solution of

ADE are suggested such as the quasi-Lagrangian cubic spline method [6, 7], the characteristic methods integrated with splines [3, 4], the cubic B-spline Galerkin method [2], the quadratic B-spline subdomain collocation method [8], the spline approximation with the help of upwind collocation nodes [9], the exponential spline interpolation in characteristic based scheme [10], the cubic spline interpolation for the advection component and the Crank-Nicolson scheme for the diffusion component [11, 12], the meshless method based on thin-plate spline radial basis functions [13], the least-square B-spline finite element method [1], the standard finite difference method [14, 15], the cubic B-spline collocation method [16, 17, 28], the quadratic/cubic B-spline Taylor-Galerkin methods [18], the cubic/quadratic B-spline least-squares finite element techniques [19, 20, 21], the cubic B-spline differential quadrature method [5], the quadratic Galerkin finite elements method [22].

The exponential B-spline basis functions are used to establish the numerical methods. Thus the exponential B-spline based collocation method are constructed to solve the differential equations. Numerical solution of the singular perturbation problem is solved with a variant of exponential B-spline collocation method in the work [23], the cardinal exponential B-splines is used for solving the singularly perturbed problems [25], the exponential B-spline collocation method is built up for finding the numerical solutions of the self-adjoint singularly perturbed boundary value problems in the work [24], the numerical solutions of the convection-diffusion equation is obtained by using the exponential B-spline collocation method [26]. As far as we search, no study exists solving the advection-diffusion problems using the exponential B-spline Galerkin method. Thus advection-diffusion equation is fully integrated with combination of the exponential B-spline Galerkin method (EB-SGM) for space discretization and Crank-Nicolson method for time discretization.

The study is organized as follows. In section 2, exponential B-splines are introduced and their some basic relations are given. In section 3, the application of the numerical method to the ADE is given. The efficiency and the accuracy of the present method are investigated by using two numerical experiments related to pure advection in an infinitely long channel and the distribution of an initial Gaussian pulse.

## 2 Exponential B-splines and Finite Element Solution

The mathematical model describing the transport and diffusion processes is the one dimensional ADE

$$\frac{\partial u}{\partial t} + \xi \frac{\partial u}{\partial x} - \lambda \frac{\partial^2 u}{\partial x^2} = 0, \quad (1)$$

where the function  $u(x, t)$  represents the concentration at position  $x$  and time  $t$  with uniform flow velocity  $\xi$  and constant diffusion coefficient  $\lambda$ . The initial condition of Eq. (1) is

$$u(x, 0) = u_0(x), \quad 0 \leq x \leq L \quad (2)$$

and the boundary conditions are

$$u(0, t) = f_0(t), \quad u(L, t) = f_L(t) \quad \text{or} \quad -\lambda \frac{\partial u}{\partial x} \Big|_L = \phi_L(t) \quad (3)$$

where  $L$  is the length of the channel,  $\phi_L$  is the flux at the boundary  $x = L$  and  $u_0, f_0, f_L$  are imposed functions.

Let us consider a uniform mesh  $\Gamma$  with the knots  $x_i$  on  $[a, b]$  such that

$$\Gamma : a = x_0 < x_1 < x_2 < \dots < x_{N-1} < x_N = b$$

where  $h = \frac{b-a}{N}$  and  $x_i = x_0 + ih$ .

Let  $\phi_i(x)$  be the exponential B-splines at the points of  $\Gamma$  together with knots  $x_i, i = -3, -2, -1, N+1, N+2, N+3$  outside the interval  $[a, b]$  and having a finite support on the four consecutive intervals  $[x_i + kh, x_i + (k+1)h]_{k=-3}^0, i = 0, \dots, N+2$ . According to McCartin [29], the  $\phi_i(x)$  can be defined as

$$\phi_i(x) = \begin{cases} b_2 \left[ (x_{i-2} - x) - \frac{1}{p} (\sinh(p(x_{i-2} - x))) \right] & \text{if } x \in [x_{i-2}, x_{i-1}]; \\ a_1 + b_1(x_i - x) + c_1 e^{p(x_i - x)} + d_1 e^{-p(x_i - x)} & \text{if } x \in [x_{i-1}, x_i]; \\ a_1 + b_1(x - x_i) + c_1 e^{p(x - x_i)} + d_1 e^{-p(x - x_i)} & \text{if } x \in [x_i, x_{i+1}]; \\ b_2 \left[ (x - x_{i+2}) - \frac{1}{p} (\sinh(p(x - x_{i+2}))) \right] & \text{if } x \in [x_{i+1}, x_{i+2}]; \\ 0 & \text{otherwise.} \end{cases} \quad (4)$$

where

$$p = \max_{0 \leq i \leq N} p_i, \quad s = \sinh(ph), \quad c = \cosh(ph)$$

$$b_2 = \frac{p}{2(phc - s)}, \quad a_1 = \frac{phc}{phc - s}, \quad b_1 = \frac{p}{2} \left[ \frac{c(c-1) + s^2}{(phc - s)(1-c)} \right],$$

$$c_1 = \frac{1}{4} \left[ \frac{e^{-ph}(1-c) + s(e^{-ph} - 1)}{(phc - s)(1-c)} \right], \quad d_1 = \frac{1}{4} \left[ \frac{e^{ph}(c-1) + s(e^{ph} - 1)}{(phc - s)(1-c)} \right].$$

Each basis function  $\phi_i(x)$  is twice continuously differentiable. The values of  $\phi_i(x)$ ,  $\phi'_i(x)$  and  $\phi''_i(x)$  at the knots  $x_i$ 's are given in Table 1.

Table 1: Exponential B-spline values

	$x_{i-2}$	$x_{i-1}$	$x_i$	$x_{i+1}$	$x_{i+2}$
$\phi_i(x)$	0	$\frac{s-ph}{2(phc-s)}$	1	$\frac{s-ph}{2(phc-s)}$	0
$\phi'_i(x)$	0	$\frac{p(c-1)}{2(phc-s)}$	0	$\frac{p(1-c)}{2(phc-s)}$	0
$\phi''_i(x)$	0	$\frac{p^2 s}{2(phc-s)}$	$\frac{-p^2 s}{phc-s}$	$\frac{p^2 s}{2(phc-s)}$	0

The  $\phi_i(x)$ ,  $i = -1, \dots, N+1$  form a basis for functions defined on the interval  $[a, b]$ . We seek an approximation  $U(x, t)$  to the analytical solution  $u(x, t)$  in terms for the exponential B-splines

$$u(x, t) \approx U(x, t) = \sum_{i=-1}^{N+1} \phi_i(x) \delta_i(t) \quad (5)$$

where  $\delta_i(t)$  are time dependent unknown to be determined from the boundary conditions and Galerkin approach to the equation (1). The approximate solution and their derivatives at the knots can be found from the Eq. (4-5) as

$$\begin{aligned} U_i &= U(x_i, t) = \alpha_1 \delta_{i-1} + \delta_i + \alpha_1 \delta_{i+1}, \\ U'_i &= U'(x_i, t) = \alpha_2 \delta_{i-1} - \alpha_2 \delta_{i+1}, \\ U''_i &= U''(x_i, t) = \alpha_3 \delta_{i-1} - 2\alpha_3 \delta_i + \alpha_3 \delta_{i+1} \end{aligned} \quad (6)$$

$$\text{where } \alpha_1 = \frac{s - ph}{2(phc - s)}, \alpha_2 = \frac{p(1 - c)}{2(phc - s)}, \alpha_3 = \frac{p^2 s}{2(phc - s)}.$$

Applying the Galerkin method to the ADE with the exponential B-splines as weight function over the interval  $[a, b]$  gives

$$\int_a^b \phi_i(x) (u_t + \xi u_x - \lambda u_{xx}) dx = 0. \quad (7)$$

The approximate solution  $U$  over the element  $[x_m, x_{m+1}]$  can be written as

$$U^e = \phi_{m-1}(x) \delta_{m-1}(t) + \phi_m(x) \delta_m(t) + \phi_{m+1}(x) \delta_{m+1}(t) + \phi_{m+2}(x) \delta_{m+2}(t) \quad (8)$$

where quantities  $\delta_j(t)$ ,  $j = m-1, \dots, m+2$  are element parameters and  $\phi_j(x)$ ,  $j = m-1, \dots, m+2$  are known as the element shape functions.

The contribution of the integral equation (7) over the sample interval  $[x_m, x_{m+1}]$  is given by

$$\int_{x_m}^{x_{m+1}} \phi_j(x) (u_t + \xi u_x - \lambda u_{xx}) dx. \quad (9)$$

Applying the Galerkin discretization scheme by replacing  $U_t$ ,  $U_x$ ,  $U_{xx}$ , which are derivatives of the approximate solution  $U^e$  in Eq. (8), into  $u_t$ ,  $u_x$ ,  $u_{xx}$ , which are derivatives of the exact solution  $u$ , respectively, we obtain a system of equations in the unknown parameters  $\delta_j$

$$\sum_{i=m-1}^{m+2} \left\{ \left( \int_{x_m}^{x_{m+1}} \phi_j \phi_i dx \right) \dot{\delta}_i + \xi \left( \int_{x_m}^{x_{m+1}} \phi_j \phi_i' dx \right) \delta_i - \lambda \left( \int_{x_m}^{x_{m+1}} \phi_j \phi_i'' dx \right) \delta_i \right\} \quad (10)$$

where  $i$  and  $j$  take only the values  $m-1, m, m+1, m+2$  for  $m = 0, 1, \dots, N-1$  and  $\dot{\cdot}$  denotes time derivative.

In the above system of differential equations, when  $A_{ji}^e$ ,  $B_{ji}^e$  and  $C_{ji}^e$  are denoted by

$$A_{ji}^e = \int_{x_m}^{x_{m+1}} \phi_j \phi_i dx, \quad B_{ji}^e = \int_{x_m}^{x_{m+1}} \phi_j \phi_i' dx, \quad C_{ji}^e = \int_{x_m}^{x_{m+1}} \phi_j \phi_i'' dx \quad (11)$$

where  $\mathbf{A}^e$ ,  $\mathbf{B}^e$  and  $\mathbf{C}^e$  are the element matrices of which dimensions are  $4 \times 4$ , the matrix form of the Eq.(10) can be written as

$$\mathbf{A}^e \dot{\delta}^e + (\xi \mathbf{B}^e - \lambda \mathbf{C}^e) \delta^e \quad (12)$$

where  $\delta^e = (\delta_{m-1}, \dots, \delta_{m+2})^T$ .

Gathering the systems (12) over all elements, we obtain global system

$$\mathbf{A} \dot{\delta} + (\xi \mathbf{B} - \lambda \mathbf{C}) \delta = 0 \quad (13)$$

where  $\mathbf{A}$ ,  $\mathbf{B}$ ,  $\mathbf{C}$  are derived from the corresponding element matrices  $\mathbf{A}^e$ ,  $\mathbf{B}^e$ ,  $\mathbf{C}^e$  and  $\delta = (\delta_{-1}, \dots, \delta_{N+1})^T$  contain all elements parameters.

The unknown parameters  $\delta$  are interpolated between two time levels  $n$  and  $n+1$  with the Crank-Nicolson method

$$\delta = \frac{\delta^{n+1} + \delta^n}{2}, \quad \dot{\delta} = \frac{\delta^{n+1} - \delta^n}{\Delta t},$$

we obtain iterative formula for the time parameters  $\delta^n$ :

$$\left[ \mathbf{A} + \frac{\Delta t}{2} (\xi \mathbf{B} - \lambda \mathbf{C}) \right] \delta^{n+1} = \left[ \mathbf{A} - \frac{\Delta t}{2} (\xi \mathbf{B} - \lambda \mathbf{C}) \right] \delta^n. \quad (14)$$

The set of equations consist of  $(N + 3)$  equations with  $(N + 3)$  unknown parameters. Before starting the iteration procedure, boundary conditions must be adapted into the system. For this purpose, we delete first and last equations from the system (14) and eliminate the terms  $\delta_{-1}^{n+1}$  and  $\delta_{N+1}^{n+1}$  from the remaining system (14) by using boundary conditions in (3), which give the following equations:

$$\begin{aligned} u(a, t) &= \alpha_1 \delta_{-1}^n + \delta_0^n + \alpha_1 \delta_1^n = \beta_1, \\ u(b, t) &= \alpha_1 \delta_{N-1}^n + \delta_N^n + \alpha_1 \delta_{N+1}^n = \beta_2, \end{aligned}$$

we obtain a septa-diagonal matrix with the dimension  $(N + 1) \times (N + 1)$ .

To start evolution of the vector of initial parameters  $\delta^0$ , it must be determined by using the initial condition (2) and boundary conditions (3):

$$\begin{aligned} u'_0(x_0, 0) &= \frac{p(1-c)}{2(phc-s)} \delta_{-1} + \frac{p(c-1)}{2(phc-s)} \delta_1 \\ u(x_m, 0) &= \frac{s-ph}{2(phc-s)} \delta_{m-1} + \delta_m + \frac{s-ph}{2(phc-s)} \delta_{m+1}, \quad m = 0, \dots, N \\ u'(x_N, 0) &= \frac{p(1-c)}{2(phc-s)} \delta_{N-1} + \frac{p(c-1)}{2(phc-s)} \delta_{N+1} \end{aligned} \quad (15)$$

The solution of matrix equation (15) with the dimensions  $(N + 1) \times (N + 1)$  is obtained by the way of Thomas algorithm. Once  $\delta^0$  is determined, we can start the iteration of the system to find the parameters  $\delta^n$  at time  $t^n = n\Delta t$ . Thus the approximate solution  $U$  (5) can be determined by using these  $\delta$  values.

### 3 Test Problems

We have carried out two test problems to demonstrate the performance of the given algorithm. Accuracy of the method is measured by the error norm

$$L_\infty = \|u^{\text{exact}} - u^{\text{numeric}}\|_\infty = \max_{0 \leq j \leq N} |u_j^{\text{exact}} - u_j^{\text{numeric}}|. \quad (16)$$

In numerical calculations, the determination of  $p$  in the exponential B-spline is made by experimentally. The Courant number is defined by the ratio of the flow velocity  $\xi$  to the mesh velocity  $\frac{h}{\Delta t}$ , i.e.,

$$C_r = \xi \frac{\Delta t}{h}.$$

### 3.1 Pure advection in an infinitely long channel

In the first example, we consider the pure advection that is  $\lambda = 0$ , in an infinitely long channel is of long constant cross-section, bottom slope and in which constant velocity is  $\xi = 0.5 \text{ m/s}$ . The analytical solution is

$$u(x, t) = 10 \exp\left(-\frac{1}{2\rho^2} (x - x_0 - \xi t)^2\right) \quad (17)$$

where  $\rho = 264 \text{ m}$  is the standard deviation and the initial distribution is  $x_0 = 2 \text{ km}$  away from the start. The initial concentration can be obtained from (17) by taking  $t = 0$ . At the boundaries the following conditions are taken:

$$u(0, t) = u(L, t) = 0$$

where  $L = 9 \text{ km}$ . Since the velocity is  $0.5 \text{ m/s}$ , the initial distribution is transported  $4.8 \text{ km}$  after  $9600 \text{ s}$ . Fig. 1 shows this transportation.

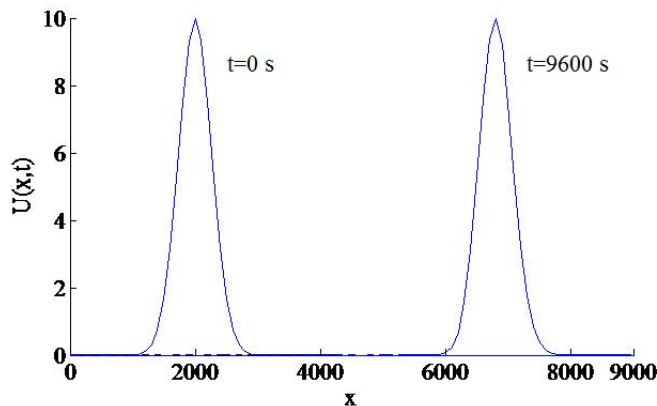


Figure 1: Transportation of the initial distribution with  $C_r = 0.25$  and  $\Delta t = 50$

The obtained peak concentrations at  $t = 9600 \text{ s}$  for various Courant numbers are given in Table 2. As it is seen from the table that during the running of time period, the calculations show that the results of EBSGM are considerably near to the exact value and in general, it leads to more accurate results than the other methods. To see the errors along the whole domain for various Courant numbers, Table 3 is documented. According to this table, the results of EBSGM are mostly more accurate than the those produce by the least square finite element method and extended cubic B-spline collocation method for various Courant numbers. The absolute error distributions of the EBSGM at  $t = 9600$  is illustrated in Fig. 2. Maximum error occurred around the peak concentration.

Table 2: Peak concentrations at  $t = 9600$  s for various  $C_r$  and  $\Delta t = 50$

$C_r$	$h$	$p$	EBSGM	[3]	[1]	[2]	Exact
0.25	100	6.8E-6	9.992	9.816	9.926	9.986	10.000
0.50	50	13.6E-6	9.992	9.836	9.932	9.986	10.000
0.75	33.3	2.04E-5	9.992	9.934	9.949	9.993	10.000
1.00	25	3.59E-5	9.992	10.000	9.961	9.986	10.000
1.50	16.6	4.91E-5	9.992	9.941	9.959	9.994	10.000
2.00	12.5	7.18E-5	9.992	10.000	9.961	9.986	10.000
3.20	7.8	7.50E-6	9.993	9.988	9.962	9.999	10.000

Table 3: Errors at  $t = 9600$  s with  $\xi = 0.5$  m/s.

$C_r$	$h$	$\Delta t$	$p$	EBSGM	[28]	[1]
0.125	200	50	3.30E-6	1.63E-1	1.29	5.18E-1
0.25	100	50	6.80E-6	8.60E-2	3.25E-1	3.76E-1
0.50	50	50	13.6E-6	9.07E-2	1.98E-1	3.73E-1
0.50	10	10	1.53E-4	3.51E-3	7.51E-3	
0.50	1	1	3.04E-4	3.53E-5	7.50E-5	
0.50	0.5	0.5	3.40E-3	1.20E-5	1.88E-5	
0.75	33.3	50	2.04E-5	9.03E-2		3.76E-1
1.00	25	50	3.59E-5	9.02E-2		3.79E-1
1.50	16.6	50	4.91E-5	8.96E-2		3.78E-1
2.00	12.5	50	7.18E-5	9.02E-2		3.79E-1
3.20	7.8	50	7.50E-6	8.90E-2		3.80E-1

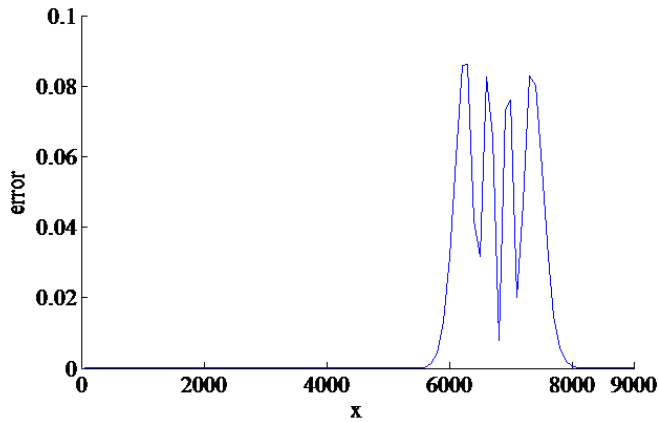


Figure 2: Absolute error distributions at  $t = 9600$  with  $C_r = 0.25$  and  $\Delta t = 50$



### 3.2 The distribution of an initial Gaussian pulse

As a second test problem, we deal with both advection and diffusion. The analytical solution to the one-dimensional ADE of a Gaussian pulse of unit height over the domain  $[0, 9]$  is given as

$$u(x, t) = \frac{1}{\sqrt{4t + 1}} \exp\left(-\frac{(x - x_0 - \xi t)^2}{\lambda\sqrt{4t + 1}}\right) \quad (18)$$

where  $\xi$  is the velocity,  $\lambda$  is diffusion coefficient and  $x_0$  is the centre of the initial Gaussian pulse [27].

The initial condition is chosen as the analytical value of the Eq. (18) for  $t = 0$  and the boundary conditions are chosen as

$$u(0, t) = u(9, t) = 0.$$

The results presented here are computed for time step  $\Delta t = 0.0125$  s. Parameters in the equation are used as  $\lambda = 0.005$   $m^2/s$  and  $\xi = 0.8$   $m/s$ . Fig.3 shows the behavior of the numerical and analytical solutions (which are graphed with continuous lines) for various times until the simulation terminating time  $t = 5$ . Thus, the decay in time of the initial pulse is modeled. So that the effect of the diffusion term has been observed in this test problem. The absolute error distributions of the EBSGM at  $t = 5$  is illustrated in Fig. 4.

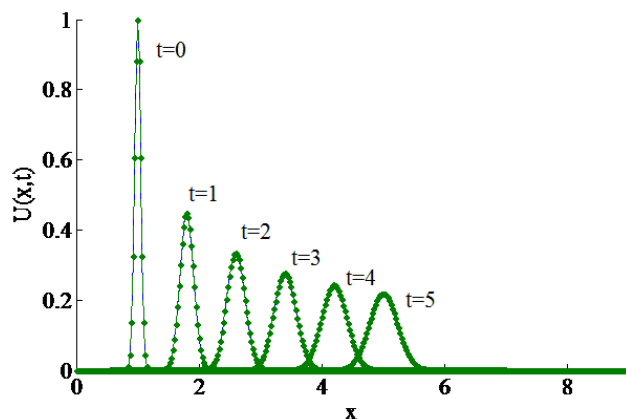


Figure 3: Distribution of an initial Gaussian pulse

For comparison, the advection-diffusion equation is solved for various Courant numbers and computed errors at  $t = 5$  s are presented in Table 4.

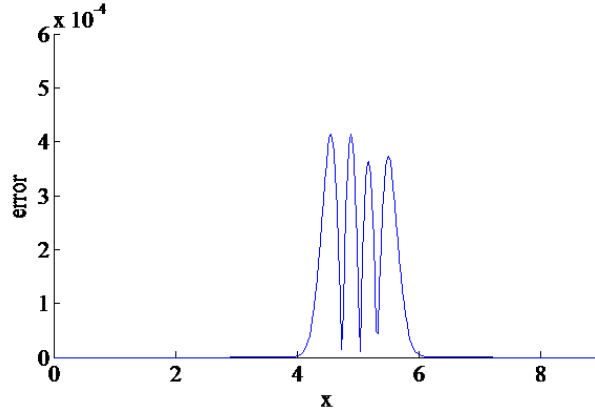


Figure 4: Absolute error distributions at  $t = 5$  with  $h = 0.025$ ,  $\Delta t = 0.0125$

Table 4: Error norm at  $t = 5$ ,  $\xi = 0.8$  m/s,  $\lambda = 0.005$  m<sup>2</sup>/s,  $\Delta t = 0.0125$

$C_r$	$h$	EBSGM ( $p = 0.05286$ )	Method I [5]	Method II [5]
0.05	0.2	0.1326154	0.1253926	0.1361437
0.10	0.1	0.0042464	0.0069553	0.0145554
0.20	0.05	0.0008333	0.0012117	0.0002886
0.40	0.025	0.0004134	0.0003071	0.0000181

## 4 Conclusion

In this paper, we have proposed a new algorithm for the numerical solution of the ADE. This algorithm is obtained by employing exponential B-spline functions to the well known Galerkin finite element method. To see achievement of the method is studied two test problems. The resulting numerical solutions for various Courant numbers are compared with the previous studies in Tables 3 and 4. Accordingly, we can say that the proposed method give acceptable results.

## Acknowledgements

The authors are grateful to The Scientific and Technological Research Council of Turkey for financial support for their project 113F394 and granting scholarship for the author Melis' Ph.D. studies.

## References

- [1] I. Dag, D. Irk and M. Tombul, Least-squares finite element method for advection-diffusion equation, Appl. Math. Comput., 173 (2006), p. 554-565.

- [2] L.R.T. Gardner and I. Dag, A numerical solution of the advection-diffusion equation using B-spline finite element , Proceedings Intern. AMSE Conference Systems Analysis, Control & Design Lyon (France), July 4-6, 1 (1994), p. 109-116.
- [3] R. Szymkiewicz, Solution of the advection-diffusion equation using the spline function and finite elements, Commun. Numer. Meth. En., 9 (1993), p. 197-206.
- [4] T.L. Tsai, S.W. Chiang and J.C. Yang, Examination of characteristics method with cubic interpolation for advection-diffusion equation, Comput. Fluids, 35 (2006), p. 1217-1227.
- [5] A. Korkmaz and I. Dag, Cubic B-spline differential quadrature methods for the advection-diffusion equation, International Journal of Numerical Methods for Heat&Fluid Flow, vol. 22, 8 (2012), p. 1021-1036.
- [6] D.W. Pepper, C.D. Kern and P.E. Jr. Long, Modeling the dispersion of atmospheric pollution using cubic splines and chapeau functions, Atmos. Environ., vol. 13, 2 (1979), p. 223-237.
- [7] S. Okamoto, K. Sakai, K. Matsumoto, K.Horiuchi and K. Kobayashi, Development and application of a three-dimensional Taylor-Galerkin numerical model for air quality simulation near roadway tunnel portals, J. Appl. Meteor., vol. 37, 10 (1998), p. 1010-1025.
- [8] L.R.T. Gardner, G.A.S. Gardner and E. Netter, A new B-spline finite element method for the advection-diffusion equation, Int. Coll on Differential equations, Plovdiv Bulgaria, (1994), p. 123-152.
- [9] D. Funaro and G. Pontrelli, Spline approximation of advection-diffusion problems using upwind type collocation nodes, J. Comput. Appl. Math., vol. 10, 1 (1999), p. 141-153.
- [10] C. Zoppou, S. Roberts and R.J. Renka, Exponential spline interpolation in characteristic based scheme for solving the advection-diffusion equation, International Journal for Numerical Method in Fluids, vol. 33, (2000), p. 429-452.
- [11] Z. Ahmad, Numerical solution for advection-diffusion equation with spatially variable coefficients, ISH Journal of Hydraulic Engineering, vol. 1, 6 (2000), p. 46-54.
- [12] Z. Ahmad and U.C. Kothyari, Time-line cubic spline interpolation scheme for solution of advection equation, Computer&Fluids, vol. 30, 6(2001), p. 737-752.
- [13] I. Boztosun, A. Charafi, M. Zerroukat and K. Djidjeli, Thin-plate spline radial basis function scheme for advection-diffusion problems, Electronic Journal of Boundary Elements, BETEQ, vol. 2, 2 (2002), p. 267-282.

- [14] M. Thongmoon and R. Mckibbin, A comparison of some numerical methods for the advection-diffusion equation, *Res. Lett. Int. Math. Sci.*, vol. 10, (2006), p. 49-62.
- [15] M. Thongmoon, S. Thangmanee and R. Mckibbin, A comparison of splines interpolation with standard finite methods for one-dimensional advection-diffusion equation, *International Journal of Modern Physics C*, vol. 9, 8 (2008), p. 1291-1304.
- [16] J. Goh, A.A. Majid and A.I.Md. Ismail, A comparison of some splines-based methods for the one-dimensional heat equation, *World Academy of Science, Engineering and Technology*, vol. 70, 10 (2010), p. 858-861.
- [17] J. Goh, A.A. Majid and A.I.Md. Ismail, Cubic B-spline collocation method for one-dimensional heat and advection-diffusion equations, *Journal of Applied Mathematics*, vol. 2012, (2012), p. 1-8.
- [18] I. Dag, A. Canivar and A. Sahin, Taylor-Galerkin method for advection-diffusion equation, *Kybernetes*, vol. 40, 5-6 (2011), p. 762-777.
- [19] S. Kapoor and S. Dhawan, B-spline finite element technique for advection-diffusion equation, *Int. J. of Appl. Math. and Mech.*, vol. 6, 8 (2010), p. 75-94.
- [20] S. Dhawan, S. Rawat, S. Kumar and S. Kapoor, Solution of advection diffusion equation using finite element method, *Modelling simulation and applied optimization international conference (ICM-SAO)*, IEEE, (2011), p. 1-4.
- [21] S. Dhawan, S. Kapoor and S. Kumar, Numerical method for advection-diffusion equation using FEM and B-splines, *Journal of Computational Science*, vol. 3, 5 (2012), p. 429-443.
- [22] H. Bulut, T. Akturk and Y. Ucar, The solution of advection diffusion equation by the finite elements method, *International Journal of Basic&Applied Sciences IJBAS-IJENS*, vol. 13, 1 (2013), p. 267-282.
- [23] M. Sakai and R. A. Usmani, , A class of simple exponential B-splines and their application to numerical solution to singular perturbation problems, *Numer. Math.* vol. 55, (1989), p. 493-500.
- [24] S. C. S. Rao, M. Kumar, Exponential B-spline collocation method for self-adjoint singularly perturbed value problems, *Applied Numerical Mathematics*, vol. 59, (2008), p. 1572-1581.
- [25] D. Radunovic, Multiresolution exponential B-splines and singularly perturbed boundary problem, *Numer Algor*, vol. 47 (2008), p. 191-210.
- [26] R. Mohammadi, Exponential B-spline solution of convection-diffusion equation, *Applied Mathematics*, vol. 4 (2013), p. 933-944.

- [27] S. Sankaranarayanan, N.J. Shankar and H.F. Cheong, Three-dimensional finite difference model for transport of conservative pollutants, *Ocean Engineering*, vol. 25, 6 (1998), p. 425-442.
- [28] D. Irk, I. Dag and M. Tombul, Extended cubic B-spline solution of the advection-diffusion equation, *KSCE Journal of Civil Engineers*, (2014), p. 1-6.
- [29] B. J. McCartin, Theory of exponential splines, *Journal of Approximation Theory*, 66, 1-23 (1991), p. 86-96.