

Pithagoras' theorem via equilateral triangles

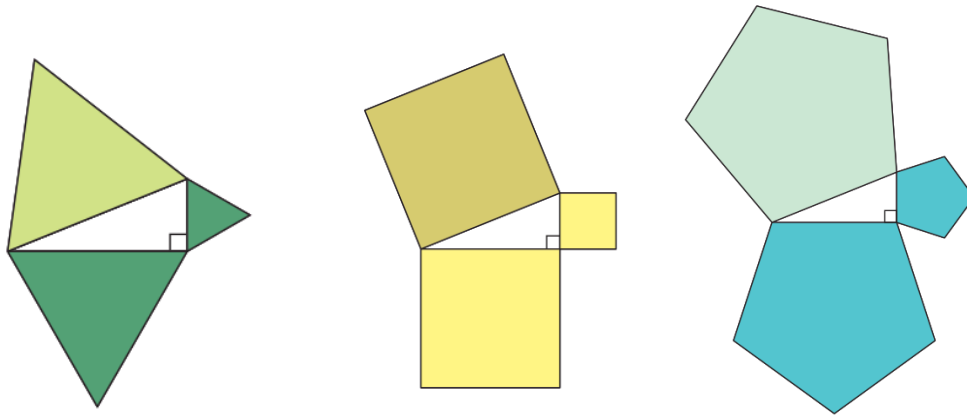
Andrés Navas

Pythagoras' theorem is perhaps the most important theorem in basic Mathematics, and many proofs are known. Besides Pythagoras', there is one in the *Jiuzhang Suanshu*, an ancient Chinese text which is somewhat contemporary to Pythagoras; see [1]. Another proof is attributed to Leonardo da Vinci [2], and there is also a proof by the USA president James Gardfield [3]. The reader may consult [4] for a list of 116 different proofs of the theorem, with discussion and links to many other ones.

Here we propose still another proof which is nonstandard as we do not use neither squares nor similarity of triangles. To motivate it, let a, b be the cathetus of a right-angled triangle and c its hypotenuse. Then from the equality

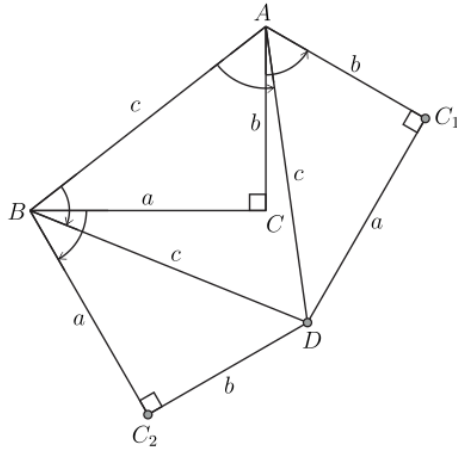
$$a^2 + b^2 = c^2$$

it readily follows that the area of a regular n -gon of side c is the sum of the areas of two regular n -gons of sides a and b , respectively. To see this, it suffices to multiply both sides of this equality by an appropriate constant (namely, the area of the regular n -gon of side length 1). Actually, this statement for any given $n \geq 3$ also implies (hence it is equivalent to) Pythagoras' theorem just by reversing this argument.

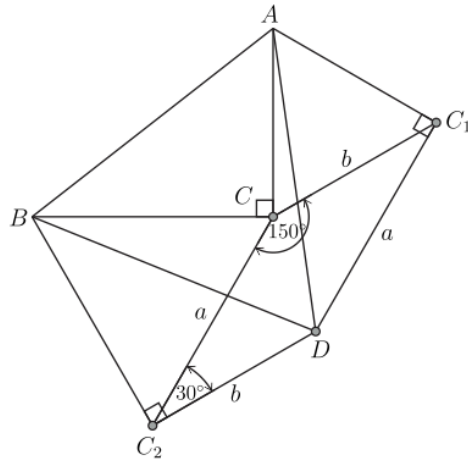


In [5], Kassie Smith asks for a more geometric proof of all of this. Of course, in this framework, Wallace-Bolyai-Gerwien's decomposition theorem applies [6], hence there should be a decomposition of the two small n -gons into polygonal pieces that, after rearrangement, yield the larger one. Nevertheless, the number of pieces may be very large.

Below, we provide a short geometric proof of the statement above for equilateral triangles by using a beautiful and seemingly unnoticed configuration. To start with, let A, B, C be the vertices of the triangle. Rotate the triangle ABC counter-clockwise in 60° at the vertex A , and clockwise also in 60° at B . Call C_1, B_1 and C_2, A_2 the image of the vertices, as shown in the picture below. Notice that $BA_2 = c = AB_1$ and $\angle ABA_2 = \angle BAB_1 = 60^\circ$. Hence, A_2 and B_1 coincide, and denoting this point by D , the vertices A, B and D determine an equilateral triangle of side length c .



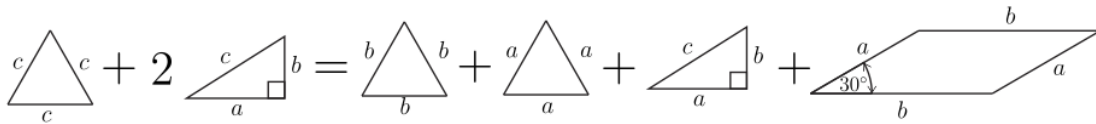
Also, notice that BCC_2 and ACC_1 are equilateral triangles of side length a and b , respectively. Moreover, triangles BC_2D and AC_1D are both congruent to triangle BCA .



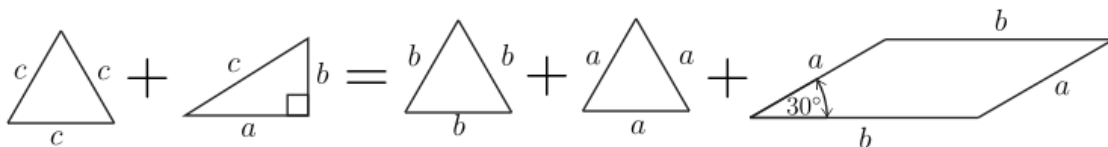
Now, referring to the areas, we have

$$ABC_2DC_1 = ABD + BC_2D + AC_1D = ACC_1 + BCC_2 + BCA + C_2DC_1C.$$

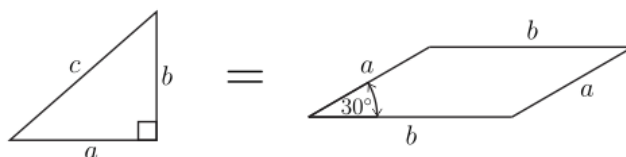
In pictures,



which yields



We are hence left to prove that

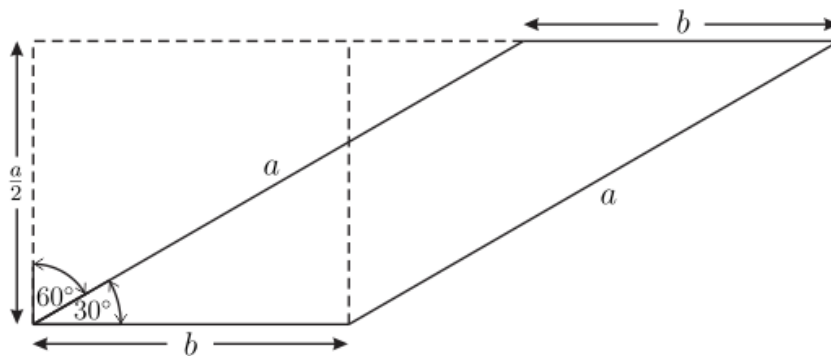
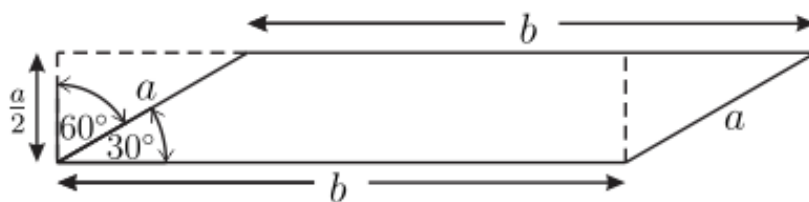


To do this, notice that C_2DC_1C is a parallelogram of sides a and b . Besides, as $\angle BCA = 90^\circ$, we have that $\angle C_1CC_2$ must equal 120° , hence $\angle CC_2D = \angle DC_1C = 30^\circ$. Thus,

$$C_1CC_2D = ab \sin(30^\circ) = \frac{1}{2}ab = BCA,$$

as desired.

Remark. In the last step above, one can certainly avoid the use of trigonometry by just looking at the pictures below...



REFERENCES

- [1] https://math.temple.edu/~zit/Zitarelli/Pythag_Chinese.pdf.
- [2] <http://www.rzuser.uni-heidelberg.de/~hb3/publ/vinci-0.pdf>.
- [3] <http://math.kennesaw.edu/~sellerme/sfehtml/classes/math1112/garfieldpro.pdf>.
- [4] <http://www.cut-the-knot.org/pythagoras/>.
- [5] http://jwilson.coe.uga.edu/EMAT6680Fa2012/Smith/6690/pythagorean%20theorem/KLS_Pythagorean_Theorem.html.
- [6] https://en.wikipedia.org/wiki/Wallace%E2%80%93Bolyai%E2%80%93Gerwien_theorem.

Andrés Navas (andres.navas@usach.cl)

Dpto. de Matemática y Ciencia de la Computación, Universidad de Santiago de Chile
Alameda 3363, Santiago, Chile