

Analysis of the intermediate-state contributions to neutrinoless double β^- decays

Juhani Hyvärinen and Jouni Suhonen

University of Jyväskylä, Department of Physics, P. O. Box 35, FI-40014, Finland.

(Dated: March 19, 2022)

A comprehensive analysis of the structure of the nuclear matrix elements (NMEs) of neutrinoless double beta-minus ($0\nu\beta^-\beta^-$) decays to the 0^+ ground and first excited states is performed in terms of the contributing multipole states in the intermediate nuclei of $0\nu\beta^-\beta^-$ transitions. We concentrate on the transitions mediated by the light (l-NMEs) Majorana neutrinos. As nuclear model we use the proton-neutron quasiparticle random-phase approximation (pnQRPA) with a realistic two-nucleon interaction based on the Bonn one-boson-exchange G matrix. In the computations we include the appropriate short-range correlations, nucleon form factors, higher-order nucleonic weak currents and restore the isospin symmetry by the isoscalar-isovector decomposition of the particle-particle proton-neutron interaction parameter g_{pp} .

PACS numbers: 21.60.Jz, 23.40.Bw, 23.40.Hc, 27.50.+e, 27.60.+j

Keywords:

key words: proton-neutron quasiparticle random-phase approximation, neutrinoless double beta decays, nuclear matrix elements, light-Majorana exchange, isospin symmetry restoration, matrix-element decomposition

I. INTRODUCTION

Thanks to neutrino-oscillation experiments much is known about the basic properties of the neutrino concerning its mixing and squared mass differences. What is not known is the absolute mass scale, the related mass hierarchy, and the fundamental nature (Dirac or Majorana) of the neutrino. This can be studied by analyzing the neutrinoless double beta ($0\nu2\beta$) decays of atomic nuclei [1–4] through analyses of the participating nuclear matrix elements (NMEs). The $0\nu2\beta$ decays proceed by virtual transitions through states of all multipoles J^π in the intermediate nucleus, J being the total angular momentum and π being the parity of the intermediate state. Most of the present interest is concentrated on the double beta-minus variant ($0\nu\beta^-\beta^-$ decay) of the $0\nu2\beta$ decays due to their relatively large decay energies (Q values) and natural abundancies.

In this work we concentrate on analyses of the intermediate contributions to the $0\nu\beta^-\beta^-$ decays for the $0^+ \rightarrow 0^+$ ground-state-to-ground-state and ground-state-to-excited-state transitions in nuclear systems of experimental interest. We focus on the light Majorana neutrino mediated transitions by taking into account the appropriate short-range nucleon-nucleon correlations [5], and contributions arising from the induced currents and the finite nucleon size [6]. There are several nuclear models that have recently been used to compute the $0\nu\beta^-\beta^-$ decay NMEs (see, e.g., the extensive discussions in [3, 7–11]). However, the only model that avoids the closure approximation and retains the contributions from individual intermediate states is the proton-neutron quasiparticle random-phase approximation (pnQRPA) [7, 12–

15].

Some analyses of the intermediate-state contributions within the pnQRPA approach have been performed in [12, 14, 16, 17] and recently quite extensively in [18, 19]. In [18] an intermediate multipole J^π decomposition was done for decays of ^{76}Ge , ^{82}Se , ^{96}Zr , ^{100}Mo , ^{110}Pd , ^{116}Cd , ^{124}Sn , $^{128,130}\text{Te}$, ^{136}Xe to the ground state of the respective daughter nuclei, whereas in [19] both an intermediate multipole J^π decomposition and a pair-angular-momentum decomposition were done for decays of ^{76}Ge , ^{82}Se , ^{96}Zr , ^{100}Mo , ^{110}Pd , ^{116}Cd , ^{124}Sn , ^{130}Te , ^{136}Xe to the lowest one or two excited 0^+ states of the respective daughter nuclei. In this article we extend the analyses of [18, 19] to a more detailed scrutiny of the intermediate contributions to the $0\nu\beta^-\beta^-$ decay NMEs of the above-mentioned nuclei.

II. THEORY BACKGROUND

In this section a very brief introduction to the computational framework of the present calculations is given. The present analyses are based on the calculations done in Refs. [18, 19] and more details on the used theory tools can be checked there and in [20]. We assume here that the $0\nu\beta^-\beta^-$ decay proceeds via the light Majorana neutrino so that the inverse half-life can be written as

$$\left[t_{1/2}^{(0\nu)}(0_i^+ \rightarrow 0_f^+)\right]^{-1} = g_A^4 G_{0\nu} \left|M^{(0\nu)}\right|^2 |\langle m_\nu \rangle|^2, \quad (1)$$

where $G_{0\nu}$ is a phase-space factor for the final-state leptons defined here without the axial-vector coupling constant g_A . The quantity $\langle m_\nu \rangle$ denotes the neutrino effective mass and describes the physics beyond the standard model [18]. The quantity $M^{(0\nu)}$ is the light-neutrino nuclear matrix element (l-NME). The nuclear matrix element can be decomposed into Gamow-Teller (GT), Fermi (F) and tensor (T) contributions as

$$M^{(0\nu)} = M_{\text{GT}}^{(0\nu)} - \left(\frac{g_V}{g_A}\right)^2 M_{\text{F}}^{(0\nu)} + M_{\text{T}}^{(0\nu)}, \quad (2)$$

where g_V is the vector coupling constant.

Each of the NMEs $K = \text{GT}, \text{F}, \text{T}$ in (2) can be decomposed in terms of the intermediate multipole contributions J^π as

$$M_K^{(0\nu)} = \sum_{J^\pi} M_K^{(0\nu)}(J^\pi), \quad (3)$$

where each multipole contribution is, in turn, decomposed in terms of the two-particle transition matrix elements and one-body transition densities as

$$\begin{aligned} M_K^{(0\nu)}(J^\pi) = & \sum_{k_1, k_2, J'} \sum_{pp'nn'} (-1)^{j_n+j_{p'}+J+J'} \sqrt{2J'+1} \\ & \times \left\{ \begin{matrix} j_p & j_n & J \\ j_{n'} & j_{p'} & J' \end{matrix} \right\} (pp' : J' || \mathcal{O}_K || nn' : J') \\ & \times (0_f^+ || [c_{p'}^\dagger \tilde{c}_{n'}]_J || J_{k_1}^\pi) \langle J_{k_1}^\pi | J_{k_2}^\pi \rangle (J_{k_2}^\pi || [c_p^\dagger \tilde{c}_n]_J || 0_i^+), \end{aligned} \quad (4)$$

where k_1 and k_2 label the different pnQRPA solutions for a given multipole J^π and the indices p, p', n, n' denote the proton and neutron single-particle quantum numbers. The operators \mathcal{O}_K inside the two-particle matrix element contain the neutrino potentials for the light Majorana neutrinos, the characteristic two-particle operators for the different $K = \text{GT}, \text{F}, \text{T}$ and a function taking into account the short-range correlations (SRC) between the two decaying neutrons in the mother nucleus of $0\nu\beta^-\beta^-$ decay [18]. The final 0^+ state, 0_f^+ , can be either the ground state or an excited state of the $0\nu\beta^-\beta^-$ daughter nucleus, and the overlap factor between the two one-body transition densities helps connect the corresponding intermediate J^π states emerging from the pnQRPA calculations in the mother and daughter nuclei. The one-body transition densities are exposed in detail in the articles [18, 19].

As mentioned before, our calculations contain the appropriate short-range correlators, nucleon form factors and higher-order nucleonic weak currents. In addition, we decompose the particle-particle proton-neutron interaction strength parameter g_{pp} of the pnQRPA into its isoscalar ($T = 0$) and isovector ($T = 1$) components and adjust these components independently as described in [18]: The isovector component is fixed such that the NME of the two-neutrino double beta decay ($2\nu\beta^-\beta^-$) vanishes and the isospin symmetry is thus restored for both the $2\nu\beta^-\beta^-$ and $0\nu\beta^-\beta^-$ decays. The isoscalar component, in turn, is fixed such that the measured half-life of the $2\nu\beta^-\beta^-$ decay is reproduced. The resulting values of both components of g_{pp} are shown in Table I of Ref. [18]. The details of the chosen valence spaces and the determination of the other hamiltonian parameters are presented in [18, 19].

III. RESULTS AND DISCUSSION

In this section we discuss and present the results of our calculations. Presentation of the results follows top

to bottom approach. First we analyze the multipole decompositions and total cumulative sums of the matrix elements. From these we can extract the most important multipole components and energy regions contributing to the NMEs. After this we continue and dissect the most important multipole components into contributions coming from different individual states of the $0\nu\beta\beta$ intermediate nucleus. Throughout these computations we have used a conservatively quenched value of the axial vector coupling $g_A = 1.00$.

A. Ground-state-to-ground-state transitions

Let us begin by considering the ground-state-to-ground-state decays mediated by light neutrino exchange. In Fig. 1 (a)-(b) we have plotted the multipole decomposition (3) of the 1-NMEs corresponding to the $A = 96$ and 136 nuclear systems. For most nuclei considered in this work, the leading multipole component is 1^- . This is the case also for the nucleus ^{96}Zr shown in Fig. 1 (a). Most important contribution to the NMEs comes from the lowest multipole components $1^\pm - 4^\pm$. It can also be observed that the shape of the overall multipole distribution is leveled when going towards heavier nuclei. This can be seen by comparing the distribution of ^{96}Zr with the distribution of ^{136}Xe displayed in Fig. 1 (b).

Nuclei can be grouped into different types according to the shapes of their cumulative NME distributions. For $0_{\text{gs}}^+ \rightarrow 0_{\text{gs}}^+$ transitions via light neutrino exchange, we can differentiate four types of nuclei. **Type 1:** Nuclei belonging to this type are ^{76}Ge , ^{82}Se , ^{96}Zr and ^{128}Te . Representative of this type, ^{76}Ge , is presented in Fig. 2, panel (a). Characteristic feature of the cumulative sum distribution belonging to type 1 is the strong drop in the value of the NME occurring between 12-17 MeV. Soon after this drop the NME saturates as can be seen from panel (a). **Type 2:** Nuclei belonging to this type are ^{100}Mo and ^{110}Pd . Representative of this type, ^{110}Pd , is presented in Fig. 2, panel (b). Characteristic feature of this type is the large enhancement and almost immediate cancellation of this enhancement around 10 MeV. This produces a spike like structure into the cumulative sum distribution as can be seen from panel (b). **Type 3:** Nuclei belonging to type 3 are ^{116}Cd , ^{124}Sn and ^{130}Te . Type 3 is represented by ^{124}Sn , shown in Fig. 2, panel (c). Characteristic features of this type are that there occurs neither sharp cancellation of the NME around 12-17 MeV, as in type 1, nor a spike like structure around 10 MeV, as in type 2. Value of the NME rather increases more or less smoothly to its highest value and then smoothly saturates to its final value around 20 MeV. **Type 4:** Type 4 is special in a sense that it includes only one nucleus, ^{136}Xe . Cumulative sum of the NME for ^{136}Xe is shown in Fig. 2, panel (d). Characteristic feature of type 4 is that the lowest energy region, roughly between 0-1.5 MeV, contributes practically nothing to the value of the NME as can be noticed

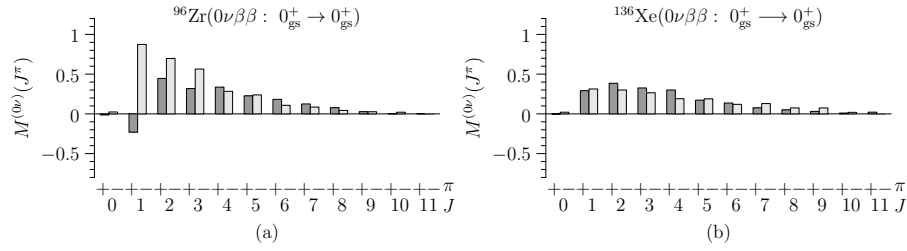


FIG. 1: Multipole decomposition of the l-NME for the nuclei ^{96}Zr and ^{136}Xe corresponding to the $0_{\text{gs}}^+ \rightarrow 0_{\text{gs}}^+$ decay transitions.

from panel (d).

Using the multipole decompositions, we have extracted the most important multipole components contributing to the light neutrino mediated ground-state-to-ground-state decays. These most important components can be divided into contributions coming from different energy levels of the $0\nu\beta\beta$ intermediate nucleus. These contributions are collected into Table I for $A = 76 - 100$ systems, into Table II for $A = 110 - 124$ systems and into Table III for $A = 128 - 136$ systems. We see from the tables that often a very small set of states collects the largest part of a given multipole contribution to the NMEs. Also in some cases notable contributions are coming from high excitation energies, well above 10 MeV, like in the case of 1^- contributions for almost all nuclei, 1^+ contributions for ^{76}Ge , ^{82}Se , ^{110}Pd , ^{116}Cd and ^{124}Sn , 2^+ contributions for ^{130}Te and ^{136}Xe and a 3^- contribution for ^{124}Sn .

We notice a single-state dominance for the 2^- mode in nuclei ^{76}Ge , ^{82}Se and ^{96}Zr . In Ref. [21] an analysis of the unique first forbidden single $\beta^\pm 2^- \rightarrow 0^+$ ground-state-to-ground-state transitions in the mass region $A = 72 - 132$ was performed. It was found that a strong renormalization of the axial vector 2^- single β matrix elements is needed to be able to explain the experimental transition rates. It was then speculated that a same kind of an effect may also appear in the $0\nu\beta\beta$ NMEs. This may have a large effect on the $0\nu\beta\beta$ transition rates due to the important contribution of the 2^- multipole to the $0\nu\beta\beta$ NMEs.

B. Ground-state-to-excited-state decays

Let us then consider $0_{\text{gs}}^+ \rightarrow 0_1^+$ transitions mediated by the light neutrino exchange. In Fig. 3 (a)-(b) we have plotted the multipole decomposition of the l-NMEs corresponding to the $A = 76$ and 96 nuclear systems. The multipole distributions for the excited-state transitions are greatly different from those corresponding to the ground-state transitions. Usually there is only a couple of multipoles, 0^+ and 1^+ , which give by far the largest contribution to the NMEs. In this sense the excited-state transitions are more simple than the ground-state transitions. Typical example is the nucleus ^{76}Ge , displayed in Fig. 3 (a). One nucleus deviating from this trend is ^{96}Zr which is presented in Fig. 3 (b). Its multipole dis-

tribution resembles somewhat more those shown for the ground-state decays in Fig. 1 (a)-(b).

Again we can divide nuclei into different groups by considering the shapes of their total cumulative sum distributions. For $0_{\text{gs}}^+ \rightarrow 0_1^+$ transitions via light neutrino exchange, we can differentiate two types of nuclei. **Type 1:** Nuclei belonging to type 1 are ^{76}Ge , ^{82}Se , ^{124}Sn , ^{130}Te and ^{136}Xe . Typical examples of this type, ^{76}Ge , ^{82}Se , ^{136}Xe , are shown in Fig. 4, panels (a), (b) and (d). Characteristic feature of this type is that there exist only few energy states which give most of the total matrix element producing a staircase like structure as seen in the panels. For example, for ^{76}Ge there seems to be only five such energy states. **Type 2:** Nuclei belonging to this type are ^{96}Zr , ^{100}Mo , ^{110}Pd and ^{116}Cd . Typical examples of this type are ^{96}Zr and ^{116}Cd shown in Fig. 4, panels (c) and (e). Characteristic feature of type 2 is that a large number of intermediate states give important contributions to the NMEs. In case of ^{116}Cd , panel (e), around 50% of the total NME comes from transitions through the ground state of the intermediate nucleus. The other 50% is distributed rather evenly on the interval 0-20 MeV.

Using the multipole decompositions, we extracted the most important multipole components contributing to the light neutrino mediated $0_{\text{gs}}^+ \rightarrow 0_1^+$ decay transitions. These most important components were then again divided into contributions coming from different energy levels of the $0\nu\beta\beta$ intermediate nucleus. These contributions are collected into Table IV for $A = 76 - 116$ systems and into Table V for $A = 124 - 136$ systems. Again we notice that often only a few intermediate states give the largest contribution to the dominant multipoles 1^+ and 0^+ . Extreme case is the nucleus ^{116}Cd for which the dominant intermediate ground state gives 81% of the total 1^+ strength. Combining this with the fact that 1^+ is by far the largest multipole component, we get a rather good approximation for the total NME by considering just a single virtual transition through the 1^+ ground state of the intermediate nucleus ^{116}In . As for the ground-state-to-ground-state decays in some cases notable contributions are coming from high excitation energies, well above 10 MeV. There are high-energy contributions in case of 1^+ multipole for all nuclei, and in the cases of 2^- and 2^+ multipoles for ^{130}Te and ^{136}Xe .

TABLE I: Most important multipoles and intermediate states contributing to the ground-state-to-ground-state $0\nu\beta\beta$ decays mediated by the light neutrino exchange. Columns E give the energies (in MeVs) and multipoles of the intermediate states. Multipoles are organized from left to right in terms of their importance, the most important being on the left. Columns labeled C give the corresponding NME contributions. Last two numbers in each C column give the summed contribution and the percentual part which the displayed states give to the total multipole strength.

Nucleus	$E(2^-)$	C	$E(1^-)$	C	$E(2^+)$	C	$E(1^+)$	C	$E(3^-)$	C
^{76}Ge	0.22	0.748	5.87	0.155	0.51	0.166	0.00	0.344	0.30	0.189
			6.32	0.058	1.87	0.056	4.09	0.199	0.92	0.148
			7.00	0.077	3.04	0.094	4.48	0.148	6.77	0.056
			7.16	0.064	3.62	0.108	4.94	0.578	6.85	0.053
			8.27	0.190	4.81	0.058	10.80	-0.053	11.63	0.062
			11.04	0.084	7.73	0.054	11.75	-0.109	12.07	-0.053
			12.03	0.165			13.52	-0.522		
			16.70	0.158						
		0.748		0.635		0.556		0.668		0.454
		79%		83%		77%		88%		70%
	$E(2^-)$	C	$E(2^+)$	C	$E(1^-)$	C	$E(3^-)$	C	$E(1^+)$	C
^{82}Se	0.00	0.510	0.65	0.137	5.27	0.116	0.07	0.140	0.19	0.264
			1.73	0.065	6.85	0.065	0.82	0.138	3.16	0.095
			2.22	0.051	7.98	0.134			4.07	0.065
			3.56	0.084	9.79	0.083			4.55	0.105
			4.05	0.052	12.25	0.065			5.32	0.559
			4.93	0.054	17.41	0.070			7.01	-0.253
									14.53	-0.396
		0.510		0.442		0.393		0.278		0.439
		81%		81%		76%		57%		92%
	$E(1^-)$	C	$E(2^-)$	C	$E(3^-)$	C	$E(2^+)$	C	$E(4^+)$	C
^{96}Zr	1.75	0.056	0.92	0.498	1.35	0.151	0.64	0.150	1.05	0.099
	2.28	0.063	2.21	0.065	2.35	0.051	1.63	0.114	1.68	0.071
	2.52	0.150	3.75	0.050	7.77	0.064			5.69	0.064
	4.46	0.050	4.43	0.052	11.36	-0.091				
	5.04	0.077	8.53	0.057						
	5.27	0.209	8.77	-0.056						
	8.65	0.060								
	11.33	0.061								
		0.728		0.666		0.175		0.265		0.234
		83%		96%		31%		59%		69%
	$E(1^-)$	C	$E(2^+)$	C	$E(4^+)$	C	$E(3^+)$	C	$E(2^-)$	C
^{100}Mo	3.12	0.307	0.90	0.192	1.32	0.158	1.33	0.202	1.76	0.205
	4.41	0.109	2.10	0.154	2.26	0.097	1.68	0.076	2.85	0.147
	6.68	0.091	11.68	0.082			7.43	0.152	5.52	-0.061
	11.15	0.117	11.97	-0.070			7.76	-0.173	10.17	0.219
	16.72	0.058							10.93	-0.194
	20.26	-0.060								
	23.90	-0.060								
		0.562		0.359		0.255		0.257		0.316
		70%		62%		53%		54%		72%

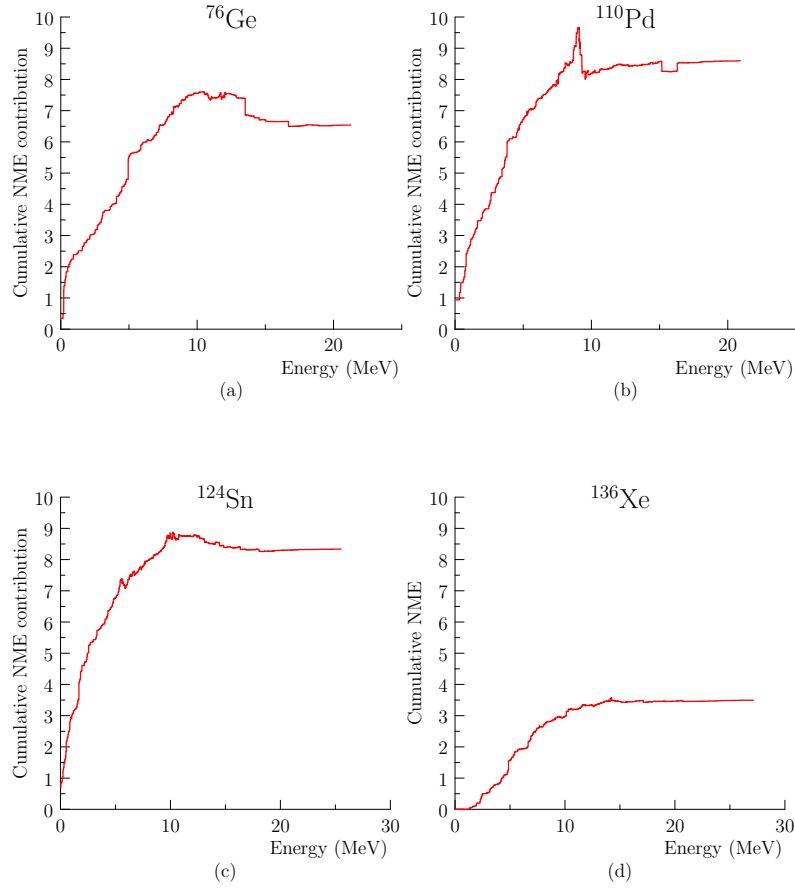


FIG. 2: Cumulative values of the computed l-NMEs corresponding to the $0_{\text{gs}}^+ \rightarrow 0_1^+$ decay transitions for the nuclear systems $A = 76, 110, 124$ and 136 . The horizontal axis gives the excitation energies of the intermediate states contributing to the $0\nu\beta\beta$ transition.

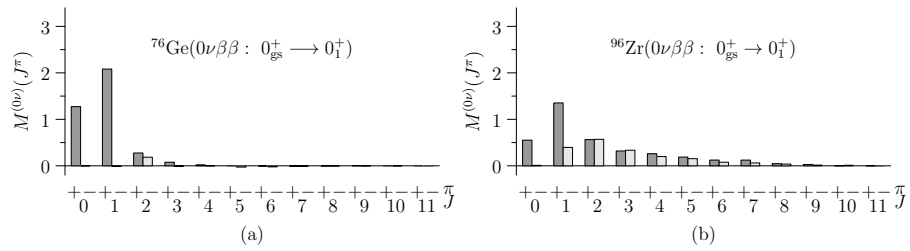


FIG. 3: Multipole decomposition of the l-NME for the nuclei ^{76}Ge and ^{96}Zr corresponding to the $0_{\text{gs}}^+ \rightarrow 0_1^+$ decay transitions.

TABLE II: Most important multipoles and intermediate states contributing to the ground-state-to-ground-state $0\nu\beta\beta$ decays mediated by the light neutrino exchange. Columns E give the energies (in MeVs) and multipoles of the intermediate states. Multipoles are organized from left to right in terms of their importance, the most important being on the left. Columns labeled C give the corresponding NME contributions. Last two numbers in each C column give the summed contribution and the percentual part which the displayed states give to the total multipole strength.

Nucleus	$E(1^-)$	C	$E(2^-)$	C	$E(1^+)$	C	$E(3^-)$	C	$E(2^+)$	C
^{110}Pd	2.95	0.130	0.82	0.387	0.00	0.938	1.14	0.118	0.33	0.244
	3.19	0.106	2.47	0.091	4.70	-0.062	1.64	0.128	0.95	0.087
	3.44	0.221	2.63	0.163	9.61	0.153	1.91	0.080	8.68	0.061
	3.81	0.426	5.94	0.107	9.75	-0.146	3.07	0.053	8.73	0.075
	4.52	0.126	8.88	0.161	10.22	0.079	3.61	0.075	9.00	0.061
	9.11	0.109	9.54	-0.256	15.16	-0.316	5.33	0.066	9.07	0.053
					16.30	0.256	8.08	0.167	9.16	0.199
							8.37	-0.051	9.30	-0.366
							8.45	0.052		
							8.68	0.275		
							9.11	-0.468		
		1.118		0.653		0.903		0.496		0.414
		77%		68%		96%		60%		55%
	$E(1^-)$	C	$E(3^-)$	C	$E(2^-)$	C	$E(1^+)$	C	$E(3^+)$	C
^{116}Cd	3.61	0.223	1.72	0.081	1.84	0.065	0.00	0.378	0.90	0.158
	4.47	0.099	2.30	0.053	2.93	0.287	8.37	-0.102	1.40	0.068
	5.37	0.118	2.79	0.051	7.56	0.075	9.51	0.087	3.89	0.057
	5.87	0.140	7.24	0.104	8.31	0.246	10.74	-0.083		
	8.61	0.102			8.34	0.103	11.20	0.081		
	23.07	0.071			8.45	-0.262	13.75	0.080		
					9.69	-0.051	13.79	-0.087		
							15.73	-0.363		
							15.83	0.440		
							16.51	-0.082		
							16.83	0.092		
		0.753		0.289		0.463		0.439		0.284
		72%		65%		106%		102%		76%
	$E(1^-)$	C	$E(1^+)$	C	$E(2^+)$	C	$E(2^-)$	C	$E(3^-)$	C
^{124}Sn	1.68	0.522	0.00	0.690	0.23	0.157	0.52	0.271	0.36	0.050
	4.82	0.089	1.00	-0.067	0.60	0.083	1.82	0.225	0.49	0.110
	6.54	0.082	2.56	0.252	1.06	0.056	4.55	0.051	1.95	0.150
	9.57	0.059	3.31	0.153	2.15	0.066	7.60	0.057	9.67	0.086
	10.74	0.159	6.72	-0.130	7.11	0.055	7.66	-0.064	9.70	0.062
	14.07	0.065	9.51	0.098			10.20	0.183	9.82	-0.087
	14.46	-0.099	13.09	-0.112			10.35	-0.094	12.64	-0.053
	14.83	-0.058								
	16.36	-0.087								
	18.05	-0.067								
		0.664		0.884		0.417		0.629		0.318
		55%		95%		53%		89%		49%

C. conclusions

In this article we have extended our previous works [18, 19] on the ground-state-to-ground-state and ground-

state-to-excited-state $0\nu\beta\beta$ decay transitions. In the present work we have concentrated our studies on the intermediate contributions to the NMEs involved in the light-neutrino mediated $0\nu\beta\beta$ decay. We have calculated

TABLE III: Most important multipoles and intermediate states contributing to the ground-state-to-ground-state $0\nu\beta\beta$ decays mediated by the light neutrino exchange. Columns E give the energies (in MeVs) and multipoles of the intermediate states. Multipoles are organized from left to right in terms of their importance, the most important being on the left. Columns labeled C give the corresponding NME contributions. Last two numbers in each C column give the summed contribution and the percentual part which the displayed states give to the total multipole strength.

Nucleus	$E(1^-)$	C	$E(2^+)$	C	$E(3^-)$	C	$E(2^-)$	C	$E(3^+)$	C
^{128}Te	4.22	0.200	0.04	0.066	0.16	0.055	0.61	0.335	0.02	0.074
	4.72	0.060	0.51	0.052	0.58	0.140	4.02	0.060	2.37	0.063
	6.21	0.078	2.93	0.084	3.97	0.052	4.55	0.101	6.22	0.078
	6.44	0.059	3.97	0.053	10.04	0.061	4.89	-0.070	6.77	-0.065
	8.07	-0.084	6.77	0.050			10.14	0.136	9.82	-0.062
	8.30	0.151					10.57	-0.056	10.27	-0.057
	8.98	0.068					11.55	0.058		
	10.69	-0.052								
	11.12	0.182								
	17.48	-0.079								
	19.19	-0.100								
		0.484		0.305		0.308		0.564		0.154
		69%		52%		58%		120%		33%
Nucleus	$E(1^-)$	C	$E(2^+)$	C	$E(3^-)$	C	$E(3^+)$	C	$E(2^-)$	C
^{130}Te	4.18	0.184	0.13	0.054	0.84	0.113	0.10	0.056	0.97	0.277
	5.72	0.059	3.16	0.089			0.36	0.052	10.25	0.061
	6.27	0.059	4.70	0.064			2.60	0.056	11.33	-0.100
	8.56	0.096	10.49	-0.065			6.35	0.063		
	11.26	0.115	10.57	0.145			6.83	0.054		
	17.77	-0.062	10.97	-0.088			12.31	0.059		
	19.51	-0.079	16.44	0.150			12.41	-0.065		
			16.54	-0.132						
		0.373		0.216		0.113		0.166		0.237
		61%		40%		25%		39%		56%
Nucleus	$E(2^+)$	C	$E(3^+)$	C	$E(1^-)$	C	$E(2^-)$	C	$E(4^+)$	C
^{136}Xe	1.59	0.033	1.35	0.033	6.65	0.141	4.86	0.188	2.34	0.032
	2.26	0.038	2.39	0.054	7.32	0.044	7.42	0.068	2.44	0.061
	2.50	0.037	4.81	0.050	10.31	0.053			4.43	0.031
	5.29	0.067	8.27	0.035					4.76	0.049
	6.57	0.033	9.99	0.027					7.67	0.034
	7.05	0.027	10.65	-0.027					9.10	0.045
	14.11	0.087							9.65	-0.038
	14.25	-0.085								
		0.238		0.172		0.238		0.256		0.214
		62%		53%		76%		85%		71%

the intermediate state multipole decompositions of the NMEs and extracted the most important multipole components. Cumulative sums of the NMEs were calculated to investigate the important energy regions contributing to the $0\nu\beta\beta$ transitions. Finally, the most important multipole components were divided into contributions coming from the virtual transitions through the individual states of the $0\nu\beta\beta$ intermediate nuclei. An extensive tabulation of these important intermediate states were given for all the nuclei considered in this paper.

We have done these computations by using realistic two-body interactions and single-particle bases. All the appropriate short-range correlations, nucleon form factors and higher-order nucleonic weak currents are included in our present results.

We found in the calculations that often there exists only a few relevant intermediate states which collect most of the strength corresponding to a given multipole. We also found that there exists a single-state dominance in the important 2^- components related to the ground-state

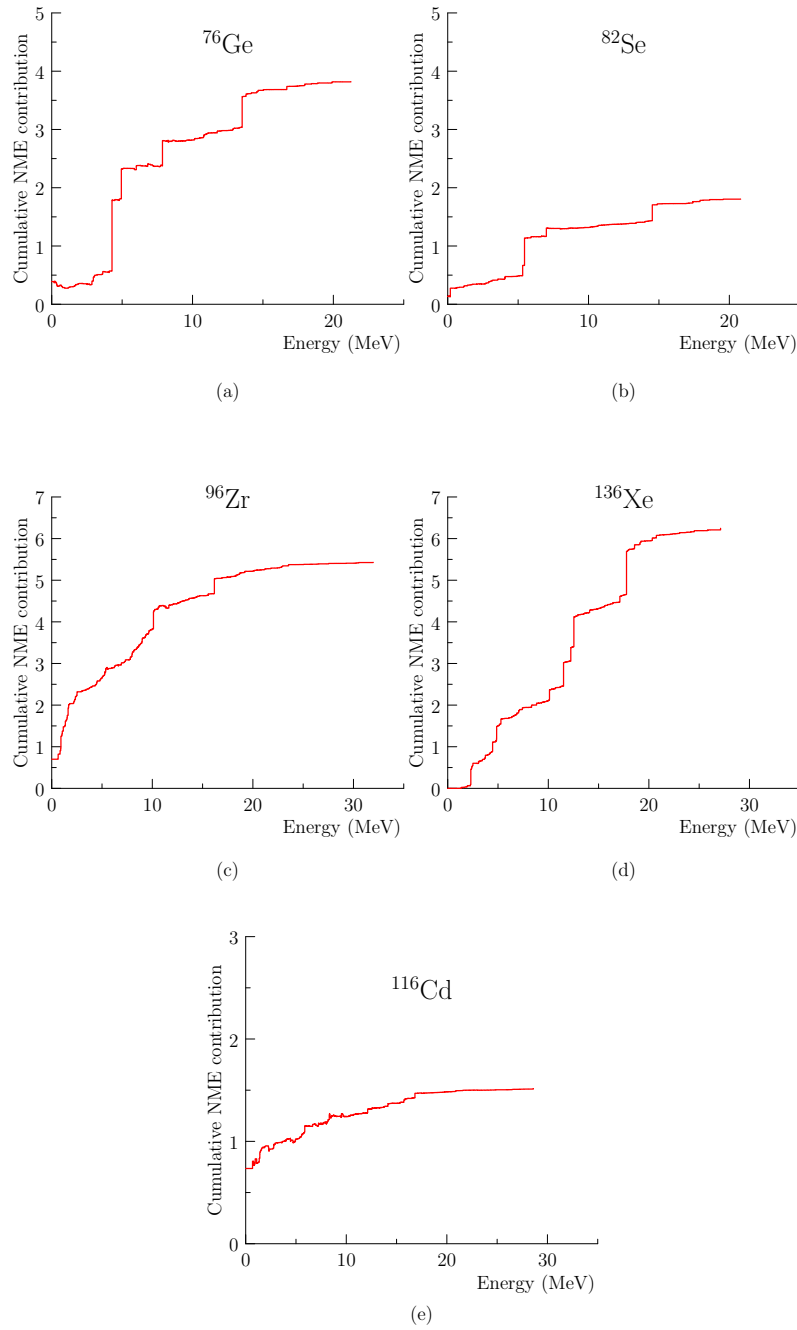


FIG. 4: Cumulative values of the computed 1-NMEs corresponding to the $0_{\text{gs}}^+ \rightarrow 0_1^+$ decay transitions for the nuclear systems $A = 76, 82, 96, 116$ and 136 . The horizontal axis gives the excitation energies of the intermediate states contributing to the $0\nu\beta\beta$ transition.

decays of nuclei ^{76}Ge , ^{82}Se and perhaps also for ^{96}Zr .

Acknowledgments

This work has been partially supported by the Academy of Finland under the Finnish Centre of Ex-

cellence Programme 2012-2017 (Nuclear and Accelerator Based Programme at JYFL).

References

TABLE IV: Most important multipoles and intermediate states contributing to the ground-state-to-excited-state $0\nu\beta\beta$ decays mediated by the light neutrino exchange. Columns E give the energies (in MeVs) and multipoles of the intermediate states. Multipoles are organized from left to right in terms of their importance, the most important being on the left. Columns labeled C give the corresponding NME contributions. Last two numbers in each C column give the summed contribution and the percentual part which the displayed states give to the total multipole strength.

Nucleus	$E(1^+)$	C	$E(0^+)$	C	Nucleus	$E(1^+)$	C	$E(0^+)$	C	
^{76}Ge	0.00	0.390	2.86	0.053	^{82}Se	0.19	0.149	5.45	0.471	
	2.95	0.062	4.28	1.204		5.32	0.179			
	4.94	0.501				7.01	0.145			
	7.87	0.435				14.53	0.274			
	13.52	0.522								
		1.909		1.256			0.746		0.471	
		92%		99%			90%		96%	
Nucleus	$E(1^+)$	C	$E(2^-)$	C	$E(2^+)$	C	$E(0^+)$	C	$E(1^-)$	C
^{96}Zr	0.00	0.700	0.92	0.283	0.64	0.122	5.37	0.033	2.28	0.032
	7.81	0.051	9.66	0.057	1.63	0.180	6.64	0.025	2.52	0.080
	8.99	0.058			5.37	0.035	7.32	0.037	4.46	0.026
	11.65	0.065			6.92	0.027	8.02	0.036	5.27	0.068
	16.17	0.354					10.12	0.396	11.33	0.026
							12.00	0.013		
		1.228		0.340		0.364		0.540		0.232
	91%		60%		65%		98%		59%	
Nucleus	$E(1^+)$	C	$E(0^+)$	C	Nucleus	$E(1^+)$	C	$E(0^+)$	C	
^{100}Mo	9.42	0.090	9.01	0.076	^{110}Pd	0.00	0.308	10.26	0.165	
	13.62	0.079	9.55	0.150		10.22	0.059			
	14.31	0.072				13.73	0.083			
	15.12	0.063				14.56	0.055			
						15.16	0.072			
		0.303		0.226			0.577		0.165	
		65%		77%			76%		70%	
Nucleus	$E(1^+)$	C								
^{116}Cd	0.00	0.735								
		0.735								
		81%								

-
- [1] J. Suhonen, and O. Civitarese, *Phys. Rep.* **300**, 123 (1998).
[2] F. T. Avignone III, S. R. Elliott, and J. Engel, *Rev. Mod. Phys.* **80**, 481 (2008).
[3] J. D. Vergados, H. Ejiri, and F. Šimkovic, *Rep. Prog. Phys.* **75**, 106301 (2012).
[4] J. Maalampi, and J. Suhonen, *Adv. High Energy Phys.* **2013**, 505874 (2013).
[5] M. Kortelainen, O. Civitarese, J. Suhonen, and J. Toivanen, *Phys. Lett. B* **647**, 128 (2007).
[6] F. Šimkovic, G. Pantis, J. D. Vergados, and A. Faessler, *Phys. Rev. C* **60**, 055502 (1999).
[7] J. Suhonen, and O. Civitarese, *J. Phys. G: Nucl. Part. Phys.* **39**, 124005 (2012).
[8] P. Vogel, *J. Phys. G: Nucl. Part. Phys.* **39**, 124002 (2012).
[9] J. Barea, J. Kotila, and F. Iachello, *Phys. Rev. C* **87**, 014315 (2013).
[10] A. Neacsu and S. Stoica, *J. Phys. G: Nucl. Part. Phys.* **41**, 015201 (2014).
[11] J. Engel, *J. Phys. G: Nucl. Part. Phys.* **42**, 034017 (2015).
[12] F. Šimkovic, A. Faessler, V. Rodin, P. Vogel and J. Engel, *Phys. Rev. C* **77**, 045503 (2008).
[13] J. Suhonen, and O. Civitarese, *J. Phys. G: Nucl. Part. Phys.* **39**, 085105 (2012).
[14] M. T. Mustonen and J. Engel, *Phys. Rev. C* **87**, 064302 (2013).
[15] F. Šimkovic, V. Rodin, A. Faessler, and P. Vogel, *Phys. Rev. C* **87**, 045501 (2013).
[16] V. A. Rodin, A. Faessler, F. Šimkovic and P. Vogel, *Nucl. Phys. A* **766**, 107 (2006).

TABLE V: Most important multipoles and intermediate states contributing to the ground-state-to-excited-state $0\nu\beta\beta$ decays mediated by the light neutrino exchange. Columns E give the energies (in MeVs) and multipoles of the intermediate states. Multipoles are organized from left to right in terms of their importance, the most important being on the left. Columns labeled C give the corresponding NME contributions. Last two numbers in each C column give the summed contribution and the percentual part which the displayed states give to the total multipole strength.

Nucleus	$E(1^+)$	C	$E(0^+)$	C				
^{124}Sn	0.00	0.101	2.70	0.667				
	0.66	0.433	4.60	0.088				
	1.00	0.146	7.35	0.567				
	2.25	0.051						
	2.56	0.227						
	3.31	0.664						
	6.72	0.289						
	7.91	0.424						
	13.09	0.473						
	13.86	0.161						
	2.968		1.322					
	94%		94%					
Nucleus	$E(1^+)$	C	$E(0^+)$	C	$E(2^-)$	C	$E(2^+)$	C
^{130}Te	0.25	0.390	7.40	0.719	0.97	0.340	0.41	0.019
	1.50	0.082	8.35	0.631	5.07	0.073	0.59	0.047
	2.32	0.097			17.26	0.106	1.83	0.017
	2.76	0.134			18.95	0.083	2.80	0.043
	4.53	0.064					4.70	0.024
	5.59	0.338					4.86	0.027
	7.57	0.592					5.18	0.033
	14.66	0.065					6.27	0.016
	15.01	0.259					6.75	0.051
	15.07	0.773					9.10	0.032
	15.39	0.089					10.57	0.045
							17.87	0.026
							23.14	0.024
		2.882		1.351		0.602		0.390
		95%		99.6%		79%		65%
Nucleus	$E(1^+)$	C	$E(0^+)$	C	$E(2^-)$	C	$E(2^+)$	C
^{136}Xe	2.30	0.366	12.24	0.317	2.50	0.060	4.86	0.204
	3.06	0.050	12.54	0.712	4.86	0.056	18.58	0.083
	3.75	0.066			5.29	0.113	20.34	0.059
	4.46	0.226			8.34	0.053		
	10.12	0.232			14.11	0.054		
	11.52	0.565						
	17.12	0.137						
	17.78	1.031						
		2.675		1.029		0.335		0.346
		93%		101%		53%		67%

- [17] D.-L. Fang, A. Faessler, V. Rodin and F. Šimkovic, *Phys. Rev. C* **83**, 034320 (2011).
[18] J. Hyvärinen and J. Suhonen, *Phys. Rev. C* **91**, 024613 (2015).
[19] J. Hyvärinen and J. Suhonen, submitted to *Phys. Rev. C*.

- [20] J. Hyvärinen and J. Suhonen, *Phys. Rev. C* **91**, 054308 (2015).
[21] H. Ejiri, N. Soukouti and J. Suhonen, *Phys. Lett. B* **729**, 27 (2014).