

Production of τ lepton pairs with high p_T jets at the LHC and the **TauSpinner** reweighting algorithm

J. Kalinowski^a, W. Kotlarski^{a,b}, E. Richter-Wąs^c and Z. Wąs^d

^a Faculty of Physics, University of Warsaw, Pasteura 5, 02-093 Warsaw, Poland

^b Institut für Kern- und Teilchenphysik, Technische Universität Dresden, 01069 Dresden, Germany

^c Institute of Physics, Jagellonian University, Lojasiewicza 11, 30-348 Cracow, Poland

^d Institute of Nuclear Physics, PAN, Kraków, ul. Radzikowskiego 152, Poland

ABSTRACT

The purpose of the **TauSpinner** algorithm is to provide a tool that allows to modify the physics model of the Monte Carlo generated samples due to the changed assumptions of event production dynamics, but without the need of re-generating events. To each event **TauSpinner** attributes the weights. In this way, for example, the spin effects of τ -lepton production or decay are modified, or the effect of the changes in the production mechanism are introduced according to a new physics model. Such an approach is useful, because there is no need to repeat the detector response simulation with each variant of the physics model considered. In addition, since only the event weights differ for the models, samples are correlated and statistical error of the modification is proportional to the reweighting only.

We document the extension of the **TauSpinner** algorithm to $(2 \rightarrow 4)$ processes in which the matrix elements for the parton-parton scattering amplitudes into a τ -lepton pair and two outgoing partons are used. The method is based on tree-level matrix elements with complete helicity information for the Standard Model processes, including the Higgs boson production. For this purpose automatically generated codes by **MadGraph5** have been adapted. Consistency tests of the implemented matrix elements, reweighting algorithm and numerical results are presented.

For the sensitive observable, namely the averaged τ lepton polarisation, we perform a systematic comparison between $(2 \rightarrow 2)$ and $(2 \rightarrow 4)$ matrix elements used to calculate the spin weight in $pp \rightarrow \tau\tau jj$ events. We show, that for events with τ -lepton pair close to the Z-boson peak, the τ -lepton polarisation calculated using $(2 \rightarrow 4)$ matrix elements is very close to the one calculated using $(2 \rightarrow 2)$ Born process only. For the $m_{\tau\tau}$ masses above the Z-boson peak, the effect from including $(2 \rightarrow 4)$ matrix elements is also marginal, however when taking into account only subprocesses $qq, q\bar{q} \rightarrow \tau\tau jj$, it can lead to a 10% difference on the predicted τ -lepton polarisation. On the other hand, we have found that the appropriate choice of electroweak scheme can have significant impact. We show that the modification of the electroweak or strong interaction initialization (including change of the electroweak schemes or analytic form of scale dependence for α_S) can be performed with the re-weighting technique as well.

The new version of **TauSpinner** ver.2.0.0 presented here, allows also to introduce non-standard couplings for the Higgs boson and study their effects in the vector-boson-fusion processes by exploiting the spin correlations of τ -lepton pair decay products. The discussion of physics effects is however relegated to forthcoming publications.

1 Introduction

With the data collected so far by LHC experiments, there was not much interest to explore physics of τ -lepton decays, with the exception of exploiting τ leptons in searches for rare or Standard-Model-forbidden decay channels, see eg. [1]. However, τ -lepton signatures can provide a powerful tools in many areas, like studies of hard processes characteristics, measurements of properties of Higgs boson(s) [2, 3], or in searches for New Physics [4, 5, 6].

The τ leptons cannot be observed directly due to their short life-time. All decay products are observed, with the exception of ν 's. There are more than 20 different τ decay channels, each of them leading to a somewhat distinct signature. This makes a preparation of observables involving τ decays laborious. However, such efforts can be rewarding, because τ -lepton spin polarization can be measured directly, contrary to the case of electron or muon signatures, giving better insight into the nature of its production mechanism, e.g. the properties of resonances decaying to τ leptons. This is the main motivation for developing `TauSpinner`, an algorithm to simplify the task of exploring the τ physics potential, which could be used for evaluation/modification of event samples including τ decays.

In the first release, the program algorithms were focused on longitudinal spin effects only [7]. Already `TauSpinner` ver. 1.1 handled these effects with the help of the appropriate spin weight attributed to each event. In this way, spin effects could be introduced, or removed, from the sample. With time, variety of extensions were introduced. Since Ref. [8], a second weight was introduced which allows to manipulate the production process by adding additional contributions or completely replacing the production process with an alternative one, including for example an exchange of a new intermediate particle. Ref. [9] brought a possibility of modifying transverse spin effects in the cascade τ decays of intermediate Higgs boson. Later, Ref. [10] enabled the transverse spin effects for the case of τ leptons produced in Drell-Yan processes to be studied as well.

With time, technical options or important precision improvements were introduced too. In [9], an option to attribute helicity states to τ -leptons was introduced. One should keep in mind, that because of quantum entanglement, the assignment of a definite helicity state to intermediate τ 's is necessarily subject to an approximation. However, for spin weight calculation, the complete spin density matrix is taken into account and in general, approximation is not used. With later publication [10], one-loop electroweak (EW) corrections also became available for the Drell-Yan parton- process $q\bar{q} \rightarrow Z/\gamma^* \rightarrow \tau\tau$.

Let us mention another technical option. Initially the program was expected to work for samples, where spin effects are either taken into account in full, or are absent. One can however configure `TauSpinner` algorithm to work on generated samples where only part of spin effects is taken into account (only some components of the density matrix used) and to correct them to full spin effects.

Until now, for calculations of spin weights, `TauSpinner` algorithm was always using the Born-level ($2 \rightarrow 2$) scattering amplitudes convoluted with the corresponding parton distribution functions (PDFs). Kinematic configurations of the incoming/outgoing partons were reconstructed from the four-momenta of outgoing τ leptons and incoming protons (using c.m. collision energy), and somewhat elaborated kinematical transformations were used for calculating an effective scattering angle of the assumed Born process.

The validity and precision of this approximation became of a concern, especially for configurations with high momentum transfers in the t-channel and for outgoing particles with high transverse momentum (p_T) that accompany decay products of the electroweak bosons. In such cases, more elaborated description of the production process dynamics is needed. The aim of the present paper is to describe an improved version of `TauSpinner` 2.0.0 which now includes hard processes featuring tree-level parton matrix elements for production of a τ -lepton pair and two jets. Numerical test, and some results of physics interest, will be also presented.

The paper is organized as follows: In Section 2 we recall assumptions used for the Monte Carlo reweighting techniques, in particular for the modeling of kinematic distributions in the multi-dimensional phase-space. We then define the master formula used by `TauSpinner` for modeling spin correlations of τ -lepton decay products in events with different topologies in proton-proton collisions. Section 3 documents details of the tree-level matrix elements used for the calculation of weights in $pp \rightarrow \tau\tau jj$ events. The implemented functionality is based on automatically produced FORTRAN code from `MadGraph5` package [11] for processes of the Drell-Yan-type and of the Standard Model Higgs boson production in vector boson fusion (VBF) processes, which have been later manually modified and adapted. Numerical effects of different choices for electroweak and QCD interactions initialization are presented in the last two subsections. We classify parton level processes into groups, which are then used in the following Section 4 for technical tests. We explain details of the modification which we have introduced to the initialization of `MadGraph5` generated amplitudes and emphasize the necessity of using the effective $\sin^2 \theta_W^{eff}$ for the calculation of the coupling constants to correctly model the measured spin asymmetries in the Drell-Yan process. This is even more important for a correct generation of angular distributions of leptons in the decay frame of intermediate Z bosons. Then we discuss combinatorial and CP symmetries that allow us to reduce the number of parton subprocesses for which distinct codes of spin amplitudes are needed. (Appendix A is devoted to describe technical details of the introduced extension of `TauSpinner`.) Numerical results shown in Section 5 are divided into three parts. The first one is devoted to the evaluation of systematic biases present if the ($2 \rightarrow 2$) variant of `TauSpinner` is used for spin effects (or for the matrix element weights) in $pp \rightarrow \tau\tau jj$ processes. Next, we present numerical consequences of the choice of the electroweak scheme, in particular: (i) in the $\tau\tau jj$ production, (ii) in the calculation of the spin correlation matrix used for the generation of τ decays, for the observable

distributions. Section 6, closes the paper. Somewhat lengthy collection of tests are relegated to Appendices B and C.

In the present paper we concentrate on physics oriented aspects of new implementations. All technical details and a description of available options, resulting not only from the present work but also from the previous publications on TauSpinner, will be collected in a forthcoming publication. The most important points for technical aspects of the program use are nonetheless presented in Appendix A. Benchmark outputs from the programs are relegated to the project web page [12].

2 Theoretical basis

Before we start the discussion of new implementations in the TauSpinner and present numerical results, let us shortly recall the basis of the approach being used. For the Monte Carlo techniques of calculating integrals or simulating series of events, to be well established in the mathematical formalism, one has to define the phase-space and the function one is going to integrate. One can parametrize the integral in the following form

$$G = \int_0^1 \prod_{j=1}^n d\hat{x}_j g(\hat{x}_1, \hat{x}_2, \dots, \hat{x}_n) = \lim_{N \rightarrow \infty} \frac{1}{N} \sum_{i=1}^N g(\hat{x}_1^i, \hat{x}_2^i, \dots, \hat{x}_n^i), \quad (1)$$

where on the right-hand side, the sum runs over n dimensional vectors \hat{x}_j^i of random numbers (each \hat{x}_j^i in the $[0, 1]$ range) which define the point in the hypercube of coordinates. The N denotes number of events used.

The function g consists of several components: the phase-space Jacobian resulting from the use of \hat{x}_j coordinates for the phase-space parametrization; the matrix element squared calculated for a given process at prepared phase-space-point; and finally the acceptance function which is zero outside the desired integration region. Uniformly distributed random numbers \hat{x}_j are used as Monte Carlo integration variables in formula (1). The average value of g , calculated over the event sample, gives the value of integral G . In practical applications a lot of refinements are necessary to assure acceptable speed of calculation and numerical stability. From a single sample of events several observables can be obtained simultaneously, *e.g.* in the form of differential distributions (histograms).

For the convenience of calculating multi-dimensional observables one introduces rejection techniques. The event i (constructed from random-number variables \hat{x}_j^i) is accepted if an additional randomly generated number is smaller than $g(\hat{x}_1^i, \hat{x}_2^i, \dots, \hat{x}_n^i) / g_{max}$; otherwise the event is rejected. The result of the integral is then equal to $g_{max} \times \frac{n_{accepted}}{n_{generated}}$. Statistical error of this estimate can be calculated using standard textbook Monte Carlo methods. In such a method, one has to assure that for the allowed \hat{x}_j range, the condition $0 \leq g \leq g_{max}$ holds. The accepted events are distributed according to dG and can be used as a starting sample for the next step of the generation of weighted (or weight 1) events.

The principle goal of the TauSpinner program is to un-do, modify or supersede the discussed above rejection. Let us assume that the sample of events, for which the program will be used, are distributed accordingly, *with all details*, to the known production mechanism described by the formula

$$d\sigma = \sum_{i,j,k,l} f_i(x_1) f_j(x_2) dx_1 dx_2 \frac{1}{\Phi_{flux}} d\Omega(p_1, p_2; p_3, p_4, p_{\tau^+}, p_{\tau^-}) |M_{i,j,k,l}(p_1, p_2, p_3, p_4)|^2. \quad (2)$$

In Eq. (2), the $\sum_{i,j,k,l}$ extends over all possible configurations of incoming and outgoing partons for the processes of $i(p_1) j(p_2) \rightarrow k(p_3) l(p_4) \tau^+ \tau^-$. The p_i stand for the 4-momenta of incoming/outgoing partons, x_1 and x_2 stand for energy fractions of the beams carried by the incoming partons, parton distribution functions are denoted as $f_i(x_1)$, $f_j(x_2)$ respectively for the first and the second incoming proton. The parton-level flux factor is denoted as Φ_{flux} and the phase-space volume element as $d\Omega$. Finally the parton-level matrix element $M_{i,j,k,l}$ completes the formula. Obviously parton distributions (PDFs) are dependent on parton flavour configurations. In Eq. (2) the τ decay phase-space and the corresponding matrix elements are omitted. Even though it amounts to semi-factorization, exploited by TauSpinner algorithms, we omit for now also the discussion of τ -spin correlation matrix. They are not essential for the clarification of requirements needed for TauSpinner algorithms.

For the calculation of TauSpinner weights in the case of replacing one production mechanism A with another one B , one has to take into account not only differences in the matrix elements and PDFs but also, potentially, in Φ_{flux} and $d\Omega$. Thus the respective weight¹ is calculated as follows

$$w_{prod}^{A \rightarrow B} = \frac{\sum_{i,j,k,l} f_i^B(x_1) f_j^B(x_2) |M_{i,j,k,l}^B(p_1, p_2, p_3, p_4)|^2 \frac{1}{\Phi_{flux}} d\Omega(p_1, p_2; p_3, p_4, p_{\tau^+}, p_{\tau^-})}{\sum_{i,j,k,l} f_i^A(x_1) f_j^A(x_2) |M_{i,j,k,l}^A(p_1, p_2, p_3, p_4)|^2 \frac{1}{\Phi_{flux}} d\Omega(p_1, p_2; p_3, p_4, p_{\tau^+}, p_{\tau^-})} \quad (3)$$

Although the factors Φ_{flux} and $d\Omega$ may cancel between the numerator and denominator in the case when all incoming and outgoing partons are considered to be massless, they still may differ due to symmetry factors which are different for identical or distinct flavours of partons.

¹In actual application to a sample of experimental events the assumption that events are distributed accordingly to Eq. (2), *i.e.* with head-on collision of incoming partons, may not hold. As a result, the reweighing procedure of A to B according to Eq. (3) will not anymore be mathematically rigorous. Section 4.3 is devoted to tests for this important issue.

3 Physics and matrix elements of $(2 \rightarrow 4)$ processes.

The physics processes of interest are the Standard Model processes in pp collision with two opposite-sign τ leptons and 2 jets (quarks or gluons) in the final state². Such processes are described at the tree level by $(2 \rightarrow 4)$ matrix elements, with intermediate states being single or double Z, W, γ^*, H or fermion exchange in the s- or t-channel. Depending on the initial state, tree-level matrix elements are of the order of $\alpha_s \alpha_{EW}$ or α_{EW}^2 , involving sometimes triple WWZ couplings. More details are given in Table 1. We will limit our implementation to the tree-level only, but with the emphasis on controlling the spin configurations.

3.1 Incorporating MadGraph generated code into TauSpinner

There are automated programs for generating codes of spin amplitudes calculation. In the development of TauSpinner we have used MadGraph5 [13]. Let us recall some details of this step of the program development to explain the adopted procedure, which may be useful in future for introducing anomalous couplings or new physics models.

The FORTRAN code for calculating matrix elements squared (ME^2) is generated using MadGraph5 with the following commands:

- a) `import model sm-ckm`
- b) with default definition of "multiparticles"
`p = g u c d s u~ c~ d~ s~`
`j = g u c d s u~ c~ d~ s~`
- c) for the Higgs signal processes
`generate p p > j j h, h > ta+ ta-`
- d) for the Drell-Yan-type SM background processes
`generate p p > j j ta+ ta- / h QED=4`
- e) and print the output using
`output standalone "directory name".`

Setting the parameter `QED=4` enforces generation of diagrams up to 4th order in the electroweak couplings. Other settings are initialized as in the default version of the MadGraph5 setup. The generated codes for the individual subprocesses are then grouped together into subroutines, depending on the flavour of initial state partons, and named accordingly. For example,

```
SUBROUTINE UDX(P, I3, I4, H1, H2, KEY, ANS)
```

corresponds to processes initiated by $u\bar{d}$ partons. X after the letter U, D, S and C means the antiquark, i.e. UXCX corresponds to processes initiated by $\bar{u}c$, while GUX – processes initiated by $g\bar{u}$. The input variables are: real matrix `P(0:3, 6)` for four-momenta of incoming and outgoing particles, integers `I3, I4` for the Particle Data Group (PDG) identifiers for final parton flavours, integers `H1, H2` stand for outgoing τ helicity states; integer `KEY` selects the requested matrix element for the SM background (`KEY=0`), the SM Higgs boson³ (`KEY=1`), `ANS` returns the calculated value of the matrix-element squared. According to the value of `I3, I4, KEY` the corresponding subroutine generated by MadGraph5 is called⁴. The TauSpinner user usually will not access to the `KEY` variable.

Before integrating these subroutines into the TauSpinner program, a number of modifications have been done for the following reasons:

- a) Since MadGraph5 by default sums and averages over spins of incoming and outgoing particles, while we are interested in τ spin states, the generated codes have to be modified to keep track of the τ polarization;
- b) Moreover, since the subroutines and internal functions generated by MadGraph5 have the same names for all subprocesses `SMATRIX(P, ANS)`, the names had to be changed to be unique for each subprocess. To be more specific, for the Higgs signal subprocess $u\bar{d} \rightarrow c\bar{d}h, h \rightarrow \tau^+\tau^-$ the generated subroutine name is changed to `UDX_CD_X_H(P, H1, H2, ANS)`, while for the background $u\bar{d} \rightarrow c\bar{d}\tau^+\tau^-$ process, the generated subroutine name is changed to `UDX_CD_X_noH(P, H1, H2, ANS)`.

²Here as jets we understand outgoing partons.

³The `KEY > 1` is reserved for non-standard scenarios, then the code discussed in the present Section is not necessarily used.

⁴Note that by convention, setting `I3 = 0` and `I4 = 0` returns the matrix element squared summed over all possible final state partons; as a default this option is not used, and the corresponding sum is performed explicitly in the code.

Table 1: List of implemented processes for calculating matrix element squared grouped into categories, which differ by flavours of incoming partons. For each category, FORTRAN files with implemented subroutines for calculating the matrix element square, grouped by the flavour of incoming partons, are given in the second column. Examples of processes in each category are given in the last column. Partially redundant codes for some of the processes are used for tests only, this is the case of amplitudes stored in files `UCX.f` and `CUX.f`, the amplitudes of these two files can be obtained from each other by CP symmetry.

Category of Matrix Elements	Corresponding FORTRAN files	Processes
(1)	GG.f	$gg \rightarrow \sum_f q_f \bar{q}_f$
(2)	GD.f, GU.f	$gq_f(\bar{q}_f) \rightarrow gq_f(\bar{q}_f)$
(3)	DD.f, UD.f, UU.f, CC.f, CS.f, DC.f, DS.f, SS.f CD.f, CU.f, SD.f, SU.f, US.f	$q_{f_1} q_{f_2} (\bar{q}_{f_1} \bar{q}_{f_2}) \rightarrow q_{f_1} q_{f_2} (\bar{q}_{f_1} \bar{q}_{f_2})$
(4)	DDX.f, UDX.f, UUX.f CCX.f, CSX.f, DCX.f, DSX.f, SCX.f, SSX.f, UCX.f, USX.f, CDX.f, CUX.f, SDX.f, SUX.f	$q_{f_1} \bar{q}_{f_2} (\bar{q}_{f_1} \bar{q}_{f_2}) \rightarrow q_{f_1} \bar{q}_{f_2} (\bar{q}_{f_1} \bar{q}_{f_2})$ $q_{f_1} \bar{q}_{f_2} (\bar{q}_{f_1} \bar{q}_{f_2}) \rightarrow gg$

For other processes and internal functions similar convention is used, see Table 1. Note that for example for the processes with cs quarks in the initial state, exchange of W 's is allowed, the final states cannot include gluons and the only allowed final states are: cs, cd, us, ud . After taking into account permutation of incoming and outgoing partons and CP symmetric states this gives in total $4 \times 4 \times 2 = 32$ non-zero contributions to the sum of Eq. (2). This is the case both for Drell-Yan-type background and Higgs-boson production processes. For the remaining processes the codes listed in Table 1 are also used with the help of CP symmetry or re-ordering of partons.

At the parton level each of the incoming or outgoing parton can be one of flavours: $\bar{b} \bar{c} \bar{s} \bar{u} \bar{d} g d u s c b$, with Particle Data Group (PDG) identifiers: -5, -4, -3, -2, -1, 21, 1, 2, 3, 4, 5 respectively. For processes with two incoming partons, two outgoing τ leptons and two outgoing partons that gives 11^4 possibilities, most of them with the zero contribution, and many available one from another by relations following from CP symmetries and/or permutations of incoming and/or outgoing partons. Grouped by the type of initial state partons, the subroutines listed in Table 1 are currently limited to the first two flavour families. The matrix elements for processes involving b -quarks are not yet implemented⁵.

Also, for practical purposes, for a pair of final-state parton flavours $k \neq l$, the MadGraph5 generated codes have been obtained for a definite ordering (k, l) , but not for (l, k) , to reduce the number of generated configurations. When TauSpinner is invoked, the flavour configuration of outgoing partons is unknown and it takes into account both possibilities: thus a compensating factor $\frac{1+\delta_{ij}}{2}$ has to be introduced. This is because of the organization of the sum in Eq. (3).

3.2 Topologies and the dynamical structure of subprocesses

The number of contributing subprocesses is very large. For the case of the non-Higgs Drell-Yan-type background processes, in which the τ -pair originates either from the vector boson decay (including also cascade decays) or from multi-peripheral vector-boson fusion processes, MadGraph5 generates 82 subprocesses with partons belonging to the first two generations of quarks, or gluons. Subprocesses in which all partons are of the same flavour (like $u\bar{u} \rightarrow u\bar{u}\tau^+\tau^-$) receive contributions from 64 Feynman diagrams, subprocesses with two pairs of flavours – either 43 diagrams (if one pair is of up-type and the other down-type, like $u\bar{u} \rightarrow s\bar{s}\tau^+\tau^-$) or 32 diagrams (if both pairs are either down- or up-type, like $u\bar{u} \rightarrow c\bar{c}\tau^+\tau^-$), subprocesses with three or four different flavours – 11 diagrams (like $us \rightarrow ud\tau^+\tau^-$), and subprocesses with two quarks and two gluons – 16 diagrams. As far as the dynamical structure of the amplitudes is concerned, there are all together seven different topologies of Feynman diagrams, with representatives shown in Fig. 1. Which of them contribute to a given subprocess depends on flavours of incoming and outgoing partons. Irrespectively of their origin, in all processes the polarizations of τ leptons are strongly correlated due to the helicity-conserving couplings to the vector bosons. The spin correlations of the produced τ pair depend on the relative size of the subprocesses with vector and pseudo-vector couplings contributing to the given final state configuration. For example, in the case of $q \bar{q} \rightarrow \tau^+ \tau^- q \bar{q}$, see Fig. 1, diagram (d) contributes with 100% polarised τ 's since

⁵The matrix elements with b quarks are set to zero in our default installation. However, the program has already been set up so that the user-provided codes featuring b -quark processes can be activated by a C++ pointer at any moment using the `TauSpinner::set_vbfdistrModif()` method, see Appendix A for details.

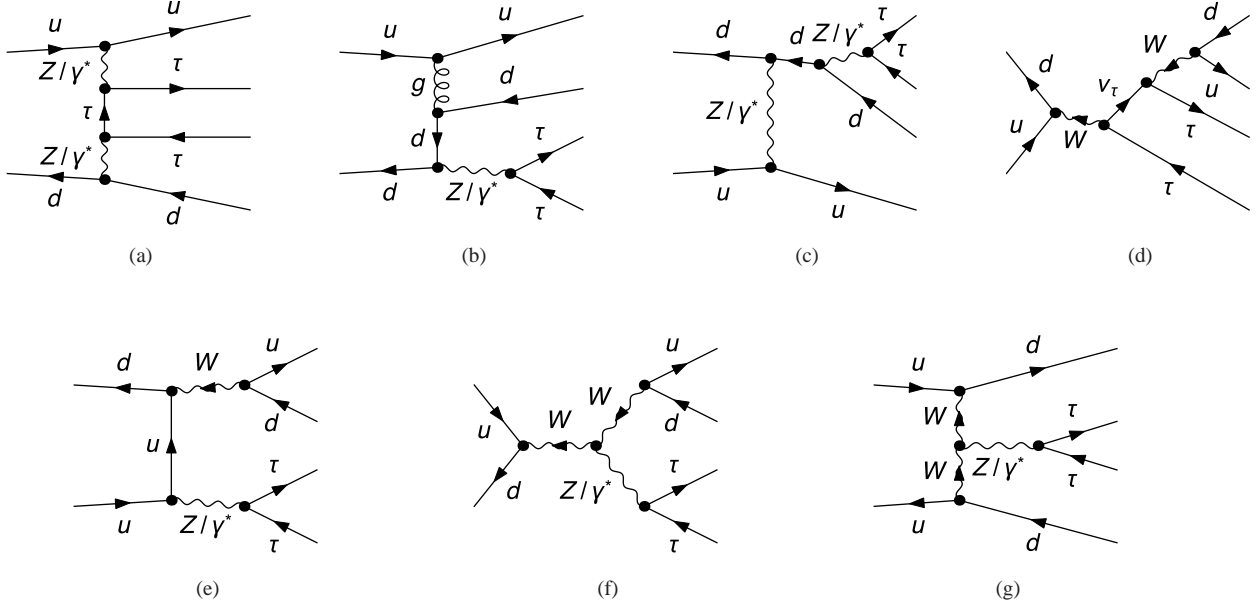


Figure 1: Typical topologies of diagrams contributing to the Drell-Yan-type SM process in $u\bar{d} \rightarrow \tau^+\tau^-u\bar{d}$: multi-peripheral (a), double-t (b), t-cascade (c), s-cascade (d), double-s (e), mercedes (f) and fusion (g) type of diagrams.




Figure 2: Topologies of diagrams contributing to the Higgs production process $u\bar{d} \rightarrow H(\rightarrow \tau^+\tau^-)u\bar{d}$: vector boson fusion (a), Higgs-strahlung (b). In general, depending on the flavour of incoming partons, mediating boson could be W or Z .

they couple directly to W^\pm . In diagram (g), the polarisation of Z/γ^* is different than in the Born-like production because Z/γ^* decaying to $\tau^+\tau^-$ originates from the WWZ/γ^* vertex. This leads to a distinct polarisation of τ leptons.

For the Higgs signal processes the τ pairs originate from the Higgs boson decay, as imposed at the generation level, and the number of subprocesses is reduced to 67. Each subprocess receives contributions from at most two Feynman diagrams, since with massless quarks of the first two generations, the Higgs boson can originate either from the vector boson fusion or from Higgs-strahlung diagrams, as illustrated in Fig. 2. Depending on the flavour configuration of incoming partons, mediating boson is W or Z , which leads to almost 10 GeV shift between resonance invariant mass of the outgoing pair of jets in case of Higgs-strahlung process. The helicity-flipping scalar coupling to the Higgs boson results in the opposite spin correlation as compared to the case of the Drell-Yan-process. The individual τ polarization is absent.

Concerning the analytic structure of the differential cross sections, it is determined by topologies of contributing diagrams to a particular subprocess. For example, s -channel propagators will result in a resonance enhancement, while the t -channel ones may lead to collinear or soft singularities (in the limit $m_W^2/s \ll 1$, $m_Z^2/s \ll 1$) regulated either by the phase space cuts or by the virtuality of the attached boson line. Understanding differences in analytic structures of subprocesses will turn important when discussing tests of reweighing technique of TauSpinner in Subsection 4.2.

Technically speaking, the sums in Eq. (1) or (3) defining the production weights used in TauSpinner consist of 9^4 (11^4 if b-quarks are allowed) elements, which are potentially distinct and require their own subroutines for the matrix element calculation. Since most of the elements are equal zero, or some matrix elements are related to others by permutation of partons and/or CP symmetries, special interfacing procedure is prepared to exploit those relations. It reduces significantly the

3.3 EW scheme and parameters

In early versions of `TauSpinner` the electroweak interactions were embedded into an effective ($2 \rightarrow 2$) Born process for $q\bar{q} \rightarrow \tau^+\tau^-$. Its analytic form is given by Eqs. (3)-(5) and Table 2 of Ref. [14]. The adopted scheme is fully compatible with the one of `Tauola universal interface` [15]. It is using the lowest order ME for the $q\bar{q} \rightarrow Z/\gamma^* \rightarrow \tau\tau$ process, however with the effective value for the $\sin^2\theta_W^{eff}$ and running Z-boson width. Such a choice corresponds to a partial resummation of higher order electroweak effects, exactly as it was adopted at the time of precision tests of the Standard Model at LEP [16], with the remaining loop weak corrections at the per mille level.

However, since the effects of WW boxes can be numerically significant for τ lepton pairs of large virtuality or large invariant mass, there is an option to include genuine weak loop effects into `TauSpinner` effective Born, already since its version 1.4.0 of June 2014 as well. It can be done for `TauSpinner` in a manner similar to `Tauola universal interface` [15] because this process is implemented in both codes in the same way.

Table 2 compares numerical values of the input parameters for the ($2 \rightarrow 2$) and ($2 \rightarrow 4$) processes. Variants of initialization for ($2 \rightarrow 4$) processes are explained in Table 3. It is worth to point out that by using over-constrained set of parameters (EWSH=4): $\alpha_{QED}(M_Z), M_Z, \sin^2\theta_W^{eff}, M_W, G_F$ essential effects of the loop corrections are taken into account, providing the results for τ -lepton polarisation close to LEP measurements [16]. As the parameters are not independent, this can lead to problems if the input values are not consistent, especially when applied to processes other than ($2 \rightarrow 2$), which is the main focus of our paper.

Let us now turn to the details of electroweak schemes used for the matrix elements of the ($2 \rightarrow 4$) hard subprocesses entering the $pp \rightarrow \tau\tau jj$. The code from `MadGraph5` has its own initialisation module consistent with the so called G_F scheme, which uses G_F, α_{QED} and m_Z as input parameters, see Table 2 (and EWSH=1 scheme in Table 3). As such, it uses tree-level (equivalent to on-shell) definition of the weak mixing angle $\sin^2\theta_W = 1 - M_W^2/M_Z^2 = 0.222246$. This is far from the measured value from the Z boson couplings to fermions; also the constant width of Z-boson is used. Since the τ -lepton polarization is very sensitive to the value of the mixing angle, and for both `Tauola` and `TauSpinner` the τ physics is important target, such a LO implementation in the G_F scheme is not sufficiently realistic. This is even more serious issue for the angular distributions of leptons themselves, making such a scheme phenomenologically inadequate to any observable that relies on directions of leptons. Alternatively, one could adopt the scheme with G_F, m_Z and $\sin^2\theta_W^{eff}$ as input parameters (and EWSH=2 scheme in Table 3), but then the predicted tree-level W-boson mass is away from the measured value which would result in distorted spectra of jets coming from W decays (and shift in the resonance structure of the matrix element). In some regions of the phase space the distortion can reach 40%. One can also use scheme with G_F, m_Z and m_W , as input parameters (and EWSH=3 scheme in Table 3), but the on-shell definition $\sin^2\theta_W = 1 - M_W^2/M_Z^2 = 0.222246$ will lead back to far from measured value of $\sin^2\theta_W$. There are two options: either include EW loop corrections simultaneously with QCD corrections, or adopt an effective scheme which would allow at tree-level to account correctly for the τ -lepton polarization at the Z-boson peak and physical W-boson mass. Since the former is beyond the scope of the present paper, we take the second option.

To this end, we define an effective scheme with θ_W^{eff} , in which the effective weak mixing angle $\sin^2\theta_W^{eff} = 0.2315$ is used (instead of the on-shell one) together with the on-shell boson masses, i.e. as input we take G_F, m_Z, m_W and $\sin^2\theta_W^{eff}$ (EWSH=4 scheme in Table 3). Although being in principle flavour dependent, the value $\sin^2\theta_W^{eff}$ is flavour universal with an accuracy of order 0.1%. Effectively such a procedure amounts to the inclusion of some of higher order EW corrections to the $Z\tau^+\tau^-$ vertex.⁶ This value is used in all vertices, also in the triple gauge-boson coupling since the WWZ coupling is essential for the gauge cancellation and it must match the couplings in other Feynman diagrams, forming together the gauge invariant part of the whole amplitude. In our case we are not aiming at a careful theoretical study of higher order corrections; instead we checked numerically that the introduction of dominant loop corrections to $Z\tau^+\tau^-$ vertex through the effective $\sin^2\theta_W^{eff}$ does not lead to numerically important consequences for the WWZ vertex. For example, the effect of the mismatch of WWZ and $Zf\bar{f}$ couplings for the case of $qq \rightarrow qq\tau\tau$ subprocess is small, see Fig. 7, in Section 4.4. Thus, we gain consistency with observables, such as τ -polarization or τ -directions, which would otherwise be off by $\sim 40\%$ at the expense of breaking EW relations in higher order of perturbation theory. Moreover, since `TauSpinner` is used to reweigh events, as given in Eq. (3), the uncertainties of our procedure should to a large degree cancel out.

For the purpose of comparison of the predicted τ -lepton polarisation at the Z-boson peak, we provide four initialisation options for the ($2 \rightarrow 4$) matrix elements, the first three motivated by the schemes used in [18], and the fourth one corresponding to θ_W^{eff} . They are specified in Table 3. Scheme labeled EWSH = 4 is the only one numerically appropriate for use when predicting τ polarisation, and taking into account configurations with two additional jets, as shown in Section 5. For technical testing purposes we also introduce a scheme like EWSH=4 but with modified WWZ coupling by 5% which we label as EWSH=5.

⁶Although by itself the vertex correction is not gauge invariant, it has been shown for the case of $e^+e^- \rightarrow f\bar{f}$ that near the Z-pole the box contribution, needed to cancel gauge dependence, is numerically negligible. See for example Ref. [17].

Table 2: Input parameters for initialising couplings calculations for $(2 \rightarrow 2)$ in Tauola code and $(2 \rightarrow 4)$ in MadGraph5 code. Note that in Tauola code $\alpha_{QED} = \alpha_{QED}(Q^2 = 0)$ is used as an input for calculation of the Z couplings as well. This leads, in principle, to an over-all missing factor of $(\frac{\alpha_{QED}(Q^2)}{\alpha_{QED}(0)})^2$. It can be thus dropped off, as long as it cancels out in calculation of weights, the ratios of differential cross-sections. The numerical values of CKM matrix are taken from Ref. [11].

Type	Tauola code (default for $2 \rightarrow 2$)	Input/Calculated	MadGraph5 code (SM default for $2 \rightarrow 4$)	Input/Calculated
m_H	—		125.0 GeV	Input
Γ_H	—		0.0057531 GeV	Input
m_Z	91.1882 GeV	Input	91.1880 GeV	Input
Γ_Z	2.4952 GeV	Input	2.44140 GeV	Input
m_W	—		80.4190	Calculated
Γ_W	—		2.04760 GeV	Input
m_τ	1.77703 GeV	Input	1.77703 GeV	Input
$\sin^2\theta_W$	0.23147	Input	0.222220	Calculated
$1/\alpha_{QED}$	137.036	Input	132.507	Input
G_F	—		$1.16639 \cdot 10^{-5} \text{ GeV}^{-2}$	Input

Table 3: Implemented EW schemes, the recommended EW scheme is EWSH=4 which gives the τ lepton polarisation on the Z-boson mass peak, in agreement with the measurement at LEP1 [19], and physical W boson mass.

Type	EWSH=1 input: G_F, α_{QED}, m_Z	EWSH=2 input: $G_F, \sin^2\theta_W, m_Z$	EWSH=3 input: G_F, m_W, m_Z	EWSH=4 input: $G_F, m_W, m_Z, \sin^2\theta_W^{eff}$
m_Z	91.1882 GeV	91.1882 GeV	91.1882 GeV	91.1882 GeV
m_W	80.4190	79.9407 GeV	80.4189 GeV	80.4189 GeV
$\sin^2\theta_W$	0.222246	0.231470	0.222246	0.231470
$1/\alpha_{QED}$	132.5070	128.7538	132.5069	127.2272
G_F	$1.16639 \cdot 10^{-5} \text{ GeV}^{-2}$	$1.16639 \cdot 10^{-5} \text{ GeV}^{-2}$	$1.16639 \cdot 10^{-5} \text{ GeV}^{-2}$	$1.16639 \cdot 10^{-5} \text{ GeV}^{-2}$

3.4 QCD scales and parton density functions

The distribution version of TauSpinner is interfaced with LHAPDF v6 library [20]. User has the freedom of choosing renormalization and factorization scales, within the constraint that $\mu_F = \mu_R$, otherwise minor re-coding is necessary. To this end we have implemented four predefined choices for the scale μ^2 as should be expected for our processes:

$$\begin{aligned} \text{scalePDFOpt}=0 & \quad 200 \text{ GeV} \\ \text{scalePDFOpt}=1 & \quad \mu = \sqrt{\hat{s}} \\ \text{scalePDFOpt}=2 & \quad \mu = \sum m_T, \quad m_T^2 = m^2 + p_\perp^2 \\ \text{scalePDFOpt}=3 & \quad \mu = \sum E_\perp, \quad E_\perp = E p_\perp / |\vec{p}| \end{aligned}$$

where sums are taken over final state particles of hard scattering process. For the $\alpha_s(\mu^2)$ we provide, as a default, a simple choice of the μ^2 dependence, following the leading logarithmic formula,

$$\alpha_s(\mu^2) = \frac{\alpha_s(M_Z^2)}{1 + 4\pi\alpha_s(M_Z^2)(11 - 2N_f/3) \ln \frac{\mu^2}{M_Z^2}} \quad (4)$$

with the starting point $\alpha_s(M_Z^2) = 0.118$. The same value of α_s is used for the case of the fixed coupling constant, that is for `scalePDFOpt=0`.

The reweighting procedure of TauSpinner itself may be used to study numerically the effects of different scale choices, as well as for the electroweak schemes, see the discussion later in Section 5 and Appendix A.2.

4 Tests of implementation of $(2 \rightarrow 4)$ matrix elements.

4.1 Tests of matrix elements using fixed kinematical configurations

For the purpose of testing the consistency of implemented codes, generated with MadGraph5 and modified as explained in Sect. 3.1, we have chosen a fixed kinematic configuration at the parton level⁷. For such kinematics we have calculated the matrix element squared for all possible helicity configurations of all subprocesses using the codes implemented in TauSpinner and checked against the numerical values obtained directly from MadGraph5. The agreement of at least 6 significant digits has been confirmed.

4.2 Tests of matrix elements using series of generated events

As further tests of the internal consistency of matrix element implementation in TauSpinner we have used the reweighting procedure by comparing a number of kinematic distributions obtained in two different ways: the first one obtained directly from events generated for a specified parton level process REF (a reference distribution REF), and the second one (GEN reweighted) obtained by reweighting with TauSpinner events generated for a different process GEN. These tests have been performed in a few steps as follows.

- Series of 10 million events each for a number of different processes in $pp \rightarrow \tau\tau jj$ (with specified flavours of final state jets, or for subprocesses with selected flavours of incoming partons) with MadGraph5_aMC@NLO [11] v2.3.3 at LO have been generated. Samples were generated for pp collisions at the c.m. energy of 13 TeV using CTEQ6L1 PDFs [21] linked through LHAPDF v6 interface. Renormalization and factorization scales were fixed to $\mu_R = \mu_F = m_Z$. Only very loose selection criteria at the generation level were applied: invariant mass of the $\tau\tau$ pair was required to be in the range⁸ $m_{\tau\tau} = 60 - 130$ GeV, and jets to be separated by $\Delta R_{jj} > 0.1$ and with transverse momenta $p_T^j > 1$ GeV. A complete configuration file used for events generation is given in the file `MadgraphCards.txt` which is included for reference in `TAUOLA/TauSpinner/examples/example-VBF/benchfiles` directory.
- The testing program was reading generated events stored in the LesHouches Event File format [22] filtering the ones of a given ID1, ID2, ID3, ID4 configuration of flavour of incoming/outgoing partons corresponding to the process GEN. The weight w_{ME} allowing to transform this subset of events into the equivalent of reference REF one, was calculated as

$$w_{ME} = \frac{|ME(ID1, ID2, ID3', ID4')|^2}{|ME(ID1, ID2, ID3, ID4)|^2} \quad (5)$$

⁷This test is build into the TauSpinner testing and can be activated with the hard-coded local variable of `TAUOLA/TauSpinner/src/VBF/vbfdistr.cxx` by setting `const bool DEBUG = 1;`. Numerical results are collected on the project web page [12].

⁸Several tests were repeated also for the full spectrum, i.e. starting from $m_{\tau\tau} > 10$ GeV

and kinematic distributions of reweighted events (GEN reweighted) were compared to distributions of the reference process REF (ID1, ID2, ID3', ID4'). Note that for this test to be meaningful one has to select processes with the same initial state partons, so that the dependence on the structure functions cancels out. A very good agreement between the REF and GEN reweighted distributions was found for 10 different kinematic distributions for several configurations of (ID1, ID2, ID3, ID4, ID3', ID4'). It has shown a very good numerical stability, which was not obvious from the beginning as events corresponding to the REF and GEN processes may have very different kinematic distributions due to their specific topologies and resonance structures of Feynman diagrams.

- In the next step, the tests were repeated, but now reweighting the matrix elements convoluted with the structure functions of the incoming partons and summing over final states restricted to the selected sub-groups (named respectively C and D of parton level processes). In this case the weight is calculated as

$$wt_{prod}^{C \rightarrow D} = \frac{\sum_{i,j,k,l}^D f_i(x_1) f_j(x_2) |M_{i,j,k,l}(p_1, p_2, p_3, p_4)|^2 \frac{1}{\Phi_{flux}} d\Omega(p_1, p_2; p_3, p_4, p_{\tau^+}, p_{\tau^-})}{\sum_{i,j,k,l}^C f_i(x_1) f_j(x_2) |M_{i,j,k,l}(p_1, p_2, p_3, p_4)|^2 \frac{1}{\Phi_{flux}} d\Omega(p_1, p_2; p_3, p_4, p_{\tau^+}, p_{\tau^-})} \quad (6)$$

where the notation as for Eq. (3) is used, except that now the $\sum^{C,D}$ mean that summation is restricted to processes belonging to sub-groups C, D , respectively. For testing the code implementation for the Drell-Yan process the groups, listed in the first column of Table 1, were reweighted, one to another.

The reweighting tests performed between sub-groups of processes, and later, between groups of processes listed in Table 1, allowed to check relative normalization of amplitudes. Again, a good agreement has been found⁹. For the tests, the following kinematical distributions were used:

- Pseudorapidity of an outgoing parton j .
- Pseudorapidity gap of outgoing partons.
- Rapidity of the $\tau\tau$ and jj systems.
- Transverse momentum of the $\tau\tau$ and jj system.
- Invariant mass of the $\tau\tau$ and jj system.
- Longitudinal momentum of the $\tau\tau$ and $\tau\tau jj$.
- Cosine of the azimuthal angle of τ lepton in the $\tau\tau$ rest frame.

Let us discuss some of these results, shown in Fig. 3 and Fig. 4 (the complete set of distributions is shown in Appendices B and C). In each plot the distribution REF for the reference process is shown as a black histogram, while the red histogram shows the distribution for a different process GEN. Both histograms are obtained directly from the MadGraph5 generated samples of REF and GEN processes, respectively. Now the histogram GEN is reweighted using TauSpinner and the resulting reweighted histogram is represented by the red points with error bars. For the test to be successful the red points should follow the black histogram; the ratio of the REF and GEN reweighted distributions is shown in the bottom panel of each figure.

Let us note, that in our tests, we reweight events of substantially different dynamical structures over the multi-dimensional phase-space. This may be not evident from the histograms shown in figures, which can be both for the REF and GEN reweighted distributions rather regular and similar. Nevertheless, several bins of GEN reweighted distributions with small errors can be found to lie below the REF distribution, whereas a few above with large errors. This second category of bins is populated by a few events, which originate from the flat distribution of the GEN process, receiving high weight due to some resonance/collinear configuration of the REF process. This is a technical difficulty for the testing, but is not an issue of the actual use of TauSpinner when all subprocesses are used together. To confirm that the observed deviations are not significant statistically we have reproduced plots from Fig. 3 and Fig. 4 for four independent series of events. We observed that bins with large error or sequences of few bins with large deviations were randomly distributed between these series strongly indicating that observed deviations are of statistical origin. As primarily we are not interested in use of implemented code to reweight between the groups of parton level processes, for checking general correctness of its implementation it was sufficient to use four statistically independent samples only. In practical applications, contributions from all processes will be merged together and weights will become less dispersed.

Similar tests have been performed for the Higgs boson production. Fig. 5 shows the comparison of generated and reweighted distributions for the jet pseudorapidity and for the pseudorapidity gap between jets in the case of $q\bar{q}$ and $q\bar{q}$ processes. As the resonant structure in the m_{jj} distribution coming from $Z \rightarrow q\bar{q}$ and $W \rightarrow q\bar{q}$ is different in REF and GEN processes, results of some bins feature unexpectedly large statistical fluctuations.

Finally, let us stress that simple, but nonetheless, necessary check have been done as well: from the inspection of the control outputs we confirmed that the dominant contributions to cross sections are distinct for Drell-Yan and Higgs production processes, and that the slopes of energy spectra of τ -decay products are of a proper sign. That confirms that our installation is free of possible trivial errors in spin implementation.

⁹ Technical point is worth mentioning: we had to randomize order of final state partons in events generated by MadGraph5, as such order is not imposed in the matrix elements implemented in TauSpinner.

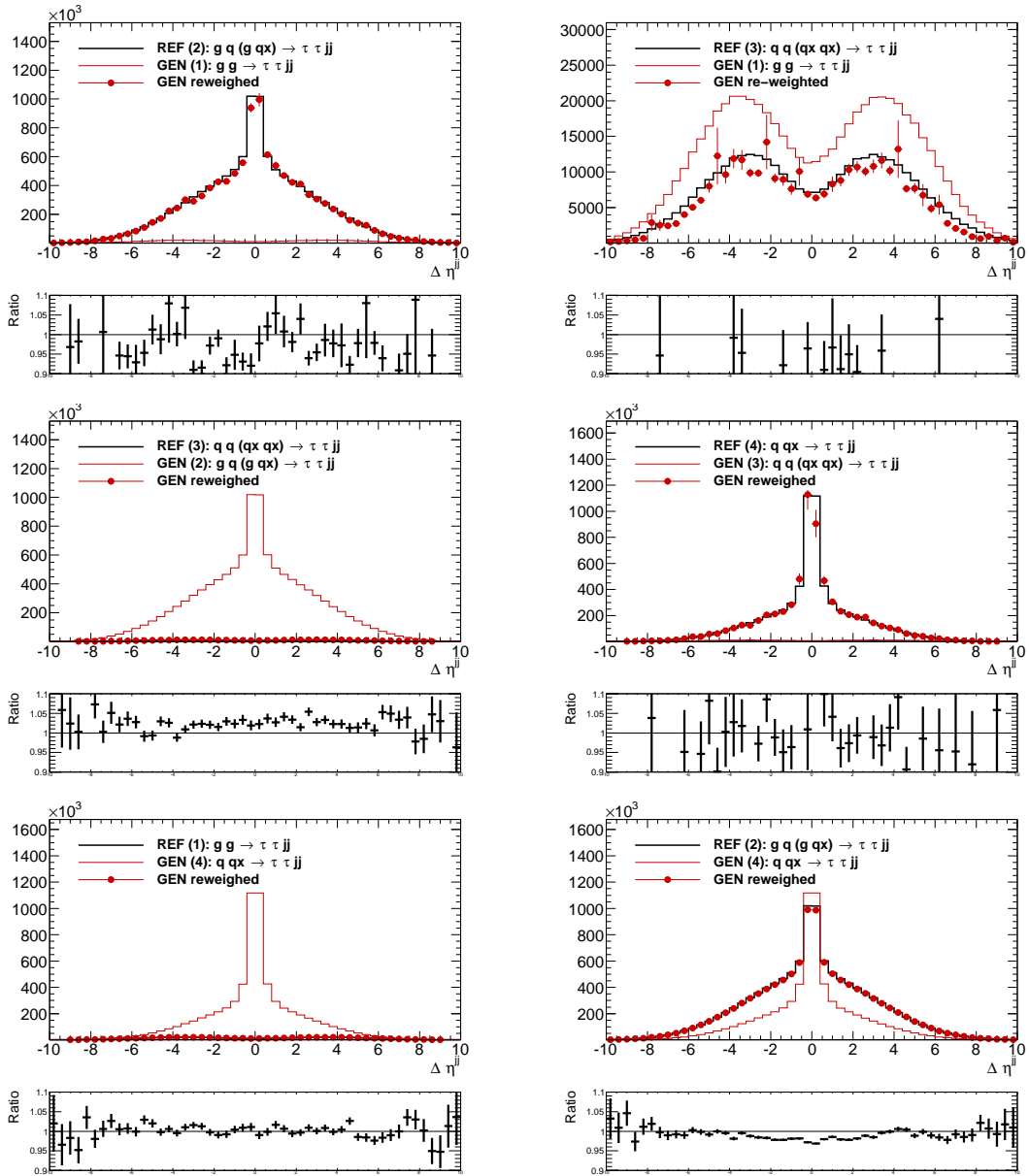


Figure 3: Shown are distributions of the pseudorapidity gap between outgoing partons for the GEN sub-process (thin red line) and after its reweighting to the reference (GEN reweighted, red points). Reference distribution REF is shown with a black line. GEN and REF sub-processes are grouped as listed in Table 1. The qx on plots, denote antiquark i.e. \bar{q} . More plots for other distributions are given in Appendix B.

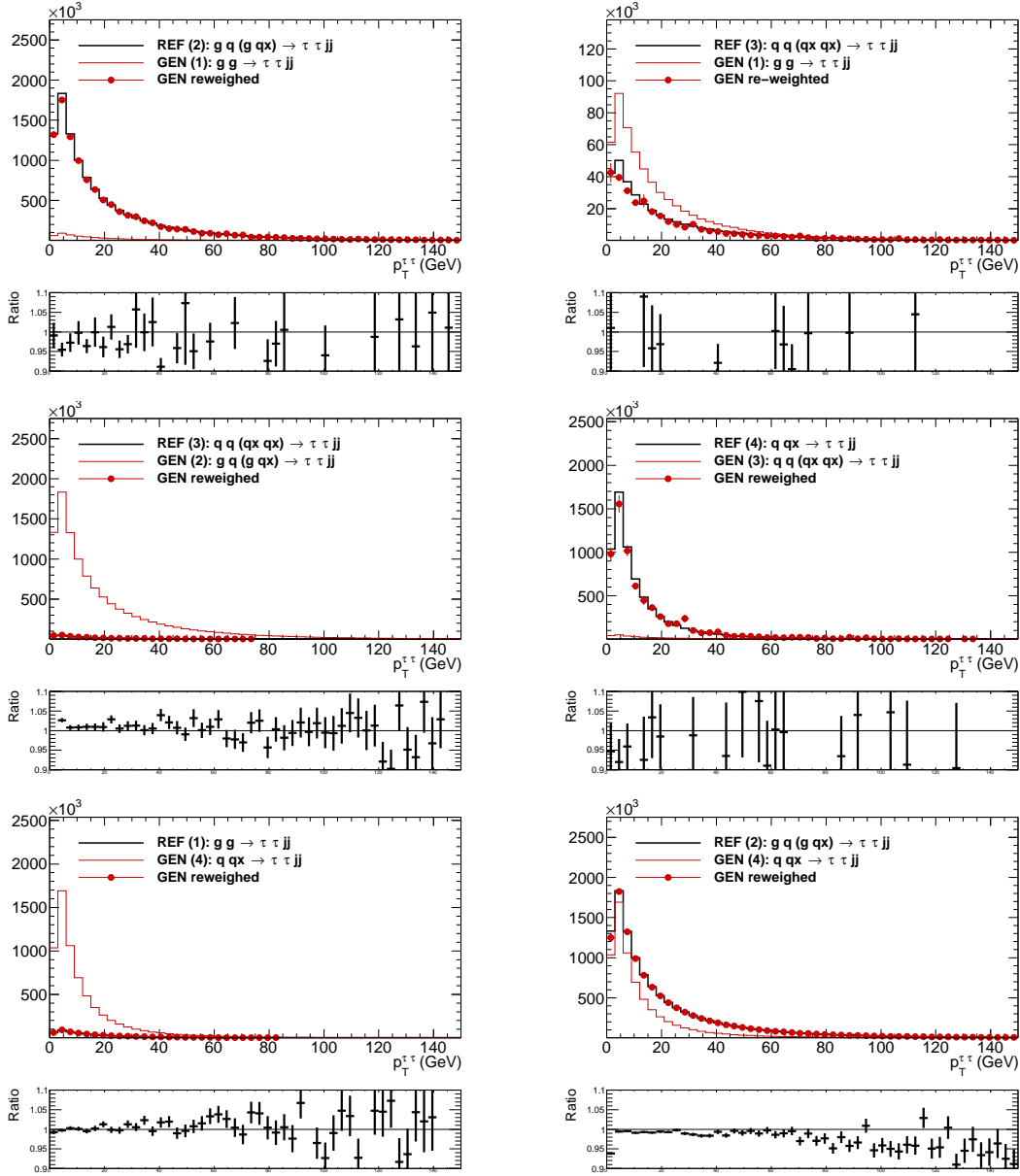


Figure 4: Shown are distributions of transverse momenta of τ pairs, $p_T^{\tau\tau}$ with labeling as in Fig. 3.

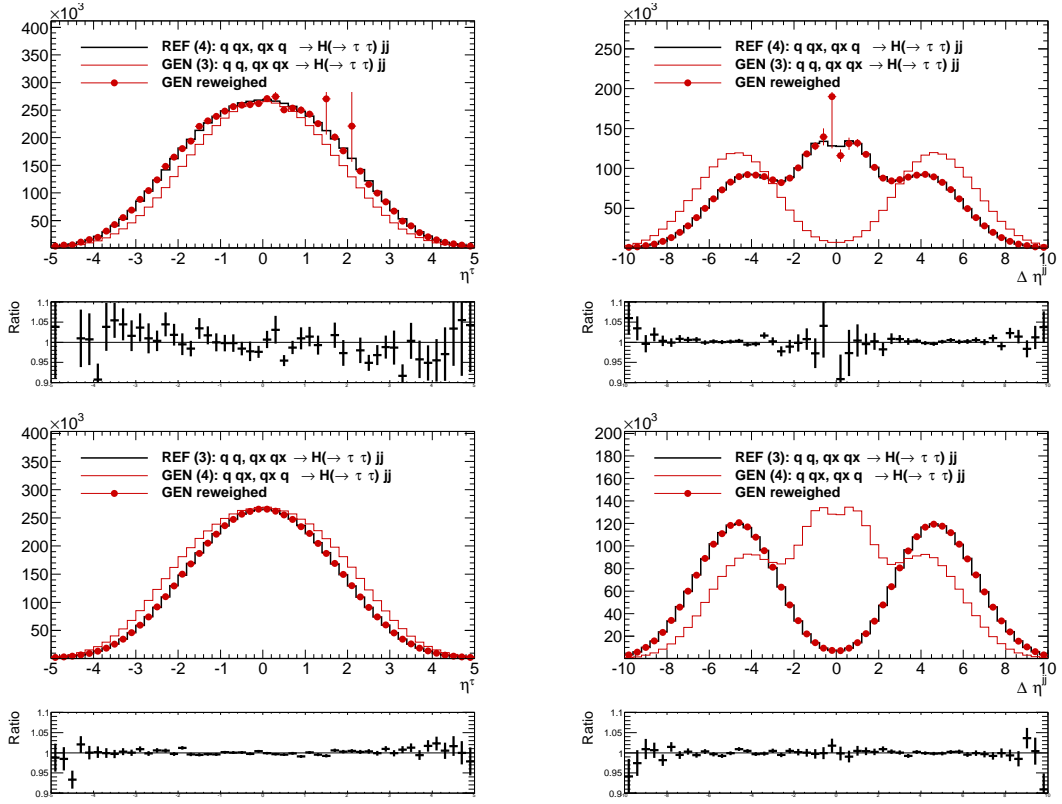


Figure 5: Shown are the distributions of the jet pseudorapidity (left plots) and the pseudorapidity gap between outgoing partons (right plots) with labeling as in Fig. 3 but for the processes of Higgs boson production. More plots for other distributions are given in Appendix C.

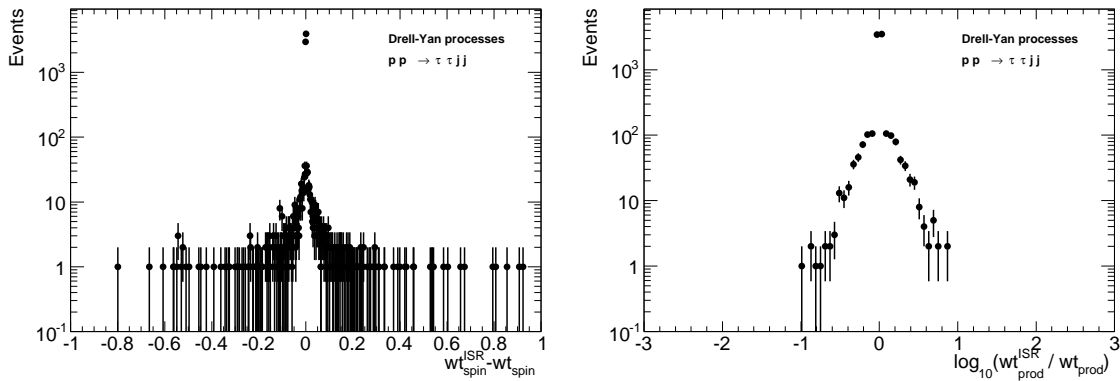


Figure 6: Impact on the matrix element calculation of parton shower smearing, as explained in the text. On the left, the difference of spin weights calculated with and without ISR parton shower kinematic smearing is shown. On the right, the ratio of matrix element weights calculated for the two cases is shown. Sample of 10000 events was used.

4.3 Tests with hard process + parton shower events

After technical tests at the hard process level (convoluted with structure functions), we turn to check the algorithm on events where the incoming parton momenta can not be assumed to be along the beam direction due to the presence of the parton shower in the initial state (ISR). For that purpose, we have taken events generated with MadGraph5 and added ISR with the default version of Pythia 8.2 (as described in Ref. [23]). The two statistically correlated samples were constructed and used by TauSpinner for calculation of spin weights (wt_{spin}) and production weights (wt_{prod}). Fig. 6 shows the number of events as a function of differences for the spin weights calculated for each event from configurations with and without ISR parton shower. Similarly, shown is the ratio of wt_{prod} weights calculated for configurations with and without ISR parton shower. One can see from Fig. 6 (left plot), that the spin weights for the cases with and without ISR are strongly correlated. Majority of events reside in central bins of the distribution and the difference in weights is smaller than the bin width. Also the matrix element weights for the two cases are strongly correlated, see Fig. 6 (right plot). Majority of events reside in central bins. We can conclude that, similarly as in the past [7] for the $(2 \rightarrow 2)$ process, the algorithm which is applied to kinematics of the hard process particles effectively removes impact of the initial state transverse momentum and leads to results which are stable with respect to the presence of extra showering. This test is of more physical nature, since in such a case Eq. (2) does not hold for the distribution of reweighted events and, as a consequence, reweighting with Eq. (3) is featuring an approximation, which we have validated with this test. Note that adding ISR means only that the system of partons and τ leptons outgoing from the hard process underwent (as a whole) a boost and rotation before calculating matrix elements and PDF's. This justifies the evaluation of x_1, x_2 , fraction of proton energies carried by the incoming partons in collinear approximation.

4.4 Tests on the EW schemes and WWZ coupling

For $(2 \rightarrow 2)$ process, resummation of higher order effects into effective couplings is well established. In $(2 \rightarrow 4)$ case, care is necessary, one may destroy gauge cancellations where matching of Z emissions from quark lines with the ones of the t -channel W must be preserved. In Fig. 7 we demonstrate results, where effective $\sin^2 \theta_W$ is used in otherwise G_F scheme, one can see that varying arbitrarily of WWZ coupling by ± 0.05 bring marginal effects only, even for the $q q, \bar{q} \bar{q}$ processes, chosen to maximize the relative effect of WWZ coupling mismatch. The effect is negligible for the shown, most sensitive kinematical distribution studied. The estimate of the average polarisation remains unchanged. This is an expected result as for our amplitudes condition $\sin^2 \theta_W = 1 - M_W^2/M_Z^2$ is in principle not needed for gauge cancellation.

5 Numerical results

Once we have completed our technical tests, and gained confidence in the functioning of the $2 \rightarrow 4$ extension of TauSpinner algorithms, let us turn to presentation of numerical results. In spite of a limited scope of the present version, like lack of the loop-induced gluon coupling to the Higgs boson, or subprocesses with b-quarks, TauSpinner can already be used as a tool to obtain numerical results of interest for phenomenology. Note that b-quarks as final jets can be tagged, and should thus be treated separately, while the contribution from the b-quark PDFs is rather small. Possible applications of TauSpinner are presented below.

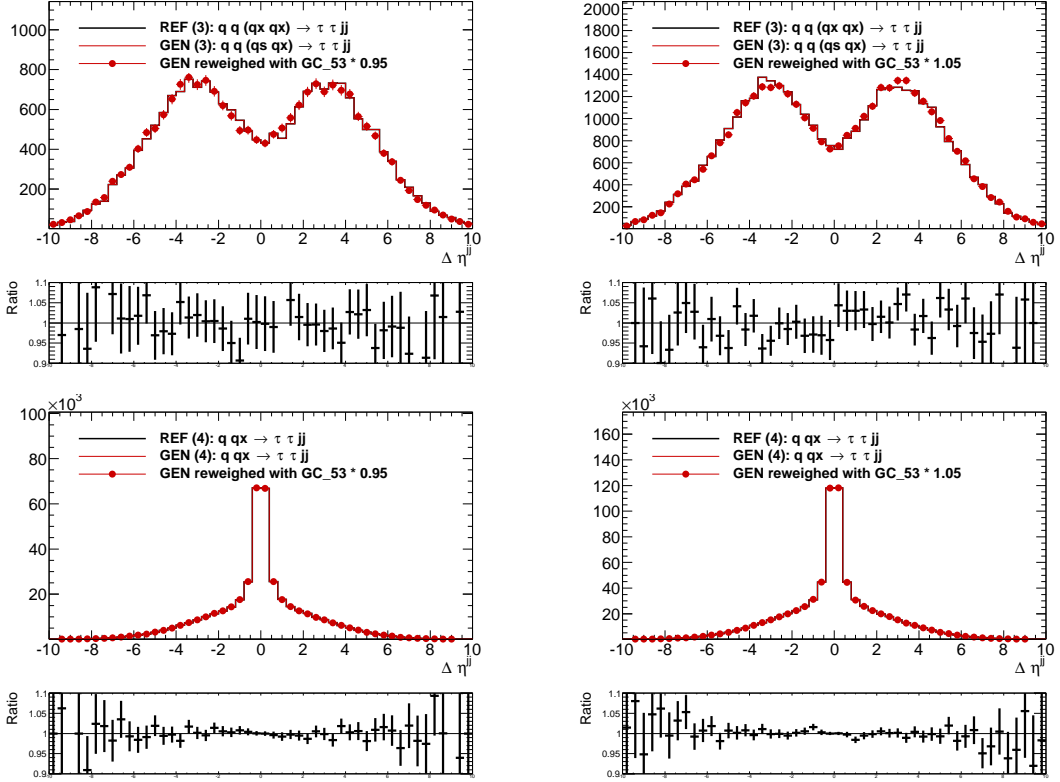


Figure 7: Distribution of $\Delta\eta_{jj}$, reweighted to the one corresponding to WWZ coupling (internal MadGraph5 notation GC_{53}) multiplied by factor 0.95 (right) and 1.05 (left), shown for $qq, q\bar{q}$ (top) and $q\bar{q}$ (bottom) Drell-Yan processes.

Table 4: Comparison of the τ -lepton polarisation in $\tau\tau jj$ events, calculated using TauSpinner weight $w_{t,spin}$ of $(2 \rightarrow 2)$ and $(2 \rightarrow 4)$ processes and G_F EW schemes with $\sin^2\theta_W = 0.22222$. Required invariant mass of the τ pair of $m_Z \pm 10$ GeV and low threshold on outgoing partons transverse momenta, $p_T > 1$ GeV. Rows of the Table correspond to different subsets of events generated with MadGraph5, selected accordingly to flavours of incoming partons. TauSpinner algorithm is not using this information and the average of all possible configurations is used. In case of the last column, we restrict the average to the ones actually used for the selected subset of events.

Process	Fraction of events	Polarisation ($2 \rightarrow 2$) Average	Polarisation ($2 \rightarrow 4$) Average	Polarisation ($2 \rightarrow 4$) Process specific
All processes		-0.2142 ± 0.0003	-0.2140 ± 0.0003	-0.2135 ± 0.0003
$g g \rightarrow \tau \tau jj$	3.1%	-0.2085 ± 0.0018	-0.2094 ± 0.0018	-0.2122 ± 0.0018
$g q, g \bar{q} \rightarrow \tau \tau jj$	59.3%	-0.2132 ± 0.0004	-0.2133 ± 0.0004	-0.2130 ± 0.0004
$q q, \bar{q} \bar{q} \rightarrow \tau \tau jj$	1.8%	-0.2151 ± 0.0024	-0.2167 ± 0.0024	-0.2146 ± 0.0024
$q \bar{q} \rightarrow \tau \tau jj$	35.7%	-0.2163 ± 0.0005	-0.2156 ± 0.0005	-0.2140 ± 0.0005

Table 5: Comparison of the τ -lepton polarisation in $\tau\tau jj$ events, calculated using TauSpinner weight $w_{t,spin}$ of $(2 \rightarrow 2)$ and $(2 \rightarrow 4)$ processes and G_F EW schemes with $\sin^2\theta_W = 0.22222$. Required invariant mass of the τ pair of $100 - 130$ GeV and low threshold on outgoing partons transverse momenta, $p_T = 1$ GeV. The columns are organised as in Table 4.

Process	Fraction of events	Polarisation ($2 \rightarrow 2$) Average	Polarisation ($2 \rightarrow 4$) Average	Polarisation ($2 \rightarrow 4$) Process specific
All processes		-0.4837 ± 0.0028	-0.4852 ± 0.0028	-0.4864 ± 0.0028
$g g \rightarrow \tau \tau jj$	2.6%	-0.4939 ± 0.0175	-0.5023 ± 0.0174	-0.4864 ± 0.0176
$g q, g \bar{q} \rightarrow \tau \tau jj$	56.0%	-0.4815 ± 0.0038	-0.4838 ± 0.0038	-0.4864 ± 0.0038
$q q, \bar{q} \bar{q} \rightarrow \tau \tau jj$	1.7%	-0.4902 ± 0.0118	-0.4727 ± 0.0119	-0.4770 ± 0.0119
$q \bar{q} \rightarrow \tau \tau jj$	39.8%	-0.4863 ± 0.0045	-0.4857 ± 0.0045	-0.4857 ± 0.0045

5.1 Average τ lepton polarisation

For calculation of weights earlier versions of TauSpinner used the elementary $(2 \rightarrow 2)$ parton level $q\bar{q}(gg) \rightarrow Z/\gamma/(H) \rightarrow \tau^- \tau^+$ amplitudes factorized out from the complex event processes. This approach can now be verified with the explicitly implemented $(2 \rightarrow 4)$ matrix elements when two hard jets are present in the calculation of the amplitudes. The physics of interest is the measurement of the Standard Model Higgs boson properties in decays to the τ leptons and its separation from the Drell-Yan background of τ -pair production.

We start by confirming the overall consistency of the calculations, comparing results from $(2 \rightarrow 2)$ and $(2 \rightarrow 4)$ calculations on inclusive $\tau\tau jj$ events, with τ -pair around the Z -boson mass peak, but with very loose requirements on the accompanying jets, $p_T^{jet} > 1$ GeV. In Tables 4 and 5, the estimated average polarisation is shown using matrix elements for $(2 \rightarrow 2)$ and $(2 \rightarrow 4)$ for four categories of hard processes and for cuts selecting events at the Z peak or above. For the $(2 \rightarrow 4)$ implementation shown is also the difference when estimating polarisation using an average of all hard processes, or for only specific category.

To verify that not only the calculation of spin averaged amplitudes, but the contributions from specific helicity configurations are properly matched between $(2 \rightarrow 2)$ and $(2 \rightarrow 4)$, we have checked the E_π/E_τ spectra in the $\pi^\pm \rightarrow \pi^\pm \nu$ decays. This variable is sensitive to the polarisation of the $\tau\tau$ system and longitudinal spin correlations. To introduce spin effects to the sample, otherwise featuring non-polarized τ decays, we have used weights calculated by TauSpinner. The spin weight distribution, the visible mass of τ 's decay products combined and the energy fraction carried by the π^\pm in $\tau \rightarrow \pi \nu$ decays are compared for two different EW schemes in Fig. 8.

To emphasize possible differences between using the $(2 \rightarrow 2)$ or $(2 \rightarrow 4)$ matrix elements for calculating spin weights for $\tau\tau jj$ events, we have applied simplified kinematic selection inspired by the analysis of [2], called in the following VBF-like selection: transverse momenta of outgoing jets above 50 GeV; pseudorapidity gap between jets, $|\Delta\eta^{jj}| > 3.0$; Transverse momenta of outgoing τ leptons of 35 GeV and 30 GeV, respectively and pseudorapidity $|\eta^\tau| < 2.5$. It is also required that the invariant mass of the τ -lepton pairs and jj pair is above the Z -boson peak. Results for the average polarization, are shown in Table 6.

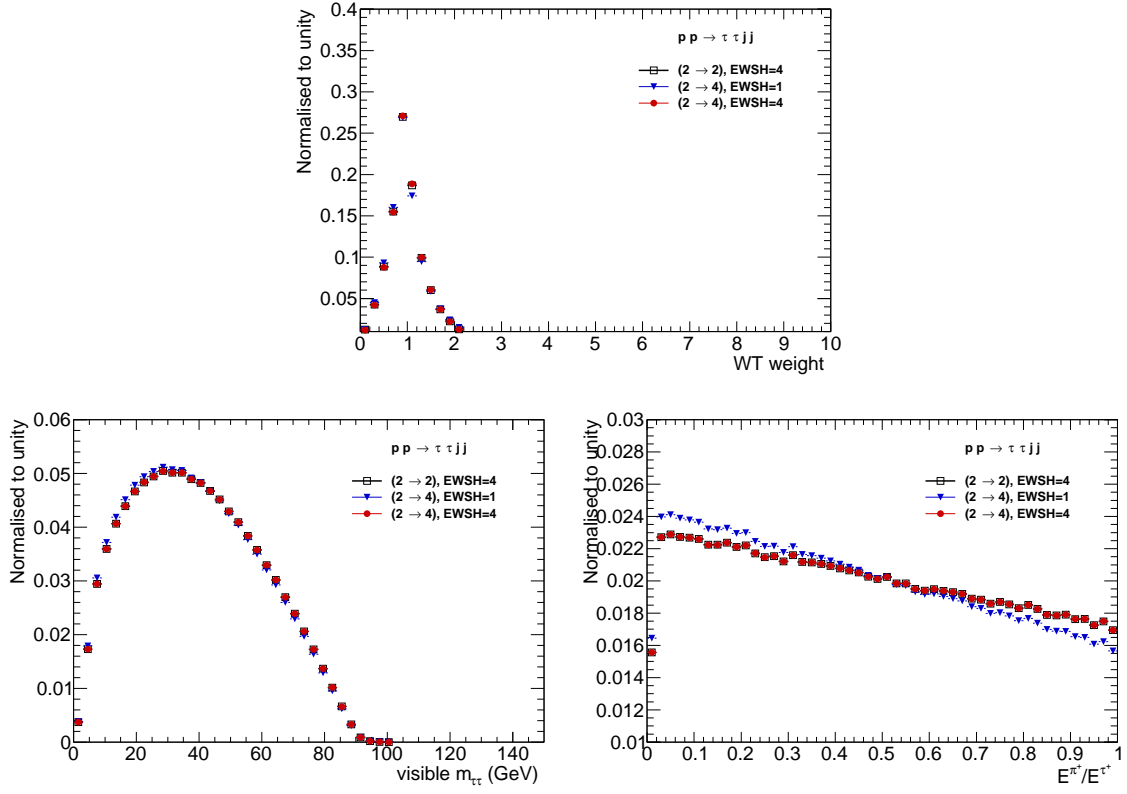


Figure 8: Distribution of the spin weight (top), of the invariant mass of visible decay products of τ -pairs (bottom-left) and the energy fraction of the decaying τ lepton carried by π^\pm in $\tau \rightarrow \pi^\pm \nu$ (bottom-right), weighted with $(2 \rightarrow 2)$ and $(2 \rightarrow 4)$ matrix elements and for different EW schemes.

Table 6: Polarisation of the τ -lepton in $\tau\tau jj$ events, calculated using TauSpinner weight w_{tspin} and $(2 \rightarrow 2)$ and $(2 \rightarrow 4)$ processes and EWSH=1 scheme with $\sin^2\theta_W = 0.22222$. For this comparison the initialisation of $(2 \rightarrow 2)$ process was also adopted to EWSH=1 scheme. Required is the invariant mass of the τ -pair and jj -pair above 120 GeV and VBF-like selection (see text).

Process	Fraction of events	Polarisation ($2 \rightarrow 2$) Average	Polarisation ($2 \rightarrow 4$) Average	Polarisation ($2 \rightarrow 4$) Process specific
All processes		-0.5026 ± 0.0019	-0.5184 ± 0.0018	-0.5110 ± 0.0018
$g g \rightarrow \tau \tau jj$	3.2%	-0.5046 ± 0.0092	-0.5126 ± 0.0092	-0.5027 ± 0.0092
$g q, g \bar{q} \rightarrow \tau \tau jj$	54.3%	-0.5041 ± 0.0025	-0.5156 ± 0.0025	-0.5013 ± 0.0025
$q q, \bar{q} \bar{q} \rightarrow \tau \tau jj$	24.9%	-0.4989 ± 0.0037	-0.5253 ± 0.0037	-0.5396 ± 0.0037
$q \bar{q} \rightarrow \tau \tau jj$	16.7%	-0.5026 ± 0.0045	-0.5188 ± 0.0045	-0.5290 ± 0.0045

Table 7: Polarisation of the τ -lepton in $\tau\tau jj$ events, calculated using TauSpinner weight w_{tspin} of $(2 \rightarrow 2)$ and $(2 \rightarrow 4)$ processes and different EW schemes. Required is the invariant mass of the τ pair of $m_Z \pm 10$ GeV and low threshold on gluon transverse momenta of $p_T > 1$ GeV.

EW parameter (sensitive)	EW scheme	Polarisation ($2 \rightarrow 2$)	Polarisation ($2 \rightarrow 4$)
$\sin^2\theta_W = 0.222246$	EWSH=1	-0.2140 ± 0.0004	-0.2134 ± 0.0004
$\sin^2\theta_W = 0.231470$	EWSH=2	-0.1488 ± 0.0008	-0.1487 ± 0.0008
$\sin^2\theta_W = 0.222246$	EWSH=3	-0.2140 ± 0.0008	-0.2144 ± 0.0008
$\sin^2\theta_W = 0.231470$	EWSH=4	-0.1488 ± 0.0008	-0.1486 ± 0.0008

The VBF-like selection enhances contributions from $qq, \bar{q}\bar{q} \rightarrow \tau\tau jj$ processes to about 25% of the total cross section. The highest discrepancy found between the predicted τ lepton polarisation with $(2 \rightarrow 2)$ and $(2 \rightarrow 4)$ matrix element is at the level of 4% in absolute value, being relative 10% of the polarisation. Using the average $(2 \rightarrow 4)$ matrix element i.e. assuming that the initial state is not known, reduces the discrepancy by factor 2. For the polarisation averaged over all production processes the difference between $(2 \rightarrow 2)$ and $(2 \rightarrow 4)$ matrix element is at the level of 1.0 - 1.5% in absolute value, which is only 2% relative effect.

The above results indicate strongly that TauSpinner in the $(2 \rightarrow 2)$ mode is sufficient for the evaluation of spin effects observable in τ decays. The $(2 \rightarrow 4)$ mode is useful mainly for validations or systematic studies.

Please note, that results were obtained with the G_F -on-shell scheme EWSH=1, thus are different from *physically* expected values. Let us continue now with the discussion of typical initializations used in calculations of matrix elements for $(2 \rightarrow 4)$ processes.

5.2 EW scheme dependence

In initialization of programs like MadGraph5, the tree level formula for weak mixing angle, $\sin^2\theta_W = 1 - M_W^2/M_Z^2 = 0.222246$, is often used following the EWSH=1 or EWSH=3 schemes described previously. This theoretically motivated choice is quite distant from the $\sin^2\theta_W^{eff} = 0.23147$ describing the ratio of vector to axial vector couplings of Z -boson to fermions and which is used in the EWSH=2 scheme. The LO approximation used in MadGraph5 initialization and in our tests so far, can not be used for the program default initialization. We are constrained by the measured values of the M_W , M_Z and $\sin^2\theta_W^{eff}$ and that is why the EWSH=4 scheme is chosen as a default.

One must keep in mind, that the τ -lepton polarisation in Z -boson decays is very sensitive to the scheme used for the electroweak sector. Table 7 gives numbers for the average polarisation in the case of G_F and effective EW schemes. Results for using $(2 \rightarrow 2)$ and $(2 \rightarrow 4)$ matrix elements coincide within statistical error, for event sample with rather loose kinematical cuts. On the contrary, results of calculations strictly following the G_F scheme are off by 50 % with respect to experimentally measured value, -0.1415 ± 0.0059 , see Table 7. This must be taken into account if results are compared with the data, as it was done in the LEP times [24].

6 Summary and outlook

In this paper, new developments of the TauSpinner program for calculation of spin and matrix-element weights for the previously generated events have been presented. The extension of the program enables the calculation of spin and matrix-element weights with the help of $(2 \rightarrow 4)$ amplitudes convoluted with parton distribution functions. Required only are kinematical configurations of the outgoing τ leptons, their decay products and two accompanying jets.

The comparisons of results of the new version of TauSpinner, where matrix elements feature additional jets, and the previous one where the Born-level $(2 \rightarrow 2)$ matrix element is used, offer the possibility to evaluate systematic errors due to the neglect of transverse momentum of jets in calculating spin weights. We have found that for observables sensitive to spin, the bias was not exceeding 0.01 for sufficiently inclusive observables with tagged jets.

Numerical tests and technical details on how the new option of the program can be used were discussed. Special emphasis was put on spin effects sensitive to variants for SM electroweak schemes used in the generation of samples and available in initialization of TauSpinner. The effect of using different electroweak schemes can be as big as 50% of the spin effect and can be even larger for angular distribution of outgoing τ leptons. For the configurations of final states with a pair of jets close to the W mass the effect can be also high, up to 40%. For applications of TauSpinner, we recommend the effective scheme leading to results on τ polarisation, m_Z and m_W close to measurements.

The phenomena of τ decay and production are separated by the τ lifetime. This simplifying feature is used in organizing the programs. As a consequence for the generated Monte Carlo sample, different variant of the electroweak initialization may be used for generation of τ lepton momenta and later, for implementation of spin effects in the τ 's decays. Such a flexibility of the code may be a desirable feature: TauSpinner weight calculation can be also adjusted to situation when the matrix element weight and spin weight have to be calculated with distinct initializations.

Numerical results in the paper were obtained with the help of weights. Not only spin weight, but also the production weight has been used to effectively replace the matrix element of the generation. This feature, introduced and explained in Ref. [8], was targeting an implementation of anomalous contributions. However, its use can easily be adopted for studies of the electroweak sector initialization. This helps to get results quicker thanks to correlated sample method. It provides technical advantage for the future, namely the possibility for the use of externally provided matrix elements or initialisation of EW schemes.

In tests discussed in this paper we have used MadGraph5 generated events for the $pp \rightarrow \tau^+ \tau^- jj$ process. The incoming partons were distributed according to PDFs, but in most cases neither the transverse momentum of incoming state nor additional initial state jets were allowed. We will return to this point in the future, with greater attention. We may also be able to extend, with the help of the program developed for the present paper, the work on factorization of the effective Born of $(2 \rightarrow 2)$ configuration. This, in turn, will help to check the factorization of additional p_T activity of our $parton\ parton \rightarrow \tau^+ \tau^- jj$ hard processes from the pp collision. The special case of processes with a single hard jet in the final state and its corresponding matrix elements will be also useful for such tests and we plan to return to such topic in the near future.

The program is now ready for studies with matrix elements featuring extensions of SM amplitudes. Systematic errors have been discussed. Let us stress, that results of such studies depend on the definition of observable and need to be repeated whenever new observables or selection cuts are introduced. In the evaluation of impact of new physics or variation of SM parameters on experimentally accessible distribution it is necessary to compare results of calculations which differ by such changes. The Monte Carlo simulations are used, whenever detector acceptance and other effects are to be taken into account.

Acknowledgments

We thank Tomasz Przedziński for work on the early versions of TauSpinner $(2 \rightarrow 4)$ implementation and help with documentation of technical aspects.

This project was supported in part from funds of Polish National Science Centre under decisions UMO-2014/15/ST2/00049 and by PLGrid Infrastructure of the Academic Computer Centre CYFRONET AGH in Krakow, Poland, where majority of numerical calculations were performed. JK, ERW and ZW were supported in part by the Research Executive Agency (REA) of the European Union under the Grant Agreement PITNGA2012316704 (HiggsTools). WK was supported in part by the German DFG grant STO 876/4-1.

References

- [1] LHCb Collaboration, R. Aaij *et al.*, *Phys. Lett.* **B724** (2013) 36–45, hep-ex/1304.4518.
- [2] ATLAS Collaboration, G. Aad *et al.*, *JHEP* **04** (2015) 117, hep-ph/1501.04943.
- [3] CMS Collaboration, S. Chatrchyan *et al.*, *JHEP* **05** (2014) 104, hep-ex/1401.5041.

- [4] ATLAS Collaboration, G. Aad *et al.*, *Eur. Phys. J.* **C76** (2016), no. 2 81, hep-ex/1509.04976.
- [5] ATLAS Collaboration, G. Aad *et al.*, *Phys. Rev. Lett.* **115** (2015), no. 3 031801, hep-ex/1503.04430.
- [6] ATLAS Collaboration, G. Aad *et al.*, *JHEP* **10** (2014) 096, hep-ph/1407.0350.
- [7] Z. Czyzuczula, T. Przedzinski, and Z. Was, *Eur.Phys.J.* **C72** (2012) 1988, hep-ph/1201.0117.
- [8] S. Banerjee, J. Kalinowski, W. Kotlarski, T. Przedzinski, and Z. Was, *Eur.Phys.J.* **C73** (2013) 2313, hep-ph/1212.2873.
- [9] A. Kaczmarska, J. Piatlicki, T. Przedzinski, E. Richter-Was, and Z. Was, *Acta Phys. Polon* **B45** (2014) 1921, hep-ph/1402.2068.
- [10] T. Przedzinski, E. Richter-Was, and Z. Was, *Eur. Phys. J.* **C74** (2014), no. 11 3177, hep-ph/1406.1647.
- [11] J. Alwall, R. Frederix, S. Frixione, V. Hirschi, F. Maltoni, O. Mattelaer, H. S. Shao, T. Stelzer, P. Torrielli, and M. Zaro, *JHEP* **07** (2014) 079, hep-ph/1405.0301.
- [12] J. Kalinowski, W. Kotlarski, E. Richter-Was, and Z. Was, see http://wasm.web.cern.ch/wasm/paper_appE_v9.pdf available from <http://wasm.web.cern.ch/wasm/newprojects.html>.
- [13] J. Alwall, M. Herquet, F. Maltoni, O. Mattelaer, and T. Stelzer, *JHEP* **06** (2011) 128, 1106.0522.
- [14] T. Pierzchala, E. Richter-Was, Z. Was, and M. Worek, *Acta Phys.Polon.* **B32** (2001) 1277–1296, hep-ph/0101311.
- [15] N. Davidson, G. Nanava, T. Przedzinski, E. Richter-Was, and Z. Was, *Comput.Phys.Commun.* **183** (2012) 821–843, hep-ph/1002.0543.
- [16] SLD Electroweak Group, DELPHI, ALEPH, SLD, SLD Heavy Flavour Group, OPAL, LEP Electroweak Working Group, L3 Collaboration, S. Schael *et al.*, *Phys. Rept.* **427** (2006) 257–454, hep-ex/0509008.
- [17] W. Hollik, “Radiative corrections for electroweak precision tests”, in *International Workshop on Electroweak Physics: Beyond the Standard Model Valencia, Spain, October 2-5, 1991, 1992*.
- [18] J. Baglio *et al.*, hep-ph/1404.3940.
- [19] G. Altarelli, T. Sjostrand, and F. Zwirner, eds., *Physics at LEP2: Vol. 1*, 1996.
- [20] A. Buckley, J. Ferrando, S. Lloyd, K. Nordström, B. Page, M. Rüfenacht, M. Schönherr, and G. Watt, *Eur. Phys. J.* **C75** (2015) 132, hep-ph/1412.7420.
- [21] J. Pumplin, D. R. Stump, J. Huston, H. L. Lai, P. M. Nadolsky, and W. K. Tung, *JHEP* **07** (2002) 012, hep-ph/0201195.
- [22] J. Alwall *et al.*, *Comput. Phys. Commun.* **176** (2007) 300–304, hep-ph/0609017.
- [23] T. Sjöstrand, S. Ask, J. R. Christiansen, R. Corke, N. Desai, P. Ilten, S. Mrenna, S. Prestel, C. O. Rasmussen, and P. Z. Skands, *Comput. Phys. Commun.* **191** (2015) 159–177, hep-ph/1410.3012.
- [24] ALEPH Collaboration, A. Heister *et al.*, *Eur. Phys. J.* **C20** (2001) 401–430, hep-ex/0104038.
- [25] M. Dobbs and J. B. Hansen, *Comput. Phys. Commun.* **134** (2001) 41–46, <https://savannah.cern.ch/projects/hepmc/>.
- [26] N. Davidson, T. Przedzinski, and Z. Was, *Comput. Phys. Commun.* **199** (2016) 86–101, hep-ph/1011.0937.
- [27] Particle Data Group Collaboration, C. Caso *et al.*, *Eur. Phys. J.* **C3** (1998) 1.
- [28] M. R. Whalley, D. Bourilkov, and R. C. Group, “The Les Houches accord PDFs (LHAPDF) and LHAGLUE”, in *HERA and the LHC: A Workshop on the implications of HERA for LHC physics. Proceedings, Part B*, 2005, hep-ph/0508110.

A Comments on the code organization and how to use it.

In this Section, we collect information on how to use the $(2 \rightarrow 4)$ option of the TauSpinner program. We will concentrate on aspects, which are important to demonstrate the general scheme and organization of the new functionality of the code. We assume that the reader is already familiar with previous versions of TauSpinner or Refs. [9, 10].

A.1 Technical implementation

The general strategy of the reweighting technique of TauSpinner for the case of configurations with τjj final states does not differ much from the previous one in which only four-momenta of outgoing τ leptons and their decay products have been used. Nevertheless a few extensions with respect to Refs. [9, 10] have been introduced as explained below.

1. For calculation of τ polarimetric vectors from their decay products and for the definition of boost routines from τ -lepton's rest frames to the laboratory frame the same algorithms as explained in Refs. [9, 10] are used.
2. Before evaluation of production matrix elements and numerical values of PDF functions, one has to reconstruct the four momenta of the incoming partons. For that purpose the following assumptions are made:
 - (a) For calculation of the hard process virtuality \bar{Q}^2 and p_z , the four-momenta of τ leptons and jets are summed to a four-momentum vector \bar{Q}^μ .
 - (b) The \bar{Q}^μ determined from experimental data, or from events generated by another Monte Carlo program, may have sizable transverse momentum which has to be taken into account when the directions \hat{e}_z^j of the two incoming partons $j = 1, 2$ are constructed. To this end, versors of the beam directions in the laboratory frame are boosted to the rest frame of \bar{Q}^μ . The time-like components of boosted versors are dropped and the remaining space-like part is normalized to unity. Note that $\hat{e}_z^{1,2}$ obtained in this way do not need to remain back-to-back.
 - (c) Four-momenta of τ leptons and of accompanying jets/partons are forced to be on mass-shell to eliminate all possible effects of the rounding errors. This is necessary, to assure the numerical stability of spin amplitude calculations.
 - (d) The four-momenta for the incoming partons are constructed using¹⁰ the direction of the versors $\hat{e}_z^{1,2}$ and enforcing four-momentum conservation.

This exhausts list of steps and changes to the components for production and τ decay matrix elements of the TauSpinner in $(2 \rightarrow 4)$ mode with respect to $(2 \rightarrow 2)$ one. Only in steps (a) and (b) there are differences with respect to the original $(2 \rightarrow 2)$ case.

3. The new source code for the matrix elements library and interfaces is stored in `TAUOLA/TauSpinner/src/VBF`
4. An exemplary code `example-VBF.cxx` showing how to use TauSpinner with $(2 \rightarrow 4)$ matrix elements can be found in directory `TAUOLA/TauSpinner/examples/example-VBF`. The extract of this code is given in Subsection A.4. In the same directory the code `read_particles_for_VBF.cxx`, `read_particles_for_VBF.h` for reading the events from the file in the HepMC format, as well as a file `events-VBF.dat` with a sample of 100 events, are also stored. Some further technical details can be found in the README file of that directory.
5. At the initialization step, basic information on the input sample like the center of mass energy for the pp collisions or the set of parton density functions, PDF's, should be configured. This part of the configuration has not changed since previous version of TauSpinner. See Section A.2 and A.4
6. The `example-VBF.cxx` provides also a prototype for implementation of the user code to replace the default $(2 \rightarrow 4)$ matrix element of TauSpinner.
7. The spin weight WT (denoted in this paper as wt_{spin}) is calculated using $(2 \rightarrow 4)$ matrix element by invoking method `WT = calculateWeightFromParticlesVBF(p3,p4,X,tau1,tau2,tau1_daughters,tau2_daughters);`
Note that only final state four-vectors of τ 's, their decay products and outgoing jets, are passed to calculate the weight.
8. The method `getME2VBF(p3,p4,X,tau1,tau2, W,KEY)` returns a double-precision table `W[2][2]`, which contains partonic-level cross sections for $\tau^+\tau^-$ helicity states $(1, -1)$, $(-1, 1)$, $(-1, -1)$, $(1, 1)$, respectively. They are obtained by summing matrix element squared over all parton flavour configurations and convoluted with the corresponding PDFs. Direct use of this method is optional. It is invoked internally by TauSpinner though.

¹⁰We take weighted average of the two $\hat{e}_z^{1,2}$ directions, see in the code of `vbfdistr.cxx` method `getME2VBF()` definition of `P[6][4]`.

9. Several scenarios (models) of the hard process for calculating corresponding spin weight (note that at the same time the weight for the production matrix elements is calculated), are possible. At the initialisation step the choice is made and the technical internal parameter `KEY` is set. We give below some details:

- `KEY=1` for the Standard Model Higgs process, matrix elements explained in Section 3.1 is used.
- `KEY=0` for non-Higgs Drell-Yan-like processes, matrix elements explained in Section 3.1 is used.
- `KEY > 1` is reserved for non-standard calculations, that is when `nonSM=true` option is used¹¹, and the matrix element calculations are modified with the routines provided by the user. Provisions with `KEY=3` have been prepared for the non-standard Higgs-like production process and `KEY=2` for the Drell-Yan-like. The required choice is made implicitly, at the initialisation step when setting the pointer to the user provided function `vbfdistrModif` and selecting initialization variable `nonSM2=1` which will set internal global variable `nonSM=true`. The result of default calculations will be passed to `vbfdistrModif` function to be overwritten with user-driven modifications to the matrix elements, without the need of re-coding and recompiling standard `TauSpinner` library.
- The internal parameter `KEY` in general does not need explanation. However, as it is passed latter to the methods for calculating α_s or matrix elements, which may be replaced from user main program by re-setting the pointer, documentation was necessary.

10. The method `double getTauSpin()` returns helicities attributed to τ leptons on the statistical basis. It is the same method as already implemented for the $(2 \rightarrow 2)$ case.

11. The value which is returned by the method `double getWtNonSM()` depends on the configuration of two flags: `nonSM` and `relWtNonSM`.

- For `relWtNonSM=true`: in case of `nonSM=true` the method returns the weight obtained from Eq. (3), for `nonSM=false` the value of 1 is returned.
- For `relWtNonSM=false`: in case of `nonSM=true` the method returns the numerator of Eq. (3), for `nonSM=false` the value of Eq. (3) denominator is returned.

The above discussed weight features matrix elements squared and summed over spin degrees of freedom. It has similar functionality as already implemented for the $(2 \rightarrow 2)$ case. It is supposed to supplement the spin weight `WT` of `TauSpinner`. In general, spin weight differs for the SM and `nonSM` calculation. The ratio of these two has to be used for modifying decay product kinematic distributions. Finally let us point out, that also the helicity of τ 's will be attributed at the `nonSM` step of the calculation, corresponding to the chosen `nonSM` model.

Let us bring some further points on the details of the use of the example.

- This example has been prepared to read events in `HepMC` format. An additional tool `lhe-to-hepmc.exe` convertin LHE event to `HepMC` has been provided as well.
- To read events form the data file, the method `read_particles_for_VBF` stored in file `TAUOLA/TauSpinner/examples/example-VBF/read_particles_for_VBF.cxx` is used. It is invoked as follows:

```
int status =
read_particles_for_VBF(input_file,p1,p2,X,p3,p4,tau1,tau2,tau1_daughters,tau2_daughters);
```

 which reads consecutive event and retrieves the following information: four-momenta of incoming and outgoing partons, denoted as `p1,p2`, and `p3,p4`, respectively; four-momenta of outgoing τ leptons, `tau1`, `tau2` and `tau1_daughters,tau2_daughters` which stand for lists of decay products (their four-momenta and `PDG-id`'s) and, if available, also the four-momentum of an intermediate resonance `X` and its `PDG-id`. It returns `status=1` if no event to read was found (this is specific to the method chosen for reading the events and is used in the user program only).

Let us stress, that the above interface to read event record is *not* a part of `TauSpinner` library. It is used in the demonstration program and is adopted to the particular conditions. It is expected to be replaced by the user with the customized one. Implementation of such a method must match conventions for the format and information on different particles in the stored event. For example, for formats (eg. `HepMC` [25] or `lhe` [22]) distinct conventions are used in Monte Carlo generators: i.e. for relations among particles and intermediate states (resonances) which may be explicitly written into event record or omitted. The same is true for production/decay vertices, status codes, etc. With a variety of conventions used, it can be highly error-prone and lead to necessity of non trivial implementations in the code, like can be seen in `read_particles_for_VBF` method provided in the distribution tar-ball. See eg. [15, 26] for discussion of similar difficulties in other projects. In fact, for `TauSpinner` algorithms this is less an issue, as the information on intermediate and incoming states is not used, even though it can be very useful for testing purposes.

¹¹See later Appendix A.2, the first and the second bullets.

The information required by TauSpinner algorithms for ($2 \rightarrow 4$) processes which must be read in, is limited to: four-momenta of outgoing jets and of τ^\pm including all their decay products and *PDG* identifiers of τ^\pm and their decay products. The four momenta of incoming partons and the intermediate resonance are not needed but can be used for tests. The imminent next step is to exploit also, if available, information on the four-momentum of the intermediate $Z/\gamma/H$ state (or any other non-standard resonance) which decays to τ^\pm lepton pair as well, as they can be used to tackle the effect of the QED bremsstrahlung in its decay, similar as it was done for the TauSpinner algorithms in ($2 \rightarrow 2$) case.

A.2 Initialisation methods

- **Matrix elements:**

The TauSpinner library includes codes for calculation of matrix elements squared for all (first two families) parton level cross sections of ($2 \rightarrow 4$) processes. Use of this library functions can be over-loaded, with the user's own matrix elements implementation by providing respective function `vbfdistrModif(...)`. Its usage is activated at initialization with command `TauSpinner::set_vbfdistrModif(vbfdistrModif)`, which sets the pointer to `vbfdistrModif(...)`. A skeleton function, `vbfdistrModif(...)`, for user provided calculation of matrix elements squared is included in `/TAUOLA/TauSpinner/examples/example-VBF/example-VBF.cxx`.

The invocation inside TauSpinner library of the function

```
vbfdistrModif(int I1,int I2,int I3,int I4,int H1,int H2,double P[6][4],int KEY,double result)
```

includes among its arguments the result of the default TauSpinner Standard Model ($2 \rightarrow 4$) calculation.

The `vbfdistrModif(...)` of the demonstration program returns directly the result¹².

The following arguments are passed to this function, and this must be obeyed in its declaration:

- The first four arguments `I1, I2, I3, I4` denote *PDG* identifiers [27] of incoming and outgoing partons (for gluon `ID=21`).
- The following two `H1, H2 = ± 1` denote helicities of outgoing τ^+ and τ^- .
- Matrix `P[6][4]` encapsulates four-momenta of all incoming/outgoing partons and τ^\pm leptons. They are for massless partons and for massive τ leptons. Energy momentum conservation is required at the double precision level. The partons are not expected to be in the phase-space regions close to the collinear/soft boundaries.
- The parameter `KEY=0` is reserved for the SM default processes of Drell-Yan-type (all Feynman diagrams included, but the ones with $H \rightarrow \tau^+\tau^-$), while `KEY=1` for SM processes with the Higgs production and its decay to τ -lepton pair. In these two cases `vbfdistrModif` is not activated. For `KEY=2, 3` the SM calculation (again respectively for Drell-Yan and Higgs processes) is performed first and the result is passed into `vbfdistrModif()` where it can be just modified, before being used for final weight calculations. The user may choose to modify the value of the default calculations for all or only for subset of processes involved. This is why complete information of the initial and final state configurations is exposed. If a completely new calculation is to be performed using the above method, then it is advised to use options `KEY=4, 5`, so that the Standard Model calculation will be avoided (to save CPU) and `result=0` will be passed to `vbfdistrModif()`. The `KEY=4, 5` is reserved for optional use of `vbfdistrModif()`.

- **Electroweak schemes:**

In Table 3 options of initialization for the EW schemes implemented in TauSpinner are explained. The particular choice can be made with `vbfini_(&ref, &variant)` as follows:

```
int EWSH_ref=4;          // EW scheme to be used for the default 2 -> 4 calculation.
int EWSH_variant =5;    // EW scheme to be used for non-standard 2 -> 4 calculation.
vbfini_(&ref, &variant);
```

The `EWSH_ref` will set initialization as used for the default calculation, and `EWSH_variant` for the reweighting with modified amplitudes. The choices 1, 2, 3, 4 correspond to `EWSH=1, EWSH=2, EWSH=3, EWSH=4` respectively. The default `EWSH=4`, as explained in the main text, leads to correct τ lepton polarisations and angular distributions. As it causes at tree-level inconsistencies in the calculation of the WWZ coupling, we provide an additional option, `EWSH=5`, for which parameter setting as for `EWSH=4` is used, but with the WWZ coupling modified by 5%. It can be used for testing sensitivity of the analysed distributions to the missed higher order corrections to the WWZ coupling. For more discussion, see Section 3.3.

¹²This enables possibility to obtain weights for different setting of the electroweak initialization, but calculated otherwise with the same matrix elements.

- **PDFs and α_s :**

Any PDF set from LHAPDF5 library [28] can be used for calculating spin weight. The choice can be configured by setting,

```
string name="cteq611.LHpdf";
LHAPDF::initPDFSetByName(name);
```

The choice of renormalization and factorization scales (imposed is case of $\mu_F = \mu_R$) can be set with the help of the following command:

```
int QCDdefault=1; // QCD scheme to be used for default 2 ->4 calculation.
int QCDvariant=1; // QCD scheme to be used in optional matrix element reweighting (nonSM2=1).
setPDFOpt(QCDdefault,QCDvariant);
```

The choice can be different for the default (SM) calculation and the variant one (`nonSM=true`), see Appendix A.1, point 9. The Q^2 evolution and starting value of α_s used in PDF's is internally defined by the LHAPDF5 library. For the matrix element calculations we do not impose consistent definition of α_s but it can be enforced by the user, see next point. As a default, we fix starting point at $\alpha_s(M_Z) = 0.1180$ value and evolve it with Q^2 with a simple formula of Eq. (4).

- **User own α_s in matrix element calculation:**

User can supersede the simple, leading logarithmic function provided by us for $\alpha_s(Q^2)$ used in the matrix element calculation (Eq. (4)) with his preferred one, and pass it to the program. The function calculating α_s has to have the following arguments:

```
alphasModif(double Q2,int scalePDFOpt, int KEY)
```

In `alphasModif` one can also use directly a method `LHAPDF::alphasPDF(sqrt(Q2))` of LHAPDF5 library [28], the same assuring consistency between value of α_s in the matrix element and the structure functions. Such function can be used by executing `set_alphasModif(alphasModif);`. An example of such setup has been provided in `example-VBF.cxx` program.

A.3 Random number initialization

In most of the calculations the TauSpinner algorithms are not using random numbers. However, there are two exceptions. In both cases random generators from TAUOLA are used, see Appendix C.12 of Ref. [15].

- The helicity states attribution uses `Tauola::RandomDouble`. It should be replaced by the user, with the help of `Tauola::setRandomGenerator(double (*gen)())` method and then properly initialized, with distinct seed for each parallel run. In our example program the actual command is `Tauola::setRandomGenerator(randomik);`
- If the `read_particles_for_VBF.cxx` code is required to generate τ decays, then a second random generator, coded in FORTRAN has to be also initialized with distinct seed for each individual parallel run:
`Tauola::setSeed(int ijklin, int ntotin, int ntot2n).`

A.4 Main program – an example

The following files are prepared for the user prototype program in the `TAUOLA/TauSpinner/examples/example-VBF` directory

- The user example program `example-VBF.cxx`.
- The prototype method `read_particles_for_VBF.cxx` to read in events stored in HepMC format is prepared specifically for MadGraph5 generated events.
- The separate program `lhef-to-hepmc.cxx` for translating MadGraph5 events from lhe [22] to HepMC [25] format.
- The `README` file which contains auxiliary information.

Only the program `example-VBF.cxx` is generic, and does not depend on the specific environment for event generation. This is why we provide an extract from this code below. For the TauSpinner library to work, the τ decay products must be present in the event. In case they are absent, like e.g. in events generated with τ 's as final states in MadGraph5, we prepared settings for

their decays in Tauola library using the mode of not-polarised τ decays and Tauola universal interface. Such additional processing is implemented in `read_particles_for_VBF.cxx` code.

In our demonstration program for TauSpinner spin correlations between τ leptons are then introduced, using $(2 \rightarrow 4)$ matrix elements and calculating respective spin weight. The purpose of the example is to demonstrate the default initialisation of the TauSpinner program and a flow of the main event loop.

Extract from an example for main user program, `example-VBF.cxx` file.

```
//-----
//replacement of default (not best quality) random number generator
// #include <TRandom.h>
// TRandom gen;
// double randomik(){
// return gen.Rndm();
// }
//-----
int main(int argc, char **argv) {
    // Initialize Tauola
    Tauola::initialize();
    Tauola::spin_correlation.setAll(false);
    // Initialize random numbers:
    // ##1##
    // Important when you re-decay taus: set seed for tauola-fortran random number generator RANMAR
    // int ijklin=..., int ntotin=..., int ntot2n=...; /
    // Tauola::setSeed(ijklin,ntotin,ntot2n);
    // Tauola::setSeed(time(NULL), 0, 0);
    // ##2##
    // Important when you use attributed by TauSpinner helicities
    // Replace C++ Tauola Random generator with your own (take care of seeds). Prepared method:
    // gen.SetSeed(time(NULL));
    // Tauola::setRandomGenerator( randomik );
    // Initialize LHAPDF
    // string name="MSTW2008nnlo90cl.LHgrid";
    string name="cteq6ll.LHpdf";
    // choice used for events-VBF.lhe which is tiny, thus it is not
    // string name="MSTW2008nlo68cl.LHgrid"; // statistically important
    LHAPDF::initPDFSetByName(name);

    double CMSENE = 13000.0; // 14000.0;
    bool Ipp = true;
    int Ipol = 1;
    int nonSM2 = 0;
    int nonSMN = 0;
    // Initialize TauSpinner
    initialize_spinner(Ipp, Ipol, nonSM2, nonSMN, CMSENE);

    int ref=4; // EW scheme to be used for default vbf calculation.
    int variant=4; // EW scheme to be used in optional matrix element reweighting (nonSM2=1). Then
    // for vbf calculation, declared above prototype method vbfDistrModif (or user function)
    // will be used. At its disposal result of calculation with variant of EW scheme will be available.
    vbfinit_(&ref,&variant);
    int QCDdefault=1; // QCD scheme to be used for default vbf calculation.
    int QCDvariant=1; // QCD scheme to be used in optional matrix element reweighting (nonSM2=1).
    setPDFOpt(QCDdefault,QCDvariant);

    // Set function that modifies/replaces Matrix Element calculation of vbfDistr
    // TauSpinner::set_vbfDistrModif(vbfDistrModif);

    // Set function that modifies/replaces alpha_s calculation of vbfDistr
    // TauSpinner::set_alphasModif(alphasModif);
    // Open I/O files (in our example events are taken from "events.dat")
    HepMC::IO_GenEvent input_file(input_filename, std::ios::in);

    int events_read = 0;
    int events_count = 0;
    double wt_sum = 0.0;

    // Event loop -----
    while( !input_file.rdstate() ) {
        double WT = 1.0;
        double W[2][2] = { { 0.0 } };
        SimpleParticle p1, p2, X, p3, p4, tau1, tau2;
        vector<SimpleParticle> tau1_daughters, tau2_daughters;
        int status = read_particles_for_VBF(input_file, p1, p2, X, p3, p4, tau1, tau2, tau1_daughters, tau2_daughters);
        ++events_read;
        WT = calculateWeightFromParticlesVBF(p3, p4, X, tau1, tau2, tau1_daughters, tau2_daughters);
        wt_sum += WT;
        ++events_count;
        if( events_limit && events_count >= events_limit ) break;
    }
    cout<<endl<<"No of events read from the file: "<<events_read<<endl;
    cout<<endl<<"No of events processed for spin weight: "<<events_count<<endl;
    cout<< "WT average for these processed events: "<<wt_sum/events_count<<endl;
}

```

A.5 New option for the $(2 \rightarrow 2)$ case

To synchronize the old code with the equivalent method implemented now for $(2 \rightarrow 4)$ process

`TauSpinner::set_vbfdistrModif(vbfdistrModif)` which enables introduction of the user-defined function for matrix elements which are sensitive to flavours of incoming partons, we provide such an option for the $(2 \rightarrow 2)$ variant of `TauSpinner` as well. Just from now on the first argument of user-defined function `nonSM_adopt` denotes the incoming parton flavour `PDGid` and is respectively treated when calculating matrix element for $(2 \rightarrow 2)$ process.

The necessary changes were introduced, and from now on the first argument `ID` passed by `TauSpinner` library to the user-defined function `nonSM_adopt` activated by the pointer:

```
set_nonSM_born( nonSM_adopt )
```

```
of /TAUOLA/TauSpinner/examples/tau-reweight-test.cxx
```

denotes the incoming parton flavour `PDGid`. In contrast, in earlier version of `TauSpinner` library [8], it was possible to invoke user-defined function `nonSM_adopt` activated by the pointer in `set_nonSM_born(nonSM_adopt)`. The first argument of this method was passing to the user function the information if incoming parton was up- or down-type quark only, without specifying its family affiliation.

B Tests of reweighting the differential cross-sections for Drell-Yan-like processes

In this Appendix we show in Figs. 9 and 10 a complete set of kinematic distributions validating implementation of $(2 \rightarrow 4)$ non-Higgs Drell-Yan-like processes. We split $pp \rightarrow \tau\tau jj$ events into four groups, depending on the initial partons, see Table 1 for definition of parton level processes. We use the implemented $(2 \rightarrow 4)$ matrix elements to calculate per event a weight, $wt_{prod}^{C \rightarrow D} = d\sigma_D/d\sigma_C$, see Eq. (6), defined as a ratio of the cross-sections for events of groups C and D . The expression is similar to Eq. (3) except that the sum is over subprocesses which belong to the chosen groups C or W . We apply $wt_{prod}^{C \rightarrow D}$ to events from the group C and compare both the absolute normalisations and shapes of the re-weighted distributions with the distributions of events from the group D .

These tests were done on the large statistics samples and have been repeated between each groups of processes and within groups between subgroups. The achieved agreement between the reference and re-weighted distributions validates the correctness of the implemented matrix elements.

C Tests of reweighting differential cross-sections for Higgs boson production

Similar tests, as discussed in Appendix B, have been repeated for the $pp \rightarrow H(\rightarrow \tau\tau)jj$ processes. Results are shown in Figs. 11 - 14. Very good agreement between the reference and re-weighted distributions is observed, both for shapes and relative normalisations.

D Optimization of interface to Standard Model matrix element calculation

The steering function for calculating $(2 \rightarrow 4)$ matrix elements squared

```
REAL*8 FUNCTION VBFDISTR(ID1, ID2, ID3, ID4, HH1, HH2, PP, KEYIN)
```

is coded in FORTRAN and stored in the `VBF_distr.f` file. Before invoking calculation of particular matrix element squared of the Standard Model, it performs several steps of filtering to speed up the CPU needed for numerical calculations by setting matrix element squared to zero without calculation for the cases when configuration of partonic PDG identifiers for incoming and outgoing partons imply that it is the case. The following conditions are consecutively checked (strictly in the given order¹³). Each condition must be passed to go to the next one, and finally to invoke the matrix element calculation.

¹³In the case of non-standard calculations, these checks are not performed, because the function `VBFDISTR` is not invoked.

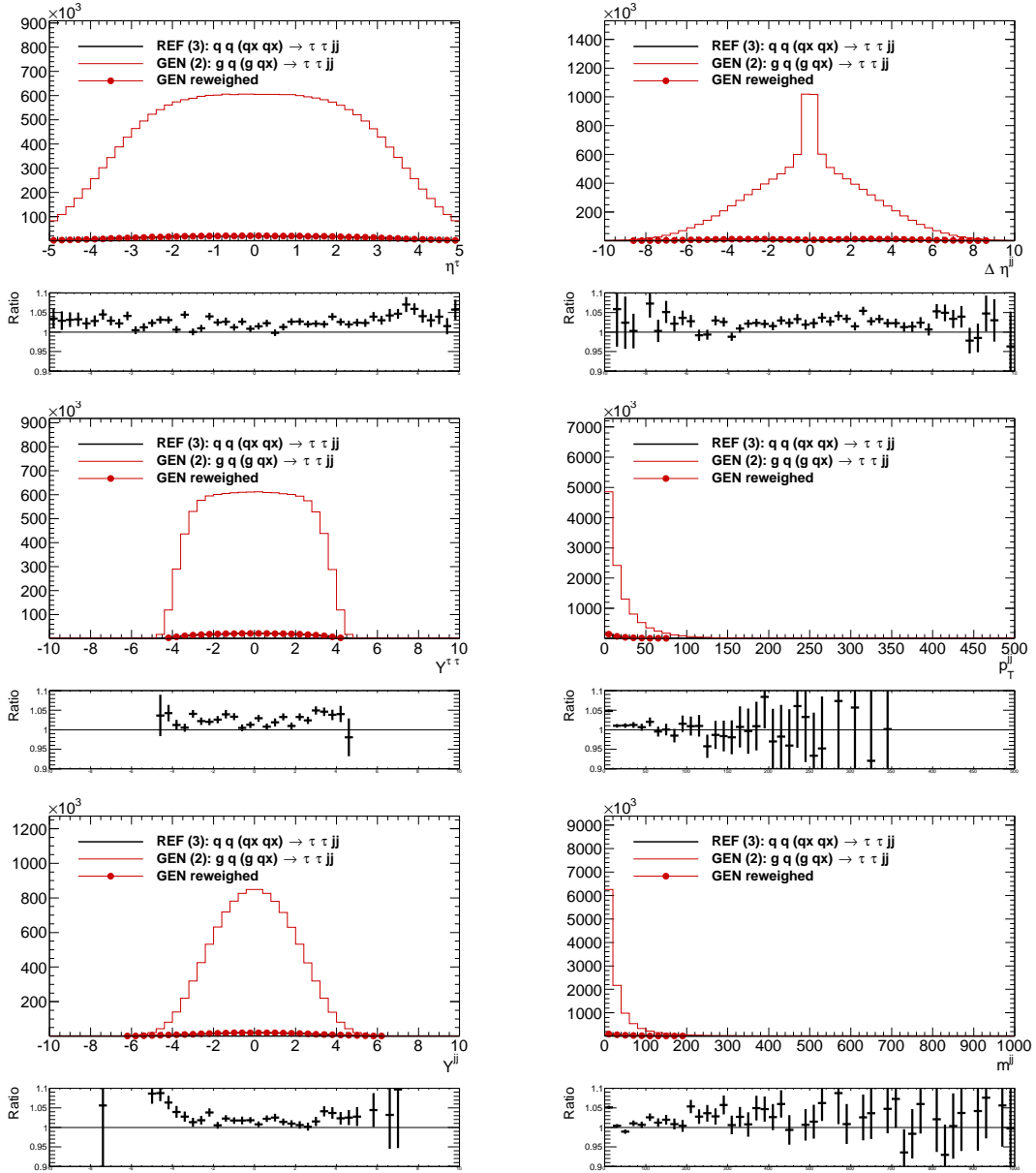


Figure 9: Shown generated $g q \rightarrow \tau \tau j j$ (thin red line) after reweighing to $q q (q x q x) \rightarrow \tau \tau j j$ (red points). Reference $q q (q x q x) \rightarrow \tau \tau j j$ distribution shown with black line.

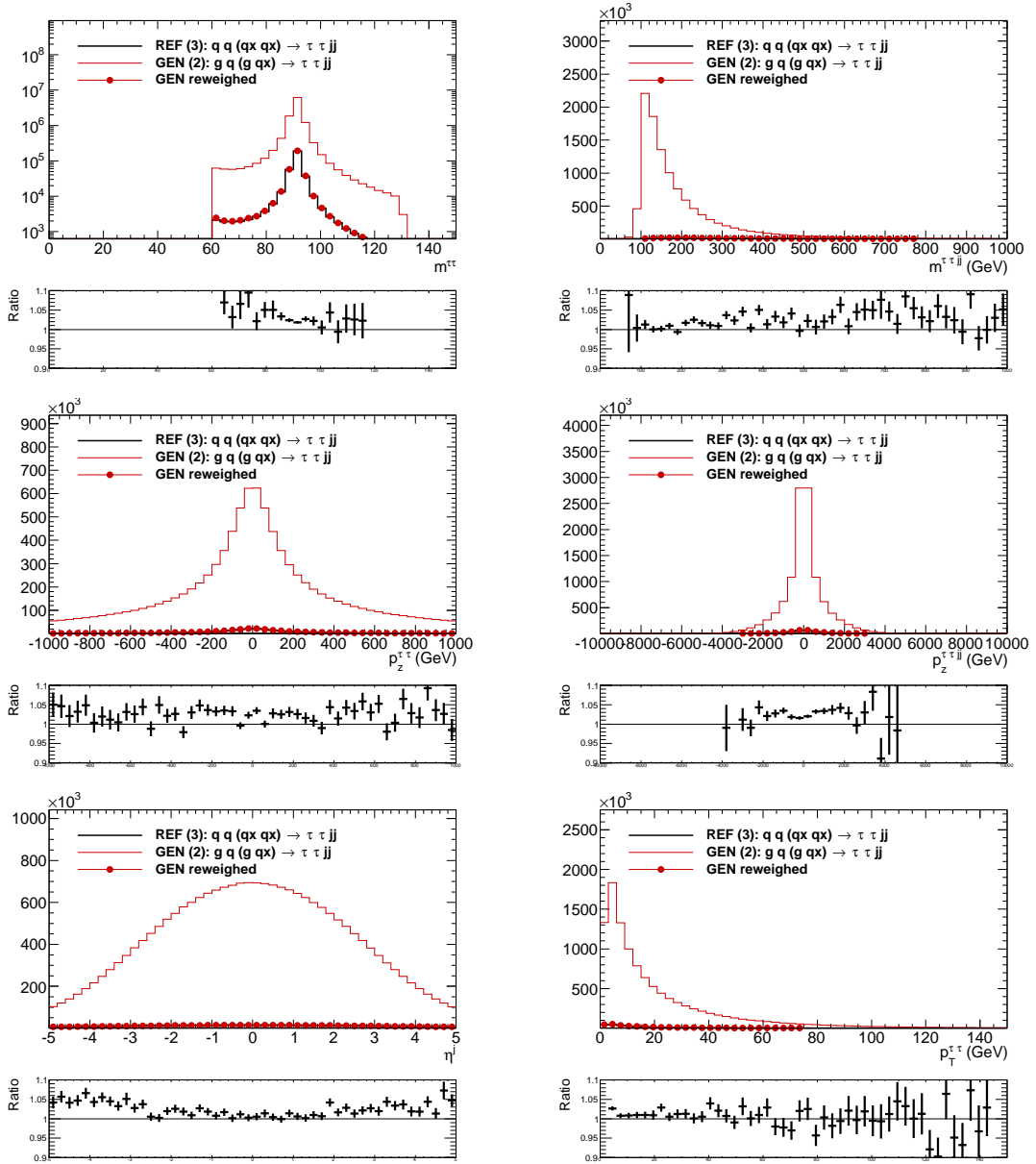


Figure 10: Shown generated $g q \rightarrow \tau\tau jj$ (thin red line) after reweighting to $q q (qx qx) \rightarrow \tau\tau jj$ (red points). Reference $q q (qx qx) \rightarrow \tau\tau jj$ distribution shown with black line.

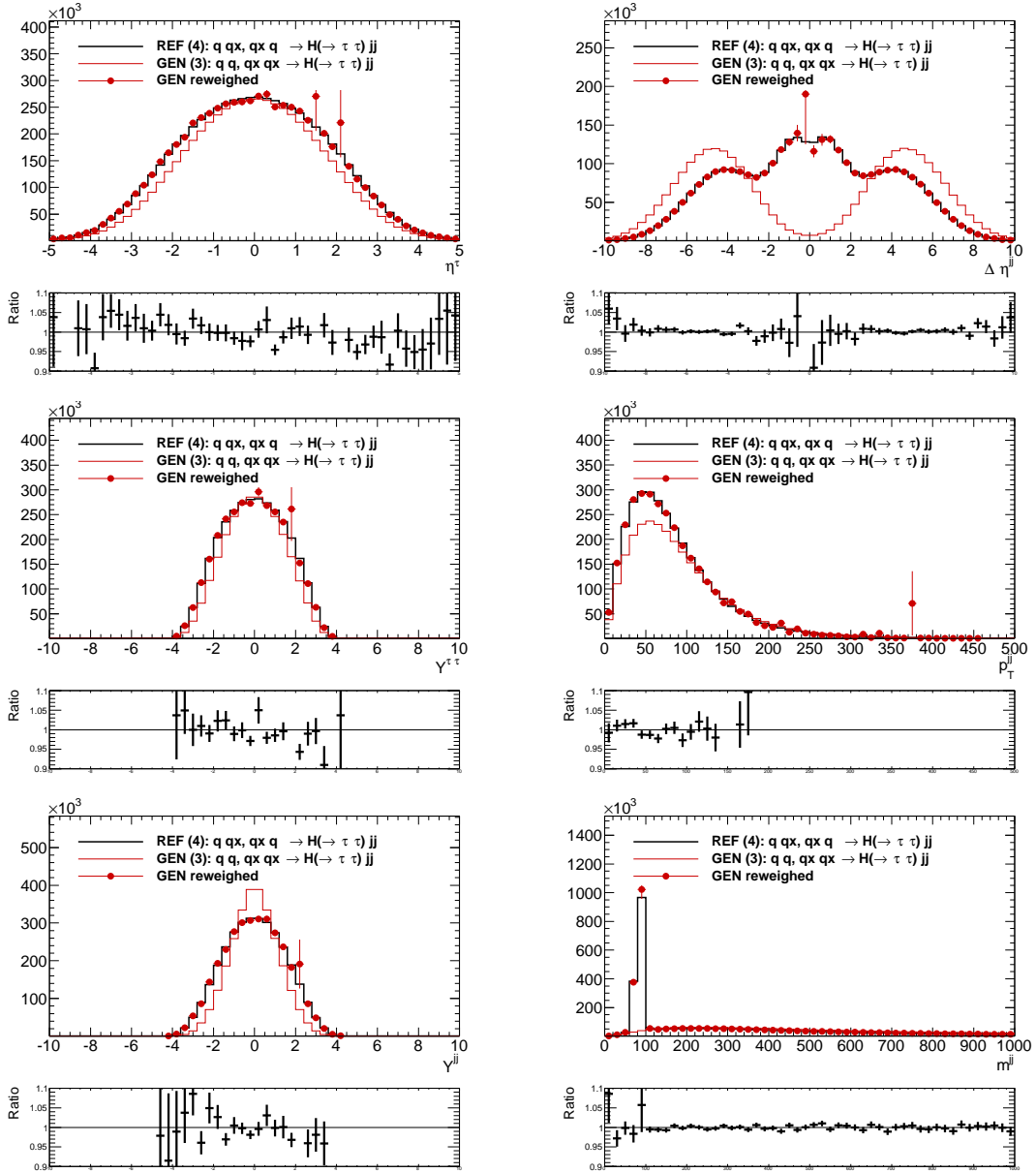


Figure 11: Shown example of tests distributions for generated process $q q, q x q x \rightarrow H(\rightarrow \tau \tau) j j$ (thin red line) after reweighting to $q q x \rightarrow H(\rightarrow \tau \tau) j j$ process (red points). Reference $q q x \rightarrow H(\rightarrow \tau \tau) j j$ distribution shown with black line.

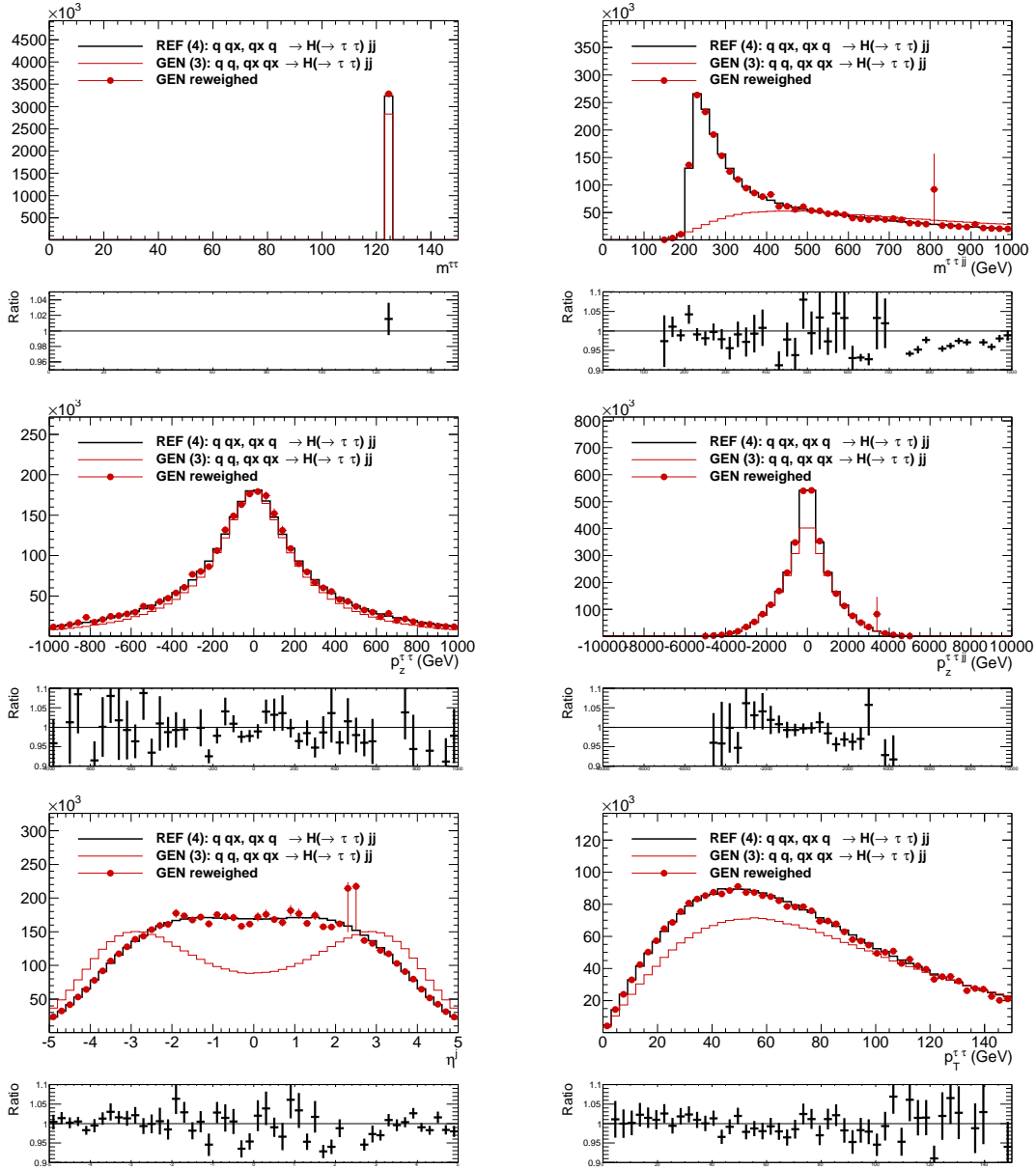


Figure 12: Shown example of tests distributions for generated process $q q, qx qx \rightarrow H(\rightarrow \tau \tau) jj$ (thin red line) after reweighting to $q qx \rightarrow H(\rightarrow \tau \tau) jj$ (red points). Reference $q qx \rightarrow H(\rightarrow \tau \tau) jj$ distribution shown with black line.

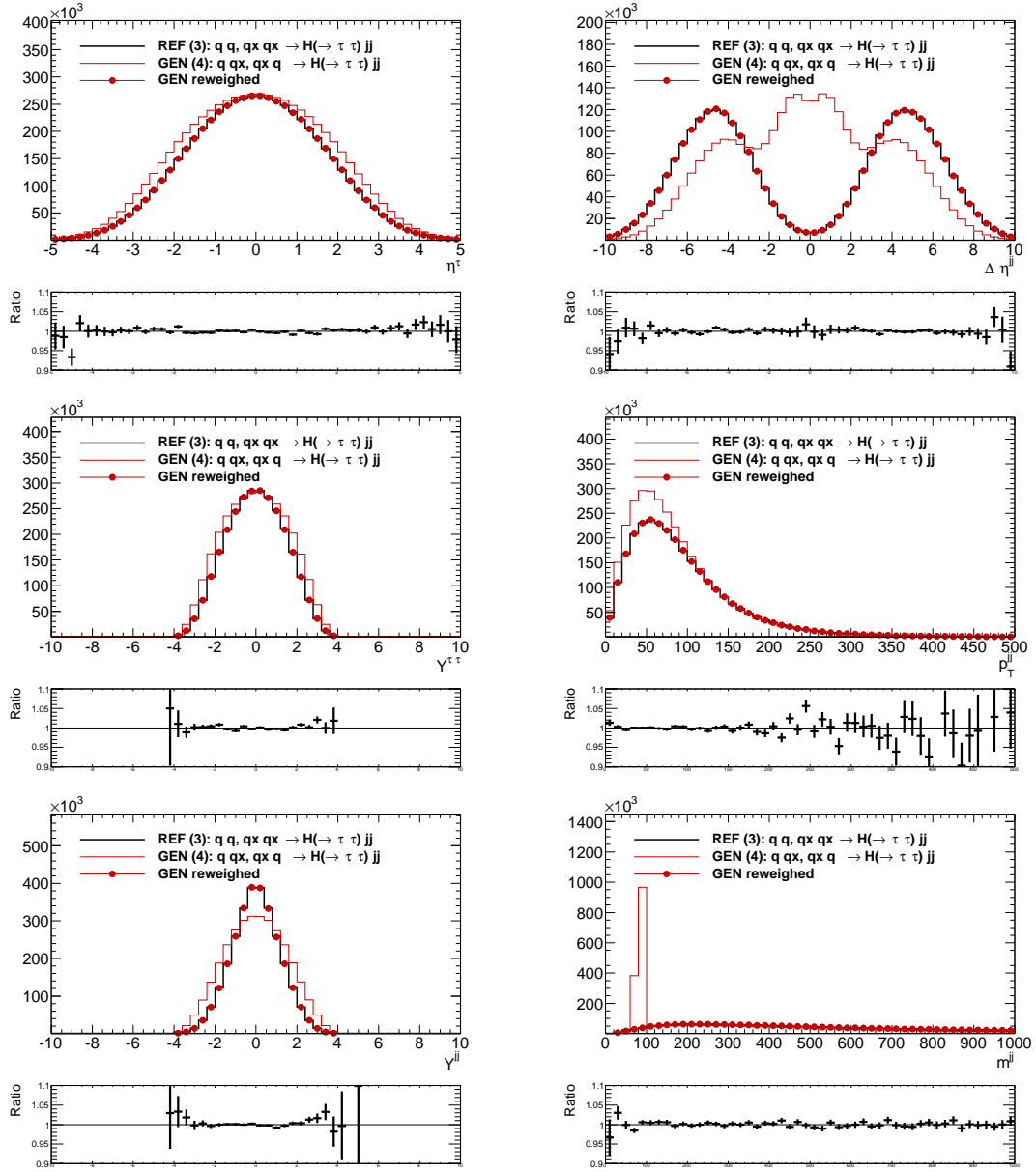


Figure 13: Shown example of tests distributions for generated process $q q x q x q x \rightarrow H(\rightarrow \tau \tau) j j$ (thin red line) after reweighting to $q q, q x q x \rightarrow H(\rightarrow \tau \tau) j j$ process (red points). Reference $q q, q x q x \rightarrow H(\rightarrow \tau \tau) j j$ distribution shown with black line.

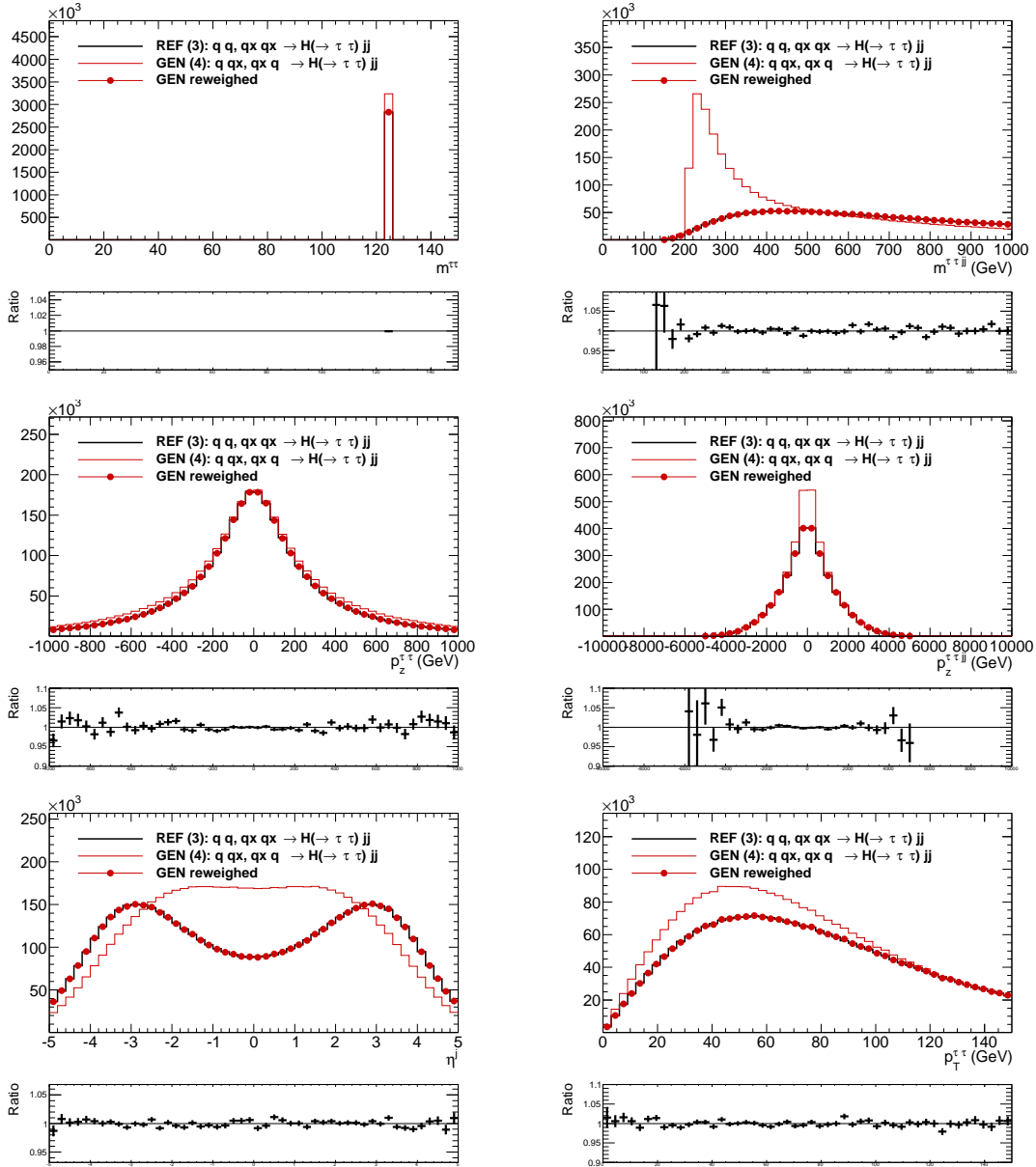


Figure 14: Shown example of tests distributions for generated process $q \bar{q} x \rightarrow H(\rightarrow \tau \tau) j j$ (thin red line) after reweighting to $q \bar{q}, q \bar{q} x \rightarrow H(\rightarrow \tau \tau) j j$ (red points). Reference $q \bar{q}, q \bar{q} x \rightarrow H(\rightarrow \tau \tau) j j$ distribution shown with black line.

Check if Matrix Element can be set to zero

1. Two incoming (or two outgoing) parton identifiers correspond to gluons and the sum of the other two identifiers is zero, otherwise $ID1 \cdot ID2 \cdot ID3 \cdot ID4$ must be positive, to pass to the next step.
2. $\text{mod}(ID1 + ID2 + ID3 + ID4, 2) = 0$,
3. If both $ID1, ID2$ are negative or both $ID3, ID4$ are negative, and at least one of the other two ID 's is positive, then the result is zero.
4. Charge conservation imposes that for processes without gluons the following condition must be fulfilled:
 $\text{mod}(ID1, 2) \cdot \text{sign}(ID1) + \text{mod}(ID2, 2) \cdot \text{sign}(ID2) = \text{mod}(ID3, 2) \cdot \text{sign}(ID3) + \text{mod}(ID4, 2) \cdot \text{sign}(ID4)$.
5. Number of gluons in the process must be zero or two.
6. If there are two gluons, then for the process to give a non zero contribution it is required that
 $ID1 + ID2 = ID3 + ID4$ or $ID1 + ID2 = 0$ or $ID3 + ID4 = 0$.

For some configurations it is enough to change the order of partons (arguments of `VBFDISTR` routine) or to apply *CP* symmetry, to avoid duplicating routines for matrix element calculations. It is achieved by first copying kinematic variables into the local ones of `VBFDISTR` routine and then performing the following permutations/modifications of the parton positions and momenta:

Reorder arguments and apply *CP* symmetry for convenient choice of $ID1, ID2$

1. For incoming quark-quark pair, we interchange the order, if necessary, to assure $|ID1| \geq |ID2|$.
2. If all ID 's which do not correspond to gluons are negative, we change their signs. At the same time we interchange positions of τ^+ with τ^- and flip signs of helicities. Finally we change signs of all 3-momenta to complete the *CP* transformation.
3. For incoming quark-antiquark pair where at least one is non-first family, we require that $|ID2| \leq |ID1|$. For the first family quarks we require that $ID1 = -1$ or $ID1 = 2$ or $|ID2| = |ID1|$. To achieve that goal, if condition is not fulfilled, we change the signs of all ID 's. At the same time we interchange positions of τ^+ with τ^- their helicities signs changed as well. Finally, we change signs of all 3-momenta to complete the *CP* transformation.
4. We enforce (by reordering) that the first parton is not an antiquark, nor a gluon in the case of gluon-fermion initial state.
5. If both $ID1, ID2$ are non gluon and positive, we enforce that $ID1 \geq ID2$

That completes transformations triggered by the configuration of identifiers of incoming partons. Note that if the third family is to be taken into account, also the sign of the *CP* symmetry breaking phase will have to be changed to complete the *CP* transformation.

Reorder arguments for convenient choice of $ID3, ID4$

1. The $ID3$ can not be negative and $ID4$ can not be alone the gluon.
2. If both $ID3$ and $ID4$ are non-gluon and positive, then $ID3$ can be even and $ID4$ odd but not the other way.
3. If both $ID3$ and $ID4$ are odd non-gluon and also $ID3 \cdot ID4 > 0$, then $ID4$ must be larger/equal $ID3$.
4. If $ID3, ID4$ are simultaneously even and also $ID3 \cdot ID4 > 0$, then $ID4$ must be larger/equal $ID3$.

Note that all of the above conditions are checked one after another. In particular, all necessary transformations (flipping the position of partons or invoking the *CP* transformation) are performed in the order as listed above. If all the above conditions are met, the matrix element is not set to zero and order of arguments is adjusted to available parton level routines, then numerical calculation of matrix element squared for a given helicity configuration, parton identifiers and momenta is performed.