

Asymptotic Theory of Rerandomization in Treatment-Control Experiments

Xinran Li, Peng Ding and Donald B. Rubin *

Abstract

Although complete randomization ensures covariate balance on average, the chance for observing significant differences between treatment and control covariate distributions is high especially with many covariates. Rerandomization discards randomizations that do not satisfy a pre-determined covariate balance criterion, generally resulting in better covariate balance and more precise estimates of causal effects. Previously, researchers have established finite sample theory for rerandomization under the assumptions of equal treatment group sizes, Gaussian covariate and outcome distributions, or additive causal effects. Moreover, previous theory has not derived the actual sampling distribution of the difference-in-means estimator for the average causal effect. To allow for statistical inference in more realistic settings, we develop an asymptotic theory for rerandomization without any of these assumptions. Our theory, based on the geometry of rerandomization, reveals a non-Gaussian asymptotic distribution of the difference-in-means estimator. Our work provides an approach for constructing accurate large-sample confidence intervals for the average causal effect and demonstrates the advantages of rerandomization over complete randomization.

Keywords: Causal inference; Covariate balance; Geometry of rerandomization; Mahalanobis distance; Quantile range; Tiers of covariates.

*Xinran Li is Doctoral Candidate, Department of Statistics, Harvard University, Cambridge, MA 02138 (E-mail: xinranli@fas.harvard.edu). Peng Ding is Assistant Professor, Department of Statistics, University of California, Berkeley, CA 94720 (E-mail: pengdingpku@gmail.com). Donald B. Rubin is Professor, Department of Statistics, Harvard University, Cambridge, MA 02138 (E-mail: rubin@stat.harvard.edu).

1. INTRODUCTION

Ever since Fisher (1926, 1935)’s seminal work, randomized experiments have become the “gold standard” for drawing causal inferences. Complete randomization balances the covariate distributions between treatment groups in expectation, and ensures the existence of unbiased estimators of the average causal effect. Covariate imbalance, however, often occurs in randomized experiments, as recognized by Fisher (1926) and later researchers (e.g., Student 1938; Hansen and Bowers 2008; Keele et al. 2009; Bruhn and McKenzie 2009). The standard approach advocated by Fisher (1935), stratification or blocking, is applicable only when the number of discrete prognostic covariates is relatively small.

When randomization generates unbalanced covariate distributions, it is wise to discard that treatment assignment and re-draw another one until a certain pre-determined covariate balance criterion is satisfied. This is rerandomization, an experimental design hinted by R. A. Fisher (cf. Savage 1962, page 88) and Cox (1982, 2009), and formally proposed by Rubin (2008) and Morgan and Rubin (2012). Note that rerandomization is conceptually the same as restricted or constrained randomization (e.g., Yates 1948; Grundy and Healy 1950; Youden 1972; Bailey 1983). Because rerandomization emphasizes covariate imbalance and restricted randomization emphasizes other undesirable patterns of complete randomization with multiple factors, we use the term rerandomization for this paper following Cox (1982, 2009) and Morgan and Rubin (2012). For more historical discussion, see Fienberg and Hinkley (1980, page 45), Speed (1992), Lehmann (2011, page 57), and Morgan and Rubin (2012).

Previously, the finite sample theory of rerandomization relied on the assumptions of equal treatment group sizes, Gaussian covariate and outcome distributions, or additive causal effects (Morgan and Rubin 2012, 2015). For instance, Morgan and Rubin (2012) showed that the difference-in-means estimator is unbiased for the average causal effect under rerandomization only for equal-sized treatment groups, and obtained the sampling variance of this estimator under all these three assumptions. However, rerandomization can be applied even when these assumptions do not hold, but then the current theory is under developed. Moreover, statistical inference becomes challenging, because the Gaussian distributional theory that is justified by the central limit theorem under complete randomization (cf. Hájek 1960; Lin 2013) no longer holds under rerandomization. Some

applied researchers realize that “the only analysis that we can be completely confident in is a permutation test or rerandomization test” (Bruhn and McKenzie 2009). However, a randomization-based test works under the sharp null hypothesis that all individual causal effects are known from observed values. Interval estimators obtained by inverting randomization tests generally are obvious only under the additive causal effects assumption (Morgan and Rubin 2012).

To allow for statistical inference in more general settings, we develop an asymptotic theory of rerandomization without assuming equal-sized treatment groups, Gaussian covariate and outcome distributions, or additive causal effects. Analogous to the repeated sampling properties for complete randomization (Neyman 1923; Imbens and Rubin 2015), we evaluate the properties of the difference-in-means estimator over rerandomization. The geometry of rerandomization reveals a non-Gaussian asymptotic distribution, which serves as the foundation for constructing a confidence interval for the average causal effect. Furthermore, we compare the lengths of quantile ranges of the asymptotic distributions of the difference-in-means estimator under rerandomization and complete randomization, extending Morgan and Rubin (2012, 2015)’s comparison of the sampling variances, which is a more appropriate comparison because the generally non-Gaussian asymptotic distribution under rerandomization is not accurately summarized by its mean and variance.

The paper proceeds as follows. Section 2 introduces the notation and assumptions for causal inference and rerandomization. Section 3 discusses rerandomization using the Mahalanobis distance criterion (Morgan and Rubin 2012), and Section 4 discusses rerandomization with tiers of covariates (Morgan and Rubin 2015); we expect these two instances of rerandomization to be widely used in practice. Section 5 provides a general theory for rerandomization with other covariate balance criteria. We apply rerandomization in an education data set in Section 6, which illustrates the possibility of the improved performance of rerandomization in finite samples. We conclude in Section 7. We prove the main results in the Appendix, and relegate the technical details to the online Supplementary Material.

2. FRAMEWORK, NOTATION, AND ASSUMPTIONS

2.1. Covariate imbalance and rerandomization

Inferring the causal effect of some treatment Z on an outcome Y is of central interest in many, if not most, studies (e.g., social or medical). Researchers often view randomized experiments as the “gold standard” for achieving such a goal. We consider an experiment with n units, with n_1 of them assigned to treatment and n_0 of them assigned to control. Before conducting the experiment, we collect K covariates $\mathbf{X}_i = (X_{1i}, X_{2i}, \dots, X_{Ki})$ for unit i . Let Z_i be the indicator variable for unit i assigned to treatment ($Z_i = 1$ if treatment; $Z_i = 0$ if control), and $\mathbf{Z} = (Z_1, Z_2, \dots, Z_n)'$ is the treatment assignment column vector. In a completely randomized experiment (CRE), the distribution of \mathbf{Z} is such that each value, $\mathbf{z} = (z_1, \dots, z_n)'$, of \mathbf{Z} has probability $n_1!n_0!/n!$, where $\sum_{i=1}^n z_i = n_1$ and $\sum_{i=1}^n (1 - z_i) = n_0$, which does not depend on the values of any observed or unobserved covariates. The difference-in-means vector of the covariates between treatment and control groups is

$$\hat{\tau}_{\mathbf{X}} = \frac{1}{n_1} \sum_{i=1}^n Z_i \mathbf{X}_i - \frac{1}{n_0} \sum_{i=1}^n (1 - Z_i) \mathbf{X}_i.$$

Although on average $\hat{\tau}_{\mathbf{X}}$ has mean zero over all $\binom{n}{n_1}$ randomizations, for any realized value of \mathbf{Z} , imbalancedness in covariate distributions often occurs. As pointed out by Morgan and Rubin (2012), with 10 independent covariates and significance level 5%, the probability of a significant difference for at least one covariate is 40%.

When significant covariate imbalance arises in a drawn allocation, it is reasonable to discard the unlucky realization and draw another treatment assignment vector until a certain covariate balance criterion is satisfied. This is rerandomization, an intuitive experimental design tool apparently personally advocated by R. A. Fisher (see the discussion by Rubin 2008) and formally discussed by Morgan and Rubin (2012). In general, rerandomization entails the following steps:

- (1) collect covariate data;
- (2) specify a balance criterion to determine whether a randomization is acceptable or not;
- (3) randomize the units to treatment and control groups;
- (4) if the balance criterion is satisfied, proceed to Step (5); otherwise, return to Step (3);

- (5) conduct the experiment using the final randomization obtained in Step (4);
- (6) analyze the data taking into account the rerandomization used in Steps (2)–(4).

Although the balance criterion in Step (2) can be general, Morgan and Rubin (2012) suggested using the Mahalanobis distance between covariate means in treatment and control groups, and Morgan and Rubin (2015) suggested considering tiers of covariates according to their presumed importance in predicting the outcomes. We will discuss these two types of rerandomization in detail, especially the conduct of statistical inference after these rerandomizations as required in Step (6). We then extend the theory to rerandomizations under general covariate balance criteria in Section 5.

2.2. Potential outcomes and repeated sampling causal inference in a CRE

We use the potential outcomes framework (sometimes called the Rubin Causal Model; see Holland 1986; Imbens and Rubin 2015) to define causal effects, and let $Y_i(1)$ and $Y_i(0)$ denote the potential outcomes of unit i under treatment and control, respectively. On the difference scale, the individual causal effect of unit i is $\tau_i = Y_i(1) - Y_i(0)$, and the average causal effect in the finite population of n units is $\tau_Y = \sum_{i=1}^n \tau_i / n$. The observed outcome for unit i is $Y_i = Z_i Y_i(1) + (1 - Z_i) Y_i(0)$, a function of treatment assignment and potential outcomes. In a CRE, Neyman (1923) showed that, for estimating τ_Y , the difference-in-means estimator

$$\hat{\tau}_Y = \frac{1}{n_1} \sum_{i=1}^n Z_i Y_i - \frac{1}{n_0} \sum_{i=1}^n (1 - Z_i) Y_i$$

is unbiased in the sense that the expectation of $\hat{\tau}_Y$ over all randomizations is τ_Y , and obtained its sampling variance for constructing a large-sample confidence interval. However, Neyman (1923)’s method does not apply if rerandomization is used, except in an asymptotic conservative sense.

Let $r_1 = n_1/n$ and $r_0 = n_0/n$ be the proportions of units receiving treatment and control, $S_{Y(z)}^2$ the finite population variance of potential outcomes under treatment arm z , $S_{Y(z), \mathbf{X}} = S'_{\mathbf{X}, Y(z)}$ the finite population covariance between potential outcomes and covariates, and $\mathbf{S}_{\mathbf{X}}^2$ the finite population covariance of covariates. For notational simplicity, these quantities depend on n implicitly. In a CRE, according to the finite population central limit theorem (Hájek 1960), under

some regularity conditions, $\sqrt{n}(\hat{\tau}_Y - \tau_Y, \hat{\tau}'_{\mathbf{X}})$ for large n is Gaussian with mean zero and covariance matrix \mathbf{V} , where

$$\mathbf{V} = \begin{pmatrix} V_{\tau\tau} & \mathbf{V}_{\tau\mathbf{x}} \\ \mathbf{V}_{\mathbf{x}\tau} & \mathbf{V}_{\mathbf{x}\mathbf{x}} \end{pmatrix} = \begin{pmatrix} r_1^{-1}S_{Y(1)}^2 + r_0^{-1}S_{Y(0)}^2 - S_\tau^2 & r_1^{-1}\mathbf{S}_{Y(1),\mathbf{X}} + r_0^{-1}\mathbf{S}_{Y(0),\mathbf{X}} \\ r_1^{-1}\mathbf{S}_{\mathbf{X},Y(1)} + r_0^{-1}\mathbf{S}_{\mathbf{X},Y(0)} & (r_1r_0)^{-1}S_{\mathbf{X}}^2 \end{pmatrix}.$$

The finite population of n units is embedded into an infinite sequence of finite populations with increasing sample sizes, and \mathbf{V} has a limiting value. Let (A, \mathbf{B}') be a random vector from $\mathcal{N}(\mathbf{0}, \mathbf{V})$. We introduce the notation \sim for two sequences of random variables converging to the same distribution. Therefore, $\sqrt{n}(\hat{\tau}_Y - \tau_Y, \hat{\tau}'_{\mathbf{X}}) \sim (A, \mathbf{B}')$.

3. RERANDOMIZATION USING THE MAHALANOBIS DISTANCE

3.1. Mahalanobis distance criterion

The Mahalanobis distance between the covariate means in treatment and control groups is

$$\hat{\tau}'_{\mathbf{X}} \{\text{Var}(\hat{\tau}_{\mathbf{X}})\}^{-1} \hat{\tau}_{\mathbf{X}} = (\sqrt{n}\hat{\tau}_{\mathbf{X}})' \mathbf{V}_{\mathbf{x}\mathbf{x}}^{-1} (\sqrt{n}\hat{\tau}_{\mathbf{X}}).$$

A rerandomization scheme proposed by Morgan and Rubin (2012) accepts only those randomizations with the Mahalanobis distance less than or equal to a , a pre-specified threshold. Let

$$\mathcal{M} = \{\boldsymbol{\mu} : \boldsymbol{\mu}' \mathbf{V}_{\mathbf{x}\mathbf{x}}^{-1} \boldsymbol{\mu} \leq a\}$$

denote the acceptance region for $\sqrt{n}\hat{\tau}_{\mathbf{X}}$, that is, a treatment assignment vector \mathbf{Z} is accepted if and only if $\sqrt{n}\hat{\tau}_{\mathbf{X}} \in \mathcal{M}$. Below we use ReM to denote rerandomization using the this criterion.

3.2. Multiple correlation between $\hat{\tau}_Y$ and $\hat{\tau}_{\mathbf{X}}$

To understand better the sampling distribution of $\hat{\tau}_Y$ under ReM, we first introduce R^2 , the squared multiple correlation between $\hat{\tau}_Y$ and $\hat{\tau}_{\mathbf{X}}$, which is also the proportion of the variance of $\hat{\tau}_Y$ explained by $\hat{\tau}_{\mathbf{X}}$ in linear projection:

$$R^2 = \frac{\mathbf{V}_{\tau\mathbf{x}} \mathbf{V}_{\mathbf{x}\mathbf{x}}^{-1} \mathbf{V}_{\mathbf{x}\tau}}{\mathbf{V}_{\tau\tau}}.$$

The finite population variance of the linear projection of $Y(z)$ on \mathbf{X} is

$$S_{Y(z)|\mathbf{X}}^2 = \mathbf{S}_{Y(z),\mathbf{X}} (\mathbf{S}_{\mathbf{X}}^2)^{-1} \mathbf{S}_{\mathbf{X},Y(z)} \quad (z = 0, 1).$$

We similarly define $S_{\tau|\mathbf{X}}^2$, the variance of the linear projection of τ on \mathbf{X} .

Proposition 1. R^2 can be expressed in terms of the finite population variances of the potential outcomes and of their projections on \mathbf{X} :

$$R^2 = \frac{r_1^{-1} S_{Y(1)|\mathbf{X}}^2 + r_0^{-1} S_{Y(0)|\mathbf{X}}^2 - S_{\tau|\mathbf{X}}^2}{r_1^{-1} S_{Y(1)}^2 + r_0^{-1} S_{Y(0)}^2 - S_{\tau}^2}.$$

When the causal effect is additive, $S_{\tau}^2 = 0$, $\mathbf{S}_{\tau,\mathbf{X}} = 0$ and $\mathbf{S}_{Y(1),\mathbf{X}} = \mathbf{S}_{Y(0),\mathbf{X}}$, and then $R^2 = S_{Y(0)|\mathbf{X}}^2 / S_{Y(0)}^2$ is the squared multiple correlation between \mathbf{X} and $Y(0)$.

3.3. Asymptotic distribution of $\hat{\tau}_Y$

With rerandomization, we accept the randomizations satisfying the covariate balance criterion, and therefore the sampling distribution of $\sqrt{n}(\hat{\tau}_Y - \tau_Y)$ over rerandomizations is the same as its sampling distribution over a CRE conditional on $\sqrt{n}\hat{\tau}_{\mathbf{X}}$ satisfying the covariate balance criterion. Although the following proposition holds for any rerandomization, we first state it for ReM.

Proposition 2. Under ReM,

$$\left(\begin{array}{c} \sqrt{n}(\hat{\tau}_Y - \tau_Y) \\ \sqrt{n}\hat{\tau}_{\mathbf{X}} \end{array} \right) \left| \sqrt{n}\hat{\tau}_{\mathbf{X}} \in \mathcal{M} \right. \sim \left(\begin{array}{c} A \\ B \end{array} \right) \left| B \in \mathcal{M}, \right. \quad (1)$$

recalling from earlier that (A, \mathbf{B}') is a random vector following $\mathcal{N}(\mathbf{0}, \mathbf{V})$.

Intuitively, $\sqrt{n}(\hat{\tau}_Y - \tau_Y)$ has two parts: the part unrelated to the covariates and thus unaffected by rerandomization, and the other part related to the covariates and thus affected by rerandomization. Therefore, the asymptotic distribution of $\hat{\tau}_Y$ is a linear combination of two independent random variables. Let $\varepsilon_0 \sim \mathcal{N}(0, 1)$ be a standard Gaussian random variable, and $L_{K,a}$ be a random variable following the distribution of $D_1 \mid \mathbf{D}'\mathbf{D} \leq a$, where $\mathbf{D} = (D_1, \dots, D_K)' \sim \mathcal{N}(\mathbf{0}, \mathbf{I}_K)$. We will use these symbols throughout the paper.

Theorem 1. Under ReM,

$$\sqrt{n}(\hat{\tau}_Y - \tau_Y) \mid \sqrt{n}\hat{\tau}_X \in \mathcal{M} \sim \sqrt{V_{\tau\tau}} \left(\sqrt{1 - R^2} \cdot \varepsilon_0 + \sqrt{R^2} \cdot L_{K,a} \right), \quad (2)$$

where ε_0 is independent of $L_{K,a}$.

In the asymptotic distribution in (2), ε_0 is the part of $\hat{\tau}_Y$ that is uncorrelated with the covariates and therefore unaffected by rerandomization, and $L_{K,a}$ is the part that is in the space of the covariates and therefore affected by rerandomization. The coefficients of the linear combination depend on R^2 , the squared correlation between $\hat{\tau}_Y$ and $\hat{\tau}_X$ over CRE. When $R^2 = 0$, the right hand side of (2) becomes a Gaussian random variable, the same as the asymptotic distribution of $\sqrt{n}(\hat{\tau}_Y - \tau_Y)$ under CRE in Section 2.2; when $R^2 = 1$, (2) reduces to $\sqrt{V_{\tau\tau}} \cdot L_{K,a}$, a random variable with bounded support $[-\sqrt{aV_{\tau\tau}}, \sqrt{aV_{\tau\tau}}]$. Furthermore, under rerandomization, the asymptotic distribution in (2) has a clear geometric interpretation as displayed in Figure 1, in which we fix $V_{\tau\tau}$ at 1 without loss of generality, θ is the angle between $\sqrt{n}(\hat{\tau}_Y - \tau_Y)$ and its projection on the space spanned by $\sqrt{n}\hat{\tau}_X$, and then R is the cosine of θ .

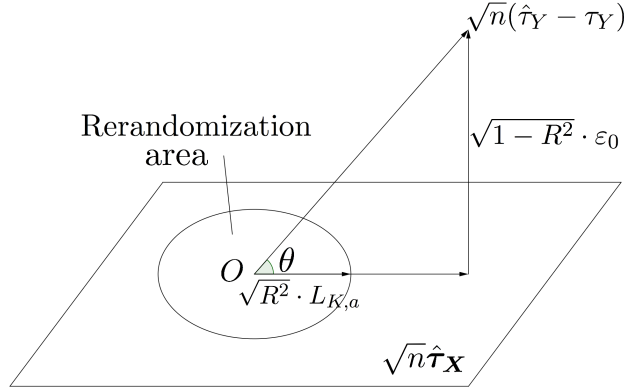


Figure 1: Geometry of rerandomization. O is the origin, θ is the angle between $\sqrt{n}(\hat{\tau}_Y - \tau_Y)$ and its projection on $\sqrt{n}\hat{\tau}_X$. The ellipse around O is the acceptance region under ReM. $\sqrt{1 - R^2} \cdot \varepsilon_0$ is the component of $\sqrt{n}(\hat{\tau}_Y - \tau_Y)$ orthogonal to the space of $\sqrt{n}\hat{\tau}_X$, and $\sqrt{R^2} \cdot L_{K,a}$ is the projection onto the space of $\sqrt{n}\hat{\tau}_X$ under ReM.

3.4. Representation and simulation of the asymptotic distribution under ReM

The asymptotic distribution in (2) contains a random variable $L_{K,a}$ that does not appear in standard statistical problems. Algebraically, $L_{K,a} \sim D_1 \mid \mathbf{D}'\mathbf{D} \leq a$ is the first coordinate of a K dimensional

standard Gaussian vector, subject to the constraint that the squared length of the vector does not exceed a . This type of truncation of Gaussian distributions is apparently unstudied except for Tallis (1963) and Morgan and Rubin (2012). Because the standard Gaussian vector is spherically symmetric (Fang et al. 1989), it can be written as a product of two independent random components, a χ_K random variable and a random vector uniformly distributed on the $(K - 1)$ dimensional unit sphere. The truncation condition, $\mathbf{D}'\mathbf{D} \leq a$, affects only the first component χ_K , leaving the second component unchanged. Basic properties of spherically symmetrical distributions allow us to represent $L_{K,a}$ using some known distributions, which allows for easy simulation of $L_{K,a}$.

Let $\chi_{K,a}^2 \sim \chi_K^2 \mid \chi_K^2 \leq a$ be a truncated χ^2 random variable, U_K the first coordinate of the uniform random vector over the $(K - 1)$ dimensional unit sphere, S a random sign taking ± 1 with probability $1/2$, and $\beta_K \sim \text{Beta}(1/2, (K - 1)/2)$ a Beta random variable degenerating to a point mass at 1 when $K = 1$.

Proposition 3. $L_{K,a}$ can be represented as

$$L_{K,a} \sim D_1 \mid \mathbf{D}'\mathbf{D} \leq a \sim \chi_{K,a} U_K \sim \chi_{K,a} S \sqrt{\beta_K}, \quad (3)$$

where $(\chi_{K,a}, U_K)$ are mutually independent, and $(\chi_{K,a}, S, \beta_K)$ are mutually independent. $L_{K,a}$ is symmetric and unimodal around zero, with variance $\text{Var}(L_{K,a}) = v_{K,a} = P(\chi_{K+2}^2 \leq a)/P(\chi_K^2 \leq a) < 1$.

Because both ε_0 and $L_{K,a}$ are symmetric and both are unimodal at zero, their linear combination is also symmetric and unimodal at zero according to Wintner (1936)'s Theorem. The same is true for the asymptotic distribution of $\sqrt{n}(\hat{\tau}_Y - \tau_Y)$ in (2). The representation in (3) allows for easy simulation of $L_{K,a}$, as well as the asymptotic distribution of $\sqrt{n}(\hat{\tau}_Y - \tau_Y)$ in (2), which is important for statistical inference discussed later.

Without loss of generality, we fix $V_{\tau\tau}$ at 1, and consider the distribution of

$$Q = \sqrt{1 - R^2} \cdot \varepsilon_0 + \sqrt{R^2} \cdot L_{K,a}, \quad (4)$$

which depends on the squared multiple correlation R^2 , the dimension of the covariates K , and the acceptance probability of rerandomization $p_a = P(\chi_K^2 \leq a)$. We simulate values of Q using

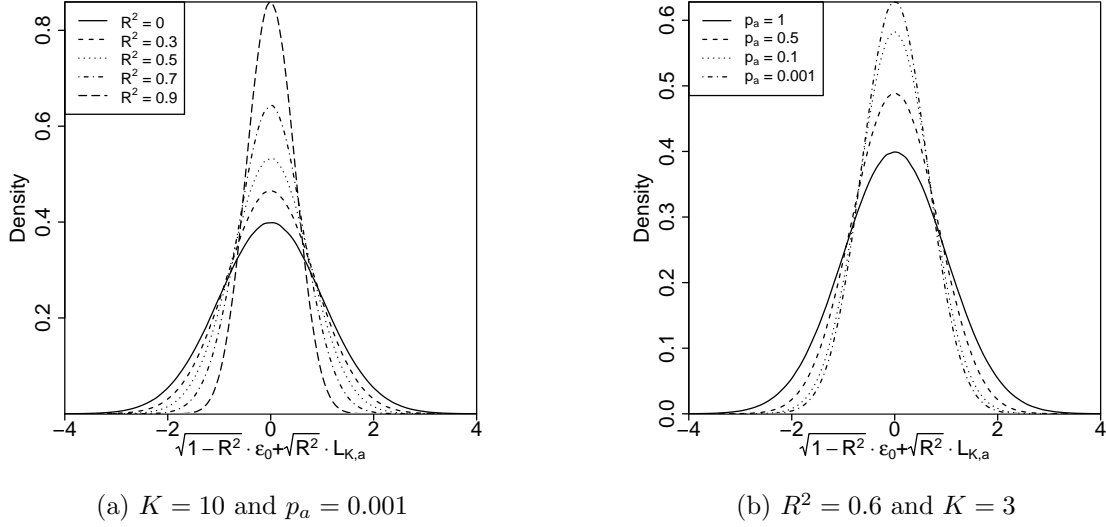


Figure 2: Asymptotic distribution under ReM with $V_{n,\tau\tau}$ fixed at 1

independent and identically distributed (i.i.d) draws from (4). First, we fix $K = 10$ and $p_a = 0.001$. Figure 2a shows the probability densities of Q with different values of R^2 . When R^2 increases, the distribution of Q approaches to that of $L_{K,a}$. Because ε_0 is more diffusely distributed than the truncated variable $L_{K,a}$, the probability density of Q will concentrate more around 0 with increasing R^2 , as shown in Figure 2a.

Second, we fix $K = 3$ and $R^2 = 0.6$. Figure 2b shows the probability densities of Q with different values of acceptance probability p_a ; the CRE corresponds to $p_a = 1$. With smaller p_a , the distribution of Q becomes more concentrated around 0. Asymptotically, using smaller acceptance probabilities in ReM gives us more precise estimators for the average causal effect.

Morgan and Rubin (2012)’s finite sample theory relies on the assumption of equal treatment group sizes, Gaussian covariate and outcome distributions, and additive causal effects. Our asymptotic theory does not rely on them.

Example 1. Let $n = 1000$, $r_1 = 0.1$, $r_0 = 0.9$ and $K = 3$, where the two treatment group sizes are very different. Let $\beta_1 = (2, 3, 4)'$ and $\beta_0 = (0, 1, 1)'$. The covariates for all units are i.i.d samples from $X_k \sim \text{Bernoulli}(0.5)$ for $1 \leq k \leq K$, where (X_1, \dots, X_K) are mutually independent. The binary potential outcomes are i.i.d samples from:

$$Y(z) = 1 \{z + \beta'_z(\mathbf{X} - 0.5\mathbf{1}_K) + \delta_z \geq 0\}, \quad \delta_0, \delta_1 \stackrel{\text{i.i.d}}{\sim} \mathcal{N}(0, 1), \quad z = 0, 1.$$

For the simulated data, $\tau_Y = 0.116$, $S_{Y(1)}^2 = 0.24$, $S_{Y(0)}^2 = 0.25$, $S_\tau^2 = 0.33$, and the causal effect is not additive. Figure 3 shows the histograms of $\sqrt{n}(\hat{\tau}_Y - \tau_Y)$ under both ReM with $p_a = 0.001$ and CRE, as well as their asymptotic approximations using (2) and Gaussian distributions. The asymptotic distributions are close to the repeated sampling distributions for both ReM and CRE.

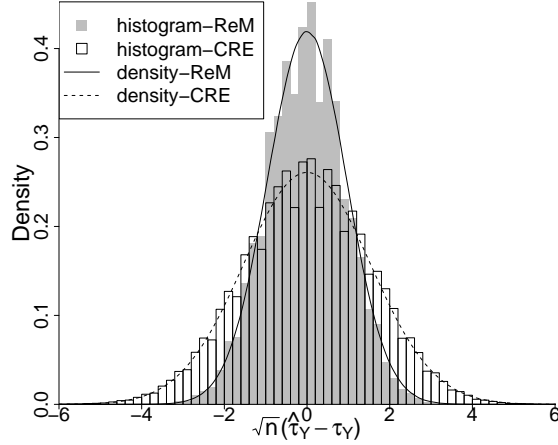


Figure 3: Histograms and asymptotic densities of $\sqrt{n}(\hat{\tau}_Y - \tau_Y)$. The grey and white histograms are the empirical distributions, and the solid and dotted lines are the asymptotic densities under ReM and CRE.

3.5. Asymptotic unbiasedness, reductions in variance and quantile range

Theorem 1 characterizes the asymptotic behavior of $\hat{\tau}_Y$ over ReM, which immediately implies the following conclusions as extensions of Morgan and Rubin (2012).

First, the asymptotic distribution in (2) is symmetric around 0, implying that $\hat{\tau}_Y$ is asymptotically unbiased for τ_Y . Let $\mathbb{E}_a(\cdot)$ and $\text{Var}_a(\cdot)$ denote the expectation and covariance matrix (or variance for scalar cases) of the asymptotic distribution of a sequence of random vectors.

Corollary 1. Under ReM, $\mathbb{E}_a \{\sqrt{n}(\hat{\tau}_Y - \tau_Y) \mid \sqrt{n}\hat{\tau}_X \in \mathcal{M}\} = 0$.

Morgan and Rubin (2012) gave a counter-example showing that, in an experiment with unequal treatment group sizes, $\hat{\tau}_Y$ can be biased for τ_Y over ReM, which led them to constrain their exact theory to experiments with equal treatment group sizes. However, our result suggests that the bias is often small with large samples, as conjectured by Morgan and Rubin (2015). Corollary 1 extends Morgan and Rubin (2012, Theorem 2.1) and ensures the asymptotic unbiasedness of $\hat{\tau}_Y$ for

experiments with any ratio of group sizes. Example 1, an experiment with $r_1 = 0.1$ and $r_0 = 0.9$, illustrates Corollary 1.

Covariates, no matter whether observed or unobserved, are variables unaffected by the treatments. Therefore, the average causal effect on any covariate is 0, and Corollary 1 implies that any covariate asymptotically has the same means under treatment and control.

Furthermore, from Proposition 2 and Theorem 1, we can calculate the asymptotic variances of $\hat{\tau}_{\mathbf{X}}$ and $\hat{\tau}_Y$, and the percentage reductions in asymptotic variances (PRIAV) under ReM compared to CRE. Recalling that $v_{K,a} = P(\chi_{K+2}^2 \leq a)/P(\chi_K^2 \leq a)$, we summarize the results below.

Corollary 2. Under ReM, the asymptotic covariance of $\hat{\tau}_{\mathbf{X}}$ is

$$\text{Var}_a(\sqrt{n}\hat{\tau}_{\mathbf{X}} \mid \sqrt{n}\hat{\tau}_{\mathbf{X}} \in \mathcal{M}) = v_{K,a}\mathbf{V}_{\mathbf{x}\mathbf{x}},$$

and the PRIAV of any component of $\hat{\tau}_{\mathbf{X}}$ is $1 - v_{K,a}$. The asymptotic variance of $\hat{\tau}_Y$ is

$$\text{Var}_a\{\sqrt{n}(\hat{\tau}_Y - \tau_Y) \mid \sqrt{n}\hat{\tau}_{\mathbf{X}} \in \mathcal{M}\} = V_{\tau\tau}\{1 - (1 - v_{K,a})R^2\}, \quad (5)$$

and the PRIAV of $\hat{\tau}_Y$ is $(1 - v_{K,a})R^2$.

Note that the asymptotic covariance and variance of $\hat{\tau}_{\mathbf{X}}$ and $\hat{\tau}_Y$ are actually the limits of $v_{K,a}\mathbf{V}_{\mathbf{x}\mathbf{x}}$ and $V_{\tau\tau}\{1 - (1 - v_{K,a})R^2\}$ in the sequence of finite populations. However, for descriptive convenience, we omit these limit signs when discussing the expectation and covariance of an asymptotic distribution.

When the causal effect is additive, R^2 is equal to the squared multiple correlation between \mathbf{X} and $Y(0)$. Therefore, Corollary 2 is an asymptotic version of Theorem 3.2 in Morgan and Rubin (2012), but does not require equal treatment group sizes of the experiment, or Gaussian covariates and outcomes, or additive causal effects.

It is reasonable to compare sampling variances of estimators that are consistent and asymptotically Gaussian. For estimators without asymptotic Gaussianity, however, variances do not fully characterize the sampling variability. In addition to the variance reduction result concerning $\hat{\tau}_Y$ in Corollary 2, we consider the reduction in the length of the $(1 - \alpha)$ quantile range of $\hat{\tau}_Y$ under ReM compared to CRE. We choose the length of the $(1 - \alpha)$ quantile range, because of its connection

to constructing confidence intervals as discussed shortly.

Let z_ξ be the ξ th quantile of a standard Gaussian distribution. Let $\nu_\xi(R^2, p_a, K)$ be the ξ th quantile of the distribution of Q in (4). Note that $\nu_\xi(0, p_a, K) = z_\xi$. Because p_a and K are usually known by design, we write $\nu_\xi(R^2, p_a, K)$ as $\nu_\xi(R^2)$ for notational simplicity. Under ReM, the $(1 - \alpha)$ quantile range of the asymptotic distribution of $\sqrt{n}(\hat{\tau}_Y - \tau_Y)$ is

$$\text{QR}_\alpha(V_{\tau\tau}, R^2) = \left[\nu_{\alpha/2}(R^2) \sqrt{V_{\tau\tau}}, \quad \nu_{1-\alpha/2}(R^2) \sqrt{V_{\tau\tau}} \right], \quad (6)$$

and the corresponding quantile range under CRE is

$$\text{QR}_\alpha(V_{\tau\tau}, 0) = \left[z_{\alpha/2} \sqrt{V_{\tau\tau}}, \quad z_{1-\alpha/2} \sqrt{V_{\tau\tau}} \right]. \quad (7)$$

Theorem 2. The length of the $(1 - \alpha)$ quantile range of $\sqrt{n}(\hat{\tau}_Y - \tau_Y)$ under ReM is shorter than or equal to that under CRE, with the difference nondecreasing in R^2 .

When $R^2 = 0$, there is no reduction in the length of the quantile range. Intuitively, the stronger the correlation between the potential outcomes and covariates, the larger the squared multiple correlation between $\hat{\tau}_Y$ and $\hat{\tau}_X$, and the more reduction in the length of the quantile range will be gained using ReM rather than CRE.

3.6. Variance estimation and confidence intervals

Asymptotic variance and quantile range for $\hat{\tau}_Y$ depend on $V_{\tau\tau}$ and R^2 , which are determined by the finite population covariances among potential outcomes and covariates. To obtain the variance estimator and to construct an asymptotic confidence interval, we need to estimate these finite population covariances. Let $s_{Y(z)}^2$, $s_{Y(z)|\mathbf{X}}^2$ and $\mathbf{s}_{Y(z),\mathbf{X}}$ be the sample variance of Y , sample variance of linear projection of Y on \mathbf{X} , and sample covariance of Y and \mathbf{X} in treatment arm z . We show in the Supplementary Material that under ReM they are asymptotically unbiased for their population analogues $S_{Y(z)}^2$, $S_{Y(z)|\mathbf{X}}^2$ and $S_{Y(z),\mathbf{X}}$. Therefore, we can estimate $V_{\tau\tau}$ by $\hat{V}_{\tau\tau} = r_1^{-1} s_{Y(1)}^2 + r_0^{-1} s_{Y(0)}^2$, and R^2 by

$$\hat{R}^2 = \frac{r_1^{-1} s_{Y(1)|\mathbf{X}}^2 + r_0^{-1} s_{Y(0)|\mathbf{X}}^2 - (\mathbf{s}_{Y(1),\mathbf{X}} - \mathbf{s}_{Y(0),\mathbf{X}}) (\mathbf{S}_{\mathbf{X}}^2)^{-1} (\mathbf{s}_{\mathbf{X},Y(1)} - \mathbf{s}_{\mathbf{X},Y(0)})}{\hat{V}_{\tau\tau}}. \quad (8)$$

We set \hat{R}^2 to be 0 if the estimator in (8) is negative.

According to (5), we can estimate the variance of $\hat{\tau}_Y$ by $\hat{V}_{\tau\tau}\{1-(1-v_{K,a})\hat{R}^2\}/n$, and according to (6), we can construct the $(1-\alpha)$ confidence interval for τ_Y by $\hat{\tau}_Y - \text{QR}_\alpha(\hat{V}_{\tau\tau}, \hat{R}^2)/\sqrt{n}$. The variance estimator is smaller than Neyman (1923)'s variance estimator for CRE, and the confidence interval is shorter than Neyman (1923)'s confidence interval for CRE. Not surprisingly, unless the causal effect is additive, the above variance estimator and confidence interval are both asymptotically conservative, in the sense that the probability limit of variance estimator is larger than or equal to the sampling variance, and the limit of coverage probability of confidence interval is larger than or equal to $(1-\alpha)$. These results are all intuitive, and we present the algebraic details for the proofs of these results in the Supplementary Material.

Example 2. We revisit Example 1, where the causal effects are not additive. Figure 4 shows the empirical coverage probabilities of the 95% confidence intervals with different sample sizes (500, 1000, 1500, 2000) and treatment and control proportions $(r_1, r_0) = (0.1, 0.9)$. We also generate other data sets with additive causal effects, in which the data generating process is the same as in Example 1 except that $Y_i(0)$ is replaced by $Y_i(1) - \tau_Y$. With non-additive causal effects, the empirical coverage probabilities are larger than 95%, but with additive causal effects, the empirical coverage probabilities are close to 95%.

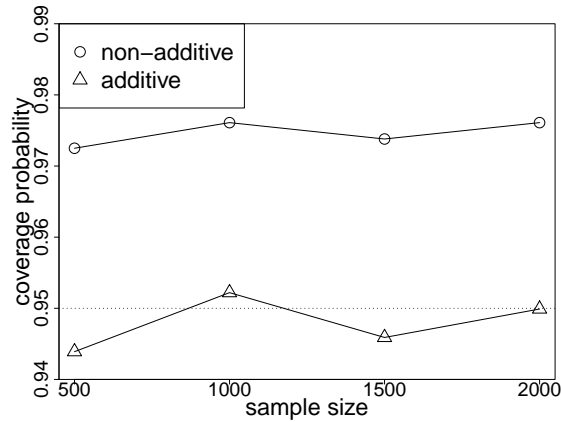


Figure 4: Empirical coverage probabilities of 95% confidence intervals with or without additive causal effects

4. RERANDOMIZATION WITH TIERS OF COVARIATES

4.1. Mahalanobis distance with tiers of covariates criterion

When covariates are thought to have different importance levels to the outcomes, Morgan and Rubin (2015) proposed rerandomization using the Mahalanobis distance with differing criteria for different tiers of covariates. We partition the covariates into T tiers indexed by $t = 1, \dots, T$ with decreasing importance, with k_t covariates in tier t . Let $\mathbf{X}_i = (\mathbf{X}_i[1], \dots, \mathbf{X}_i[T])$, where $\mathbf{X}_i[t]$ denotes the covariates in tier t . Define $\mathbf{X}_i[\overline{t}] = (\mathbf{X}_i[1], \dots, \mathbf{X}_i[t])$, the covariates in the first t tiers. Following the notation in Morgan and Rubin (2015), we let $\mathbf{S}_{\mathbf{X}[\overline{t-1}]}^2$ be the finite population covariance of the covariates in first $t-1$ tiers, and $\mathbf{S}_{\mathbf{X}[t], \mathbf{X}[\overline{t-1}]}$ be the finite population covariance between $\mathbf{X}[t]$ and $\mathbf{X}[\overline{t-1}]$. We first apply a block-wise Gram-Schmidt orthogonalization to the covariates:

$$\begin{aligned} \mathbf{E}_i[1] &= \mathbf{X}_i[1], \\ \mathbf{E}_i[t] &= \mathbf{X}_i[t] - \mathbf{S}_{\mathbf{X}[t], \mathbf{X}[\overline{t-1}]} \left(\mathbf{S}_{\mathbf{X}[\overline{t-1}]}^2 \right)^{-1} \mathbf{X}_i[\overline{t-1}], \quad (2 \leq t \leq T) \end{aligned}$$

where $\mathbf{E}_i[t]$ is the residual of the projection of the covariates $\mathbf{X}_i[t]$ in tier t onto the space spanned by the covariates in previous tiers. Let $\mathbf{E}_i = (\mathbf{E}_i[1], \dots, \mathbf{E}_i[T])$, where $\mathbf{E}_i[t]$ comprises the orthogonalized covariates in tier t . Let $\hat{\boldsymbol{\tau}}_{\mathbf{E}[t]}$ be the difference-in-means vector of $\mathbf{E}_i[t]$ between treatment and control groups, and $\mathbf{S}_{\mathbf{E}[t]}^2$ the finite population covariances of $\mathbf{E}_i[t]$. The Mahalanobis distance in tier t is

$$M_t = \frac{n_1 n_0}{n} \hat{\boldsymbol{\tau}}_{\mathbf{E}[t]}' \left(\mathbf{S}_{\mathbf{E}[t]}^2 \right)^{-1} \hat{\boldsymbol{\tau}}_{\mathbf{E}[t]},$$

and rerandomization using the Mahalanobis distance with tiers of covariates (ReMT) accepts those treatment assignments with $M_t \leq a_t$, where a_t 's are pre-determined constants ($1 \leq t \leq T$). We can show that the criterion depends only on $\hat{\boldsymbol{\tau}}_{\mathbf{X}}$ and $\mathbf{V}_{\mathbf{x}\mathbf{x}}$. If $T = 1$, then ReMT is simply ReM. If $a_t = \infty$, then we do not balance the orthogonalized covariates in tier t . We use \mathcal{T} to denote the acceptance region for $\sqrt{n} \hat{\boldsymbol{\tau}}_{\mathbf{X}}$ under ReMT. The theory below extends our Section 3.

4.2. Multiple correlation between $\hat{\tau}_Y$ and $\hat{\tau}_{\mathbf{X}[t]}$

Let R_t^2 be the squared multiple correlation between $\hat{\tau}_Y$ and the difference-in-means vector of the covariates in the first t tiers $\hat{\tau}_{\mathbf{X}[t]}$:

$$R_t^2 = \frac{\text{Cov}(\hat{\tau}_Y, \hat{\tau}_{\mathbf{X}[t]}) \text{Var}(\hat{\tau}_{\mathbf{X}[t]})^{-1} \text{Cov}(\hat{\tau}_{\mathbf{X}[t]}, \hat{\tau}_Y)}{\text{Var}(\hat{\tau}_Y)}.$$

The finite population variance of the projection of $Y(z)$ on $\mathbf{X}[t]$ is

$$S_{Y(z)|\mathbf{X}[t]}^2 = \mathbf{S}_{Y(z), \mathbf{X}[t]} \left\{ \mathbf{S}_{\mathbf{X}[t]}^2 \right\}^{-1} \mathbf{S}_{\mathbf{X}[t], Y(z)}, \quad (z = 0, 1)$$

where $\mathbf{S}_{Y(z), \mathbf{X}[t]}$ is the finite population covariances between potential outcomes and covariates in the first t tiers. We can similarly define $S_{\tau|\mathbf{X}[t]}^2$. According to Proposition 1,

$$R_t^2 = \frac{r_1^{-1} S_{Y(1)|\mathbf{X}[t]}^2 + r_0^{-1} S_{Y(0)|\mathbf{X}[t]}^2 - S_{\tau|\mathbf{X}[t]}^2}{r_1^{-1} S_{Y(1)}^2 + r_0^{-1} S_{Y(0)}^2 - S_{\tau}^2}.$$

When the causal effect is additive, $R_t^2 = S_{Y(0)|\mathbf{X}[t]}^2 / S_{Y(0)}^2$ reduces to the squared multiple correlation between $Y(0)$ and $\mathbf{X}[t]$. Let $R_0^2 = 0$ and $R_{T+1}^2 = 1$; so that $R_0^2 \leq R_1^2 \leq R_2^2 \leq \dots \leq R_{T+1}^2$ form a non-decreasing sequence on $[0, 1]$. We define

$$\rho_t^2 = R_t^2 - R_{t-1}^2 \geq 0 \quad (1 \leq t \leq T+1),$$

where $\sum_{t=1}^{T+1} \rho_t^2 = 1$, and ρ_t^2 is the proportion of the variance of $\hat{\tau}_Y$ explained purely by $\hat{\tau}_{\mathbf{X}[t]}$ in tier t other than $\hat{\tau}_{\mathbf{X}[t-1]}$ in the previous tiers; equivalently, it is the proportion of variance of $\hat{\tau}_Y$ explained by $\hat{\tau}_{\mathbf{E}[t]}$.

4.3. Asymptotic distribution of $\hat{\tau}_Y$

The weak convergence of $\sqrt{n}(\hat{\tau}_Y - \tau_Y, \hat{\tau}'_{\mathbf{X}})$ in (1) still holds for ReMT, with \mathcal{M} replaced by \mathcal{T} . Intuitively, $\sqrt{n}(\hat{\tau}_Y - \tau_Y)$ can be decomposed into $(T+1)$ parts: the part unrelated to covariates and the T projections onto the space spanned by the orthogonalized covariates in T tiers. Due to the construction of the orthogonalized covariates, these $(T+1)$ parts are orthogonal to each

other and the constraint for balance on the Mahalanobis distance in tier t affects only the t -th orthogonalized covariates.

As earlier, let $\varepsilon_0 \sim \mathcal{N}(0, 1)$, and extending earlier notation, let $L_{k_t, a_t} \sim D_{t1} \mid \mathbf{D}_t' \mathbf{D}_t \leq a_t$, where $\mathbf{D}_t = (D_{t1}, \dots, D_{tk_t}) \sim \mathcal{N}(\mathbf{0}, \mathbf{I}_{k_t})$ for $1 \leq t \leq T$.

Theorem 3. Under ReMT,

$$\sqrt{n}(\hat{\tau}_Y - \tau_Y) \mid \sqrt{n}\hat{\boldsymbol{\tau}}_{\mathbf{X}} \in \mathcal{T} \quad \sim \quad \sqrt{V_{\tau\tau}} \left(\rho_{T+1} \cdot \varepsilon_0 + \sum_{t=1}^T \rho_t \cdot L_{k_t, a_t} \right), \quad (9)$$

where $(\varepsilon_0, L_{k_1, a_1}, \dots, L_{k_T, a_T})$ are mutually independent.

Obviously, in (9), ε_0 is the part of $\sqrt{n}(\hat{\tau}_Y - \tau_Y)$ that is uncorrelated with the covariates, and L_{k_t, a_t} is the part correlated with the orthogonalized covariates $\mathbf{E}_i[t]$ in tier t . The linear combination of the $T + 1$ independent components depend on the ρ_t^2 's, the additional proportion of variance of $\hat{\tau}_Y$ explained by the orthogonalized covariates in tier t . According to Proposition 3, the distribution in Theorem 3 involves standard distributions and is easy to simulate.

4.4. Asymptotic unbiasedness, reductions in variance and quantile range

Theorem 3 characterizes the asymptotic behavior of $\sqrt{n}(\hat{\tau}_Y - \tau_Y)$ under ReMT, which extends Morgan and Rubin (2015) as follows.

First, the asymptotic distribution in (9) is symmetric around 0, implying that $\hat{\tau}_Y$ is asymptotically unbiased for τ_Y . Therefore, all observed or unobserved covariates have asymptotically balanced means.

Corollary 3. Under ReMT, $\mathbb{E}_a \{ \sqrt{n}(\hat{\tau}_Y - \tau_Y) \mid \sqrt{n}\hat{\boldsymbol{\tau}}_{\mathbf{X}} \in \mathcal{T} \} = 0$.

The asymptotic variance of $\hat{\boldsymbol{\tau}}_{\mathbf{X}}$ under ReMT has a complicated form, and we give it in the Supplementary Material. Below we present only the PRIAV of $\hat{\tau}_Y$, and the PRIAVs for covariates are special cases of the following corollary because covariates are formally “outcomes” unaffected by the treatment. Recall the definition of $v_{k_t, a_t} = P(\chi_{k_t+2}^2 \leq a_t) / P(\chi_{k_t}^2 \leq a_t)$.

Corollary 4. Under ReMT, the asymptotic variance of $\hat{\tau}_Y$ is

$$\text{Var}_a \{ \sqrt{n}(\hat{\tau}_Y - \tau_Y) \mid \sqrt{n}\hat{\boldsymbol{\tau}}_{\mathbf{X}} \in \mathcal{T} \} = V_{\tau\tau} \left\{ 1 - \sum_{t=1}^T (1 - v_{k_t, a_t}) \rho_t^2 \right\}, \quad (10)$$

and the PRIAV of $\hat{\tau}_Y$ is $\sum_{t=1}^T (1 - v_{k_t, a_t}) \rho_t^2$.

When the causal effect is additive, ρ_t^2 becomes the squared multiple correlation between $\mathbf{E}[t]$ and $Y(0)$. Therefore, Corollary 4 is an asymptotic extension of Morgan and Rubin (2015, Theorem 4.2).

Because the asymptotic distribution of $\sqrt{n}(\hat{\tau}_Y - \tau_Y)$ under ReMT is generally not Gaussian, we compare the quantile range under ReMT to that under CRE. Let $\nu_\xi(\rho_1^2, \rho_2^2, \dots, \rho_T^2)$ be the ξ th quantile of $\rho_{T+1}\varepsilon_0 + \sum_{t=1}^T \rho_t L_{k_t, a_t}$. Although $\nu_\xi(\rho_1^2, \rho_2^2, \dots, \rho_T^2)$ depends also on p_{a_t} and k_t ($1 \leq t \leq K$), we omit them to avoid notational clutter. The $(1 - \alpha)$ asymptotic quantile range of the asymptotic distribution of $\sqrt{n}(\hat{\tau}_Y - \tau_Y)$ under ReMT is

$$\text{QR}_\alpha(V_{\tau\tau}, \rho_1^2, \dots, \rho_T^2) = \left[\nu_{\alpha/2}(\rho_1^2, \dots, \rho_T^2) \sqrt{V_{\tau\tau}}, \nu_{1-\alpha/2}(\rho_1^2, \dots, \rho_T^2) \sqrt{V_{\tau\tau}} \right]. \quad (11)$$

Intuitively, ρ_t^2 measures the correlation between the outcome and the orthogonalized covariates in tier t . The stronger the correlation, the more reduction in quantile range we have when using ReMT rather than CRE. The following theorem is immediate.

Theorem 4. The $(1 - \alpha)$ quantile range of $\hat{\tau}_Y$ under ReMT is narrower than, or equal to the one under CRE, and the reduction in length of the quantile range is nondecreasing in ρ_t^2 for all $1 \leq t \leq T$.

4.5. Variance estimation and confidence interval

As with ReM, $s_{Y(z)}^2$, $s_{Y(z)|\mathbf{X}[\bar{t}]}^2$ and $\mathbf{s}_{Y(z), \mathbf{X}}^2$ are asymptotically unbiased for $S_{Y(z)}^2$, $S_{Y(z)|\mathbf{X}[\bar{t}]}^2$ and $\mathbf{S}_{Y(z), \mathbf{X}}^2$ under ReMT. Therefore, we can estimate first, $V_{\tau\tau}$ by $\hat{V}_{\tau\tau}$ as defined before, second, R_t^2 by

$$\hat{R}_t^2 = \frac{r_1^{-1} s_{Y(1)|\mathbf{X}[\bar{t}]}^2 + r_0^{-1} s_{Y(0)|\mathbf{X}[\bar{t}]}^2 - \left(\mathbf{s}_{Y(1), \mathbf{X}[\bar{t}]} - \mathbf{s}_{Y(0), \mathbf{X}[\bar{t}]} \right) \left(\mathbf{S}_{\mathbf{X}[\bar{t}]}^2 \right)^{-1} \left(\mathbf{s}_{\mathbf{X}[\bar{t}], Y(1)} - \mathbf{s}_{\mathbf{X}[\bar{t}], Y(0)} \right)}{\hat{V}_{n, \tau\tau}},$$

and third, ρ_t^2 by $\hat{\rho}_t^2 = \hat{R}_t^2 - \hat{R}_{t-1}^2$ ($1 \leq t \leq T$). In practice, we truncate $\hat{\rho}_t^2$ to be 0 when it is negative due to sampling variability.

According to (10) and (11), we can estimate the variance of $\hat{\tau}_Y$ and $(1 - \alpha)$ confidence intervals for τ_Y by replacing unknown quantities with their point estimates. The variance estimator is

smaller than Neyman (1923)'s variance estimator for CRE, and the confidence interval is shorter than Neyman (1923)'s confidence interval for CRE. They are both asymptotically conservative, unless the causal effect is additive, when they are asymptotically exact. These intuitive statements appear to require lengthy proofs, which are relegated to the Supplementary Material.

5. RERANDOMIZATION WITH MORE GENERAL BALANCE CRITERION

5.1. General balance criterion

As pointed out by Morgan and Rubin (2012), the balance criterion can be any accept-rejection function of the treatment assignment and covariates. In this section, we consider covariate balance criteria that depend only on $\sqrt{n}\hat{\tau}_{\mathbf{X}}$ and \mathbf{V}_{xx} , including ReM and ReMT as special cases, and write the binary covariate balance indicator function as $\phi(\sqrt{n}\hat{\tau}_{\mathbf{X}}, \mathbf{V}_{xx})$. Let \mathcal{G} denote the acceptance region for rerandomization with the general covariate balance criterion ϕ (ReG), i.e., $\sqrt{n}\hat{\tau}_{\mathbf{X}} \in \mathcal{G} = \{\boldsymbol{\mu} : \phi(\boldsymbol{\mu}, \mathbf{V}_{xx}) = 1\}$.

For technical reasons, we require ϕ to satisfy the following conditions. First, ϕ is almost surely continuous. Second, $\text{Var}(\mathbf{B} \mid \phi(\mathbf{B}, \mathbf{V}_{xx}) = 1)$, as a function of \mathbf{V}_{xx} with $\mathbf{B} \sim \mathcal{N}(\mathbf{0}, \mathbf{V}_{xx})$, is continuous for all $\mathbf{V}_{xx} > 0$. Third, $P(\phi(\mathbf{B}, \mathbf{V}_{xx}) = 1) > 0$, for all $\mathbf{V}_{xx} > 0$ with $\mathbf{B} \sim \mathcal{N}(\mathbf{0}, \mathbf{V}_{xx})$. Fourth, $\phi(\boldsymbol{\mu}, \mathbf{V}_{xx}) = \phi(-\boldsymbol{\mu}, \mathbf{V}_{xx})$ for all $\boldsymbol{\mu}$ and $\mathbf{V}_{xx} > 0$. The first three conditions impose certain continuity on ϕ , and prevent the acceptance region from being a set of measure zero. The fourth condition follows from symmetry considerations, because relabeling the treatment and control units should not change the balance. Both ReM and ReMT satisfy these conditions. Below, we summarize theory in parallel with Sections 3 and 4.

5.2. Asymptotic properties and statistical inference

The weak convergence in (1) holds with \mathcal{M} replaced by \mathcal{G} . The projection of A onto \mathbf{B} is $\mathbf{V}_{\tau x} \mathbf{V}_{xx}^{-1} \mathbf{B}$, and the residual is $\varepsilon = A - \mathbf{V}_{\tau x} \mathbf{V}_{xx}^{-1} \mathbf{B}$. Therefore, the asymptotic distribution of $\hat{\tau}_Y$ is

$$\sqrt{n}(\hat{\tau}_Y - \tau_Y) \mid \sqrt{n}\hat{\tau}_{\mathbf{X}} \in \mathcal{G} \rightsquigarrow \varepsilon + \mathbf{V}_{\tau x} \mathbf{V}_{xx}^{-1} \mathbf{B} \mid \mathbf{B} \in \mathcal{G}, \quad (12)$$

where $\varepsilon \sim \mathcal{N}(0, V_{\tau\tau}(1 - R^2))$ is independent of $\mathbf{B} \sim \mathcal{N}(\mathbf{0}, \mathbf{V}_{xx})$. The asymptotic distribution in (12) can be easily simulated. The above asymptotic result has the following implications.

First, the symmetry condition $\phi(\boldsymbol{\mu}, \mathbf{V}_{xx}) = \phi(-\boldsymbol{\mu}, \mathbf{V}_{xx})$ implies that the distribution in (12) is symmetric around 0, which further implies that $\hat{\tau}_Y$ is asymptotically unbiased for τ_Y , and any observed or unobserved covariate asymptotically has the same means in treatment and control groups.

Second, from

$$\mathbf{V}_{xx,\phi} \equiv \text{Var}(\mathbf{B} \mid \mathbf{B} \in \mathcal{G}) \leq \text{Var}(\mathbf{B}) = \mathbf{V}_{xx},$$

we can derive the PRIAV for all observed covariates under ReG. From

$$\text{Var}_a \{ \sqrt{n}(\hat{\tau}_Y - \tau_Y) \mid \sqrt{n}\hat{\boldsymbol{\tau}}_{\mathbf{X}} \in \mathcal{G} \} = V_{\tau\tau}(1 - R^2) + \mathbf{V}_{\tau\mathbf{x}}\mathbf{V}_{xx}^{-1}\mathbf{V}_{xx,\phi}\mathbf{V}_{xx}^{-1}\mathbf{V}_{\mathbf{x}\tau},$$

we can derive the PRIAV of $\sqrt{n}(\hat{\tau}_Y - \tau_Y)$ under ReG. However, without imposing further conditions on ϕ , there is no guarantee that the asymptotic quantile range of $\hat{\tau}$ will be shorter under ReG than that under CRE. Therefore, in the design stage of the experiment, we recommend choosing balance criteria that are expected to lead to quantile range reduction, such as ReM and ReMT do.

Third, we can show that $s_{Y(z)}^2$, $s_{Y(z)|\mathbf{X}}^2$ and $\mathbf{s}_{Y(z),\mathbf{X}}^2$ are asymptotically unbiased for $S_{Y(z)}^2$, $S_{Y(z)|\mathbf{X}}^2$ and $\mathbf{S}_{Y(z),\mathbf{X}}^2$ under ReG. Therefore, we can unbiasedly estimate $V_{\tau\tau}$ by $\hat{V}_{\tau\tau}$ as earlier, and R^2 by \hat{R}^2 in the same form as (8). We can then estimate $\mathbf{V}_{\tau\mathbf{x}}$ and the variance of $\hat{\tau}_Y$ by simply replacing estimates. We can then estimate the asymptotic distribution in (12), as well as its quantile ranges. If $\mathbf{V}_{\tau\mathbf{x}}\mathbf{V}_{xx}^{-1}\mathbf{B} \mid \mathbf{B} \in \mathcal{G}$ is unimodal, as in ReM and ReMT, the final confidence interval is asymptotically conservative. We relegate more details to the Supplementary Material.

6. AN EDUCATION EXAMPLE WITH TIERS OF COVARIATES

We illustrate our theory using the data from the Student Achievement and Retention Project (Angrist et al. 2009), a randomized evaluation of academic services and incentives at one of the satellite campuses of a large Canadian university, involving college freshmen entering in September 2005. A treatment group of 150 students was offered an array of support services and substantial cash awards for meeting a target grade point average (GPA), and a control group of 1006 students

Table 1: Covariates in the Student Achievement and Retention Project

Tier	Covariates
Tier 1	high school GPA
Tier 2	whether lives at home, gender, age whether rarely puts off studying for tests
Tier 3	whether mother is a college graduate, whether mother is a high school graduate, mother tongue (English or other), whether plans to work while in school, whether father is a college graduate, whether father is a high school graduate, whether never puts off studying for tests, whether wants more than a bachelor degree, whether intends to finish in 4 years, whether at the first choice school

was eligible for standard university support services but received nothing extra. The design has many more units in the control group, probably due to the resource constraints. The question of interest is the causal effects on students' academic performance measured by GPA.

To illustrate the benefit of rerandomization, we use the first year GPA as the outcome, and focus on the effect of the combination of services and incentives on the first year GPA versus control group. We include 15 covariates for all students as listed in Table 1, and exclude students with missing values, resulting in 93 students in the treatment group and 856 in the control. To make the simulation relevant to the real data, we choose unknown parameters based on some simple model fitting. We fit a linear regression of the observed first year GPA on the treatment indicator and all covariates, and use the fitted linear model to generate all potential outcomes. To make the data generating process realistic, we simulate eight pseudo sets of potential outcomes using the fitted linear model with different choices for the variance of the residuals. The error terms for $Y(1)$ and $Y(0)$ are independent, and therefore conditional on the covariates, the potential outcomes are simulated as uncorrelated, but they have a positive correlation marginally. The final potential outcomes are all truncated to lie on $[0, 4]$, mimicing the value of the GPA. We choose different variances of residuals such that the squared multiple correlations of the eight simulated data sets are located approximately evenly within interval $[0, 0.8]$. One choice for the variance of residuals is the estimated one from the fitted linear model, and the corresponding squared multiple correlation is about 0.3.

Table 1 partitions the covariates into 3 tiers with decreasing a priori importance to the outcome. As suggested by Morgan and Rubin (2015), we choose a_t such that $P(\chi_{k_t}^2 \leq a_t) = (0.001)^{1/3} = 0.1$ for $t = 1, 2, 3$. We simulate data under ReMT, and obtain the confidence intervals based on our

asymptotic theory for ReMT and Neyman (1923)’s confidence interval for CRE. Figure 5a shows the empirical coverage probabilities of our and Neyman (1923)’s confidence intervals, showing that Neyman (1923)’s CRE confidence intervals are highly conservative. Note that there are 15 covariates and only 93 units in the treatment group, and the sample size is not extremely large. Despite this, our asymptotic confidence interval works well in this example.

To evaluate the performance of ReMT compared to CRE, we compare the average length of Neyman (1923)’s confidence interval under CRE with the confidence interval under ReMT. From Figure 5b, the percentage reduction in average lengths of the confidence intervals under ReMT compared to Neyman (1923)’s under CRE is nondecreasing in R^2 . We also compare the empirical 95% quantile range of $\hat{\tau}_Y$ under ReMT and CRE, and the percentage reduction in the lengths of quantile ranges are close to that for average lengths of confidence intervals. When R^2 is close to that of the real data set (i.e. 0.3), the percentage increase in the effective sample size, that is, the sample size needed in CRE in order for $\hat{\tau}_Y$ to achieve the same quantile range under ReMT, is about 45%. When R^2 is twice as large as the real data (i.e. 0.6), the percentage increase in the effective sample size increases to 121%.

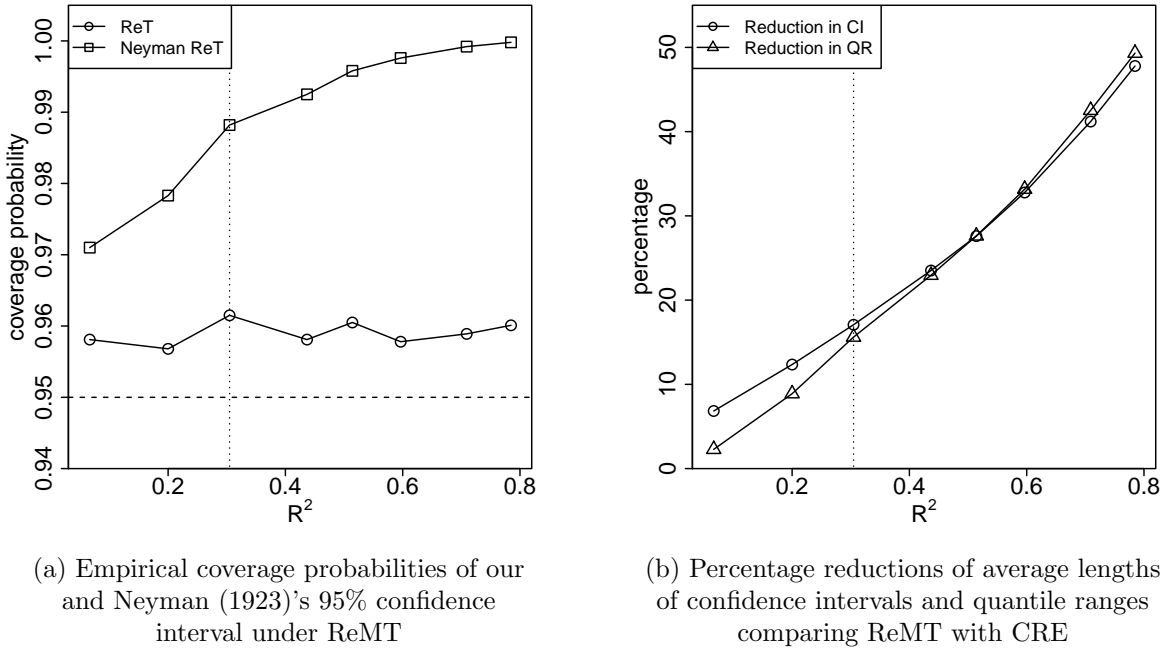


Figure 5: Eight data sets simulated based on the Student Achievement and Retention Project

7. CONCLUSION

We show, using analysis and simulations, that rerandomization balances covariates better than complete randomization, and provides a more precise difference-in-means estimator for the average causal effect. Our theory does not require the assumptions of equal treatment group sizes, Gaussian covariate and outcome distributions, or additive causal effects, as invoked by the previous theory of rerandomization (Morgan and Rubin 2012, 2015). The asymptotic distributions of the difference-in-means estimator under rerandomization are non-Gaussian in general, and have simple representations under the Mahalanobis distance criterion and tiers of covariates criterion, involving a truncated Gaussian random variable. The new asymptotic distributions allow us to construct confidence intervals for the average causal effect, when the classical Gaussian distribution theory is overly conservative.

APPENDIX

In this Appendix, we provide proofs for the asymptotic distribution of $\sqrt{n}(\hat{\tau}_Y - \tau_Y)$ under ReM and ReMT, and the representation for random variable $L_{K,a}$. First, we need the following two lemmas.

Lemma 1. Let $L_{K,a} \sim D_1 \mid \mathbf{D}'\mathbf{D} \leq a$, where $\mathbf{D} = (D_1, \dots, D_K)' \sim \mathcal{N}(\mathbf{0}, \mathbf{I}_K)$. For any K dimensional unit vector \mathbf{h} , we have $L_{K,a} \sim \mathbf{h}'\mathbf{D} \mid \mathbf{D}'\mathbf{D} \leq a$.

Proof of Lemma 1. We construct an orthogonal matrix \mathbf{H} whose first row is \mathbf{h}' . Then $\mathbf{D} \sim \mathbf{H}\mathbf{D}$. Therefore, $L_{K,a} \sim D_1 \mid \mathbf{D}'\mathbf{D} \leq a \sim \mathbf{h}'\mathbf{D} \mid (\mathbf{H}\mathbf{D})'\mathbf{H}\mathbf{D} \leq a \sim \mathbf{h}'\mathbf{D} \mid \mathbf{D}'\mathbf{D} \leq a$. \square

Lemma 2. Let U_K be the first coordinate of the uniform random vector over the $(K - 1)$ dimensional unit sphere. Let S be a random sign taking ± 1 with probability $1/2$, $\beta_K \sim \text{Beta}(1/2, (K - 1)/2)$ be a Beta random variable degenerating to a point mass at 1 when $K = 1$, and (S, β_K) are mutually independent. Then $U_K \sim S\sqrt{\beta_K}$.

Proof of Lemma 2. When $K = 1$, it is easy to see Lemma 2 holds. When $K \geq 2$, let $\mathbf{D} = (D_1, D_2, \dots, D_K)' \sim \mathcal{N}(\mathbf{0}, \mathbf{I}_K)$. The standardized normal random vector with unit length is uniformly distributed on the unit sphere (Fang et al. 1989), and therefore $U_K \sim D_1/\sqrt{\mathbf{D}'\mathbf{D}}$. Let S be

a random sign independent of \mathbf{D} ; then $D_1 \sim S|D_1|$. Thus $(D_1, D_2, \dots, D_K) \sim (S|D_1|, D_2, \dots, D_K)$,

$$U_K \sim D_1/\sqrt{\mathbf{D}'\mathbf{D}} \sim S|D_1|/\sqrt{\mathbf{D}'\mathbf{D}} = S \cdot \sqrt{\frac{D_1^2}{\sum_{k=1}^K D_k^2}},$$

and S is independent of $D_1^2/(\sum_{k=1}^K D_k^2)$. Because D_1^2, \dots, D_K^2 follow i.i.d. Gamma distributions with shape parameter $1/2$ and scale parameter 2 , $D_1^2/(\sum_{k=1}^K D_k^2) \sim \text{Beta}(1/2, (K-1)/2)$ is independent of S . Therefore, Lemma 2 holds. \square

Proof of Theorem 1. The linear projection of A on \mathbf{B} is $\mathbf{V}_{\tau x} \mathbf{V}_{xx}^{-1} \mathbf{B}$, which has variance $c^2 = \mathbf{V}_{\tau x} \mathbf{V}_{xx}^{-1} \mathbf{V}_{x\tau} = V_{\tau\tau} R^2$. The residual from the linear projection of A on \mathbf{B} is

$$\varepsilon = A - \mathbf{V}_{\tau x} \mathbf{V}_{xx}^{-1} \mathbf{B} \sim \mathcal{N}(0, (1 - R^2) V_{\tau\tau}) \sim \sqrt{V_{\tau\tau}(1 - R^2)} \cdot \varepsilon_0,$$

where $\varepsilon_0 \sim \mathcal{N}(0, 1)$. Let $\mathbf{h}' = \mathbf{V}_{\tau x} \mathbf{V}_{xx}^{-1/2}/c$ be the standardized vector of $\mathbf{V}_{\tau x} \mathbf{V}_{xx}^{-1/2}$ with unit length, and $\mathbf{D} = \mathbf{V}_{xx}^{-1/2} \mathbf{B} \sim \mathcal{N}(\mathbf{0}, \mathbf{I}_K)$ be the standardization of \mathbf{B} . Then

$$A = \varepsilon + \mathbf{V}_{\tau x} \mathbf{V}_{xx}^{-1} \mathbf{B} = \varepsilon + \mathbf{V}_{\tau x} \mathbf{V}_{xx}^{-1/2} \mathbf{D} = \varepsilon + c \mathbf{h}' \mathbf{D}.$$

According to Proposition 2 and Lemma 1,

$$\begin{aligned} \sqrt{n}(\hat{\tau}_Y - \tau_Y) \mid \sqrt{n}\hat{\boldsymbol{\tau}}_{\mathbf{X}} \in \mathcal{M} &\sim A \mid \mathbf{B} \in \mathcal{M} \\ &\sim \varepsilon + c \mathbf{h}' \mathbf{D} \mid \mathbf{D}' \mathbf{D} \leq a \sim \varepsilon + c L_{K,a} \sim \sqrt{V_{\tau\tau}} \left(\sqrt{1 - R^2} \cdot \varepsilon_0 + \sqrt{R^2} \cdot L_{K,a} \right), \end{aligned}$$

where ε , or ε_0 , is independent of $L_{K,a}$. \square

Proof of Theorem 3. We use $\mathbf{\Gamma}$ to denote the linear transformation from \mathbf{X}_i to \mathbf{E}_i , i.e. $\mathbf{E}_i = \mathbf{\Gamma} \mathbf{X}_i$, where $\mathbf{\Gamma}$ depends only on \mathbf{V}_{xx} . Correspondingly, let $\mathbf{G} = \mathbf{\Gamma} \mathbf{B} = (\mathbf{G}'_1, \mathbf{G}'_2, \dots, \mathbf{G}'_T)'$ be the block-wise Gram-Schmidt orthogonalization of \mathbf{B} , where \mathbf{G}_t is a k_t dimensional random vector. Let $\mathbf{D}_t = \text{Var}(\mathbf{G}_t)^{-1/2} \mathbf{G}_t \sim \mathcal{N}(\mathbf{0}, \mathbf{I}_{k_t})$ be the standardization of \mathbf{G}_t . The linear projection of A on \mathbf{G}_t is $\text{Cov}(A, \mathbf{G}_t) \text{Var}(\mathbf{G}_t)^{-1} \mathbf{G}_t$, with variance $c_t^2 = \text{Cov}(A, \mathbf{G}_t) \text{Var}(\mathbf{G}_t)^{-1} \text{Cov}(\mathbf{G}_t, A)$. Because $(\hat{\tau}_Y, \hat{\boldsymbol{\tau}}'_E) = (\hat{\tau}_Y, \mathbf{\Gamma}' \hat{\boldsymbol{\tau}}'_{\mathbf{X}})$ has the same covariance matrix as $(A, \mathbf{G}') = (A, \mathbf{\Gamma}' \mathbf{B}')$, the variance of linear projection of $\hat{\tau}_Y$ on $\hat{\boldsymbol{\tau}}_{E[t]}$ is the same as the variance of linear projection of A on \mathbf{G}_t . The former is

$V_{\tau\tau}\rho_t^2$, and the latter is c_t^2 . Therefore, $c_t^2 = V_{\tau\tau}\rho_t^2$. The residual from the linear regression of A on \mathbf{B} (or equivalently on \mathbf{G}) is

$$\begin{aligned}\varepsilon &= A - \mathbf{V}_{\tau\mathbf{x}}\mathbf{V}_{\mathbf{x}\mathbf{x}}^{-1}\mathbf{B} = A - \sum_{t=1}^T \text{Cov}(A, \mathbf{G}_t)\text{Var}(\mathbf{G}_t)^{-1}\mathbf{G}_t \\ &\sim \mathcal{N}\left(0, V_{\tau\tau}\left(1 - \sum_{t=1}^T \rho_t^2\right)\right) \sim \mathcal{N}(0, V_{\tau\tau}\rho_{T+1}^2) \sim \sqrt{V_{\tau\tau}} \cdot \rho_{T+1}\varepsilon_0,\end{aligned}$$

where $\varepsilon_0 \sim \mathcal{N}(0, 1)$. Let $\mathbf{h}_t' = \text{Cov}(A, \mathbf{G}_t)\text{Var}(\mathbf{G}_t)^{-1/2}/c_t$ be the standardized vector of $\text{Cov}(A, \mathbf{G}_t)\text{Var}(\mathbf{G}_t)^{-1/2}$ with unit length. Then A has the following decomposition:

$$\begin{aligned}A &= \varepsilon + \sum_{t=1}^T \text{Cov}(A, \mathbf{G}_t)\text{Var}(\mathbf{G}_t)^{-1}\mathbf{G}_t = \varepsilon + \sum_{t=1}^T \text{Cov}(A, \mathbf{G}_t)\text{Var}(\mathbf{G}_t)^{-1/2}\mathbf{D}_t \\ &= \varepsilon + \sum_{t=1}^T c_t \mathbf{h}_t' \mathbf{D}_t.\end{aligned}$$

Because Proposition 2 holds for ReMT with \mathcal{M} replaced by \mathcal{T} , and $(\mathbf{D}_1, \dots, \mathbf{D}_T)$ are mutually independent,

$$\sqrt{n}(\hat{\tau}_Y - \tau_Y) \mid \sqrt{n}\hat{\boldsymbol{\tau}}_{\mathbf{X}} \in \mathcal{T} \dot{\sim} A \mid \mathbf{B} \in \mathcal{T} \sim \varepsilon + \sum_{t=1}^T c_t (\mathbf{h}_t' \mathbf{D}_t \mid \mathbf{D}_t' \mathbf{D}_t \leq a_t).$$

According to Lemma 1,

$$\sqrt{n}(\hat{\tau}_Y - \tau_Y) \mid \sqrt{n}\hat{\boldsymbol{\tau}}_{\mathbf{X}} \in \mathcal{T} \dot{\sim} \varepsilon + \sum_{t=1}^T c_t L_{k_t, a_t} \sim \sqrt{V_{\tau\tau}} \left(\rho_{T+1}\varepsilon_0 + \sum_{t=1}^T \rho_t L_{k_t, a_t} \right),$$

where $L_{k_t, a_t} \sim \mathbf{D}_{t1} \mid \mathbf{D}_t' \mathbf{D}_t \leq a_t$, $(\varepsilon, L_{k_1, a_1}, \dots, L_{k_T, a_T})$ are mutually independent, and $(\varepsilon_0, L_{k_1, a_1}, \dots, L_{k_T, a_T})$ are mutually independent. Therefore, Theorem 3 holds. \square

Proof of Proposition 3. Let $\mathbf{D} = (D_1, \dots, D_K)' \sim \mathcal{N}(\mathbf{0}, \mathbf{I}_K)$ and $L_{K,a} \sim D_1 \mid \mathbf{D}'\mathbf{D} \leq a$. First, we show that $L_{K,a}$ is symmetric and unimodal around 0. Let $f(\cdot)$ be the density of standard Gaussian distribution. It is easy to show that $L_{K,a} \sim D_1 \mid \mathbf{D}'\mathbf{D} \leq a$ is symmetric around 0, and has density

$$p(l) = \frac{f(l)P(\sum_{k=2}^K D_k^2 \leq a - l^2)}{P(\mathbf{D}'\mathbf{D} \leq a)} = f(l) \frac{P(\chi_{K-1}^2 \leq a - l^2)}{P(\chi_K^2 \leq a)} \quad (-\sqrt{a} < l < \sqrt{a}).$$

Therefore, $L_{K,a}$ is unimodal, because for any $|l_1| < |l_2| < \sqrt{a}$,

$$p(l_1) = f(l_1) \frac{P(\chi_{K-1}^2 \leq a - l_1^2)}{P(\chi_K^2 \leq a)} \geq f(l_2) \frac{P(\chi_{K-1}^2 \leq a - l_2^2)}{P(\chi_K^2 \leq a)} = p(l_2).$$

Second, the variance formula for $L_{K,a}$ follows from Morgan and Rubin (2012, Theorem 3.1).

Third, we represent $L_{K,a}$ by known distributions. Let $R_K = \sqrt{\mathbf{D}'\mathbf{D}}$ be the length of vector \mathbf{D} , and \mathbf{D}/R_K be the normalized vector of \mathbf{D} with unit length. From the property of the multivariate Gaussian distribution, $R_K^2 \sim \chi_K^2$, \mathbf{D}/R_K follows the uniform distribution on the $K - 1$ dimensional unit sphere, and they are independent (Fang et al. 1989). Let U_K be the first coordinate of \mathbf{D}/R_K , then $L_{K,a} \sim U_K R_K \mid R_K^2 \leq a$. Because $\chi_{K,a} \sim R_K \mid R_K^2 \leq a$, and $\chi_{K,a}$ is independent of U_K , we have $L_{K,a} \sim U_K R_K \mid R_K^2 \leq a \sim \chi_{K,a} U_K$. According to Lemma 2, we have $L_{K,a} \sim \chi_{K,a} U_K \sim \chi_{K,a} S \sqrt{\beta_K}$. \square

REFERENCES

- J. Angrist, D. Lang, and P. Oreopoulos. Incentives and services for college achievement: Evidence from a randomized trial. *American Economic Journal: Applied Economics*, 1:136–163, 2009.
- R. A. Bailey. Restricted randomization. *Biometrika*, 70:183–198, 1983.
- M. Bruhn and D. McKenzie. In pursuit of balance: Randomization in practice in development field experiments. *American Economic Journal: Applied Economics*, 1:200–232, 2009.
- D. R. Cox. Randomization and concomitant variables in the design of experiments. In P. R. Krishnaiah G. Kallianpur and J. K. Ghosh, editors, *Statistics and Probability: Essays in Honor of C. R. Rao*, pages 197–202. North-Holland, Amsterdam, 1982.
- D. R. Cox. Randomization in the design of experiments. *International Statistical Review*, 77: 415–429, 2009.
- K. T. Fang, S. Kotz, and K. W. Ng. *Symmetric Multivariate and Related Distributions*. Chapman and Hall/CRC, 1989.
- S. E. Fienberg and D. V. Hinkley. *R. A. Fisher : An Appreciation*. New York : Springer-Verlag, 1980.

- R. A. Fisher. The arrangement of field experiments. *Journal of the Ministry of Agriculture of Great Britain*, 33:503–513, 1926.
- R. A. Fisher. *The Design of Experiments, 1st Edition*. Edinburgh, London: Oliver and Boyd, 1935.
- P. M. Grundy and M. J. R. Healy. Restricted randomization and quasi-latin squares. *Journal of the Royal Statistical Society, Series B (Methodological)*, 12:286–291, 1950.
- J. Hájek. Limiting distributions in simple random sampling from a finite population. *Publications of the Mathematics Institute of the Hungarian Academy of Science*, 5:361–74, 1960.
- B. B. Hansen and J. Bowers. Covariate balance in simple, stratified and clustered comparative studies. *Statistical Science*, 23:219–236, 2008.
- P. W. Holland. Statistics and causal inference. *Journal of the American statistical Association*, 81: 945–960, 1986.
- G. W. Imbens and D. B. Rubin. *Causal Inference for Statistics, Social, and Biomedical Sciences: An Introduction*. Cambridge: Cambridge University Press, 2015.
- L. Keele, C. McConaughy, I. White, P. M. E. M. List, and D. Bailey. Adjusting experimental data. In *Experiments in Political Science Conference*. 2009.
- E. L. Lehmann. *Fisher, Neyman, and the Creation of Classical Statistics*. New York: Springer, 2011.
- W. Lin. Agnostic notes on regression adjustments to experimental data: Reexamining Freedman’s critique. *The Annals of Applied Statistics*, 7:295–318, 2013.
- K. L. Morgan and D. B. Rubin. Rerandomization to improve covariate balance in experiments. *The Annals of Statistics*, 40:1263–1282, 2012.
- K. L. Morgan and D. B. Rubin. Rerandomization to balance tiers of covariates. *Journal of the American Statistical Association*, 110:1412–1421, 2015.
- J. Neyman. On the application of probability theory to agricultural experiments. essay on principles (with discussion). section 9 (translated). reprinted ed. *Statistical Science*, 5:465–472, 1923.

- D. B. Rubin. Comment to W. R. Shadish, M. H. Clark and P. M. Steiner. *Journal of the American Statistical Association*, 103:1350–1353, 2008.
- L. J. Savage. *The Foundations of Statistical Inference*. Methuen and Co. Led., London, 1962.
- T. P. Speed. Introduction to Fisher (1926). In S. Kotz and N. L. Johnson, editors, *Breakthroughs in Statistics*, pages 71–81. Springer, 1992.
- Student. Comparison between balanced and random arrangements of field plots. *Biometrika*, 29: 363–378, 1938.
- G. M. Tallis. Elliptical and radial truncation in normal populations. *The Annals of Mathematical Statistics*, 34:940–944, 1963.
- A. Wintner. On a class of Fourier transforms. *American Journal of Mathematics*, 58:45–90, 1936.
- F. Yates. Comment to F. J. Anscombe. *Journal of the Royal Statistical Society, Series A (General)*, 111:204–205, 1948.
- W. J. Youden. Randomization and experimentation. *Technometrics*, 14:13–22, 1972.

Supplementary Material

Section A.1 shows the weak convergence of $\sqrt{n}(\hat{\tau}_Y - \tau_Y, \hat{\tau}'_X)$ under ReG, the asymptotic unbiasedness of $\hat{\tau}_Y$ and balance in means of all covariates, and the formula for the squared multiple correlation R^2 in Proposition 1. Section A.2 shows the percentage reductions in asymptotic variances and lengths of quantile ranges under rerandomization. Section A.3 shows the asymptotic conservativeness of variance estimators and confidence intervals.

A.1. MORE DETAILS ON WEAK CONVERGENCE

We consider the asymptotic distribution of $\sqrt{n}(\hat{\tau}_Y - \tau_Y, \hat{\tau}'_X)$ under rerandomization with general balance criterion $\phi(\sqrt{n}\hat{\tau}_X, \mathbf{V}_{xx})$ satisfying the conditions in Section 5.1:

- (1) ϕ is almost surely continuous.
- (2) $\text{Var}(\mathbf{B} \mid \phi(\mathbf{B}, \mathbf{V}_{xx}) = 1)$, as a function of \mathbf{V}_{xx} with $\mathbf{B} \sim \mathcal{N}(\mathbf{0}, \mathbf{V}_{xx})$, is continuous for all $\mathbf{V}_{xx} > 0$.
- (3) $P(\phi(\mathbf{B}, \mathbf{V}_{xx}) = 1) > 0$, for any $\mathbf{V}_{xx} > 0$ with $\mathbf{B} \sim \mathcal{N}(\mathbf{0}, \mathbf{V}_{xx})$.
- (4) $\phi(\boldsymbol{\mu}, \mathbf{V}_{xx}) = \phi(-\boldsymbol{\mu}, \mathbf{V}_{xx})$, for all $\boldsymbol{\mu}$ and $\mathbf{V}_{xx} > 0$.

We write the limit of \mathbf{V} as

$$\mathbf{V}_\infty = \lim_{n \rightarrow \infty} \mathbf{V} = \lim_{n \rightarrow \infty} \begin{pmatrix} V_{\tau\tau} & \mathbf{V}_{\tau x} \\ \mathbf{V}_{x\tau} & \mathbf{V}_{xx} \end{pmatrix} = \begin{pmatrix} V_{\tau\tau, \infty} & \mathbf{V}_{\tau x, \infty} \\ \mathbf{V}_{x\tau, \infty} & \mathbf{V}_{xx, \infty} \end{pmatrix},$$

which is assumed to be positive definite. Let $\mathcal{G} = \{\boldsymbol{\mu} : \phi(\boldsymbol{\mu}, \mathbf{V}_{xx}) = 1\}$ be the acceptance region for $\sqrt{n}\hat{\tau}_X$, and $\mathcal{G}_\infty = \{\boldsymbol{\mu} : \phi(\boldsymbol{\mu}, \mathbf{V}_{xx, \infty}) = 1\}$ be its limit.

Proposition A.1. Under ReG, as $n \rightarrow \infty$,

$$\begin{pmatrix} \sqrt{n}(\hat{\tau}_Y - \tau_Y) \\ \sqrt{n}\hat{\tau}_X \end{pmatrix} \left| \sqrt{n}\hat{\tau}_X \in \mathcal{G} \right. \xrightarrow{d} \begin{pmatrix} A_\infty \\ B_\infty \end{pmatrix} \left| B_\infty \in \mathcal{G}_\infty, \right.$$

where $(A_\infty, \mathbf{B}'_\infty) \sim \mathcal{N}(0, \mathbf{V}_\infty)$, in the sense that, for any continuity set \mathcal{C} of $(A_\infty, \mathbf{B}'_\infty) \mid \mathbf{B}_\infty \in \mathcal{G}_\infty$,

$$P \left\{ \sqrt{n}(\hat{\tau}_Y - \tau_Y, \hat{\tau}'_{\mathbf{X}}) \in \mathcal{C} \mid \sqrt{n}\hat{\tau}_{\mathbf{X}} \in \mathcal{G} \right\} \rightarrow P \left\{ (A_\infty, \mathbf{B}'_\infty) \in \mathcal{C} \mid \mathbf{B}_\infty \in \mathcal{G}_\infty \right\}.$$

Proof of Proposition A.1. According to the finite population central limit theorem,

$$(\sqrt{n}(\hat{\tau}_Y - \tau_Y), \sqrt{n}\hat{\tau}'_{\mathbf{X}}, \mathbf{V}_{\mathbf{x}\mathbf{x}}) \xrightarrow{d} (A_\infty, \mathbf{B}'_\infty, \mathbf{V}_{\mathbf{x}\mathbf{x},\infty}).$$

The continuous mapping theorem implies

$$(\sqrt{n}(\hat{\tau}_Y - \tau_Y), \sqrt{n}\hat{\tau}'_{\mathbf{X}}, \phi(\sqrt{n}\hat{\tau}_{\mathbf{X}}, \mathbf{V}_{\mathbf{x}\mathbf{x}})) \xrightarrow{d} (A_\infty, \mathbf{B}'_\infty, \phi(\mathbf{B}_\infty, \mathbf{V}_{\mathbf{x}\mathbf{x},\infty})). \quad (\text{A.1})$$

Let $\mathcal{I} = (0.5, 1.5) \in \mathbb{R}^1$ be an open interval. Becasue ϕ is a 0-1 function, \mathcal{I} is a continuity set of $\phi(\mathbf{B}_\infty, \mathbf{V}_{\mathbf{x}\mathbf{x},\infty})$, in the sense that $P(\phi(\mathbf{B}_\infty, \mathbf{V}_{\mathbf{x}\mathbf{x},\infty}) \in \partial\mathcal{I}) = 0$. According to (A.1) and Portmanteau's Theorem, as $n \rightarrow \infty$,

$$P \left\{ \phi(\sqrt{n}\hat{\tau}_{\mathbf{X}}, \mathbf{V}_{\mathbf{x}\mathbf{x}}) = 1 \right\} = P \left\{ \phi(\sqrt{n}\hat{\tau}_{\mathbf{X}}, \mathbf{V}_{\mathbf{x}\mathbf{x}}) \in \mathcal{I} \right\} \rightarrow P \left\{ \phi(\mathbf{B}_\infty, \mathbf{V}_{\mathbf{x}\mathbf{x},\infty}) \in \mathcal{I} \right\} = P \left\{ \phi(\mathbf{B}_\infty, \mathbf{V}_{\mathbf{x}\mathbf{x},\infty}) = 1 \right\}.$$

For any continuity set $\mathcal{C} \in \mathbb{R}^{K+1}$ of $(A_\infty, \mathbf{B}'_\infty) \mid \phi(\mathbf{B}_\infty, \mathbf{V}_{\mathbf{x}\mathbf{x},\infty}) = 1$, $\mathcal{C} \times \mathcal{I}$ is also a continuity set of $(A_\infty, \mathbf{B}'_\infty, \phi(\mathbf{B}_\infty, \mathbf{V}_{\mathbf{x}\mathbf{x},\infty}))$. This is because

$$\begin{aligned} & P \left\{ (A_\infty, \mathbf{B}'_\infty, \phi(\mathbf{B}_\infty, \mathbf{V}_{\mathbf{x}\mathbf{x},\infty})) \in \partial(\mathcal{C} \times \mathcal{I}) \right\} \\ & \leq P \left\{ (A_\infty, \mathbf{B}'_\infty, \phi(\mathbf{B}_\infty, \mathbf{V}_{\mathbf{x}\mathbf{x},\infty})) \in \partial\mathcal{C} \times \mathcal{I} \right\} + P \left\{ (A_\infty, \mathbf{B}'_\infty, \phi(\mathbf{B}_\infty, \mathbf{V}_{\mathbf{x}\mathbf{x},\infty})) \in \mathcal{C} \times \partial\mathcal{I} \right\} \\ & = P \left\{ (A_\infty, \mathbf{B}'_\infty) \in \partial\mathcal{C}, \phi(\mathbf{B}_\infty, \mathbf{V}_{\mathbf{x}\mathbf{x},\infty}) \in \mathcal{I} \right\} \\ & = P \left\{ (A_\infty, \mathbf{B}'_\infty) \in \partial\mathcal{C} \mid \phi(\mathbf{B}_\infty, \mathbf{V}_{\mathbf{x}\mathbf{x},\infty}) \in \mathcal{I} \right\} \cdot P \left\{ \phi(\mathbf{B}_\infty, \mathbf{V}_{\mathbf{x}\mathbf{x},\infty}) \in \mathcal{I} \right\} = 0, \end{aligned}$$

where the last equality follows from the fact that \mathcal{C} is a continuity set of $(A_\infty, \mathbf{B}'_\infty) \mid \phi(\mathbf{B}_\infty, \mathbf{V}_{\mathbf{x}\mathbf{x},\infty}) = 1$. Thus, according to (A.1) and Portmanteau's Theorem, as $n \rightarrow \infty$,

$$\begin{aligned} & P \left\{ \sqrt{n}(\hat{\tau}_Y - \tau_Y, \hat{\tau}'_{\mathbf{X}}) \in \mathcal{C}, \phi(\sqrt{n}\hat{\tau}_{\mathbf{X}}, \mathbf{V}_{\mathbf{x}\mathbf{x}}) = 1 \right\} = P \left\{ (\sqrt{n}(\hat{\tau}_Y - \tau_Y), \sqrt{n}\hat{\tau}'_{\mathbf{X}}, \phi(\sqrt{n}\hat{\tau}_{\mathbf{X}}, \mathbf{V}_{\mathbf{x}\mathbf{x}})) \in \mathcal{C} \times \mathcal{I} \right\} \\ & \rightarrow P \left\{ (A_\infty, \mathbf{B}'_\infty, \phi(\mathbf{B}_\infty, \mathbf{V}_{\mathbf{x}\mathbf{x},\infty})) \in \mathcal{C} \times \mathcal{I} \right\} = P \left\{ (A_\infty, \mathbf{B}'_\infty) \in \mathcal{C}, \phi(\mathbf{B}_\infty, \mathbf{V}_{\mathbf{x}\mathbf{x},\infty}) = 1 \right\}. \end{aligned}$$

Hence for any continuity set \mathcal{C} of $(A_\infty, \mathbf{B}'_\infty) \mid \phi(\mathbf{B}_\infty, \mathbf{V}_{\mathbf{x}\mathbf{x},\infty}) = 1$, as $n \rightarrow \infty$,

$$\begin{aligned} P\{\sqrt{n}(\hat{\tau}_Y - \tau_Y, \hat{\boldsymbol{\tau}}'_X) \in \mathcal{C} \mid \phi(\sqrt{n}\hat{\boldsymbol{\tau}}_X, \mathbf{V}_{\mathbf{x}\mathbf{x}}) = 1\} &= \frac{P\{\sqrt{n}(\hat{\tau}_Y - \tau_Y, \hat{\boldsymbol{\tau}}'_X) \in \mathcal{C}, \phi(\sqrt{n}\hat{\boldsymbol{\tau}}_X, \mathbf{V}_{\mathbf{x}\mathbf{x}}) = 1\}}{P\{\phi(\sqrt{n}\hat{\boldsymbol{\tau}}_X, \mathbf{V}_{\mathbf{x}\mathbf{x}}) = 1\}} \\ &\rightarrow \frac{P\{(A_\infty, \mathbf{B}'_\infty) \in \mathcal{C}, \phi(\mathbf{B}_\infty, \mathbf{V}_{\mathbf{x}\mathbf{x},\infty}) = 1\}}{P\{\phi(\mathbf{B}_\infty, \mathbf{V}_{\mathbf{x}\mathbf{x},\infty}) = 1\}} = P\{(A_\infty, \mathbf{B}'_\infty) \in \mathcal{C} \mid \phi(\mathbf{B}_\infty, \mathbf{V}_{\mathbf{x}\mathbf{x},\infty}) = 1\}. \end{aligned}$$

Therefore, Proposition A.1 holds. \square

Proposition A.1 implies the following corollary, including Proposition 2 as a special case.

Corollary A.1. Under ReG,

$$\left(\begin{array}{c} \sqrt{n}(\hat{\tau}_Y - \tau_Y) \\ \sqrt{n}\hat{\boldsymbol{\tau}}_X \end{array} \right) \left| \sqrt{n}\hat{\boldsymbol{\tau}}_X \in \mathcal{G} \sim \left(\begin{array}{c} A \\ B \end{array} \right) \right| B \in \mathcal{G},$$

where $(A, \mathbf{B}') \sim \mathcal{N}(\mathbf{0}, \mathbf{V})$.

Proof of Corollary A.1. Let $(A_\infty, \mathbf{B}'_\infty) \sim \mathcal{N}(0, \mathbf{V}_\infty)$. As $n \rightarrow \infty$, $\mathbf{V} \rightarrow \mathbf{V}_\infty$, and then $(A, \mathbf{B}', \mathbf{V}_{\mathbf{x}\mathbf{x}}) \xrightarrow{d} (A_\infty, \mathbf{B}'_\infty, \mathbf{V}_{\mathbf{x}\mathbf{x},\infty})$. The same logic as the proof of Proposition A.1 implies

$$\left(\begin{array}{c} A \\ B \end{array} \right) \left| \phi(B, \mathbf{V}_{\mathbf{x}\mathbf{x}}) = 1 \xrightarrow{d} \left(\begin{array}{c} A_\infty \\ B_\infty \end{array} \right) \right| \phi(B_\infty, \mathbf{V}_{\mathbf{x}\mathbf{x},\infty}) = 1$$

Therefore, according to Proposition A.1, Corollary A.1 holds. \square

The following corollary shows the asymptotic unbiasedness of $\hat{\tau}_Y$ and balance in means of all covariates, which includes Corollaries 1 and 3 as special cases.

Corollary A.2. Under ReG, $\mathbb{E}_a\{\sqrt{n}(\hat{\tau}_Y - \tau_Y) \mid \sqrt{n}\hat{\boldsymbol{\tau}}_X \in \mathcal{G}\} = 0$.

Proof of Corollary A.2. According to Proposition A.1, $\mathbb{E}_a\{\sqrt{n}(\hat{\tau}_Y - \tau_Y) \mid \sqrt{n}\hat{\boldsymbol{\tau}}_X \in \mathcal{G}\} = \mathbb{E}(A_\infty \mid \mathbf{B}_\infty \in \mathcal{G}_\infty)$, where $(A_\infty, \mathbf{B}'_\infty) \sim \mathcal{N}(0, \mathbf{V}_\infty)$. Because ϕ satisfies $\phi(\boldsymbol{\mu}, \mathbf{V}_{\mathbf{x}\mathbf{x},\infty}) = \phi(-\boldsymbol{\mu}, \mathbf{V}_{\mathbf{x}\mathbf{x},\infty})$, we know that $\mathbf{B}_\infty \in \mathcal{G}_\infty$ if and only if $-\mathbf{B}_\infty \in \mathcal{G}_\infty$. Using $(A_\infty, \mathbf{B}'_\infty) \sim (-A_\infty, -\mathbf{B}'_\infty)$, we have

$$\mathbb{E}(A_\infty \mid \mathbf{B}_\infty \in \mathcal{G}_\infty) = \mathbb{E}(-A_\infty \mid -\mathbf{B}_\infty \in \mathcal{G}_\infty) = \mathbb{E}(-A_\infty \mid \mathbf{B}_\infty \in \mathcal{G}_\infty) = -\mathbb{E}(A_\infty \mid \mathbf{B}_\infty \in \mathcal{G}_\infty).$$

Thus, $\mathbb{E}(A_\infty \mid \mathbf{B}_\infty \in \mathcal{G}_\infty) = 0$, and $\mathbb{E}_a \{ \sqrt{n}(\hat{\tau}_Y - \tau_Y) \mid \sqrt{n}\hat{\tau}_\mathbf{X} \in \mathcal{G} \} = 0$. Because covariates are outcomes unaffected by treatment, the difference-in-means of any covariate has asymptotic mean 0. \square

Proof of Proposition 1. Because $R^2 = \mathbf{V}_{\tau\mathbf{x}} \mathbf{V}_{\mathbf{x}\mathbf{x}}^{-1} \mathbf{V}_{\mathbf{x}\tau} / V_{\tau\tau}$, the proposition follows from

$$\begin{aligned} \mathbf{V}_{\tau\mathbf{x}} \mathbf{V}_{\mathbf{x}\mathbf{x}}^{-1} \mathbf{V}_{\mathbf{x}\tau} &= (r_1^{-1} \mathbf{S}_{Y(1),\mathbf{X}} + r_0^{-1} \mathbf{S}_{Y(0),\mathbf{X}}) \{ (r_1 r_0)^{-1} \mathbf{S}_{\mathbf{X}}^2 \}^{-1} (r_1^{-1} \mathbf{S}_{\mathbf{X},Y(1)} + r_0^{-1} \mathbf{S}_{\mathbf{X},Y(0)}) \\ &= \frac{r_0}{r_1} S_{Y(1)|\mathbf{X}}^2 + \frac{r_1}{r_0} S_{Y(0)|\mathbf{X}}^2 + 2 \mathbf{S}_{Y(1),\mathbf{X}} (\mathbf{S}_{\mathbf{X}}^2)^{-1} \mathbf{S}_{\mathbf{X},Y(0)} \\ &= r_1^{-1} S_{Y(1)|\mathbf{X}}^2 + r_0^{-1} S_{Y(0)|\mathbf{X}}^2 - \left\{ S_{Y(1)|\mathbf{X}}^2 + S_{Y(0)|\mathbf{X}}^2 - 2 \mathbf{S}_{Y(1),\mathbf{X}} (\mathbf{S}_{\mathbf{X}}^2)^{-1} \mathbf{S}_{\mathbf{X},Y(0)} \right\} \\ &= r_1^{-1} S_{Y(1)|\mathbf{X}}^2 + r_0^{-1} S_{Y(0)|\mathbf{X}}^2 - S_{\tau|\mathbf{X}}^2. \end{aligned}$$

\square

A.2. IMPROVEMENTS UNDER RERANDOMIZATION

A.2.1. Reductions in asymptotic variances

First we investigate the reduction in asymptotic variances under ReM and ReMT, and then we consider ReG. We introduce R_∞^2 as the limit of R^2 , and $\rho_{t,\infty}^2$ as the limit of ρ_t^2 ($1 \leq t \leq T$). The existences of R_∞^2 and $\rho_{t,\infty}^2$ are guaranteed by the convergence of \mathbf{V} .

Proof of Corollary 2. Recall that $\mathbf{B}_\infty \sim \mathcal{N}(\mathbf{0}, \mathbf{V}_{\mathbf{x}\mathbf{x},\infty})$. According to Proposition A.1 and the results for Gaussian covariates (Morgan and Rubin 2012, Theorem 3.1), the asymptotic variance of $\sqrt{n}\hat{\tau}_\mathbf{X}$ is

$$\text{Var}_a(\sqrt{n}\hat{\tau}_\mathbf{X} \mid \sqrt{n}\hat{\tau}_\mathbf{X} \in \mathcal{M}) = \text{Var}(\mathbf{B}_\infty \mid \mathbf{B}_\infty \in \mathcal{M}_\infty) = v_{K,a} \text{Var}(\mathbf{B}_\infty) = v_{K,a} \mathbf{V}_{\mathbf{x}\mathbf{x},\infty} = \lim_{n \rightarrow \infty} v_{K,a} \mathbf{V}_{\mathbf{x}\mathbf{x}}.$$

Because $\text{Var}_a(\sqrt{n}\hat{\tau}_\mathbf{X}) = \text{Var}(\mathbf{B}_\infty) = \mathbf{V}_{\mathbf{x}\mathbf{x},\infty}$, we can deduce the PRIAV of $\hat{\tau}_\mathbf{X}$.

According to Theorem 1, under ReM, the asymptotic variance of $\hat{\tau}_Y$ is

$$\begin{aligned} \text{Var}_a \{ \sqrt{n}(\hat{\tau}_Y - \tau_Y) \mid \sqrt{n}\hat{\tau}_\mathbf{X} \in \mathcal{G} \} &= V_{\tau\tau,\infty} \{ (1 - R_\infty^2) \text{Var}(\varepsilon_0) + R_\infty^2 \text{Var}(L_{K,a}) \} = V_{\tau\tau,\infty} \{ 1 - R_\infty^2 + R_\infty^2 v_{K,a} \} \\ &= V_{\tau\tau,\infty} \{ 1 - (1 - v_{K,a}) R_\infty^2 \} = \lim_{n \rightarrow \infty} V_{\tau\tau} \{ 1 - (1 - v_{K,a}) R^2 \}. \end{aligned}$$

Because $\text{Var}_a \{\sqrt{n}(\hat{\tau}_Y - \tau_Y)\} = V_{\tau\tau, \infty}$, the PRIAV of $\hat{\tau}_Y$ is

$$1 - \frac{\text{Var}_a \{\sqrt{n}(\hat{\tau}_Y - \tau_Y) \mid \sqrt{n}\hat{\boldsymbol{\tau}}_{\mathbf{X}} \in \mathcal{G}\}}{\text{Var}_a \{\sqrt{n}(\hat{\tau}_Y - \tau_Y)\}} = (1 - v_{K,a})R_\infty^2 = \lim_{n \rightarrow \infty} (1 - v_{K,a})R^2.$$

□

Proof of Corollary 4. We first derive the asymptotic variance and PRIAV of $\hat{\tau}_Y$, and then derive those of $\hat{\tau}_{\mathbf{X}}$. According to Theorem 3, for ReMT, the asymptotic variance of $\hat{\tau}_Y$ is

$$\begin{aligned} \text{Var}_a \{\sqrt{n}(\hat{\tau}_Y - \tau_Y) \mid \sqrt{n}\hat{\boldsymbol{\tau}}_{\mathbf{X}} \in \mathcal{T}\} &= V_{\tau\tau, \infty} \left\{ \rho_{T+1, \infty}^2 \text{Var}(\varepsilon_0) + \sum_{t=1}^T \rho_{t, \infty}^2 \text{Var}(L_{k_t, a_t}) \right\} \\ &= V_{\tau\tau, \infty} \left\{ \rho_{T+1, \infty}^2 + \sum_{t=1}^T \rho_{t, \infty}^2 v_{k_t, a_t} \right\} \\ &= V_{\tau\tau, \infty} \left\{ 1 - \sum_{t=1}^T (1 - v_{k_t, a_t}) \rho_{t, \infty}^2 \right\} = \lim_{n \rightarrow \infty} V_{\tau\tau} \left\{ 1 - \sum_{t=1}^T (1 - v_{k_t, a_t}) \rho_t^2 \right\}, \end{aligned}$$

where the last line follows from $\sum_{t=1}^{T+1} \rho_{t, \infty}^2 = 1$. The PRIAV of $\hat{\tau}_Y$ is

$$1 - \frac{\text{Var}_a \{\sqrt{n}(\hat{\tau}_Y - \tau_Y) \mid \sqrt{n}\hat{\boldsymbol{\tau}}_{\mathbf{X}} \in \mathcal{T}\}}{\text{Var}_a \{\sqrt{n}(\hat{\tau}_Y - \tau_Y)\}} = \sum_{t=1}^T (1 - v_{k_t, a_t}) \rho_{t, \infty}^2 = \lim_{n \rightarrow \infty} \sum_{t=1}^T (1 - v_{k_t, a_t}) \rho_t^2.$$

Let $X[t_j]$ be the j th covariate in tier t , and R_{l, t_j}^2 be the squared multiple correlation between $X_i[t_j]$ and $\mathbf{X}_i[\bar{l}]$ for $1 \leq l \leq T$, with $R_{0, t_j}^2 = 0$. The PRIAV for the outcome implies that the PRIAV of $\hat{\tau}_{X[t_j]}$ is

$$\lim_{n \rightarrow \infty} \sum_{l=1}^T (1 - v_{k_l, a_l}) \left(R_{l, t_j}^2 - R_{l-1, t_j}^2 \right) = \lim_{n \rightarrow \infty} \left\{ R_{T, t_j}^2 - \sum_{l=1}^T v_{k_l, a_l} \left(R_{l, t_j}^2 - R_{l-1, t_j}^2 \right) \right\}.$$

Because $R_{l, t_j}^2 = 1$ for $l \geq t$, we can further simplify the PRIAV of $\hat{\tau}_{X[t_j]}$ as

$$\lim_{n \rightarrow \infty} \left\{ 1 - \sum_{l=1}^t v_{k_l, a_l} \left(R_{l, t_j}^2 - R_{l-1, t_j}^2 \right) \right\}.$$

To derive the asymptotic variance of $\hat{\boldsymbol{\tau}}_{\mathbf{X}}$, we use the notation introduced in the proof of Theorem 3. Let $\boldsymbol{\Gamma}_\infty$ be the limit of the linear transformation matrix $\boldsymbol{\Gamma}$, and $\mathbf{G}_\infty = \boldsymbol{\Gamma}_\infty \mathbf{B}_\infty = (\mathbf{G}'_{1, \infty}, \mathbf{G}'_{2, \infty}, \dots, \mathbf{G}'_{T, \infty})'$ be the block-wise Gram-Schmidt orthogonalization of \mathbf{B}_∞ , where $\mathbf{G}_{t, \infty}$ is

a k_t dimensional random vector. According to Proposition A.1 and the fact that $(\mathbf{G}_{1,\infty}, \mathbf{G}_{2,\infty}, \dots, \mathbf{G}_{T,\infty})$ are mutually independent, the asymptotic variance of $\hat{\tau}_{\mathbf{X}}$ is

$$\begin{aligned} \text{Var}_a(\sqrt{n}\hat{\tau}_{\mathbf{X}} \mid \sqrt{n}\hat{\tau}_{\mathbf{X}} \in \mathcal{T}) &= \text{Var}(\mathbf{B}_\infty \mid \mathbf{B}_\infty \in \mathcal{T}_\infty) = \text{Var}(\mathbf{\Gamma}_\infty^{-1}\mathbf{G}_\infty \mid \mathbf{G}'_{t,\infty}\text{Var}(\mathbf{G}_{t,\infty})^{-1}\mathbf{G}_{t,\infty} \leq a_t, 1 \leq t \leq T) \\ &= \mathbf{\Gamma}_\infty^{-1} \text{diag}\{v_{k_1,a_1}\text{Var}(\mathbf{G}_{1,\infty}), \dots, v_{k_T,a_T}\text{Var}(\mathbf{G}_{T,\infty})\} (\mathbf{\Gamma}'_\infty)^{-1} \\ &= \lim_{n \rightarrow \infty} \mathbf{\Gamma}^{-1} \text{diag}\left\{v_{k_1,a_1}(r_1 r_0)^{-1} \mathbf{S}_{\mathbf{E}[1]}^2, \dots, v_{k_T,a_T}(r_1 r_0)^{-1} \mathbf{S}_{\mathbf{E}[T]}^2\right\} (\mathbf{\Gamma}')^{-1} \\ &= \lim_{n \rightarrow \infty} \frac{n^2}{n_1 n_0} \mathbf{\Gamma}^{-1} \text{diag}\left(v_{k_1,a_1} \mathbf{S}_{\mathbf{E}[1]}^2, \dots, v_{k_T,a_T} \mathbf{S}_{\mathbf{E}[T]}^2\right) (\mathbf{\Gamma}')^{-1}. \end{aligned}$$

□

According to Proposition A.1, for ReG,

$$\begin{aligned} \text{Var}_a(\sqrt{n}\hat{\tau}_{\mathbf{X}} \mid \sqrt{n}\hat{\tau}_{\mathbf{X}} \in \mathcal{T}) &= \text{Var}(\mathbf{B}_\infty \mid \mathbf{B}_\infty \in \mathcal{T}) \equiv \mathbf{V}_{\mathbf{x}\mathbf{x},\phi,\infty}, \\ \text{Var}_a\{\sqrt{n}(\hat{\tau}_Y - \tau_Y) \mid \sqrt{n}\hat{\tau}_{\mathbf{X}} \in \mathcal{T}\} &= \text{Var}(A_\infty \mid \mathbf{B}_\infty \in \mathcal{T}_\infty) \\ &= \text{Var}(A_\infty - \mathbf{V}_{\tau\mathbf{x},\infty} \mathbf{V}_{\mathbf{x}\mathbf{x},\infty}^{-1} \mathbf{B}_\infty + \mathbf{V}_{\tau\mathbf{x},\infty} \mathbf{V}_{\mathbf{x}\mathbf{x},\infty}^{-1} \mathbf{B}_\infty \mid \mathbf{B}_\infty \in \mathcal{T}_\infty) \\ &= \text{Var}(A_\infty - \mathbf{V}_{\tau\mathbf{x},\infty} \mathbf{V}_{\mathbf{x}\mathbf{x},\infty}^{-1} \mathbf{B}_\infty) + \text{Var}(\mathbf{V}_{\tau\mathbf{x},\infty} \mathbf{V}_{\mathbf{x}\mathbf{x},\infty}^{-1} \mathbf{B}_\infty \mid \mathbf{B}_\infty \in \mathcal{T}_\infty) \\ &= V_{\tau\tau,\infty}(1 - R_\infty^2) + \mathbf{V}_{\tau\mathbf{x},\infty} \mathbf{V}_{\mathbf{x}\mathbf{x},\infty}^{-1} \mathbf{V}_{\mathbf{x}\mathbf{x},\phi,\infty} \mathbf{V}_{\mathbf{x}\mathbf{x},\infty}^{-1} \mathbf{V}_{\mathbf{x}\tau,\infty}. \end{aligned}$$

We can then immediately obtain the percentage reduction in asymptotic variances.

A.2.2. Reductions in quantile ranges

To prove Theorem 2, we need the following two lemmas.

Lemma A.3. Let $\varepsilon_0, \eta \sim \mathcal{N}(0, 1)$ be independent. For any $a > 0$ and $c \geq 0$,

$$P\left(\sqrt{1 - \rho^2} \cdot \varepsilon_0 + \rho\eta \geq c \mid \eta^2 \leq a\right)$$

is a decreasing function of ρ for $\rho \in [0, 1]$.

Proof of Lemma A.3. For any $a > 0$, let $F(\cdot)$ and $f(\cdot)$ denote the cumulative distribution and probability density of $\mathcal{N}(0, 1)$, and let $G(\cdot)$ and $g(\cdot)$ denote the cumulative distribution and probability

density of $\eta \mid \eta^2 \leq a$. We have

$$\begin{aligned} P\left(\sqrt{1-\rho^2} \cdot \varepsilon_0 + \rho\eta \geq c \mid \eta^2 \leq a\right) &= \int_{-\infty}^{\infty} P\left(\eta \geq \frac{c - \sqrt{1-\rho^2}x}{\rho} \mid \eta^2 \leq a\right) dF(x) \\ &= \int_{-\infty}^{\infty} \left\{1 - G\left(\frac{c - \sqrt{1-\rho^2}x}{\rho}\right)\right\} dF(x). \end{aligned}$$

Taking the partial derivative with respect to ρ , we have

$$\begin{aligned} \frac{\partial}{\partial \rho} P\left(\sqrt{1-\rho^2} \cdot \varepsilon_0 + \rho\eta \geq c \mid \eta^2 \leq a\right) &= \int_{-\infty}^{\infty} -g\left(\frac{\sqrt{1-\rho^2}x - c}{\rho}\right) \frac{x \frac{1}{\sqrt{1-\rho^2}} - c}{\rho^2} dF(x) \\ &= \int_{-\infty}^{\infty} -g(t) \frac{t + c\rho}{\rho(1-\rho^2)} dF\left(\frac{t\rho + c}{\sqrt{1-\rho^2}}\right) = \int_{-\infty}^{\infty} -g(t) \frac{t + c\rho}{\rho(1-\rho^2)} f\left(\frac{t\rho + c}{\sqrt{1-\rho^2}}\right) \frac{\rho}{\sqrt{1-\rho^2}} dt \\ &= -(1-\rho^2)^{-3/2} \int_{-\infty}^{\infty} g(t) f\left(\frac{t\rho + c}{\sqrt{1-\rho^2}}\right) (t + c\rho) dt. \end{aligned}$$

The integral part in the above formula is

$$\begin{aligned} \int_{-\infty}^{\infty} g(t) f\left(\frac{t\rho + c}{\sqrt{1-\rho^2}}\right) (t + c\rho) dt &= \frac{1}{P(\eta^2 \leq a)} \int_{-\sqrt{a}}^{\sqrt{a}} f(t) f\left(\frac{t\rho + c}{\sqrt{1-\rho^2}}\right) (t + c\rho) dt \\ &= \frac{1}{2\pi P(\eta^2 \leq a)} \int_{-\sqrt{a}}^{\sqrt{a}} \exp\left\{-\frac{t^2}{2} - \frac{(t\rho + c)^2}{2(1-\rho^2)}\right\} (t + c\rho) dt = \frac{e^{-c^2/2}}{2\pi P(\eta^2 \leq a)} \int_{-\sqrt{a}}^{\sqrt{a}} \exp\left\{-\frac{(t + c\rho)^2}{2(1-\rho^2)}\right\} (t + c\rho) dt \\ &= \frac{e^{-c^2/2}}{2\pi P(\eta^2 \leq a)} \int_{-\sqrt{a}+c\rho}^{\sqrt{a}+c\rho} \exp\left\{-\frac{u^2}{2(1-\rho^2)}\right\} u du \geq 0. \end{aligned}$$

Therefore, $\partial P\left(\sqrt{1-\rho^2} \cdot \varepsilon_0 + \rho\eta \geq c \mid \eta^2 \leq a\right) / \partial \rho \leq 0$. □

Lemma A.4. Let $\varepsilon_0 \sim \mathcal{N}(0, 1)$, $L_{K,a} \sim D_1 \mid \mathbf{D}'\mathbf{D} \leq a$, where $\mathbf{D} = (D_1, \dots, D_K)' \sim \mathcal{N}(\mathbf{0}, \mathbf{I}_K)$, and $(\varepsilon_0, L_{K,a})$ are mutually independent. Then, for any $a > 0$ and $c \geq 0$,

$$P\left(\sqrt{1-\rho^2} \cdot \varepsilon_0 + \rho L_{K,a} \geq c\right)$$

is a decreasing function of ρ for $\rho \in [0, 1]$.

Proof of Lemma A.4. The independence of ε_0 and \mathbf{D} implies

$$P\left(\sqrt{1-\rho^2} \cdot \varepsilon_0 + L_{K,a} \geq c\right) = P\left(\sqrt{1-\rho^2} \cdot \varepsilon_0 + \rho D_1 \geq c \mid \mathbf{D}'\mathbf{D} \leq a\right).$$

Assume $0 \leq \rho_1 \leq \rho_2 \leq 1$, and (d_2, \dots, d_K) satisfies $\sum_{k=2}^K d_k^2 < a$. Conditioning on $(D_2, \dots, D_K) = (d_2, \dots, d_K)$, Lemma A.3 implies

$$\begin{aligned} & P \left(\sqrt{1 - \rho_1^2} \cdot \varepsilon_0 + \rho_1 D_1 \geq c \mid D_1^2 \leq a - \sum_{k=2}^K D_k^2, D_2 = d_2, \dots, D_K = d_K \right) \\ & \geq P \left(\sqrt{1 - \rho_2^2} \cdot \varepsilon_0 + \rho_2 D_1 \geq c \mid D_1^2 \leq a - \sum_{k=2}^K D_k^2, D_2 = d_2, \dots, D_K = d_K \right). \end{aligned}$$

Taking expectation for both sides, we have

$$P \left(\sqrt{1 - \rho_1^2} \cdot \varepsilon_0 + \rho_1 D_1 \geq c \mid \mathbf{D}'\mathbf{D} \leq a \right) \geq P \left(\sqrt{1 - \rho_2^2} \cdot \varepsilon_0 + \rho_2 D_1 \geq c \mid \mathbf{D}'\mathbf{D} \leq a \right).$$

Therefore, Lemma A.4 holds. \square

Proof of Theorem 2. According to Theorem 1, the lengths of $(1 - \alpha)$ quantile ranges of the asymptotic distributions of $\sqrt{n}(\hat{\tau}_Y - \tau_Y)$ under ReM and CRE are $2\nu_{1-\alpha/2}(R_\infty^2)\sqrt{V_{\tau\tau,\infty}}$ and $2z_{1-\alpha/2}\sqrt{V_{\tau\tau,\infty}}$, respectively. According to the definition of $\nu_{1-\alpha/2}(R_\infty^2)$ and Lemma A.4, we know that $\nu_{1-\alpha/2}(R_\infty^2)$ is a decreasing function of R_∞^2 . \square

To prove Theorem 4, we need the following four lemmas. We first define a random variable to be SUM if it is symmetric and unimodal around zero.

Lemma A.5. Let ζ_0, ζ_1 and ζ_2 be three independent continuous random variables. If

- (1) ζ_0 is SUM, and ζ_1 and ζ_2 are symmetric around 0;
- (2) $P(\zeta_1 \geq c) \leq P(\zeta_2 \geq c)$ for any $c \geq 0$,

then $P(\zeta_0 + \zeta_1 \geq c) \leq P(\zeta_0 + \zeta_2 \geq c)$ for any $c \geq 0$.

Proof for Lemma A.5. Let $F_{\zeta_0}(\cdot)$ be the cumulative distribution function of ζ_0 . For any $c \geq 0$,

$$\begin{aligned} P(\zeta_0 + \zeta_1 \geq c) &= \int_{-\infty}^{\infty} P(\zeta_1 \geq c - x) dF_{\zeta_0}(x) \\ &= \int_{-\infty}^c P(\zeta_1 \geq c - x) dF_{\zeta_0}(x) + \int_c^{\infty} P(\zeta_1 \geq c - x) dF_{\zeta_0}(x) \end{aligned}$$

$$\begin{aligned}
&= \int_0^0 P(\zeta_1 \geq t) dF_{\zeta_0}(c-t) + \int_0^\infty P(\zeta_1 \geq -t) dF_{\zeta_0}(c+t) \\
&= \int_0^\infty P(\zeta_1 \geq t) d\{-F_{\zeta_0}(c-t)\} + \int_0^\infty P(\zeta_1 \leq t) dF_{\zeta_0}(c+t) \\
&= \int_0^\infty P(\zeta_1 \geq t) d\{F_{\zeta_0}(t-c) - 1\} + \int_0^\infty \{1 - P(\zeta_1 \geq t)\} dF_{\zeta_0}(c+t) \\
&= \int_0^\infty dF_{\zeta_0}(c+t) + \int_0^\infty P(\zeta_1 \geq t) d\{F_{\zeta_0}(t-c) - F_{\zeta_0}(c+t)\} \\
&= \int_0^\infty dF_{\zeta_0}(c+t) + \int_0^\infty P(\zeta_1 \geq t) d\{-P(t-c \leq \zeta_0 \leq t+c)\}.
\end{aligned}$$

Similarly,

$$P(\zeta_0 + \zeta_2 \geq c) = \int_0^\infty dF_{\zeta_0}(c+t) + \int_0^\infty P(\zeta_2 \geq t) d\{-P(t-c \leq \zeta_0 \leq t+c)\}.$$

Because ζ_0 is SUM, $-P(t-c \leq \zeta_0 \leq t+c)$ is a increasing function of t when $t \geq 0$. Because $P(\zeta_1 \geq t) \leq P(\zeta_2 \geq t)$ for any $t \geq 0$, we have that for all $c \geq 0$,

$$\begin{aligned}
P(\zeta_0 + \zeta_1 \geq c) &= \int_0^\infty dF_{\zeta_0}(c+t) + \int_0^\infty P(\zeta_1 \geq t) d\{-P(t-c \leq \zeta_0 \leq t+c)\} \\
&\leq \int_0^\infty dF_{\zeta_0}(c+t) + \int_0^\infty P(\zeta_2 \geq t) d\{-P(t-c \leq \zeta_0 \leq t+c)\} = P(\zeta_0 + \zeta_2 \geq c).
\end{aligned}$$

□

Lemma A.6. [Wintner 1936] If ζ_1 and ζ_2 are SUM and independent, then $\zeta_1 + \zeta_2$ is also SUM.

Lemma A.7. Let $\varepsilon_0, \eta_1, \eta_2, \dots, \eta_T$ be $(T+1)$ i.i.d $\mathcal{N}(0, 1)$. Let $\{\rho_t\}_{t=1}^{T+1}$ and $\{\tilde{\rho}_t\}_{t=1}^{T+1}$ be two nonnegative constant sequences satisfying $\sum_{t=1}^{T+1} \rho_t^2 = \sum_{t=1}^{T+1} \tilde{\rho}_t^2 = 1$. If there exists $1 \leq t_0 \leq T$ such that

$$\rho_{t_0} \geq \tilde{\rho}_{t_0}, \quad \rho_t = \tilde{\rho}_t \ (t \neq t_0, 1 \leq t \leq T), \quad \rho_{T+1} \leq \tilde{\rho}_{T+1},$$

then for any $c \geq 0$ and $a_t > 0$ ($1 \leq t \leq T$),

$$P\left(\rho_{T+1}\varepsilon_0 + \sum_{t=1}^T \rho_t \eta_t \geq c \mid \eta_t^2 \leq a_t, 1 \leq t \leq T\right) \leq P\left(\tilde{\rho}_{T+1}\varepsilon_0 + \sum_{t=1}^T \tilde{\rho}_t \eta_t \geq c \mid \eta_t^2 \leq a_t, 1 \leq t \leq T\right).$$

Proof of Lemma A.7. Without loss of generality, we assume $t_0 = 1$. Then $\rho_1 \geq \tilde{\rho}_1$ and $\rho_1^2 + \rho_{T+1}^2 =$

$\tilde{\rho}_1^2 + \tilde{\rho}_{T+1}^2$. According to Lemma A.3, for any $c \geq 0$,

$$P \left(\frac{\rho_{T+1}}{\sqrt{\rho_1^2 + \rho_{T+1}^2}} \varepsilon_0 + \frac{\rho_1}{\sqrt{\rho_1^2 + \rho_{T+1}^2}} \eta_1 \geq c \mid \eta_1^2 \leq a_1 \right) \leq P \left(\frac{\tilde{\rho}_{T+1}}{\sqrt{\tilde{\rho}_1^2 + \tilde{\rho}_{T+1}^2}} \varepsilon_0 + \frac{\tilde{\rho}_1}{\sqrt{\tilde{\rho}_1^2 + \tilde{\rho}_{T+1}^2}} \tilde{\rho}_1 \geq c \mid \eta_1^2 \leq a_1 \right)$$

which implies that, for any $c \geq 0$,

$$P(\rho_{T+1}\varepsilon_0 + \rho_1\eta_1 \geq c \mid \eta_1^2 \leq a_1) \leq P(\tilde{\rho}_{T+1}\varepsilon_0 + \tilde{\rho}_1\eta_1 \geq c \mid \eta_1^2 \leq a_1).$$

According to Proposition 3 and Lemma A.6, $\sum_{t=2}^T \rho_t(\eta_t \mid \eta_t^2 \leq a_t)$ is SUM. Lemma A.5 implies that for any $c \geq 0$,

$$P \left(\rho_{T+1}\varepsilon_0 + \sum_{t=1}^T \rho_t \eta_t \geq c \mid \eta_t^2 \leq a_t, 1 \leq t \leq T \right) \leq P \left(\tilde{\rho}_{T+1}\varepsilon_0 + \sum_{t=1}^T \tilde{\rho}_t \eta_t \geq c \mid \eta_t^2 \leq a_t, 1 \leq t \leq T \right).$$

Therefore, Lemma A.7 holds. \square

Lemma A.8. Let $\varepsilon_0 \sim \mathcal{N}(0, 1)$, $L_{k_t, a_t} \sim D_{t1} \mid \mathbf{D}_t' \mathbf{D}_t \leq a_t$, where $\mathbf{D}_t = (D_{t1}, \dots, D_{tk_t}) \sim \mathcal{N}(\mathbf{0}, \mathbf{I}_{k_t})$, and $(\varepsilon_0, L_{k_1, a_1}, L_{k_2, a_2}, \dots, L_{k_T, a_T})$ are mutually independent. Let $\{\rho_t\}_{t=1}^{T+1}$ and $\{\tilde{\rho}_t\}_{t=1}^{T+1}$ be two nonnegative constant sequences satisfying $\sum_{t=1}^{T+1} \rho_t^2 = \sum_{t=1}^{T+1} \tilde{\rho}_t^2 = 1$. If there exists $1 \leq t_0 \leq T$ such that

$$\rho_{t_0} \geq \tilde{\rho}_{t_0}, \quad \rho_t = \tilde{\rho}_t \ (t \neq t_0, 1 \leq t \leq T), \quad \rho_{T+1} \leq \tilde{\rho}_{T+1},$$

then for any $c \geq 0$ and $a_t > 0$ ($1 \leq t \leq T$),

$$P \left(\rho_{T+1}\varepsilon_0 + \sum_{t=1}^T \rho_t L_{k_t, a_t} \geq c \right) \leq P \left(\tilde{\rho}_{T+1}\varepsilon_0 + \sum_{t=1}^T \tilde{\rho}_t L_{k_t, a_t} \geq c \right).$$

Proof of Lemma A.8. Let $\mathbf{D}_t = (D_{t1}, \dots, D_{tk_t})' \sim \mathcal{N}(\mathbf{0}, \mathbf{I}_{k_t})$, $1 \leq t \leq T$, and $(\mathbf{D}_1, \dots, \mathbf{D}_T, \varepsilon_0)$ be mutually independent. Conditioning on $D_{tj} = d_{tj}$ ($1 \leq t \leq T, j \geq 2$), according to Lemma A.7,

$$\begin{aligned} & P \left(\rho_{T+1}\varepsilon_0 + \sum_{t=1}^T \rho_t D_{t1} \geq c \mid D_{t1}^2 \leq a_t - \sum_{i=2}^{k_t} D_{ti}^2, D_{tj} = d_{tj}, 1 \leq t \leq T, j \geq 2 \right) \\ & \leq P \left(\tilde{\rho}_{T+1}\varepsilon_0 + \sum_{t=1}^T \tilde{\rho}_t D_{t1} \geq c \mid D_{t1}^2 \leq a_t - \sum_{i=2}^{k_t} D_{ti}^2, D_{tj} = d_{tj}, 1 \leq t \leq T, j \geq 2 \right). \end{aligned}$$

Taking expectations of both sides, we have

$$\begin{aligned} & P \left(\rho_{T+1}\varepsilon_0 + \sum_{t=1}^T \rho_t D_{t1} \geq c \mid \mathbf{D}'_t \mathbf{D}_t \leq a_t, 1 \leq t \leq T \right) \\ & \leq P \left(\tilde{\rho}_{T+1}\varepsilon_0 + \sum_{t=1}^T \tilde{\rho}_t D_{t1} \geq c \mid \mathbf{D}'_t \mathbf{D}_t \leq a_t, 1 \leq t \leq T \right). \end{aligned}$$

Therefore, Lemma A.8 holds. \square

Proof of Theorem 4. According to Theorem 3, the lengths of $(1 - \alpha)$ quantile ranges of the asymptotic distributions of $\sqrt{n}(\hat{\tau}_Y - \tau_Y)$ under ReMT and CRE are $2\nu_{1-\alpha/2}(\rho_{1,\infty}^2, \rho_{2,\infty}^2, \dots, \rho_{T,\infty}^2)\sqrt{V_{\tau\tau,\infty}}$ and $2z_{1-\alpha/2}\sqrt{V_{\tau\tau,\infty}}$, respectively. According to the definition of $\nu_{1-\alpha/2}(\rho_{1,\infty}^2, \rho_{2,\infty}^2, \dots, \rho_{T,\infty}^2)$ and Lemma A.8, $\nu_{1-\alpha/2}(\rho_{1,\infty}^2, \rho_{2,\infty}^2, \dots, \rho_{T,\infty}^2)$ is a decreasing function of $\rho_{t,\infty}^2$, for any $1 \leq t \leq T$. Therefore, Theorem 4 holds. \square

A.3. CONSERVATIVENESS IN INFERENCE

A.3.1. Conservativeness of the variance estimators

The following lemma is useful to obtain consistent estimators for the sampling variances and sampling distributions.

Lemma A.9. Under ReG,

$$\mathbb{E}_a \left\{ \sqrt{n} \left(s_{Y(z)}^2 - S_{Y(z)}^2 \right) \right\} = 0, \quad \mathbb{E}_a \left\{ \sqrt{n} \left(\mathbf{s}_{Y(z),\mathbf{X}} - \mathbf{S}_{Y(z),\mathbf{X}} \right) \right\} = 0, \quad \mathbb{E}_a \left\{ \sqrt{n} \left(\mathbf{s}_{\mathbf{X},z}^2 - \mathbf{S}_{\mathbf{X}}^2 \right) \right\} = 0, \quad (z = 0, 1)$$

where $\mathbf{s}_{\mathbf{X},z}^2$ is the sample variance of \mathbf{X} under treatment arm z .

Proof of Lemma A.9. Using the same logic as Corollary A.2, for some pseudo potential outcomes $(\tilde{Y}_i(1), \tilde{Y}_i(0))$, we have

$$\mathbb{E}_a \left\{ \sqrt{n}(\hat{\tau}_{\tilde{Y}} - \tau_{\tilde{Y}}) \mid \sqrt{n}\hat{\tau}_{\mathbf{X}} \in \mathcal{G} \right\} = 0. \quad (\text{A.2})$$

Formula (A.2) implies that $\hat{\tau}_{\tilde{Y}}$ is asymptotically unbiased for $\tau_{\tilde{Y}}$ under ReG. We assume the regularity conditions for (A.2) hold when $(\tilde{Y}_i(1), \tilde{Y}_i(0))$ takes the following values: $(Y_i(1), 0)$, $(Y_i^2(1), 0)$,

$(X_{ki}Y_i(1), 0), (0, Y_i(0)), (0, Y_i^2(0)), (0, X_{ki}Y_i(0)), (X_{ki}X_{li}, 0), (0, X_{ki}X_{li})$, for $k, l = 1, 2, \dots, K$. Thus according to (A.2), the sample averages of $Y_i, Y_i^2, \mathbf{X}_i Y_i, \mathbf{X}_i, \mathbf{X}_i \mathbf{X}_i'$ under treatment arm z are asymptotically unbiased for the population averages of $Y_i(z), Y_i^2(z), \mathbf{X}_i Y_i(z), \mathbf{X}_i$ and $\mathbf{X}_i \mathbf{X}_i'$, for $z = 0$ and 1. Therefore, $s_{Y(z)}^2, \mathbf{s}_{Y(z), \mathbf{X}}^2$ and $\mathbf{s}_{\mathbf{X}, z}^2$ are asymptotically unbiased for $S_{Y(z)}^2, \mathbf{S}_{Y(z), \mathbf{X}}$ and $\mathbf{S}_{\mathbf{X}}^2$, respectively. \square

Let $\tilde{V}_{\tau\tau} = V_{\tau\tau} + S_{\tau}^2 \geq V_{\tau\tau}$ and $\tilde{V}_{\tau\tau, \infty}$ be the limit of $\tilde{V}_{\tau\tau}$. Under ReM, according to Lemma A.9, $\hat{V}_{\tau\tau}$ is asymptotically unbiased for $\tilde{V}_{\tau\tau}$, and

$$\hat{V}_{\tau\tau} \hat{R}^2 = r_1^{-1} s_{Y(1)|\mathbf{X}}^2 + r_0^{-1} s_{Y(0)|\mathbf{X}}^2 - (\mathbf{s}_{Y(1), \mathbf{X}} - \mathbf{s}_{Y(0), \mathbf{X}}) (\mathbf{S}_{\mathbf{X}}^2)^{-1} (\mathbf{s}_{\mathbf{X}, Y(1)} - \mathbf{s}_{\mathbf{X}, Y(0)})$$

is asymptotically unbiased for $V_{\tau\tau} R^2$. Therefore, the variance estimator is asymptotically unbiased for

$$\tilde{V}_{\tau\tau} - (1 - v_{K,a}) V_{\tau\tau} R^2 \geq V_{\tau\tau} - (1 - v_{K,a}) V_{\tau\tau} R^2 \rightarrow \text{Var}_a \{ \sqrt{n}(\hat{\tau}_Y - \tau_Y) \mid \sqrt{n} \hat{\boldsymbol{\tau}}_{\mathbf{X}} \in \mathcal{M} \}.$$

Under ReMT, according to Lemma A.9, $\hat{V}_{\tau\tau}$ is asymptotically unbiased for $\tilde{V}_{\tau\tau}$, and $\hat{V}_{\tau\tau} \hat{\rho}_t^2$ is asymptotically unbiased for $V_{\tau\tau} \rho_t^2$. Therefore, the variance estimator is asymptotically unbiased for

$$\tilde{V}_{\tau\tau} - \sum_{t=1}^T (1 - v_{kt, a_t}) V_{\tau\tau} \rho_t^2 \geq V_{\tau\tau} - \sum_{t=1}^T (1 - v_{kt, a_t}) V_{\tau\tau} \rho_t^2 \rightarrow \text{Var}_a \{ \sqrt{n}(\hat{\tau}_Y - \tau_Y) \mid \sqrt{n} \hat{\boldsymbol{\tau}}_{\mathbf{X}} \in \mathcal{T} \}.$$

Under ReG, according to Lemma A.9, $\hat{V}_{\tau\tau}$ is asymptotically unbiased for $\tilde{V}_{\tau\tau}$, $\hat{V}_{\tau\tau} \hat{R}^2$ is asymptotically unbiased for $V_{\tau\tau} R^2$, and $\hat{\mathbf{V}}_{\tau\mathbf{x}}$ is asymptotically unbiased for $\mathbf{V}_{\tau\mathbf{x}}$. Therefore, the variance estimator is asymptotically unbiased for

$$\begin{aligned} & \tilde{V}_{\tau\tau} - V_{\tau\tau} R^2 + \mathbf{V}_{\tau\mathbf{x}} \mathbf{V}_{\mathbf{x}\mathbf{x}}^{-1} \mathbf{V}_{\mathbf{x}\mathbf{x}, \phi} \mathbf{V}_{\mathbf{x}\mathbf{x}}^{-1} \mathbf{V}_{\mathbf{x}\tau} \\ & \geq V_{\tau\tau} (1 - R^2) + \mathbf{V}_{\tau\mathbf{x}} \mathbf{V}_{\mathbf{x}\mathbf{x}}^{-1} \mathbf{V}_{\mathbf{x}\mathbf{x}, \phi} \mathbf{V}_{\mathbf{x}\mathbf{x}}^{-1} \mathbf{V}_{\mathbf{x}\tau} \rightarrow \text{Var}_a \{ \sqrt{n}(\hat{\tau}_Y - \tau_Y) \mid \sqrt{n} \hat{\boldsymbol{\tau}}_{\mathbf{X}} \in \mathcal{G} \}. \end{aligned}$$

Above all, the variance estimators are asymptotically conservative.

A.3.2. Conservativeness of confidence interval

First, we consider ReM. According to Lemma A.9,

$$\sqrt{\hat{V}_{\tau\tau}} \left(\sqrt{1 - \hat{R}^2} \cdot \varepsilon_0 + \sqrt{\hat{R}^2} \cdot L_{K,a} \right) \xrightarrow{d} \sqrt{\tilde{V}_{\tau\tau,\infty} - V_{\tau\tau,\infty} R_\infty^2} \cdot \varepsilon_0 + \sqrt{V_{\tau\tau,\infty} R_\infty^2} \cdot L_{K,a}.$$

Thus $\nu_{1-\alpha/2}(\hat{R}^2) \sqrt{\hat{V}_{\tau\tau}}$ is consistent for the $(1-\alpha/2)$ th quantile of the distribution on the right hand side of the above formula, which is larger than or equal to $\nu_{1-\alpha/2}(R_\infty^2) \sqrt{V_{\tau\tau,\infty}}$ due to Proposition 3 and Lemma A.5.

Second, we consider ReMT. According to Lemma A.9,

$$\sqrt{\hat{V}_{\tau\tau}} \left(\hat{\rho}_{T+1} \varepsilon_0 + \sum_{t=1}^T \hat{\rho}_t L_{k_t, a_t} \right) \xrightarrow{d} \sqrt{\tilde{V}_{\tau\tau,\infty} - V_{\tau\tau,\infty} + V_{\tau\tau,\infty} \rho_{T+1,\infty}^2} \cdot \varepsilon_0 + \sum_{t=1}^T \sqrt{V_{\tau\tau,\infty} \rho_{t,\infty}^2} \cdot L_{k_t, a_t}.$$

Thus $\nu_{1-\alpha/2}(\hat{\rho}_1^2, \dots, \hat{\rho}_T^2) \sqrt{\hat{V}_{\tau\tau}}$ is consistent for the $(1-\alpha/2)$ th quantile of the distribution on the right hand side of above formula, which is larger than or equal to $\nu_{1-\alpha/2}(\rho_{1,\infty}^2, \dots, \rho_{T,\infty}^2) \sqrt{V_{\tau\tau,\infty}}$ due to Proposition 3, and Lemmas A.5 and A.6.

Finally, we consider ReG, and construct the confidence interval. Let $\hat{V}_\varepsilon = \hat{V}_{\tau\tau}(1 - \hat{R}^2)$ be the variance estimator for ε in (12). Let $q_\xi(\lambda)$ be the ξ th quantile of $\sqrt{\lambda} \varepsilon_0 + \hat{V}_{\tau\mathbf{x}} \mathbf{V}_{\mathbf{x}\mathbf{x}}^{-1} \mathbf{B} \mid \mathbf{B} \in \mathcal{G}$, where $\varepsilon_0 \sim \mathcal{N}(0, 1)$ is independent of $\mathbf{B} \sim \mathcal{N}(\mathbf{0}, \mathbf{V}_{\mathbf{x}\mathbf{x}})$. For any $\xi \geq 0.5$, let $\hat{q}_\xi = \max_{0 \leq \lambda \leq \hat{V}_\varepsilon} q_\xi(\lambda)$. The final confidence interval for τ_Y is then $[\hat{\tau}_Y - \hat{q}_{1-\alpha/2}/\sqrt{n}, \hat{\tau}_Y + \hat{q}_{1-\alpha/2}/\sqrt{n}]$. According to Lemma A.9, for any $\lambda \geq 0$,

$$\sqrt{\lambda} \varepsilon_0 + \hat{V}_{\tau\mathbf{x}} \mathbf{V}_{\mathbf{x}\mathbf{x}}^{-1} \mathbf{B} \mid \mathbf{B} \in \mathcal{G} \xrightarrow{d} \sqrt{\lambda} \varepsilon_0 + V_{\tau\mathbf{x},\infty} \mathbf{V}_{\mathbf{x}\mathbf{x},\infty}^{-1} \mathbf{B}_\infty \mid \mathbf{B}_\infty \in \mathcal{G}_\infty, \quad (\text{A.3})$$

where $\mathbf{B}_\infty \sim \mathcal{N}(\mathbf{0}, \mathbf{V}_{\mathbf{x}\mathbf{x},\infty})$. Let $\omega_{1-\alpha/2}(\lambda)$ be the $(1-\alpha/2)$ th quantile of the distribution on the right side of (A.3). Then $q_{1-\alpha/2}(\lambda)$ is consistent for $\omega_{1-\alpha/2}(\lambda)$. According to Lemma A.9, \hat{V}_ε is consistent for $\tilde{V}_{\tau\tau,\infty} - V_{\tau\tau,\infty} R_\infty^2 \geq V_{\tau\tau,\infty}(1 - R_\infty^2)$. Under some regularity conditions,

$$\hat{q}_{1-\alpha/2} = \max_{0 \leq \lambda \leq \hat{V}_\varepsilon} q_{1-\alpha/2}(\lambda) \xrightarrow{p} \max_{0 \leq \lambda \leq \tilde{V}_{\tau\tau,\infty} - V_{\tau\tau,\infty} R_\infty^2} \omega_{1-\alpha/2}(\lambda) \geq \omega_{1-\alpha/2}(V_{\tau\tau,\infty}(1 - R_\infty^2)).$$

When $\mathbf{V}_{\tau\mathbf{x}} \mathbf{V}_{\mathbf{x}\mathbf{x}}^{-1} \mathbf{B} \mid \mathbf{B} \in \mathcal{G}$ is unimodal, $\hat{q}_{1-\alpha/2} = q_{1-\alpha/2}(\hat{V}_\varepsilon)$ according to Lemma A.5.