

A mass, energy, enstrophy and vorticity conserving (MEEVC) mimetic spectral element discretization for the 2D incompressible Navier-Stokes equations

A. Palha^{a,*}, M. Gerritsma^b

^a*Eindhoven University of Technology, Department of Mechanical Engineering, P.O. Box 513, 5600 MB Eindhoven, The Netherlands*

^b*Delft University of Technology, Faculty of Aerospace Engineering, P.O. Box 5058, 2600 GB Delft, The Netherlands*

Abstract

In this work we present a mimetic spectral element discretization for the 2D incompressible Navier-Stokes equations that in the limit of vanishing dissipation exactly preserves mass, kinetic energy, enstrophy and total vorticity on unstructured grids. The essential ingredients to achieve this are: (i) a velocity-vorticity formulation in rotational form, (ii) a sequence of function spaces capable of exactly satisfying the divergence free nature of the velocity field, and (iii) a conserving time integrator. Proofs for the exact discrete conservation properties are presented together with numerical test cases on highly irregular grids.

Keywords: energy conserving discretization, mimetic discretization, enstrophy conserving discretization, spectral element method, incompressible Navier-Stokes equations

1. Introduction

1.1. Relevance of structure preserving methods

Structure-preserving discretizations are known for their robustness and accuracy. They conserve fundamental properties of the equations (mass, momentum, kinetic energy, etc). For example, it is well known that the application of conventional discretization techniques to inviscid flows generates artificial energy dissipation that pollutes the energy spectrum. For these reasons, structure-preserving discretizations have recently gained popularity.

For a long time, in the development of general circulation models used in weather forecast, it has been noticed that care must be taken in the construction of the discretization of physical laws. Phillips [1] verified that the long-time integration of non-linear convection terms resulted in the breakdown of numerical simulations independently of the time step, due to the amplification of weak instabilities. Later, Arakawa [2] proved that such instabilities can be avoided if the integral of the square of the advected quantity is conserved (kinetic energy, enstrophy in 2D, for example). Staggered finite difference discretizations that avoid these instabilities have been introduced both by Harlow and Welch [3] and Arakawa and his collaborators [4, 5]. Lilly [6] showed that these discretizations could conserve momentum, energy and circulation. At the same time, Piacsek and Williams [7] connected the conservation of energy with the preservation of skew-symmetry of the convection operator at the discrete level. These ideas of staggering the discrete physical quantities and of preserving the skew-symmetry of the convection operator have been successfully explored by several authors aiming to construct more robust and accurate numerical methods.

In this work we focus on the incompressible Navier-Stokes equations, particularly convection-dominated flow problems (e.g. wind turbine wake aerodynamics). It is widely known that in the absence of external forces and viscosity these equations contain important symmetries or invariants, e.g. [8–11], such as conservation of kinetic energy. A straightforward discretization using standard methods does not guarantee the conservation of these invariants. Discrete energy conservation is important from a physical point of view, especially for turbulent flow simulations when Direct Numerical Simulation (DNS) or Large Eddy Simulation (LES) are used. In these cases, the accurate reproduction

*Corresponding author

Email address: a.palha@tue.nl (A. Palha)

of the energy spectrum is essential to generate the associated energy cascade. The numerical diffusion inherent (and sometimes essential) to many discretizations can dominate both the molecular diffusion contribution (DNS) and the sub-grid model contribution (LES). This negatively affects the energy spectrum and consequently the energy cascade. Energy-conserving discretizations ensure that all diffusion is modelled and not a product of discretization errors. For this reason, many authors have shown that energy-conserving schemes are essential both for DNS (e.g. [12–16]) and LES simulations (e.g. [17–22]). In addition, discrete kinetic energy conservation provides a non-linear stability bound to the solution (e.g. [23, 24]). This bound relaxes the characteristic stability constraints of standard methods, allowing the choice of mesh and time step size to be based only on accuracy requirements. This is particularly relevant for LES where mesh sizes have to be kept as large as possible, due to the still significant computational effort required for this approach. Energy-conserving methods generate well-behaved global errors and adequate physical behaviour, even on coarse meshes.

In two-dimensions, enstrophy is another conserved quantity of the flow when external forces and viscosity are not present. The classical Arakawa scheme [2] and derived schemes exploit both the conservation of energy and enstrophy. By doing so, these methods have far better long time simulation properties than competing methods that do not conserve these two quantities.

1.2. Overview of structure preserving methods

Two of the most used approaches to construct energy preserving discretizations are: (i) staggering and (ii) skew-symmetrization of the convective operator.

Most staggered grid methods date back to the pioneering work of Harlow and Welch [3], and Arakawa and colleagues [4, 5]. These methods employ a discretization that distributes the different physical quantities (pressure, velocity, vorticity, etc) at different locations in the mesh (vertices, faces, cell centres). It can be shown that, by doing so, important conservation properties can be maintained. Due to its success, much attention has been given to this approach and several extensions to the original work have been made by several authors. Morinishi [25] has developed a high-order version on Cartesian grids. Extensions to non-uniform meshes have been presented for example in [26] for structured quadrilateral meshes and by several authors [27–30] for simplicial meshes.

The advantages of exploiting the skew-symmetry of the convection operator at the discrete level, were first identified by Piacsek [7]. Following his ideas, Verstappen and Veldman [15, 16, 31] and later Knicker [32] constructed high order discretizations on Cartesian grids with substantially improved properties. Kok [33] presents another formulation valid on curvilinear grids. The extension to simplicial grids has been reported for example in the works of Vasilyev [34], Veldman [35] and van't Hof [36].

At another level, Perot [37] suggested that a connection exists between the skew-self-adjoint formulation presented by Tadmor [38] and box schemes. Box schemes or Keller box schemes are a class of numerical methods originally introduced by Wendroff [39] for hyperbolic problems and later popularized by Keller [40, 41] for parabolic problems. This method is face-based and space and time are coupled by introducing a space-time control volume. This method is known to be physically accurate and successful application has been reported in [42–45]. More recently, this method has been shown to be multisymplectic by Ascher [46] and Frank [47]. Perot, [48], also established a relation between box schemes and discrete calculus and generalized it to arbitrary meshes.

Although most of the literature on the simulation of incompressible Navier-Stokes flows has been performed using finite difference and finite volume methods, finite element methods have also been actively used and shared many of the developments already discussed for finite differences and finite volumes. One of the initial challenges in using finite elements for flow simulations lies in the fact that specific finite element subspaces must be used to discretize the different physical quantities. The finite element subspaces must satisfy the Ladyzhenskaya-Babuska-Brezzi (LBB) (or inf-sup) compatibility condition (see [49]), otherwise instability ensues. Several families of suitable finite elements have been proposed in the literature, the most common being the Taylor-Hood family (Taylor and Hood [50]) and the Crouzeix-Raviart family (Crouzeix and Raviart [51]). The underlying idea behind these different finite element families is to use different polynomial orders for velocity and pressure. In essence, this is intimately related to the staggering approach already discussed in the context of finite differences and finite volumes. Staggering is explicitly mentioned in some finite element work, for example [52–56]. Another important aspect when using finite elements is the weak formulation used for the convection term. Some of these forms (rotational and skew-symmetric) can retain important symmetries of the original system of equations, this has been reported for example in [57–60]. Ensuring

conservation in finite element discretizations is not straightforward, nevertheless examples in the literature exist, e.g. [61, 62]. Also within the context of finite elements, Rebholz and co-authors, e.g. [63, 64], have developed several velocity-vorticity discretizations for the 3D Navier-Stokes equations. These discretizations are capable of conserving both energy and helicity.

One final aspect when discussing existing structure preserving methods is time integration. Many of the conserving methods reported in the literature present proofs regarding spatial discretization. Nevertheless, when discrete time evolution is taken into account many time integrators destroy the nice properties of the spatial discretization. The relevance of time integration for the construction of structure preserving discretizations has been analyzed by Sandeher [24].

1.3. Overview of mimetic discretizations

Over the years numerical analysts have developed numerical schemes which preserve some of the structure of the differential models they aim to approximate, so in that respect the whole structure preserving idea is not new. One of the contributions of mimetic methods is to identify the proper language in which to encode these structures/symmetries is the language of differential geometry. Another novel aspect of mimetic discretizations is the identification of the metric-free part of differential models, which can (and should) be conveniently described in terms of algebraic topology. A general introduction and overview to spatial and temporal mimetic/geometric methods can be found in [37, 65–67].

The relation between differential geometry and algebraic topology in physical theories was first established by Tonti [68]. Around the same time Dodziuk [69] set up a finite difference framework for harmonic functions based on Hodge theory. Both Tonti and Dodziuk introduce differential forms and cochain spaces as the building blocks for their theory. The relation between differential forms and cochains is established by the Whitney map (k -cochains $\rightarrow k$ -forms) and the de Rham map (k -forms $\rightarrow k$ -cochains). The interpolation of cochains to differential forms on a triangular grid was already established by Whitney, [70]. These interpolatory forms are now known as the *Whitney forms*.

Hyman and Scovel [71] set up the discrete framework in terms of cochains, which are the natural building blocks of finite volume methods. Later Bochev and Hyman [72] extended this work and derived discrete operators such as the discrete wedge product, the discrete codifferential, the discrete inner product, etc.

In a finite difference/volume context Robidoux, Hyman, Steinberg and Shashkov, [73–80] used symmetry considerations to discretize diffusion problems on rough grids and with non-smooth anisotropic diffusion coefficients. In a more recent paper by Robidoux and Steinberg [81] a discrete vector calculus in a finite difference setting is presented. Here the differential operators grad, curl and div are exactly represented at the discrete level and the numerical approximations are all contained in the constitutive relations, which are already polluted by modeling and experimental error. For mimetic finite differences, see also Brezzi et al. [82, 83].

The application of mimetic ideas to unstructured staggered grids has been extensively studied by Perot, [29, 84–87]. Especially in [37] where the rationale of preserving symmetries in numerical algorithms is lucidly described. The most *geometric approach* is described in the work by Desbrun et al. [88–91] and the thesis by Hirani [92].

The *Japanese papers* by Bossavit, [93–97], serve as an excellent introduction and motivation for the use of differential forms in the description of physics and the use in numerical modeling. The field of application is electromagnetism, but these papers are sufficiently general to extend to other physical theories.

In a series of papers by Arnold, Falk and Winther, [98–100], a finite element exterior calculus framework is developed. Higher order methods are also described by Rapetti [101, 102] and Hiptmair [103]. Possible extensions to spectral methods were described by Robidoux, [104]. A different approach for constructing arbitrary order mimetic finite elements has been proposed by the authors [105–111].

Extensions of these ideas to polyhedral meshes have been proposed by Ern, Bonelle and co-authors in [112–115] and by Brezzi and co-authors in [116–119]. These approaches provide more geometrical flexibility while maintaining fundamental structure preserving properties.

Mimetic isogeometric discretizations have been introduced by Buffa et al. [120], Evans and Hughes [121], and Hiemstra et al. [122].

Another approach develops a discretization of the physical field laws based on a discrete variational principle for the discrete Lagrangian action. This approach has been used in the past to construct variational integrators for

Lagrangian systems, e.g. [123, 124]. Recently, Kraus and Maj [125] have used the method of formal Lagrangians to derive generalized Lagrangians for non-Lagrangian systems of equations. This allows to apply variational techniques to construct structure preserving discretizations on a much wider range of systems.

1.4. Outline of paper

In this work we present a new exact mass, energy, enstrophy and vorticity conserving (MEEVC) mimetic spectral element solver for the 2D incompressible Navier-Stokes equations. The essential ingredients to achieve this are: (i) a velocity-vorticity formulation in rotational form, (ii) a sequence of function spaces capable of exactly satisfying the divergence free nature of the velocity field, and (iii) a conserving time integrator. This results in a set of two decoupled equations: one for the evolution of velocity and another one for the evolution of vorticity.

In Section 2 we present the spatial discretization. We start by introducing the (\vec{u}, ω) formulation based in the rotational form in Section 2.1 and then in Section 2.2 the finite element discretization is discussed. This is followed by the temporal discretization in Section 3. Once we have introduced the numerical discretization its conservation properties are proved in Section 4. In Section 5 the method is applied and tested on two test cases. We start by testing the accuracy of the method with a Taylor-Green vortex, for which the analytical solution is known. We finalize the test cases with an inviscid shear layer roll-up test to illustrate the conservation properties of the method. In Section 6 we conclude with a discussion of the merits and limitations of this solver and future extensions.

2. Spatial discretization

2.1. The (\vec{u}, ω) formulation in rotational form

The evolution of 2D viscous incompressible flows is governed by the Navier-Stokes equations, which are most commonly expressed as a set of conservation laws for momentum and mass involving the velocity \vec{u} and pressure p :

$$\begin{cases} \frac{\partial \vec{u}}{\partial t} + (\vec{u} \cdot \nabla) \vec{u} + \nabla p = \nu \Delta \vec{u} + \vec{s}, \\ \nabla \cdot \vec{u} = 0, \end{cases} \quad (1)$$

with ν the kinematic viscosity, \vec{s} the body force per unit mass, and $\Delta = \nabla \cdot \nabla$ the Laplace operator. These equations are valid on the fluid domain Ω , together with suitable initial and boundary conditions. In this work we consider only periodic boundary conditions and we set $\vec{s} = 0$.

The form of the Navier-Stokes equations presented in (1) is the so called *convective form*. Its name stems from the particular form of the nonlinear term $(\vec{u} \cdot \nabla) \vec{u}$, which underlines its convective nature. This form is not unique. Using well known vector calculus identities it is possible to rewrite the nonlinear term in three other forms, see for example Zang [126], Morinishi [25], and Rønquist [59].

The first alternative, called *divergence form* or *conservative form*, expresses the nonlinear term as a divergence:

$$\begin{cases} \frac{\partial \vec{u}}{\partial t} + \nabla \cdot (\vec{u} \otimes \vec{u}) + \nabla p = \nu \Delta \vec{u}, \\ \nabla \cdot \vec{u} = 0. \end{cases} \quad (2)$$

The second alternative is obtained as a linear combination of the convective and divergence forms, producing a skew-symmetric nonlinear term, thus its name *skew-symmetric form*:

$$\begin{cases} \frac{\partial \vec{u}}{\partial t} + \frac{1}{2} (\vec{u} \cdot \nabla) \vec{u} + \frac{1}{2} \nabla \cdot (\vec{u} \otimes \vec{u}) + \nabla p = \nu \Delta \vec{u}, \\ \nabla \cdot \vec{u} = 0. \end{cases} \quad (3)$$

The third and final alternative we consider here, the *rotational form*, makes use of the vorticity $\omega := \nabla \times \vec{u}$:

$$\begin{cases} \frac{\partial \vec{u}}{\partial t} + \omega \times \vec{u} + \nabla \bar{p} = \nu \Delta \vec{u}, \\ \nabla \cdot \vec{u} = 0, \end{cases} \quad (4)$$

where the static pressure p has been replaced by the total pressure $\bar{p} := \frac{1}{2}\vec{u} \cdot \vec{u} + p$.

A different, but equivalent, approach used to describe fluid flow problems resorts to expressing the momentum equation in terms of the vorticity ω . By taking the curl of the momentum equation and using the kinematic definition $\omega := \nabla \times \vec{u}$ we can obtain the flow equations based on vorticity transport:

$$\begin{cases} \frac{\partial \omega}{\partial t} + \frac{1}{2}(\vec{u} \cdot \nabla)\omega + \frac{1}{2}\nabla \cdot (\vec{u}\omega) = \nu\Delta\omega, \\ \nabla \cdot \vec{u} = 0, \\ \omega = \nabla \times \vec{u}. \end{cases} \quad (5)$$

This velocity-vorticity (\vec{u}, ω) formulation of the Navier-Stokes equations is of particular interest for vortex dominated flows, see for example Gatski [127] for an overview and Daube [128] and Clercx [129] for applications.

All these different ways of expressing the governing equations of fluid flow are equivalent at the continuous level. As stated before, one can start with (1) and derive all other sets of equations simply by using well known vector calculus identities and definitions. The often overlooked aspect is that each of these formulations leads to a different discretization, with its own set of properties, e.g. [25, 59, 126, 127]. Only in the limit of vanishing mesh size ($h \rightarrow 0$) are the discretizations expected to be equivalent. This introduces an additional degree of freedom associated to the choice of formulation that, combined with the discretization approach to use, will determine the final properties of the method.

In this work we construct a (\vec{u}, ω) formulation by combining the rotational form (4) with the vorticity transport equation (5), similar to the work of Benzi et al. [130] and Lee et al. [131]:

$$\begin{cases} \frac{\partial \vec{u}}{\partial t} + \omega \times \vec{u} + \nabla \bar{p} = -\nu \nabla \times \omega, \\ \frac{\partial \omega}{\partial t} + \frac{1}{2}(\vec{u} \cdot \nabla)\omega + \frac{1}{2}\nabla \cdot (\vec{u}\omega) = \nu\Delta\omega, \\ \nabla \cdot \vec{u} = 0, \end{cases} \quad (6)$$

where we use the vector calculus identity $\Delta \vec{u} = \nabla(\nabla \cdot \vec{u}) - \nabla \times \nabla \times \vec{u}$ to derive the equality $\Delta \vec{u} = -\nabla \times \omega$.

An important aspect we wish to stress at this point is that although at the continuous level the kinematic definition $\omega := \nabla \times \vec{u}$ is valid, at the discrete level it is not always guaranteed that this identity holds. In fact, in the discretization presented here this identity is satisfied only approximately. This, as will be seen, enables the construction of a mass, energy, enstrophy and vorticity conserving discretization.

2.2. Finite element discretization

In this work we set out to construct a finite element discretization for the Navier-Stokes equations as given by (6). In particular we use a mixed finite element formulation, for more details on the mixed finite elements see for example [49]. The first step for developing this discretization is the construction of the weak form of (6):

$$\left\{ \begin{array}{l} \text{Find } \vec{u} \in H(\text{div}, \Omega), \bar{p} \in L^2(\Omega) \text{ and } \omega \in H(\text{curl}, \Omega) \text{ such that:} \\ \langle \frac{\partial \vec{u}}{\partial t}, \vec{v} \rangle_{\Omega} + \langle \omega \times \vec{u}, \vec{v} \rangle_{\Omega} - \langle \bar{p}, \nabla \cdot \vec{v} \rangle_{\Omega} = -\nu \langle \nabla \times \omega, \vec{v} \rangle_{\Omega}, \quad \forall \vec{v} \in H(\text{div}, \Omega), \\ \langle \frac{\partial \omega}{\partial t}, \xi \rangle_{\Omega} - \frac{1}{2} \langle \omega, \nabla \cdot (\vec{u}\xi) \rangle_{\Omega} + \frac{1}{2} \langle \nabla \cdot (\vec{u}\omega), \xi \rangle_{\Omega} = \nu \langle \nabla \times \omega, \nabla \times \xi \rangle_{\Omega}, \quad \forall \xi \in H(\text{curl}, \Omega), \\ \langle \nabla \cdot \vec{u}, q \rangle_{\Omega} = 0, \quad \forall q \in L^2(\Omega), \end{array} \right. \quad (7)$$

where we have used integration by parts and the periodic boundary conditions to obtain the identities $\langle \bar{p}, \nabla \cdot \vec{v} \rangle_{\Omega} = -\langle \nabla \bar{p}, \vec{v} \rangle_{\Omega}$, $\langle \omega, \nabla \cdot (\vec{u}\xi) \rangle_{\Omega} = -\langle (\vec{u} \cdot \nabla)\omega, \xi \rangle_{\Omega}$ and $\langle \nabla \times \omega, \nabla \times \xi \rangle_{\Omega} = \langle \Delta \omega, \xi \rangle_{\Omega}$. The space $L^2(\Omega)$ corresponds to square integrable functions and the spaces $H(\text{div}, \Omega)$ and $H(\text{curl}, \Omega)$ contain square integrable functions whose divergence and curl are also square integrable.

The second step is the definition of conforming finite dimensional function spaces, where we will seek our discrete solutions for velocity \vec{u}_h , pressure \bar{p}_h and vorticity ω_h :

$$\vec{u}_h \in U_h \subset H(\text{div}, \Omega), \quad \bar{p}_h \in Q_h \subset L^2(\Omega) \quad \text{and} \quad \omega_h \in W_h \subset H(\text{curl}, \Omega). \quad (8)$$

As usual, each of these finite dimensional function spaces, U_h , Q_h and W_h , has an associated finite set of basis functions, $\vec{\epsilon}_i^U$, ϵ_i^Q , ϵ_i^W , such that

$$U_h = \text{span}\{\vec{\epsilon}_1^U, \dots, \vec{\epsilon}_{d_U}^U\}, \quad Q_h = \text{span}\{\epsilon_1^Q, \dots, \epsilon_{d_Q}^Q\} \quad \text{and} \quad W_h = \text{span}\{\epsilon_1^W, \dots, \epsilon_{d_W}^W\}, \quad (9)$$

where d_U , d_Q and d_W denote the dimension of the discrete function spaces and therefore correspond to the number of degrees of freedom for each of the unknowns. As a consequence, the approximate solutions for velocity, pressure and vorticity can be expressed as a linear combination of these basis functions

$$\vec{u}_h := \sum_{i=1}^{d_U} u_i \vec{\epsilon}_i^U, \quad \bar{p}_h := \sum_{i=1}^{d_Q} p_i \epsilon_i^Q \quad \text{and} \quad \omega_h := \sum_{i=1}^{d_W} \omega_i \epsilon_i^W, \quad (10)$$

with u_i , p_i and ω_i the degrees of freedom of velocity, total pressure and vorticity, respectively. Since the Navier-Stokes equations form a time dependent set of equations, in general these coefficients will be time dependent, $u_i = u_i(t)$, $p_i = p_i(t)$ and $\omega_i = \omega_i(t)$.

The choice of the finite dimensional function spaces dictates the properties of the discretization. In order to have exact conservation of mass we must exactly satisfy the divergence free constraint at the discrete level. A sufficient condition that guarantees divergence-free velocities, e.g. [100, 132, 133], is:

$$\{\nabla \cdot \vec{u}_h \mid \vec{u}_h \in U_h\} \subseteq Q_h. \quad (11)$$

In other words, the divergence operator must map U_h into Q_h :

$$U_h \xrightarrow{\nabla \cdot} Q_h. \quad (12)$$

If we set

$$U_h = \text{RT}_N \quad \text{and} \quad Q_h = \text{DG}_{N-1}, \quad (13)$$

where RT_N are the Raviart-Thomas elements of degree N , see [134, 135], and DG_{N-1} are the discontinuous Lagrange elements of degree $(N - 1)$, see [135], we satisfy (12), see for example [100] for a proof. Additionally, this pair of finite elements satisfies the LBB stability condition, see for example [100, 134].

What remains to define is the finite element space associated to the vorticity, W_h . Since we wish to exactly represent the diffusion term in the momentum equation $\langle \nabla \times \omega, \vec{v}_h \rangle_\Omega$ the space W_h must satisfy a relation similar to (11)

$$\{\nabla \times \omega_h \mid \omega_h \in W_h\} \subseteq U_h. \quad (14)$$

In other words, the curl operator must map W_h into U_h :

$$W_h \xrightarrow{\nabla \times} U_h. \quad (15)$$

The Lagrange elements of degree N , denoted by CG_N in [135], satisfy (15), see [100], therefore we set

$$W_h = \text{CG}_N. \quad (16)$$

Together, the combination of these three finite element spaces forms a Hilbert subcomplex

$$0 \longrightarrow W_h \xrightarrow{\nabla \times} U_h \xrightarrow{\nabla \cdot} Q_h \longrightarrow 0, \quad (17)$$

that mimics the 2D Hilbert complex associated to the continuous functional spaces:

$$0 \longrightarrow H(\text{curl}, \Omega) \xrightarrow{\nabla \times} H(\text{div}, \Omega) \xrightarrow{\nabla \cdot} L^2(\Omega) \longrightarrow 0. \quad (18)$$

The Hilbert complex is an important structure that is intimately related to the de Rham complex of differential forms. The construction of a discrete subcomplex is an important requirement to obtain stable and accurate finite element discretizations, see for example [93–97, 100, 105] for a detailed discussion.

The finite element spatial discretization used in this work to construct an approximate solution of (6) is then obtained by the following weak formulation

$$\left\{ \begin{array}{l} \text{Find } \vec{u}_h \in \text{RT}_N, \bar{p}_h \in \text{DG}_{N-1} \text{ and } \omega_h \in \text{CG}_N \text{ such that:} \\ \langle \frac{\partial \vec{u}_h}{\partial t}, \vec{v}_h \rangle_\Omega + \langle \omega_h \times \vec{u}_h, \vec{v}_h \rangle_\Omega - \langle \bar{p}_h, \nabla \cdot \vec{v}_h \rangle_\Omega = -\nu \langle \nabla \times \omega_h, \vec{v}_h \rangle_\Omega, \quad \forall \vec{v}_h \in \text{RT}_N, \\ \langle \frac{\partial \omega_h}{\partial t}, \xi_h \rangle_\Omega - \frac{1}{2} \langle \omega_h, \nabla \cdot (\vec{u}_h \xi_h) \rangle_\Omega + \frac{1}{2} \langle \nabla \cdot (\vec{u}_h \omega_h), \xi_h \rangle_\Omega = \nu \langle \nabla \times \omega_h, \nabla \times \xi_h \rangle_\Omega, \quad \forall \xi_h \in \text{CG}_N, \\ \langle \nabla \cdot \vec{u}_h, q_h \rangle_\Omega = 0, \quad \forall q_h \in \text{DG}_{N-1}. \end{array} \right. \quad (19)$$

Using the expansions for \vec{u}_h , \bar{p}_h and ω_h in (10), (19) can be rewritten as

$$\left\{ \begin{array}{l} \text{Find } \mathbf{u} \in \mathbb{R}^{d_U}, \bar{\mathbf{p}} \in \mathbb{R}^{d_Q} \text{ and } \boldsymbol{\omega} \in \mathbb{R}^{d_W} \text{ such that:} \\ \sum_{i=1}^{d_U} \frac{d u_i}{dt} \langle \vec{\epsilon}_i^U, \vec{\epsilon}_j^U \rangle_\Omega + \sum_{i=1}^{d_U} u_i \langle \omega_h \times \vec{\epsilon}_i^U, \vec{\epsilon}_j^U \rangle_\Omega - \sum_{k=1}^{d_Q} p_k \langle \epsilon_k^Q, \nabla \cdot \vec{\epsilon}_j^U \rangle_\Omega = -\nu \langle \nabla \times \omega_h, \vec{\epsilon}_j^U \rangle_\Omega, \quad j = 1, \dots, d_U, \\ \sum_{i=1}^{d_W} \frac{d \omega_i}{dt} \langle \epsilon_i^W, \epsilon_j^W \rangle_\Omega - \sum_{i=1}^{d_W} \frac{\omega_i}{2} \langle \epsilon_i^W, \nabla \cdot (\vec{u}_h \epsilon_j^W) \rangle_\Omega + \sum_{i=1}^{d_W} \frac{\omega_i}{2} \langle \nabla \cdot (\vec{u}_h \epsilon_i^W), \epsilon_j^W \rangle_\Omega = \nu \sum_{i=1}^{d_W} \omega_i \langle \nabla \times \epsilon_i^W, \nabla \times \epsilon_j^W \rangle_\Omega, \quad j = 1, \dots, d_W, \\ \sum_{i=1}^{d_U} u_i \langle \nabla \cdot \vec{\epsilon}_i^U, \epsilon_j^Q \rangle_\Omega = 0, \quad j = 1, \dots, d_Q, \end{array} \right. \quad (20)$$

with $\mathbf{u} := [u_1, \dots, u_{d_U}]^\top$, $\bar{\mathbf{p}} := [p_1, \dots, p_{d_Q}]^\top$ and $\boldsymbol{\omega} := [\omega_1, \dots, \omega_{d_W}]^\top$. Using matrix notation, (20) can be expressed more compactly as

$$\left\{ \begin{array}{l} \text{Find } \mathbf{u} \in \mathbb{R}^{d_U}, \bar{\mathbf{p}} \in \mathbb{R}^{d_Q} \text{ and } \boldsymbol{\omega} \in \mathbb{R}^{d_W} \text{ such that:} \\ \mathbf{M} \frac{d\mathbf{u}}{dt} + \mathbf{R} \mathbf{u} - \mathbf{P} \bar{\mathbf{p}} = -\nu \mathbf{l}, \\ \mathbf{N} \frac{d\boldsymbol{\omega}}{dt} - \frac{1}{2} \mathbf{W} \boldsymbol{\omega} + \frac{1}{2} \mathbf{W}^\top \boldsymbol{\omega} = \nu \mathbf{L} \boldsymbol{\omega}, \\ \mathbf{D} \mathbf{u} = 0, \end{array} \right. \quad (21)$$

The coefficients of the matrices \mathbf{M} , \mathbf{R} and \mathbf{P} , and the column vector \mathbf{l} are given by

$$\mathbf{M}_{ij} := \langle \vec{\epsilon}_j^U, \vec{\epsilon}_i^U \rangle_\Omega, \quad \mathbf{R}_{ij} := \langle \omega_h \times \vec{\epsilon}_j^U, \vec{\epsilon}_i^U \rangle_\Omega, \quad \mathbf{P}_{ij} := \langle \epsilon_j^Q, \nabla \cdot \vec{\epsilon}_i^U \rangle_\Omega \quad \text{and} \quad l_i := \langle \nabla \times \omega_h, \vec{\epsilon}_i^U \rangle_\Omega. \quad (22)$$

Similarly, the coefficients of the matrices \mathbf{N} , \mathbf{W} , \mathbf{L} and \mathbf{D} are given by

$$\mathbf{N}_{ij} := \langle \epsilon_j^W, \epsilon_i^W \rangle_\Omega, \quad \mathbf{W}_{ij} := \langle \epsilon_j^W, \nabla \cdot (\vec{u}_h \epsilon_i^W) \rangle_\Omega, \quad \mathbf{L}_{ij} := \langle \nabla \times \epsilon_j^W, \nabla \times \epsilon_i^W \rangle_\Omega \quad \text{and} \quad \mathbf{D}_{ij} := \langle \nabla \cdot \vec{\epsilon}_j^U, \epsilon_i^Q \rangle_\Omega. \quad (23)$$

3. Temporal discretization

In this section we present the time discretization. The choice of a time discretization is essential in preserving invariants. Not all time integrators satisfy conservation of energy, even though the spatial discretization imposes conservation of kinetic energy as a function of time, see [24]. In this work we choose to use a Gauss method. This time integrator is a type of collocation method based on Gauss quadrature. It is known to be an implicit Runge-Kutta method and to have optimal convergence order $2s$ for s stages. Two of its most attractive properties are that (i) it conserves energy when applied to the discretization of the Navier-Stokes equations, see [24], and (ii) it is time-reversible, see [67]. For a more detailed discussion of its properties and construction see [67]. Although any Gauss integrator could be used, we choose the lowest order, $s = 1$, also known as the *midpoint rule*, because it enables the construction of an explicit staggered integrator in time.

When applied to the solution of a 1D ordinary differential equation of the form

$$\begin{cases} \frac{df}{dt} = g(f(t), t), \\ f(0) = f_0, \end{cases} \quad (24)$$

the one stage Gauss integrator results in the following implicit time stepping scheme

$$\frac{f^k - f^{k-1}}{\Delta t} = g\left(\frac{f^k + f^{k-1}}{2}, t + \frac{\Delta t}{2}\right), \quad k = 1, \dots, M, \quad (25)$$

where $f^0 = f_0$, Δt is the time step and M is the number of time steps. The direct application of (25) to the discrete weak form (19) results in

$$\begin{cases} \text{Find } \vec{u}_h^{k+1} \in \text{RT}_N, \bar{p}_h^{k+1} \in \text{DG}_{N-1} \text{ and } \omega_h^{k+1} \in \text{CG}_N \text{ such that:} \\ \langle \frac{\vec{u}_h^{k+1} - \vec{u}_h^k}{\Delta t}, \vec{v}_h \rangle_\Omega + \langle \tilde{\omega}_h^{k+\frac{1}{2}} \times \frac{\vec{u}_h^{k+1} + \vec{u}_h^k}{2}, \vec{v}_h \rangle_\Omega - \langle \bar{p}_h^{k+\frac{1}{2}}, \nabla \cdot \vec{v}_h \rangle_\Omega = -\nu \langle \nabla \times \tilde{\omega}_h^{k+\frac{1}{2}}, \vec{v}_h \rangle_\Omega, \quad \forall \vec{v}_h \in \text{RT}_N, \\ \langle \frac{\omega_h^{k+1} - \omega_h^k}{\Delta t}, \xi_h \rangle_\Omega - \frac{1}{2} \langle \frac{\omega_h^{k+1} + \omega_h^k}{2}, \nabla \cdot (\tilde{u}_h^{k+\frac{1}{2}} \xi_h) \rangle_\Omega + \frac{1}{2} \langle \nabla \cdot \left(\tilde{u}_h^{k+\frac{1}{2}} \frac{\omega_h^{k+1} + \omega_h^k}{2} \right), \xi_h \rangle_\Omega = \nu \langle \nabla \times \frac{\omega_h^{k+1} + \omega_h^k}{2}, \nabla \times \xi_h \rangle_\Omega, \quad \forall \xi_h \in \text{CG}_N, \\ \langle \nabla \cdot \vec{u}_h^{k+1}, q_h \rangle_\Omega = 0, \quad \forall q_h \in \text{DG}_{N-1}, \end{cases} \quad (26)$$

where, for compactness of notation, we have set

$$\tilde{u}_h^{k+\frac{1}{2}} := \frac{\vec{u}_h^{k+1} + \vec{u}_h^k}{2} \quad \text{and} \quad \tilde{\omega}_h^{k+\frac{1}{2}} := \frac{\omega_h^{k+1} + \omega_h^k}{2}. \quad (27)$$

The time stepping scheme in (26) consists of a coupled system of nonlinear equations. Therefore its solution will necessarily require an iterative procedure, which is computationally expensive. To overcome this drawback, instead of defining all the unknown physical quantities \vec{u}_h , ω_h and \bar{p}_h , at the same time instants t^k we choose to stagger them in time. In this way it is possible to transform (26) into two systems of quasi-linear equations. The unknown vorticity and total pressure are defined at the integer time instants ω_h^k , \bar{p}_h^k and the unknown velocity is defined at the intermediate time instants $\vec{u}_h^{k+\frac{1}{2}}$, see Figure 1. Taking into account this staggered approach, (26) can be rewritten as

$$\begin{cases} \text{Find } \vec{u}_h^{k+\frac{3}{2}} \in \text{RT}_N, \bar{p}_h^{k+1} \in \text{DG}_{N-1} \text{ and } \omega_h^{k+1} \in \text{CG}_N \text{ such that:} \\ \langle \frac{\vec{u}_h^{k+\frac{3}{2}} - \vec{u}_h^{k+\frac{1}{2}}}{\Delta t}, \vec{v}_h \rangle_\Omega + \langle \omega_h^{k+1} \times \frac{\vec{u}_h^{k+\frac{3}{2}} + \vec{u}_h^{k+\frac{1}{2}}}{2}, \vec{v}_h \rangle_\Omega - \langle \bar{p}_h^{k+1}, \nabla \cdot \vec{v}_h \rangle_\Omega = -\nu \langle \nabla \times \omega_h^{k+1}, \vec{v}_h \rangle_\Omega, \quad \forall \vec{v}_h \in \text{RT}_N, \\ \langle \frac{\omega_h^{k+1} - \omega_h^k}{\Delta t}, \xi_h \rangle_\Omega - \frac{1}{2} \langle \frac{\omega_h^{k+1} + \omega_h^k}{2}, \nabla \cdot (\vec{u}_h^{k+\frac{1}{2}} \xi_h) \rangle_\Omega + \frac{1}{2} \langle \nabla \cdot \left(\vec{u}_h^{k+\frac{1}{2}} \frac{\omega_h^{k+1} + \omega_h^k}{2} \right), \xi_h \rangle_\Omega = \nu \langle \nabla \times \frac{\omega_h^{k+1} + \omega_h^k}{2}, \nabla \times \xi_h \rangle_\Omega, \quad \forall \xi_h \in \text{CG}_N, \\ \langle \nabla \cdot \vec{u}_h^{k+\frac{3}{2}}, q_h \rangle_\Omega = 0, \quad \forall q_h \in \text{DG}_{N-1}, \end{cases} \quad (28)$$

where $\vec{u}_h^{k+\frac{1}{2}}$ and ω_h^k are known at the start of each time step.

Using (21), it is possible to rewrite (28) in a compact matrix notation

$$\begin{cases} \text{Find } \mathbf{u}_h^{k+\frac{3}{2}} \in \mathbb{R}^{d_U}, \bar{\mathbf{p}}^{k+1} \in \mathbb{R}^{d_P} \text{ and } \boldsymbol{\omega}^{k+1} \in \mathbb{R}^{d_W} \text{ such that:} \\ \mathbf{M} \frac{\mathbf{u}_h^{k+\frac{3}{2}} - \mathbf{u}_h^{k+\frac{1}{2}}}{\Delta t} + \mathbf{R}^{k+1} \frac{\mathbf{u}_h^{k+\frac{3}{2}} + \mathbf{u}_h^{k+\frac{1}{2}}}{2} - \mathbf{P} \bar{\mathbf{p}}^{k+1} = -\nu \mathbf{t}^{k+1}, \\ \mathbf{N} \frac{\boldsymbol{\omega}^{k+1} - \boldsymbol{\omega}^k}{\Delta t} - \frac{1}{2} \mathbf{W}^{k+\frac{1}{2}} \frac{\boldsymbol{\omega}^{k+1} + \boldsymbol{\omega}^k}{2} + \frac{1}{2} (\mathbf{W}^{k+\frac{1}{2}})^\top \frac{\boldsymbol{\omega}^{k+1} + \boldsymbol{\omega}^k}{2} = \nu \mathbf{L} \frac{\boldsymbol{\omega}^{k+1} + \boldsymbol{\omega}^k}{2}, \\ \mathbf{D} \mathbf{u}_h^{k+\frac{3}{2}} = 0, \end{cases} \quad (29)$$

where all matrix operators are as in (22) and (23), with the exception of \mathbf{R}^{k+1} , $\mathbf{W}^{k+\frac{1}{2}}$ and \mathbf{I}^{k+1} , the coefficients of which are

$$\mathbf{R}_{ij}^{k+1} := \langle \omega_h^{k+1} \times \bar{\epsilon}_j^U, \bar{\epsilon}_i^U \rangle_\Omega, \quad \mathbf{I}_i^{k+1} := \langle \nabla \times \omega_h^{k+1}, \bar{\epsilon}_i^U \rangle_\Omega \quad \text{and} \quad \mathbf{W}_{ij}^{k+\frac{1}{2}} := \langle \epsilon_j^W, \nabla \cdot (\bar{u}_h^{k+\frac{1}{2}} \epsilon_i^W) \rangle_\Omega. \quad (30)$$

To start the iteration procedure $\bar{u}_h^{\frac{1}{2}}$ and ω_h^0 are required. Since only \bar{u}_h^0 and ω_h^0 are known, the first time step needs to be implicit, according to (26). Once \bar{u}_h^1 is known, (27) can be used to retrieve $\bar{u}_h^{\frac{1}{2}}$. The remaining time steps can then be computed explicitly with (28).

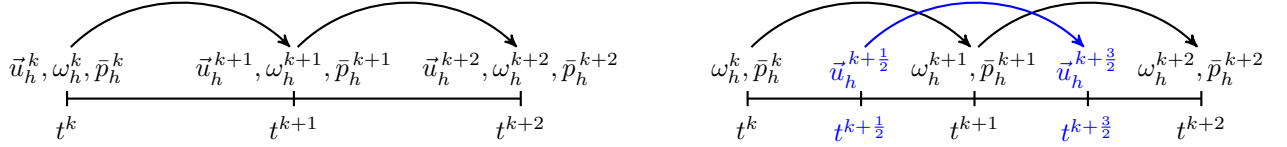


Figure 1: Diagram of the time stepping. Left: all unknowns at the same time instant, as in (26). Right: staggered in time unknowns, as in (28).

4. Conservation properties and time reversibility

It is known that in the absence of external forces and viscosity the incompressible Navier-Stokes equations contain important symmetries or invariants, e.g. [8–11]. Conservation of mass, energy, enstrophy and total vorticity are such invariants.

A discretization for the incompressible Navier-Stokes equations has been proposed in (28). In the following sections we prove its conservation properties, with respect to mass, energy, enstrophy and vorticity. Additionally, we also prove time reversibility.

4.1. Mass and vorticity conservation

Mass conservation is given by the divergence of the velocity field. Since with this discretization the discrete velocity field is exactly divergence free mass is conserved.

Regarding vorticity conservation, the time evolution of vorticity is governed by the vorticity transport equation, (6):

$$\frac{\partial \omega}{\partial t} + \frac{1}{2} (\bar{u} \cdot \nabla) \omega + \frac{1}{2} \nabla \cdot (\bar{u} \omega) = \nu \Delta \omega. \quad (31)$$

This equation, by (28), is discretized as

$$\left\{ \begin{array}{l} \text{Find } \omega_h^{k+1} \in \text{CG}_N \text{ such that:} \\ \langle \frac{\omega_h^{k+1} - \omega_h^k}{\Delta t}, \xi_h \rangle_\Omega - \frac{1}{2} \langle \frac{\omega_h^{k+1} + \omega_h^k}{2}, \nabla \cdot (\bar{u}_h^{k+\frac{1}{2}} \xi_h) \rangle_\Omega + \frac{1}{2} \langle \nabla \cdot (\bar{u}_h^{k+\frac{1}{2}} \frac{\omega_h^{k+1} + \omega_h^k}{2}), \xi_h \rangle_\Omega = \nu \langle \nabla \times \frac{\omega_h^{k+1} + \omega_h^k}{2}, \nabla \times \xi_h \rangle_\Omega, \quad \forall \xi_h \in \text{CG}_N, \end{array} \right. \quad (32)$$

Conservation of vorticity ω_h corresponds to

$$\int_\Omega \omega_h^{k+1} := \langle \omega_h^{k+1}, 1 \rangle = \langle \omega_h^k, 1 \rangle := \int_\Omega \omega_h^k. \quad (33)$$

Therefore, the proof of conservation of vorticity is obtained from evaluating (32) for the special case $\xi_h = 1$:

$$\langle \frac{\omega_h^{k+1} - \omega_h^k}{\Delta t}, 1 \rangle_\Omega - \frac{1}{2} \langle \frac{\omega_h^{k+1} + \omega_h^k}{2}, \nabla \cdot \bar{u}_h^{k+\frac{1}{2}} \rangle_\Omega + \frac{1}{2} \langle \nabla \cdot (\bar{u}_h^{k+\frac{1}{2}} \frac{\omega_h^{k+1} + \omega_h^k}{2}), 1 \rangle_\Omega = \nu \langle \nabla \times \frac{\omega_h^{k+1} + \omega_h^k}{2}, \nabla \times 1 \rangle_\Omega. \quad (34)$$

Since the function spaces have been chosen such that $\nabla \cdot \vec{u}_h = 0$ is satisfied exactly, see Section 2.2, equation (34) becomes

$$\langle \omega_h^{k+1}, 1 \rangle_\Omega + \frac{\Delta t}{2} \langle \nabla \cdot \left(\vec{u}_h^{k+\frac{1}{2}} \frac{\omega_h^{k+1} + \omega_h^k}{2} \right), 1 \rangle_\Omega = \langle \omega_h^k, 1 \rangle_\Omega. \quad (35)$$

The second term on the left hand side can be rewritten as

$$\langle \nabla \cdot \left(\vec{u}_h^{k+\frac{1}{2}} \frac{\omega_h^{k+1} + \omega_h^k}{2} \right), 1 \rangle_\Omega := \int_\Omega \nabla \cdot \left(\vec{u}_h^{k+\frac{1}{2}} \frac{\omega_h^{k+1} + \omega_h^k}{2} \right) = \int_{\partial\Omega} \left(\vec{u}_h^{k+\frac{1}{2}} \frac{\omega_h^{k+1} + \omega_h^k}{2} \right) \cdot \vec{n}, \quad (36)$$

with \vec{n} the outward unit normal at the boundary of Ω . At the continuous level, the boundary integral in (36) is trivially equal to zero for periodic boundary conditions, which is the case we will consider here. Note that since the domain is periodic, the nodes of the mesh at opposite sides of domain must coincide, otherwise the periodicity is lost. Since $\omega_h \in \text{CG}_N$, it is continuous across elements. In a similar way, the normal component of \vec{u}_h is continuous across elements because $\vec{u}_h \in \text{RT}_N$, see for example [100, 134, 135]. Therefore, in the case of periodic boundary conditions the boundary integral in (36) will still be exactly equal to zero and (35) becomes

$$\langle \omega_h^{k+1}, 1 \rangle_\Omega = \langle \omega_h^k, 1 \rangle_\Omega, \quad (37)$$

which proves that vorticity \mathcal{W}_h^k is conserved because

$$\mathcal{W}_h^{k+1} := \langle \omega_h^{k+1}, 1 \rangle_\Omega = \langle \omega_h^k, 1 \rangle_\Omega =: \mathcal{W}_h^k \quad (38)$$

is conserved.

4.2. Kinetic energy conservation

Kinetic energy conservation is one of the two *secondary conservation* properties of the numerical solver proposed in this work. Here we prove that total kinetic energy \mathcal{K} is conserved by (28).

At the continuous level, kinetic energy is defined as proportional to the $L^2(\Omega)$ norm of the velocity velocity

$$\mathcal{K} := \frac{1}{2} \|\vec{u}\|_{L^2(\Omega)}^2 := \frac{1}{2} \langle \vec{u}, \vec{u} \rangle, \quad (39)$$

is conserved in the inviscid limit $\nu = 0$, see for example [10, 11]. This definition can be directly extended to the discrete level as

$$\mathcal{K}_h := \frac{1}{2} \|\vec{u}_h\|_{L^2(\Omega)}^2 := \frac{1}{2} \langle \vec{u}_h, \vec{u}_h \rangle. \quad (40)$$

Therefore, kinetic energy conservation at the discrete level corresponds to

$$\mathcal{K}_h^{k+\frac{3}{2}} := \frac{1}{2} \langle \vec{u}_h^{k+\frac{3}{2}}, \vec{u}_h^{k+\frac{3}{2}} \rangle = \frac{1}{2} \langle \vec{u}_h^{k+\frac{1}{2}}, \vec{u}_h^{k+\frac{1}{2}} \rangle := \mathcal{K}_h^{k+\frac{1}{2}}. \quad (41)$$

To prove this identity we take the first equation in (28) (momentum equation) in the inviscid limit $\nu = 0$ and choose $\vec{v}_h = \frac{1}{2} \vec{u}_h^{k+\frac{3}{2}} + \frac{1}{2} \vec{u}_h^{k+\frac{1}{2}}$, resulting in

$$\frac{1}{2} \left\langle \frac{\vec{u}_h^{k+\frac{3}{2}} - \vec{u}_h^{k+\frac{1}{2}}}{\Delta t}, \vec{u}_h^{k+\frac{3}{2}} + \vec{u}_h^{k+\frac{1}{2}} \right\rangle_\Omega + \frac{1}{2} \langle \omega_h^{k+1} \times \frac{\vec{u}_h^{k+\frac{3}{2}} + \vec{u}_h^{k+\frac{1}{2}}}{2}, \vec{u}_h^{k+\frac{3}{2}} + \vec{u}_h^{k+\frac{1}{2}} \rangle_\Omega - \frac{1}{2} \langle \bar{p}_h^{k+1}, \nabla \cdot (\vec{u}_h^{k+\frac{3}{2}} + \vec{u}_h^{k+\frac{1}{2}}) \rangle_\Omega = 0. \quad (42)$$

The term involving the total pressure \bar{p}_h is identically zero because the velocity field is divergence free at every time step, due to the particular choice of function spaces, as discussed in Section 2.2. After rearranging, equation (42) then becomes

$$\frac{1}{2} \langle \vec{u}_h^{k+\frac{3}{2}}, \vec{u}_h^{k+\frac{3}{2}} \rangle_\Omega + \frac{\Delta t}{2} \langle \omega_h^{k+1} \times \frac{\vec{u}_h^{k+\frac{3}{2}} + \vec{u}_h^{k+\frac{1}{2}}}{2}, \vec{u}_h^{k+\frac{3}{2}} + \vec{u}_h^{k+\frac{1}{2}} \rangle_\Omega = \frac{1}{2} \langle \vec{u}_h^{k+\frac{1}{2}}, \vec{u}_h^{k+\frac{1}{2}} \rangle_\Omega. \quad (43)$$

Because of Lemma 1.3 in [136], (43) becomes

$$\frac{1}{2} \langle \vec{u}_h^{k+\frac{3}{2}}, \vec{u}_h^{k+\frac{3}{2}} \rangle_\Omega = \frac{1}{2} \langle \vec{u}_h^{k+\frac{1}{2}}, \vec{u}_h^{k+\frac{1}{2}} \rangle_\Omega,$$

which proves (41).

4.3. Enstrophy conservation

The second *secondary conservation* property of the numerical solver presented here is enstrophy conservation. We then proceed to prove conservation of enstrophy \mathcal{E} at the discrete level.

Similarly to kinetic energy, enstrophy is defined as proportional to the $L^2(\Omega)$ norm of vorticity

$$\mathcal{E} := \frac{1}{2} \|\omega\|_{L^2(\Omega)} := \langle \omega, \omega \rangle_{\Omega}, \quad (44)$$

and is also a conserved quantity in the inviscid limit $\nu = 0$, see for example [10, 11]. This definition can be straightforwardly extended to the discrete level as

$$\mathcal{E}_h := \frac{1}{2} \|\omega_h\|_{L^2(\Omega)} := \langle \omega_h, \omega_h \rangle_{\Omega}, \quad (45)$$

This directly implies that conservation of enstrophy at the discrete level requires that

$$\mathcal{E}_h^{k+1} := \frac{1}{2} \langle \omega_h^{k+1}, \omega_h^{k+1} \rangle = \frac{1}{2} \langle \omega_h^k, \omega_h^k \rangle := \mathcal{E}_h^k. \quad (46)$$

The proof of enstrophy conservation follows a similar approach to the one used for the proof of energy conservation. In this case we start with the second equation in (28) (vorticity transport equation) in the inviscid limit $\nu = 0$ and choose $\xi_h = \frac{1}{2}\omega_h^{k+1} + \frac{1}{2}\omega_h^k$, obtaining

$$\frac{1}{2} \left\langle \frac{\omega_h^{k+1} - \omega_h^k}{\Delta t}, \omega_h^{k+1} + \omega_h^k \right\rangle_{\Omega} - \frac{1}{4} \left\langle \frac{\omega_h^{k+1} + \omega_h^k}{2}, \nabla \cdot \left(\vec{u}_h^{k+\frac{1}{2}} (\omega_h^{k+1} + \omega_h^k) \right) \right\rangle_{\Omega} + \frac{1}{4} \left\langle \nabla \cdot \left(\vec{u}_h^{k+\frac{1}{2}} \frac{\omega_h^{k+1} + \omega_h^k}{2} \right), \omega_h^{k+1} + \omega_h^k \right\rangle_{\Omega} = 0. \quad (47)$$

The last two terms on the left hand side of (47) are equal and have opposite signs, therefore cancelling each other. Conservation of enstrophy then follows directly.

4.4. Time reversibility

It is well known that the Navier-Stokes equations in the inviscid limit $\nu = 0$ are time reversible, e.g. [10, 137]. This important property has served in the past as a benchmark for numerical flow solvers [137] and for the construction of improved LES subgrid models [138], for example. It is intimately related to the numerical dissipation and therefore it is desirable to satisfy it.

To prove time reversibility of the proposed scheme we follow the same approach presented by Hairer et al. in [67]. Our time integrator $\Phi_{\Delta t}$ is a *one-step* method since it uses only the information of the previous time step:

$$\Phi_{\Delta t}(\vec{u}_h^{k+\frac{1}{2}}, \omega_h^k) = (\vec{u}_h^{k+\frac{3}{2}}, \omega_h^{k+1}).$$

A numerical one-step method $\Phi_{\Delta t}$ is *time-reversible*, if it satisfies, see Hairer et al. [67],

$$\Phi_{\Delta t} \circ \Phi_{-\Delta t} = id \quad \text{or equivalently} \quad \Phi_{\Delta t} = \Phi_{-\Delta t}^{-1}.$$

To prove time reversibility of our method we will show that $\Phi_{\Delta t} \circ \Phi_{-\Delta t} = id$.

Start with known velocity $\vec{u}_h^{k+\frac{1}{2}}$ at time instant $t^{k+\frac{1}{2}}$ and known vorticity ω_h^k at time instant t^k . Advance both quantities one time step to obtain the velocity $\vec{u}_h^{k+\frac{3}{2}}$ at time instant $t^{k+\frac{3}{2}}$ and the vorticity ω_h^{k+1} at the time instant t^{k+1} . Reverse time and compute one time step. If the numerical method is time reversible the initial velocity and vorticity fields must be retrieved, as represented in Figure 2. First we prove the reversibility of the vorticity time step and then the reversibility of the velocity time step.

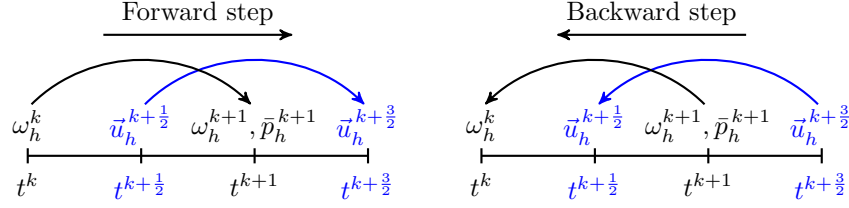


Figure 2: Diagram of time reversibility. Left: forward step. Right: backward step.

4.4.1. Reversibility of vorticity time step

In the inviscid limit $\nu = 0$, the forward vorticity time step, Figure 2 left, which advances the vorticity field from the time instant t^k to the time instant t^{k+1} is given by the second equation in (28) (vorticity transport equation)

$$\left\{ \begin{array}{l} \text{Find } \omega_h^{k+1} \in \text{CG}_N \text{ such that:} \\ \left\langle \frac{\omega_h^{k+1} - \omega_h^k}{\Delta t}, \xi_h \right\rangle_\Omega - \frac{1}{2} \left\langle \frac{\omega_h^{k+1} + \omega_h^k}{2}, \nabla \cdot \left(\vec{u}_h^{k+\frac{1}{2}} \xi_h \right) \right\rangle_\Omega + \frac{1}{2} \left\langle \nabla \cdot \left(\vec{u}_h^{k+\frac{1}{2}} \frac{\omega_h^{k+1} + \omega_h^k}{2} \right), \xi_h \right\rangle_\Omega = 0, \quad \forall \xi_h \in \text{CG}_N. \end{array} \right. \quad (48)$$

Using (29), this expression can be rewritten in matrix notation as an algebraic system of equations:

$$\mathbf{N} \frac{\omega^{k+1} - \omega^k}{\Delta t} - \frac{1}{2} \mathbf{W}^{k+\frac{1}{2}} \frac{\omega^{k+1} + \omega^k}{2} + \frac{1}{2} (\mathbf{W}^{k+\frac{1}{2}})^\top \frac{\omega^{k+1} + \omega^k}{2} = 0. \quad (49)$$

Rearranging this expression it is possible to solve for ω^{k+1}

$$\omega^{k+1} = \left(\mathbf{N} - \frac{\Delta t}{4} \mathbf{W}^{k+\frac{1}{2}} + \frac{\Delta t}{4} (\mathbf{W}^{k+\frac{1}{2}})^\top \right)^{-1} \left(\mathbf{N} + \frac{\Delta t}{4} \mathbf{W}^{k+\frac{1}{2}} - \frac{\Delta t}{4} (\mathbf{W}^{k+\frac{1}{2}})^\top \right) \omega^k. \quad (50)$$

If we now introduce the compact notation

$$\mathbf{A}_- := \mathbf{N} - \frac{\Delta t}{4} \mathbf{W}^{k+\frac{1}{2}} + \frac{\Delta t}{4} (\mathbf{W}^{k+\frac{1}{2}})^\top \quad \text{and} \quad \mathbf{A}_+ := \mathbf{N} + \frac{\Delta t}{4} \mathbf{W}^{k+\frac{1}{2}} - \frac{\Delta t}{4} (\mathbf{W}^{k+\frac{1}{2}})^\top, \quad (51)$$

equation (50) becomes

$$\omega^{k+1} = \mathbf{A}_-^{-1} \mathbf{A}_+ \omega^k. \quad (52)$$

The backward time step for vorticity, Figure 2 right, is obtained by substituting Δt by $-\Delta t$. Substituting this transformation in (48) and using (29) leads to an expression identical to (49)

$$\mathbf{N} \frac{\omega^k - \omega^{k+1}}{-\Delta t} - \frac{1}{2} \mathbf{W}^{k+\frac{1}{2}} \frac{\omega^k + \omega^{k+1}}{2} + \frac{1}{2} (\mathbf{W}^{k+\frac{1}{2}})^\top \frac{\omega^k + \omega^{k+1}}{2} = 0. \quad (53)$$

This expression can be rearranged to yield a result similar to (52)

$$\omega^k = \mathbf{A}_+^{-1} \mathbf{A}_- \omega^{k+1}. \quad (54)$$

Combining the forward time step (52) with the backward time step (54) results in

$$\omega^k = \mathbf{A}_+^{-1} \mathbf{A}_- (\mathbf{A}_-^{-1} \mathbf{A}_+ \omega^k) = \omega^k. \quad (55)$$

Thus showing the reversibility of the vorticity time step.

4.4.2. Reversibility of velocity time step

For the reversibility of the velocity time step consider first the forward time step, Figure 2 left, in the inviscid limit $\nu = 0$. The first equation in (28) (momentum equation) computes the evolution of the velocity field from time instant $t^{k+\frac{1}{2}}$ to the time instant $t^{k+\frac{3}{2}}$

$$\left\{ \begin{array}{l} \text{Find } \vec{u}_h^{k+\frac{3}{2}} \in \text{RT}_N, \bar{p}_h^{k+1} \in \text{DG}_{N-1} \text{ such that:} \\ \langle \frac{\vec{u}_h^{k+\frac{3}{2}} - \vec{u}_h^{k+\frac{1}{2}}}{\Delta t}, \vec{v}_h \rangle_\Omega + \langle \omega_h^{k+1} \times \frac{\vec{u}_h^{k+\frac{3}{2}} + \vec{u}_h^{k+\frac{1}{2}}}{2}, \vec{v}_h \rangle_\Omega - \langle \bar{p}_h^{k+1}, \nabla \cdot \vec{v}_h \rangle_\Omega = 0, \quad \forall \vec{v}_h \in \text{RT}_N, \\ \langle \nabla \cdot \vec{u}_h^{k+\frac{3}{2}}, q_h \rangle_\Omega = 0, \quad \forall q_h \in \text{DG}_{N-1}. \end{array} \right. \quad (56)$$

Using (29) we can write this expression as an algebraic system of equations

$$\left\{ \begin{array}{l} \mathbf{M} \frac{\mathbf{u}_h^{k+\frac{3}{2}} - \mathbf{u}_h^{k+\frac{1}{2}}}{\Delta t} + \mathbf{R}^{k+1} \frac{\mathbf{u}_h^{k+\frac{3}{2}} + \mathbf{u}_h^{k+\frac{1}{2}}}{2} - \mathbf{P} \bar{p}^{k+1} = 0, \\ \mathbf{D} \mathbf{u}_h^{k+\frac{3}{2}} = 0, \end{array} \right. \quad (57)$$

of which $\mathbf{u}_h^{k+\frac{3}{2}}$ and \bar{p}^{k+1} are the solution. Once \bar{p}^{k+1} is known, it is possible to write an explicit expression for $\mathbf{u}_h^{k+\frac{3}{2}}$ as a function of $\mathbf{u}_h^{k+\frac{1}{2}}$ and \bar{p}^{k+1}

$$\mathbf{u}_h^{k+\frac{3}{2}} = \left(\mathbf{M} + \frac{\Delta t}{2} \mathbf{R}^{k+1} \right)^{-1} \left(\mathbf{M} - \frac{\Delta t}{2} \mathbf{R}^{k+1} \right) \mathbf{u}_h^{k+\frac{1}{2}} + \Delta t \left(\mathbf{M} + \frac{\Delta t}{2} \mathbf{R}^{k+1} \right)^{-1} \mathbf{P} \bar{p}^{k+1}. \quad (58)$$

Introducing the compact notation

$$\mathbf{B}_+ := \mathbf{M} + \frac{\Delta t}{2} \mathbf{R}^{k+1} \quad \text{and} \quad \mathbf{B}_- := \mathbf{M} - \frac{\Delta t}{2} \mathbf{R}^{k+1}, \quad (59)$$

equation (58) becomes

$$\mathbf{u}_h^{k+\frac{3}{2}} = \mathbf{B}_+^{-1} \mathbf{B}_- \mathbf{u}_h^{k+\frac{1}{2}} + \Delta t \mathbf{B}_+^{-1} \mathbf{P} \bar{p}^{k+1}. \quad (60)$$

To compute the backward time step for velocity, Figure 2 right, we proceed in the same manner as for vorticity: reverse the time step by replacing Δt by $-\Delta t$. We can now apply this transformation to (56) and use (29) to obtain an expression identical to (57)

$$\left\{ \begin{array}{l} \mathbf{M} \frac{\mathbf{u}_h^{k+\frac{3}{2}} - \mathbf{u}_h^{k+\frac{1}{2}}}{-\Delta t} + \mathbf{R}^{k+1} \frac{\mathbf{u}_h^{k+\frac{3}{2}} + \mathbf{u}_h^{k+\frac{1}{2}}}{2} - \mathbf{P} \bar{p}^{k+1} = 0, \\ \mathbf{D} (\mathbf{u}_h^{k+\frac{1}{2}}) = 0, \end{array} \right. \quad (61)$$

If we assume for now that \bar{p}^{k+1} is known and equal to the one obtained in the forward step, it is possible to use (61) to write an expression equivalent to (60) but for the backward step

$$\mathbf{u}_h^{k+\frac{1}{2}} = \mathbf{B}_-^{-1} \mathbf{B}_+ \mathbf{u}_h^{k+\frac{3}{2}} - \Delta t \mathbf{B}_-^{-1} \mathbf{P} \bar{p}^{k+1}. \quad (62)$$

Replacing (60) into (62) yields

$$\mathbf{u}_h^{k+\frac{1}{2}} = \mathbf{B}_-^{-1} \mathbf{B}_+ \left(\mathbf{B}_+^{-1} \mathbf{B}_- \mathbf{u}_h^{k+\frac{1}{2}} + \Delta t \mathbf{B}_+^{-1} \mathbf{P} \bar{p}^{k+1} \right) + \Delta t \mathbf{B}_-^{-1} \mathbf{P} \bar{p}^{k+1}, \quad (63)$$

which can be simplified to

$$\mathbf{u}_h^{k+\frac{1}{2}} = \mathbf{u}_h^{k+\frac{1}{2}} + \Delta t \mathbf{B}_-^{-1} \mathbf{P} (\bar{p}^{k+1} - \bar{p}^{k+1}). \quad (64)$$

The last term on the right will be trivially equal to zero proving reversibility of the velocity time step. This term cancels out because we assumed the total pressure computed with the backward time step is equal to the one computed in the

forward step. For this reason, to finalise the proof we need to show that indeed the forward step total pressure is the solution for the pressure in the backward step. We start with a modified version of (57)

$$\begin{cases} \mathbf{M} \frac{\mathbf{u}_h^{k+\frac{3}{2}} - \mathbf{u}_h^{k+\frac{1}{2}}}{\Delta t} + \mathbf{R}^{k+1} \frac{\mathbf{u}_h^{k+\frac{3}{2}} + \mathbf{u}_h^{k+\frac{1}{2}}}{2} - \mathbf{P} \bar{p}^{k+1} = 0, \\ \mathbf{D} \left(\mathbf{u}_h^{k+\frac{3}{2}} + \mathbf{u}_h^{k+\frac{1}{2}} \right) = 0. \end{cases} \quad (65)$$

This system of equations is equivalent to (57) because the divergence of the discrete velocity is zero, therefore $\mathbf{D} \bar{\mathbf{u}}_h^{k+\frac{1}{2}} = 0$. Rearranging gives

$$\begin{cases} \left(\mathbf{M} + \frac{\Delta t}{2} \mathbf{R}^{k+1} \right) \mathbf{u}_h^{k+\frac{3}{2}} - \left(\mathbf{M} - \frac{\Delta t}{2} \mathbf{R}^{k+1} \right) \mathbf{u}_h^{k+\frac{1}{2}} - \Delta t \mathbf{P} \bar{p}^{k+1} = 0, \\ \mathbf{D} \left(\mathbf{u}_h^{k+\frac{3}{2}} + \mathbf{u}_h^{k+\frac{1}{2}} \right) = 0. \end{cases} \quad (66)$$

In the same way the backwards step results in the following system of equations

$$\begin{cases} - \left(\mathbf{M} - \frac{\Delta t}{2} \mathbf{R}^{k+1} \right) \mathbf{u}_h^{k+\frac{1}{2}} + \left(\mathbf{M} + \frac{\Delta t}{2} \mathbf{R}^{k+1} \right) \mathbf{u}_h^{k+\frac{3}{2}} - \Delta t \mathbf{P} \bar{p}^{k+1} = 0, \\ \mathbf{D} \left(\mathbf{u}_h^{k+\frac{3}{2}} + \mathbf{u}_h^{k+\frac{1}{2}} \right) = 0. \end{cases} \quad (67)$$

The system (66) is the same as (67), therefore the pressure is necessarily the same in both cases. Thus proving the reversibility of the velocity time step.

5. Numerical test cases

In order to verify the numerical properties of the proposed method we apply it to the solution of two well known test cases: (i) Taylor-Green vortex and (ii) inviscid shear layer roll-up. With the first test the convergence properties of the method will be assessed and with the second the time reversibility and mass, energy, enstrophy, and vorticity conservation will be verified.

5.1. Order of accuracy study: Taylor-Green vortex

In order to verify the accuracy of the proposed numerical method we compare the numerical results against an analytical solution of the Navier-Stokes equations. A suitable analytical solution is the Taylor-Green vortex, given by:

$$\begin{cases} u_x(x, y, t) = -\sin(\pi x) \cos(\pi y) e^{-2\pi^2 \nu t}, \\ u_y(x, y, t) = \cos(\pi x) \sin(\pi y) e^{-2\pi^2 \nu t}, \\ p(x, y, t) = \frac{1}{4} (\cos(2\pi x) + \cos(2\pi y)) e^{4\pi^2 \nu t}, \\ \omega(x, y, t) = -2\pi \sin(\pi x) \sin(\pi y) e^{-2\pi^2 \nu t}. \end{cases} \quad (68)$$

The solution is defined on the domain $\Omega = [0, 2] \times [0, 2]$, with periodic boundary conditions. The initial condition for both the velocity $\bar{\mathbf{u}}_h^0$ and vorticity ω_h^0 are given by the exact solution (68). The kinematic viscosity is set to $\nu = 0.01$. For this study we consider the evolution of the solution from $t = 0$ to $t = 1$.

The first study focusses on the time convergence. For this we have used 1024 triangular elements and polynomial basis functions of degree $p = 4$ and time steps equal to $\Delta t = 1, \frac{1}{2}, \frac{1}{4}, \frac{1}{8}, \frac{1}{16}$. As can be observed in Figure 3 left, this method achieves a first order convergence rate, as opposed to a second order convergence rate of an implicit formulation, see [24].

Regarding the spatial convergence we have tested the convergence rate of discretizations with basis functions of different polynomial degree, $p = 1, 2, 4$. In order not to pollute the spatial convergence rate with the temporal integration error, we have used different time steps: $\Delta t = 2.5 \times 10^{-2}$ for $p = 1$, $\Delta t = 1.0 \times 10^{-3}$ for $p = 2$ and $\Delta t = 1.0 \times 10^{-4}$ for $p = 4$. As can be seen in Figure 3, this method has a convergence rate of p -th order for basis functions of polynomial degree p .

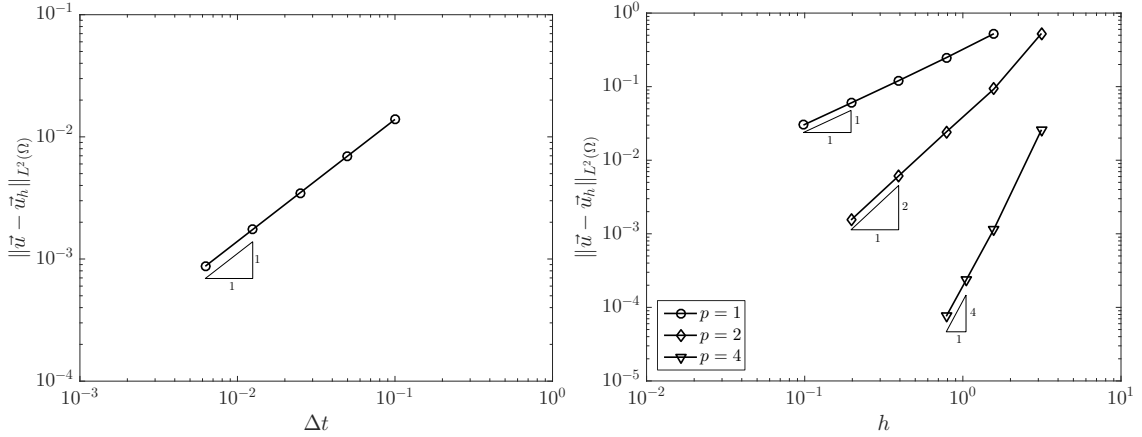


Figure 3: Convergence plots of velocity error, $\|\vec{u} - \vec{u}_h\|_{L^2(\Omega)}$. Left: error in velocity as function of time step size Δt . Right: error in velocity as function of mesh size, h , for basis functions of polynomial degree $p = 1, 2, 4$.

5.2. Time reversibility and mass, energy, enstrophy, and vorticity conservation: inviscid shear layer roll-up

The second group of tests focusses on the conservation properties of the proposed numerical method. For this set of tests we consider inviscid flow $\nu = 0$. We consider here the simulation of the roll-up of a shear layer, see e.g. [24, 32, 139, 140]. This solution is particularly challenging because during the evolution large vorticity gradients develop. Several methods are known to *blow up*, e.g. [139]. We consider on the periodic domain $\Omega = [0, 2\pi] \times [0, 2\pi]$ the following initial conditions for velocity \vec{u}

$$u_x(x, y) = \begin{cases} \tanh\left(\frac{y - \frac{\pi}{2}}{\delta}\right), & y \leq \pi, \\ \tanh\left(\frac{\frac{3\pi}{2} - y}{\delta}\right), & y > \pi, \end{cases} \quad u_y(x, y) = \epsilon \sin(x), \quad (69)$$

and vorticity ω

$$\omega(x, y) = \begin{cases} \frac{1}{\delta} \operatorname{sech}^2\left(\frac{y - \frac{\pi}{2}}{\delta}\right), & y \leq \pi, \\ -\frac{1}{\delta} \operatorname{sech}^2\left(\frac{\frac{3\pi}{2} - y}{\delta}\right), & y > \pi, \end{cases} \quad (70)$$

with $\delta = \frac{\pi}{15}$ and $\epsilon = 0.05$ as in [24, 32].

The small perturbation ϵ in the y -component of the velocity field will trigger the roll-up of the shear layer. We show the contour lines of vorticity at $t = 4$ and $t = 8$, Figure 5 and Figure 6 respectively. The plots on the left side of Figure 5 and Figure 6 correspond to a spatial discretization of 6400 triangular elements of polynomial degree $p = 1$ and time step size $\Delta t = 0.1$. On the right we present the results for a spatial discretization of 6400 triangular elements of polynomial degree $p = 4$ and time step size $\Delta t = 0.01$. An example mesh with 1600 elements is shown in Figure 4.

Although it is possible to observe oscillations in the vorticity plots, especially for $p = 1$, none of them *blows up*, as is reported in [139]. These oscillations necessarily appear whenever the flow generates structures at a scale smaller than the resolution of the mesh. Since energy and enstrophy are conserved, there is no possibility for the numerical simulation to dissipate the small scale information. This is a feature observed in all conserving inviscid solvers without a small scale model.

In order to assess the conservation properties of the proposed method we computed the evolution of the shear-layer problem from $t = 0$ to $t = 16$, using different time steps $\Delta t = 1, \frac{1}{2}, \frac{1}{4}, \frac{1}{8}$. We have used a coarse grid with 6400 triangular finite elements and basis functions of polynomial degree $p = 1$ for the spatial discretization. In Figure 7 left we show the evolution of the kinetic energy error with respect to the initial kinetic energy, $\frac{\mathcal{K}(0) - \mathcal{K}_h(t)}{\mathcal{K}(0)}$. This result

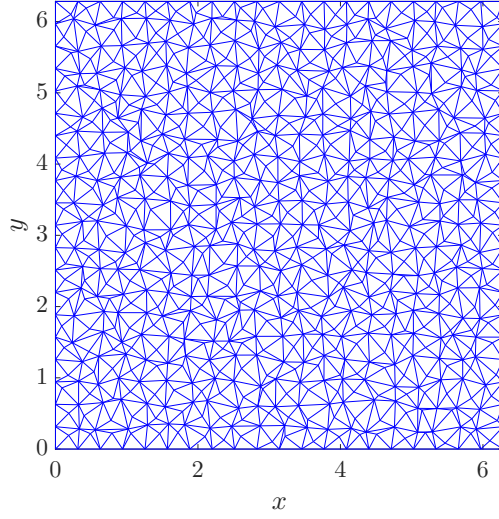


Figure 4: Example mesh with 1600 triangular elements.

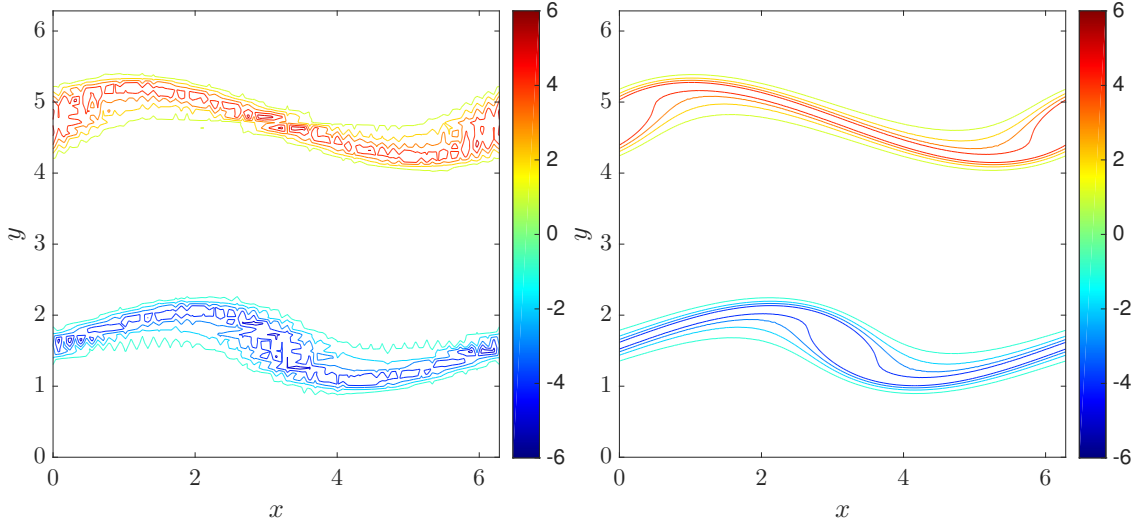


Figure 5: Vorticity field of inviscid shear layer roll-up at $t = 4$ obtained with 6400 triangular finite elements, contour lines ($\pm 1, \pm 2, \pm 3, \pm 4, \pm 5, \pm 6$) as in [32]. Left: solution with basis functions of polynomial degree $p = 1$ and time step $\Delta t = 0.1$. Right: solution with basis functions of polynomial degree $p = 4$ and time step $\Delta t = 0.01$.

confirms conservation of kinetic energy, as proven in Section 4.2. A similar study was performed for enstrophy in Figure 7 right. The magnitude of the error observed is of machine precision, verifying conservation of enstrophy, as proven in Section 4.3. The evolution of the error of total vorticity is shown in Figure 8 left. The error of vorticity shows again an error of the order of machine precision. In Figure 8 right we show the divergence of the velocity field. As can be seen, this discretization results in a velocity field that is divergence free.

In order to assess the conservation properties of the proposed method for long time simulations we computed the evolution of the shear-layer problem from $t = 0$ to $t = 128$, using different time steps $\Delta t = 1, \frac{1}{2}, \frac{1}{4}, \frac{1}{8}$. We have used a very coarse grid with 100 triangular finite elements and basis functions of polynomial degree $p = 4$ for the spatial discretization. In Figure 9 left we show the evolution of the kinetic energy error with respect to the initial kinetic energy, $\frac{\mathcal{K}(0) - \mathcal{K}_h(t)}{\mathcal{K}(0)}$. This result confirms conservation of kinetic energy, as proven in Section 4.2. The same study was performed for enstrophy in Figure 9 right. The error observed is very small, verifying conservation of enstrophy, as

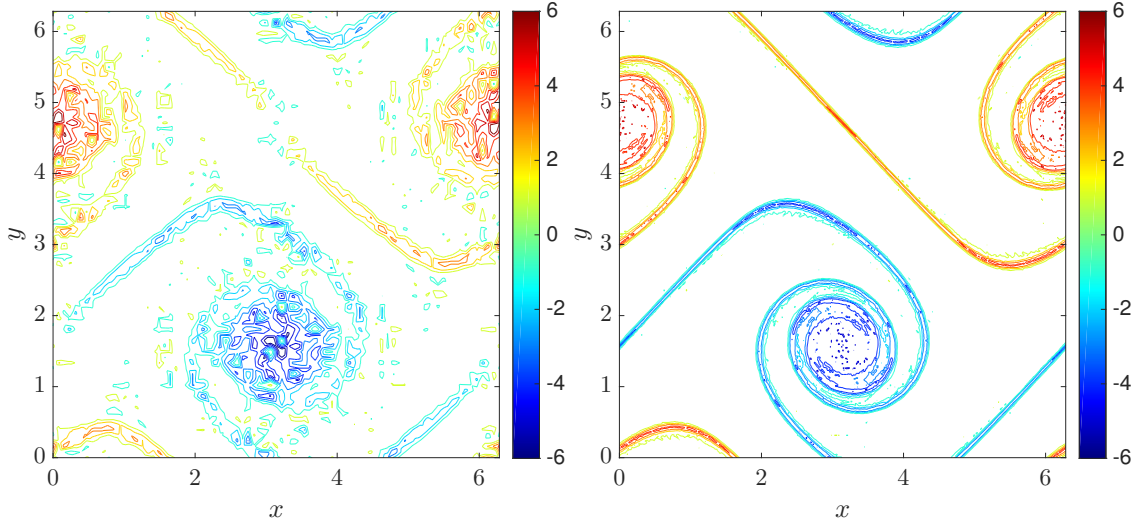


Figure 6: Vorticity field of inviscid shear layer roll-up at $t = 8$ obtained with 6400 triangular finite elements, contour lines ($\pm 1, \pm 2, \pm 3, \pm 4, \pm 5, \pm 6$) as in [32]. Left: solution with basis functions of polynomial degree $p = 1$ and time step $\Delta t = 0.1$ s. Right: solution with basis functions of polynomial degree $p = 4$ and time step $\Delta t = 0.01$ s.

proven in Section 4.3. The evolution of error for total vorticity is shown in Figure 10 left. The error of total vorticity shows that this method is capable of conserving the total vorticity on long time simulations. In Figure 10 right we show the divergence of the velocity field. As can be seen, this discretization results in a velocity field that is divergence free. Similar results are obtained for $p = 1$.

The final test addresses time reversibility. In order to investigate this property of the solver, we let the flow evolve from $t = 0$ to $t = 8$ and then reversed the time evolution and evolved again for the same time, corresponding to the evolution from $t = 8$ to $t = 0$. We have performed this study with 6400 triangular finite elements of polynomial degree $p = 1$ and different time steps $\Delta t = 1, \frac{1}{2}, \frac{1}{4}, \frac{1}{8}$. In Figure 11 we show the error between the initial vorticity field and the final vorticity field. As can be seen, the errors are in the order of 10^{-12} , showing the reversibility of the method up to machine accuracy.

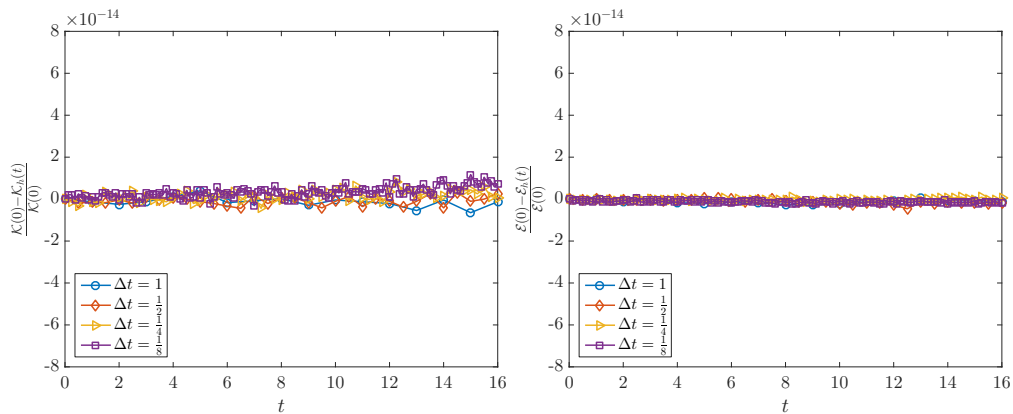


Figure 7: Simulation of shear-layer problem with 6400 triangular finite elements, basis functions of polynomial degree $p = 1$, and different time steps $\Delta t = 1, \frac{1}{2}, \frac{1}{4}, \frac{1}{8}$. Left: kinetic energy error with respect to initial kinetic energy, $\frac{\mathcal{K}(0) - \mathcal{K}_h(t)}{\mathcal{K}(0)}$. Right: enstrophy error with respect to initial enstrophy, $\frac{\mathcal{E}(0) - \mathcal{E}_h(t)}{\mathcal{E}(0)}$.

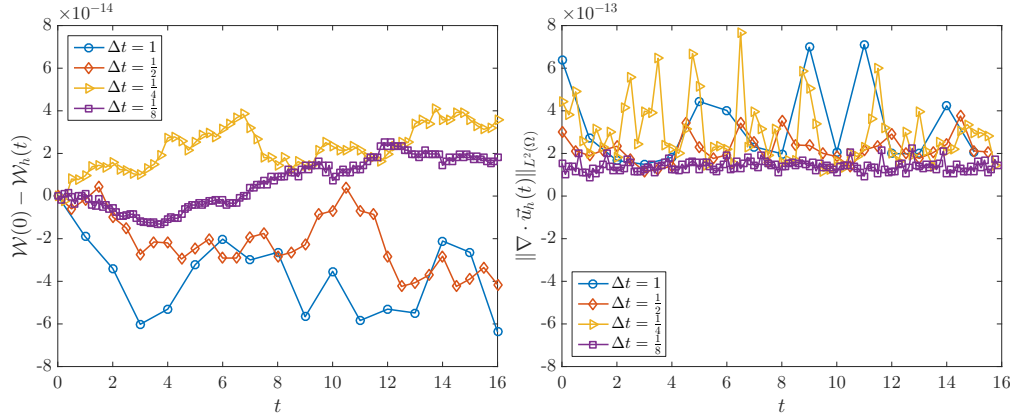


Figure 8: Simulation of shear-layer problem with 6400 triangular finite elements, basis functions of polynomial degree $p = 1$, and different time steps $\Delta t = 1, \frac{1}{2}, \frac{1}{4}, \frac{1}{8}$. Left: total vorticity error with respect to initial total vorticity, $\mathcal{W}(0) - \mathcal{W}_h(t)$. Right: evolution of the divergence of the velocity field.

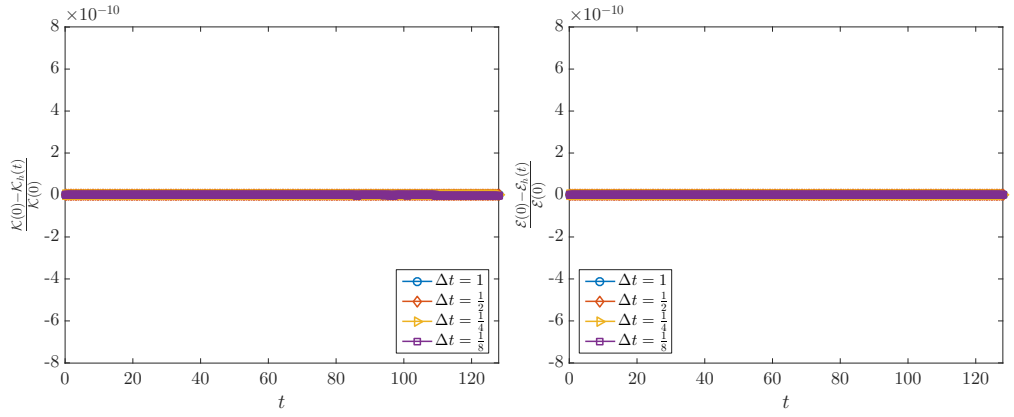


Figure 9: Simulation of shear-layer problem with 100 triangular finite elements, basis functions of polynomial degree $p = 4$, and different time steps $\Delta t = 1, \frac{1}{2}, \frac{1}{4}, \frac{1}{8}$. Left: kinetic energy error with respect to initial kinetic energy, $\frac{\mathcal{K}(0) - \mathcal{K}_h(t)}{\mathcal{K}(0)}$. Right: enstrophy error with respect to initial enstrophy, $\frac{\mathcal{E}(0) - \mathcal{E}_h(t)}{\mathcal{E}(0)}$.

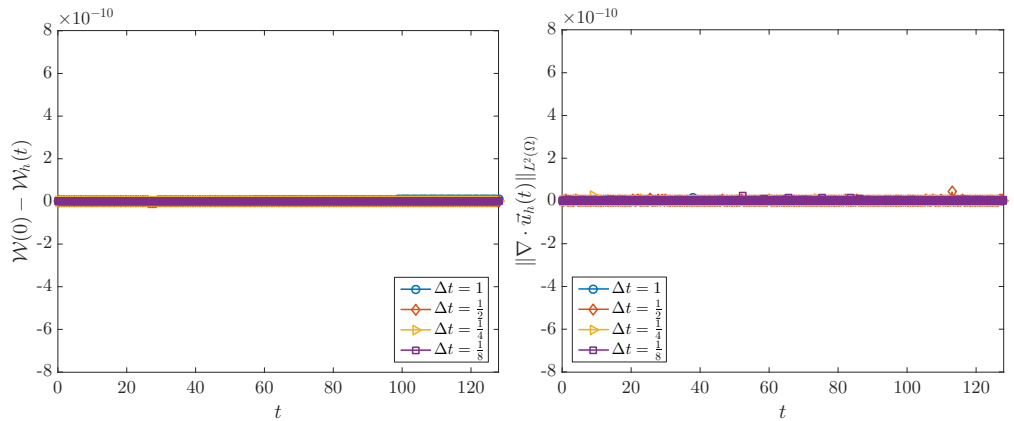


Figure 10: Simulation of shear-layer problem with 100 triangular finite elements, basis functions of polynomial degree $p = 4$, and different time steps $\Delta t = 1, \frac{1}{2}, \frac{1}{4}, \frac{1}{8}$. Left: total vorticity error with respect to initial total vorticity, $\mathcal{W}(0) - \mathcal{W}_h(t)$. Right: evolution of the divergence of the velocity field.

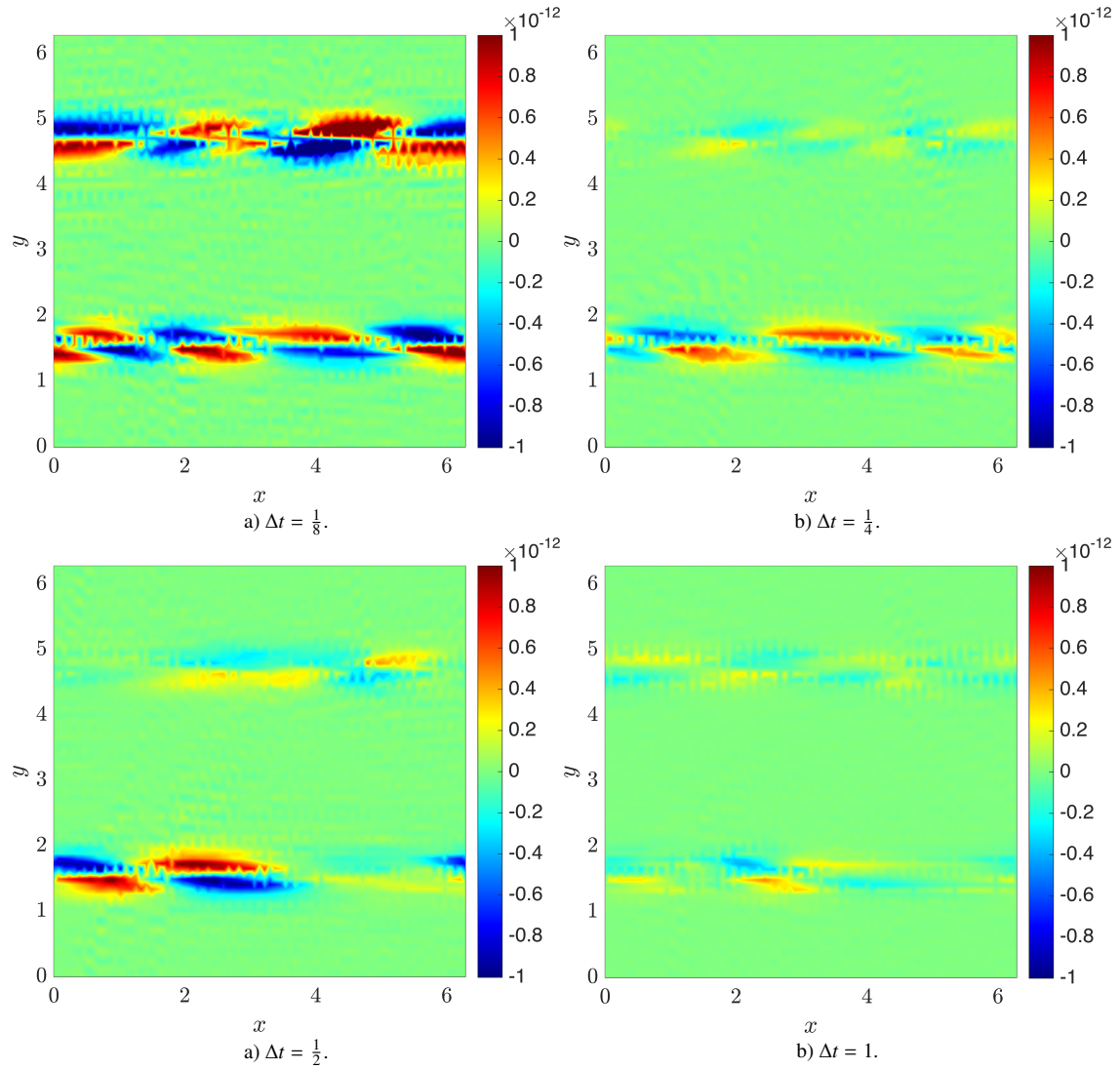


Figure 11: Error between the initial vorticity field and the vorticity field computed by evolving the inviscid Navier-Stokes equations to $t = 8$ s and then reversing the time step until $t = 0$ s is reached again. The results shown correspond to a mesh of 6400 triangular finite elements, polynomial degree $p = 1$, and different time steps $\Delta t = 1, \frac{1}{2}, \frac{1}{4}, \frac{1}{8}$ (starting from the bottom right and going clockwise).

6. Conclusions

This paper presents a new arbitrary order finite element solver for the Navier-Stokes equations. The advantages of this method are: (i) high order character of the spatial discretization, (ii) geometric flexibility, allowing for unstructured triangular grids, (iii) exact preservation of conservation laws for mass, kinetic energy, enstrophy and vorticity, and (iv) time reversibility.

The construction of a numerical flow solver with these properties leads to a very robust method capable of performing very under-resolved simulations without the characteristic blow up of standard discretizations.

For a simpler Taylor-Green analytical solution, the convergence properties of the proposed method have been shown. With the more challenging shear layer roll-up test case, we have shown the robustness of the method. Conservation of kinetic energy, enstrophy and vorticity up to machine accuracy was shown for this test case, even for low order approximations.

Nevertheless, the proposed method still allows further improvement, mainly in terms of time integration. One of the advantages of the method is the fact that the time integration method avoids the solution of a fully coupled non-linear system of equations. Instead two quasi-linear systems of equations are solved, without the need for expensive iterations for each time step. The downside of this approach is that, for now, the time integration convergence rate is limited to first order. In the future we intend to compare this approach to a fully implicit formulation using higher order Gauss integration. Another aspect which is currently being investigated is the treatment of solid boundaries.

References

- [1] N. A. Phillips, An example of non-linear computational instability, in: *The Atmosphere and the Sea in Motion*, Oxford University Press, 1959, pp. 501–504.
- [2] A. Arakawa, Computational design for long-term numerical integration of the equations of fluid motion: Two-dimensional incompressible flow. Part I, *Journal of Computational Physics* 1 (1966) 119–143.
- [3] F. H. Harlow, J. E. Welch, Numerical calculation of time-dependent viscous incompressible flow of fluid with free surface, *Physics of Fluids* 8 (1965) 2182.
- [4] A. Arakawa, V. R. Lamb, Computational design of the basic dynamical processes of the UCLA general circulation model, in: *Methods in Computational Physics*, Vol. 17, Academic Press, 1977, pp. 173–265.
- [5] F. Mesinger, A. Arakawa, Numerical methods used in atmospheric models, *Global Atmospheric Research Program World Meteorological Organization* 1 (1976) 1–65.
- [6] K. D. Lilly, On the computational stability of numerical solutions of time-dependent non-linear geophysical fluid dynamics problems, *Monthly Weather Review* 93 (1965) 11–26.
- [7] S. A. Piacsek, G. P. Williams, Conservation properties of convection difference schemes, *Journal of Computational Physics* 6 (1970) 392–405.
- [8] V. I. Arnold, Sur la géométrie différentielle des groupes de Lie de dimension infinie et ses applications à l'hydrodynamique des fluides parfaits, *Annales de l'Institut Fourier* 16 (1966) 319–361.
- [9] V. I. Arnold, B. A. Khesin, *Topological Methods in Hydrodynamics*, *Annual Review of Fluid Mechanics* 24 (1992) 145–166.
- [10] A. J. Majda, A. L. Bertozzi, *Vorticity and Incompressible Flow*, Cambridge University Press, 2001.
- [11] C. Foias, O. Manley, R. Rosa, R. Temam, *Navier-Stokes Equations and Turbulence*, *Encyclopedia of Mathematics and its Applications*, Cambridge University Press, 2001.
- [12] J. B. Perot, Direct numerical simulation of turbulence on the Connection Machine, in: *Parallel Computational Fluid Dynamics* 92, Elsevier Science Publishers, 1993, pp. 325–335.
- [13] R. Verstappen, A. Veldman, Direct numerical simulation of turbulence on a Connection Machine CM-5, *Applied Numerical Mathematics* 19 (1995) 147–158.
- [14] H. Le, P. Moin, J. Kim, Direct numerical simulation of turbulent flow over a backward-facing step, *Journal of Fluid Mechanics* 330 (1997) 349–374.
- [15] R. Verstappen, A. Veldman, Spectro-consistent discretization of Navier-Stokes: a challenge to RANS and LES, *Journal of Engineering Mathematics* 34 (1998) 163–179.
- [16] R. Verstappen, A. Veldman, Symmetry-preserving discretization of turbulent flow, *Journal of Computational Physics* 187 (2003) 343–368.
- [17] K. Mahesh, G. Constantinescu, P. Moin, A numerical method for large-eddy simulation in complex geometries, *Journal of Computational Physics* 197 (2004) 215–240.
- [18] R. Mittal, P. Moin, Suitability of upwind-biased finite difference schemes for large-eddy simulation of turbulent flows, *AIAA Journal* 35 (1997) 1415–1417.
- [19] S. Benhamadouche, D. Laurence, Global kinetic energy conservation with unstructured meshes, *International Journal for Numerical Methods in Fluids* 40 (2002) 561–571.
- [20] S. Nagarajan, S. K. Lele, J. H. Ferziger, A robust high-order compact method for large eddy simulation, *Journal of Computational Physics* 191 (2003) 392–419.
- [21] F. N. Felten, T. S. Lund, Kinetic energy conservation issues associated with the collocated mesh scheme for incompressible flow, *Journal of Computational Physics* 215 (2006) 465–484.

- [22] F. Ham, K. Mattsson, G. Iaccarino, P. Moin, Towards time-stable and accurate LES on unstructured grids, *Lecture Notes in Computational Science and Engineering* 56 (2007) 235–249.
- [23] R. Sadourny, The dynamics of finite-difference models of the shallow-water equations, *Journal of the Atmospheric Sciences* 32 (1975) 680–689.
- [24] B. Sandeher, Energy-conserving Runge-Kutta methods for the incompressible Navier-Stokes equations, *Journal of Computational Physics* 233 (2013) 100–131.
- [25] Y. Morinishi, T. Lund, O. Vasilyev, P. Moin, Fully conservative higher order finite difference schemes for incompressible flow, *Journal of Computational Physics* 143 (1998) 90–124.
- [26] P. Wesseling, A. Segal, C. Kassels, Computing flows on general three-dimensional nonsmooth staggered grids, *Journal of Computational Physics* 149 (1999) 333–362.
- [27] Y. Apanovich, E. Lyumkis, Difference schemes for the Navier-Stokes equations on a net consisting of Dirichlet cells, *USSR Computational Mathematics and Mathematical Physics* 28 (1988) 57–63.
- [28] S. Choudhury, R. A. Nicolaides, Discretization of incompressible vorticity-velocity equations on triangular meshes, *International Journal for Numerical Methods in Fluids* 11 (1990) 823–833.
- [29] J. B. Perot, Conservation properties of unstructured staggered mesh schemes, *Journal of Computational Physics* 159 (2000) 58–89.
- [30] P. Mullen, K. Crane, D. Pavlov, Y. Tong, M. Desbrun, Energy-preserving integrators for fluid animation, *ACM Transactions on Graphics* 28 (2009) 1.
- [31] R. Verstappen, A. Veldman, Direct Numerical Simulation of Turbulence at Lower Costs, *Journal of Engineering Mathematics* 32 (1997) 143–159.
- [32] R. Knikker, Study of a staggered fourth-order compact scheme for unsteady incompressible viscous flows, *International Journal for Numerical Methods in Fluids* 59 (2009) 1063–1092.
- [33] J. Kok, A high-order low-dispersion symmetry-preserving finite-volume method for compressible flow on curvilinear grids, *Journal of Computational Physics* 228 (2009) 6811–6832.
- [34] O. V. Vasilyev, High order finite difference schemes on non-uniform meshes with good conservation properties, *Journal of Computational Physics* 157 (2000) 746–761.
- [35] A. Veldman, K.-W. Lam, Symmetry-preserving upwind discretization of convection on non-uniform grids, *Applied Numerical Mathematics* 58 (2008) 1881–1891.
- [36] B. van't Hof, E. P. Veldman, Mass momentum and energy conserving (MaMEC) discretizations on general grids for the compressible Euler and shallow water equations, *Journal of Computational Physics* 231 (2012) 4723–4744.
- [37] J. B. Perot, Discrete conservation properties of unstructured mesh schemes, *Annual Review of Fluid Mechanics* 43 (2011) 299–318.
- [38] E. Tadmor, Skew-selfadjoint form for systems of conservation laws, *Journal of Mathematical Analysis and Applications* 103 (1984) 428–442.
- [39] B. Wendroff, On Centered Difference Equations for Hyperbolic Systems, *Journal of the Society for Industrial and Applied Mathematics* 8 (1960) 549–555.
- [40] H. B. Keller, A new difference scheme for parabolic problems, *Numerical Solution of Partial Differential Equations* 2 (1971) 327–350.
- [41] H. B. Keller, Numerical methods in boundary layer theory, *Annual reviews in fluid mechanics* 10 (1978) 417–433.
- [42] J.-P. Croisille, Keller's box-scheme for the one-Dimensional stationary convection-diffusion equation, *Computing* 68 (2002) 37–63.
- [43] J.-P. Croisille, I. Greff, An efficient box-scheme for convection-diffusion equations with sharp contrast in the diffusion coefficients, *Computers and Fluids* 34 (2005) 461–489.
- [44] B. Gustafsson, Y. Khalighi, The shifted box scheme for scalar transport problems, *Journal of Scientific Computing* 28 (2006) 319–335.
- [45] R. Ranjan, C. Pantano, A collocated method for the incompressible Navier-Stokes equations inspired by the Box scheme, *Journal of Computational Physics* 232 (2013) 346–382.
- [46] U. M. Ascher, R. I. McLachlan, On symplectic and multisymplectic schemes for the KdV equation, *Journal of Scientific Computing* 25 (2005) 83–104.
- [47] J. Frank, B. E. Moore, S. Reich, Linear PDEs and numerical methods that preserve a multisymplectic conservation law, *SIAM Journal on Scientific Computing* 28 (2006) 260–277.
- [48] J. B. Perot, V. Subramanian, A discrete calculus analysis of the Keller Box scheme and a generalization of the method to arbitrary meshes, *Journal of Computational Physics* 226 (2007) 494–508.
- [49] F. Brezzi, M. Fortin, *Mixed and Hybrid Finite Element Methods*, Vol. 15 of Springer Series in Computational Mathematics, Springer, 1991.
- [50] C. Taylor, P. Hood, A numerical solution of the Navier-Stokes equations using the finite element technique, *Computers and Fluids* 1 (1973) 73–100.
- [51] M. Crouzeix, P.-A. Raviart, Conforming and nonconforming finite element methods for solving the stationary Stokes equations, *ESAIM: Mathematical Modelling and Numerical Analysis - Modélisation Mathématique et Analyse Numérique* 7 (1973) 33–75.
- [52] D. A. Kopriva, J. H. Koliass, A conservative staggered-grid Chebyshev multidomain method for compressible flows, *Journal of computational physics* 125 (1996) 244–261.
- [53] Y. Liu, C.-W. Shu, E. Tadmor, M. Zhang, Central discontinuous Galerkin methods on overlapping cells with a nonoscillatory hierarchical reconstruction, *SIAM Journal on Numerical Analysis* 45 (2007) 2442–2467.
- [54] Y. Liu, C.-W. Shu, E. Tadmor, M. Zhang, L2 stability analysis of the central discontinuous Galerkin method and a comparison between the central and regular discontinuous Galerkin methods, *ESAIM: Mathematical Modelling and Numerical Analysis* 42 (2008) 593–607.
- [55] E. Chung, C. S. Lee, A staggered discontinuous Galerkin method for the convection-diffusion equation, *Journal of Numerical Mathematics* 20 (2012) 1–32.
- [56] M. Tavelli, M. Dumbser, A staggered space-time discontinuous Galerkin method for the incompressible Navier-Stokes equations on two-dimensional triangular meshes, *Computers and Fluids* 119 (2015) 235–249.
- [57] G. Guevremont, W. G. Habashi, M. M. Hafez, Finite element solution of the Navier-Stokes equations by a velocity-vorticity method, *International Journal for Numerical Methods in Fluids* 10 (1990) 461–475.

- [58] G. Blaisdell, E. Spyropoulos, J. Qin, The effect of the formulation of nonlinear terms on aliasing errors in spectral methods, *Applied Numerical Mathematics* 21 (1996) 207–219.
- [59] E. M. Rønquist, Convection treatment using spectral elements of different order, *International Journal for Numerical Methods in Fluids* 22 (1996) 241–264.
- [60] D. Wilhelm, L. Kleiser, Stable and unstable formulations of the convection operator in spectral element simulations, *Applied Numerical Mathematics* 33 (2000) 275–280.
- [61] J.-G. Liu, C.-W. Shu, A high-order discontinuous Galerkin method for 2D incompressible flows, *Journal of Computational Physics* 160 (2000) 577–596.
- [62] E. Bernsen, O. Bokhove, J. J. van der Vegt, A (dis)continuous finite element model for generalized 2D vorticity dynamics, *Journal of Computational Physics* 211 (2006) 719–747.
- [63] L. G. Rebholz, An energy- and helicity-conserving finite element scheme for the Navier-Stokes equations, *SIAM Journal on Numerical Analysis*.
- [64] M. A. Olshanskii, L. G. Rebholz, Velocity-vorticity-helicity formulation and a solver for the Navier-Stokes equations, *Journal of Computational Physics* 229 (2010) 4291–4303.
- [65] S. H. Christiansen, H. Z. Munthe-Kaas, B. Owren, Topics in structure-preserving discretization, *Acta Numerica* 20 (2011) 1–119.
- [66] C. Budd, M. Piggott, Geometric Integration and its Applications, in: *Handbook of Numerical Analysis*, Vol. 11, North-Holland, 2003, pp. 35–139.
- [67] E. Hairer, C. Lubich, G. Wanner, *Geometric Numerical Integration*, Springer, 2006.
- [68] E. Tonti, On the formal structure of physical theories, Tech. rep., Italian National Research Council (1975).
- [69] J. Dodziuk, Finite difference approach to the Hodge theory of harmonic functions, *American Journal of Mathematics* 98 (1976) 79–104.
- [70] H. Whitney, *Geometric integration theory*, Dover Publications, Inc., 1957.
- [71] J. M. Hyman, J. C. Scovel, Deriving mimetic difference approximations to differential operators using algebraic topology, Tech. rep., Los Alamos National Laboratory (1990).
- [72] P. B. Bochev, J. M. Hyman, Principles of mimetic discretizations of differential operators, *IMA Volumes In Mathematics and its Applications* 142 (2006) 89.
- [73] J. M. Hyman, M. Shashkov, S. Steinberg, The numerical solution of diffusion problems in strongly heterogeneous non-isotropic materials, *Journal of Computational Physics* 132 (1997) 130–148.
- [74] J. M. Hyman, J. Morel, M. Shashkov, S. Steinberg, Mimetic finite difference methods for diffusion equations, *Computational Geosciences* 6 (2002) 333–352.
- [75] J. M. Hyman, S. Steinberg, The convergence of mimetic methods for rough grids, *Computers and Mathematics with applications* 47 (2004) 1565–1610.
- [76] N. Robidoux, A New Method of Construction of Adjoint Gradients and Divergences on Logically Rectangular Smooth Grids, in: *Finite Volumes for Complex Applications: Problems and Perspectives*, Éditions Hermès, Rouen, France, 1996, pp. 261–272.
- [77] N. Robidoux, Numerical solution of the steady diffusion equation with discontinuous coefficients, Ph.D. thesis, University of New Mexico, Albuquerque, NM, USA (2002).
- [78] M. Shashkov, *Conservative finite-difference methods on general grids*, CRC Press, Boca Raton, FL, USA, 1996.
- [79] S. Steinberg, A discrete calculus with applications of higher-order discretizations to boundary-value problems, *Computational Methods in Applied Mathematics* 42 (2004) 228–261.
- [80] S. Steinberg, J. P. Zingano, Error estimates on arbitrary grids for 2nd-order mimetic discretization of Sturm-Liouville problems, *Computational Methods in Applied Mathematics* 9 (2009) 192–202.
- [81] N. Robidoux, S. Steinberg, A discrete vector calculus in tensor grids, *Computational Methods in Applied Mathematics* 11 (2011) 23–66.
- [82] F. Brezzi, A. Buffa, K. Lipnikov, Mimetic finite differences for elliptic problems, *Mathematical Modelling and Numerical Analysis* 43 (2009) 277–296.
- [83] F. Brezzi, A. Buffa, Innovative mimetic discretizations for electromagnetic problems, *Journal of Computational and Applied Mathematics* 234 (2010) 1980–1987.
- [84] X. Zhang, Schmidt, D., J. B. Perot, Accuracy and conservation properties of a three-dimensional unstructured staggered mesh scheme for fluid dynamics, *Journal of Computational Physics* 175 (2002) 764–791.
- [85] J. B. Perot, D. Vidovic, P. Wesseling, Mimetic reconstruction of vectors, *IMA Volumes in Mathematics and its Applications* 142 (2006) 173.
- [86] J. B. Perot, V. Subramanian, Discrete calculus methods for diffusion, *Journal of Computational Physics* 224 (2007) 59–81.
- [87] J. B. Perot, V. Subramanian, A discrete calculus analysis of the Keller Box scheme and a generalization of the method to arbitrary meshes, *Journal of Computational Physics* 226 (2007) 494–508.
- [88] M. Desbrun, A. N. Hirani, M. Leok, J. E. Marsden, Discrete exterior calculus, *Arxiv preprint math/0508341*.
- [89] S. Elcott, Y. Tong, E. Kanso, P. Schröder, M. Desbrun, Stable, circulation-preserving, simplicial fluids, *ACM Transactions on Graphics* 26.
- [90] P. Mullen, K. Crane, D. Pavlov, Y. Tong, M. Desbrun, Energy-preserving integrators for fluid animation, *ACM Transactions on Graphics* 28.
- [91] D. Pavlov, P. Mullen, Y. Tong, E. Kanso, J. E. Marsden, M. Desbrun, Structure preserving discretization of incompressible fluids, *Physica D: Nonlinear phenomena* 240 (2011) 443–458.
- [92] A. Hirani, *Discrete Exterior Calculus*, Ph.D. thesis, California Institute of Technology (2003).
- [93] A. Bossavit, Computational electromagnetism and geometry: (1) Network equations, *Journal of the Japan Society of Applied Electromagnetics* 7 (1999) 150–159.
- [94] A. Bossavit, Computational electromagnetism and geometry: (2) Network constitutive laws, *Journal of the Japan Society of Applied Electromagnetics* 7 (1999) 294–301.
- [95] A. Bossavit, Computational electromagnetism and geometry: (3) Convergence, *Journal of the Japan Society of Applied Electromagnetics* 7 (1999) 401–408.
- [96] A. Bossavit, Computational electromagnetism and geometry: (4) From degrees of freedom to fields, *Journal of the Japan Society of Applied Electromagnetics* 8 (2000) 102–109.

- [97] A. Bossavit, Computational electromagnetism and geometry: (5) The “Galerkin Hodge”, *Journal of the Japan Society of Applied Electromagnetics* 8 (2000) 203–209.
- [98] D. N. Arnold, D. Boffi, R. S. Falk, Quadrilateral $H(\text{div})$ Finite Elements, *SIAM Journal on Numerical Analysis* 42 (2005) 2429–2451.
- [99] D. N. Arnold, R. S. Falk, R. Winther, Finite element exterior calculus, homological techniques, and applications, *Acta Numerica* 15 (2006) 1–155.
- [100] D. N. Arnold, R. S. Falk, R. Winther, Finite element exterior calculus: from Hodge theory to numerical stability, *Bulletin of the American Mathematical Society* 47 (2010) 281–354.
- [101] F. Rapetti, High order edge elements on simplicial meshes, *ESAIM: Mathematical Modelling and Numerical Analysis* 41 (2007) 1001–1020.
- [102] F. Rapetti, Whitney forms of higher order, *SIAM J. Numer. Anal.* 47 (2009) 2369–2386.
- [103] R. Hiptmair, PIER, in: *Geometric Methods for Computational Electromagnetics*, Vol. 42, EMW Publishing, 2001, pp. 271–299.
- [104] N. Robidoux, Polynomial histopolation, superconvergent degrees of freedom, and pseudospectral discrete Hodge operators, Unpublished: <http://people.math.sfu.ca/~nrobidou/public.html/prints/histogram/histogram.pdf>.
- [105] A. Palha, P. P. Rebelo, R. Hiemstra, J. Kreeft, M. Gerritsma, Physics-compatible discretization techniques on single and dual grids, with application to the Poisson equation of volume forms, *Journal of Computational Physics* 257 (2014) 1394–1422.
- [106] M. Gerritsma, R. Hiemstra, J. Kreeft, A. Palha, P. P. Rebelo, D. Toshniwal, The Geometric Basis of Numerical Methods, in: *Spectral and High Order Methods for Partial Differential Equations*, Vol. 95 of *Lecture Notes in Computational Science and Engineering*, Springer, 2013, pp. 17–35.
- [107] P. P. Rebelo, A. Palha, M. Gerritsma, Mixed mimetic spectral element method applied to Darcy’s problem, in: *Spectral and High Order Methods for Partial Differential Equations - ICOSAHOM 2012*, Vol. 95 of *Lecture Notes in Computational Science and Engineering*, Springer, 2014, pp. 373–382.
- [108] A. Palha, P. P. Rebelo, M. Gerritsma, Mimetic Spectral Element Advection, in: *Spectral and High Order Methods for Partial Differential Equations - ICOSAHOM 2012*, Vol. 95 of *Lecture Notes in Computational Science and Engineering*, Springer International Publishing, 2014, pp. 325–335.
- [109] J. Kreeft, M. Gerritsma, Mixed mimetic spectral element method for Stokes flow: A pointwise divergence-free solution, *Journal of Computational Physics* 240 (2013) 284–309.
- [110] M. Bouman, A. Palha, J. Kreeft, M. Gerritsma, A Conservative Spectral Element Method for Curvilinear Domains, in: *Spectral and High Order Methods for Partial Differential Equations*, Vol. 76 of *Lecture Notes in Computational Science and Engineering*, Springer, 2011, pp. 111–119.
- [111] A. Palha, M. Gerritsma, Spectral Element Approximation of the Hodge- \star Operator in Curved Elements, in: *Spectral and High Order Methods for Partial Differential Equations*, Vol. 76 of *Lecture Notes in Computational Science and Engineering*, Springer, 2010, pp. 283–291.
- [112] J. Bonelle, D. A. Di Pietro, A. Ern, Low-order reconstruction operators on polyhedral meshes: application to compatible discrete operator schemes, *Computer Aided Geometric Design* 35-36 (2015) 27–41.
- [113] J. Bonelle, A. Ern, Analysis of Compatible Discrete Operator schemes for elliptic problems on polyhedral meshes, *ESAIM: Mathematical Modelling and Numerical Analysis* 48 (2014) 553–581.
- [114] J. Bonelle, A. Ern, Analysis of compatible discrete operator schemes for the Stokes equations on polyhedral meshes, *IMA Journal of Numerical Analysis* 35 (2015) 1672–1697.
- [115] J. Bonelle, E. Burman, P. Cantin, A. Ern, A vertex-based scheme on polyhedral meshes for advection-reaction equations with sub-mesh stabilization, hal-01285957 (2016) 1–20.
- [116] L. Beirão da Veiga, F. Brezzi, L. D. Marini, A. Russo, The Hitchhiker’s Guide to the Virtual Element Method, *Mathematical Models and Methods in Applied Sciences* 24 (2014) 1541–1573.
- [117] F. Brezzi, R. S. Falk, L. Donatella Marini, Basic principles of mixed Virtual Element Methods, *ESAIM: Mathematical Modelling and Numerical Analysis* 48 (2014) 1227–1240.
- [118] L. B. da Veiga, F. Brezzi, L. D. Marini, A. Russo, Virtual Element Method for general second-order elliptic problems on polygonal meshes, *Mathematical Models and Methods in Applied Sciences* 26 (2016) 729–750.
- [119] L. B. da Veiga, F. Brezzi, L. D. Marini, A. Russo, $H(\text{div})$ and $H(\text{curl})$ conforming virtual element methods, *Numerische Mathematik* (2015) 1–30.
- [120] A. Buffa, D. de Falco, G. Sangalli, Isogeometric analysis: new stable elements for the Stokes equation, *International Journal for Numerical Methods in Fluids*.
- [121] J. A. Evans, T. J. Hughes, Isogeometric divergence-conforming B-splines for the unsteady NavierStokes equations, *Journal of Computational Physics* 241 (2013) 141–167.
- [122] R. Hiemstra, D. Toshniwal, R. Huijsmans, M. Gerritsma, High order geometric methods with exact conservation properties, *Journal of Computational Physics* 257 (2014) 1444–1471.
- [123] S. Kouranbaeva, S. Shkoller, A variational approach to second-order multisymplectic field theory, *Journal of Geometry and Physics* 35 (2000) 333–366.
- [124] J. E. Marsden, M. West, Discrete mechanics and variational integrators, *Acta Numerica* 2001 10 (2003) 357–514.
- [125] M. Kraus, O. Maj, Variational integrators for nonvariational partial differential equations, *Physica D: Nonlinear Phenomena* 310 (2015) 37–71.
- [126] T. A. Zang, On the rotation and skew-symmetric forms for incompressible flow simulations, *Applied Numerical Mathematics* 7 (1991) 27–40.
- [127] T. B. Gatski, Review of incompressible fluid flow computations using the vorticity-velocity formulation, *Applied Numerical Mathematics* 7 (1991) 227–239.
- [128] O. Daube, Resolution of the 2D Navier-Stokes equations in velocity-vorticity form by means of an influence matrix technique, *Journal of Computational Physics* 103 (1992) 402–414.
- [129] H. Clercx, A spectral solver for the Navier-Stokes equations in the velocity-vorticity formulation for flows with two nonperiodic directions,

- Journal of Computational Physics 137 (1997) 186–211.
- [130] M. Benzi, M. A. Olshanskii, L. G. Rebholz, Z. Wang, Assessment of a vorticity based solver for the NavierStokes equations, *Computer Methods in Applied Mechanics and Engineering* 247-248 (2012) 216–225.
 - [131] H. K. Lee, M. A. Olshanskii, L. G. Rebholz, On error analysis for the 3D Navier-Stokes equations in velocity-vorticity-helicity form, *SIAM Journal on Numerical Analysis* 49 (2011) 711–732.
 - [132] B. Cockburn, G. Kanschat, D. Schötzau, A Note on Discontinuous Galerkin Divergence-free Solutions of the NavierStokes Equations, *Journal of Scientific Computing* 31 (2006) 61–73.
 - [133] A. Buffa, C. de Falco, G. Sangalli, Isogeometric analysis: stable elements for the 2D Stokes equation, *International Journal for Numerical Methods in Fluids* 65 (2011) 1407–1422.
 - [134] P. Raviart, J. M. Thomas, A mixed finite element method for 2nd order elliptic problems, in: *Mathematical Aspects of the Finite Element Method*, Vol. 606 of *Lecture Notes in Mathematics*, Springer Berlin Heidelberg, 2006, pp. 292–315.
 - [135] R. C. Kirby, A. Logg, M. E. Rognes, A. R. Terrel, Common and unusual finite elements, in: *Automated Solution of Differential Equations by the Finite Element Method*, Vol. 84 of *Lecture Notes in Computational Science and Engineering*, Springer Berlin Heidelberg, 2012, pp. 95–119.
 - [136] R. Temam, *Navier-Stokes equations*, *Studies in Mathematics and its Applications*, North-Holland, 1977.
 - [137] M. Duponcheel, P. Orlandi, G. Winckelmans, Time-reversibility of the Euler equations as a benchmark for energy conserving schemes, *Journal of Computational Physics* 227 (2008) 8736–8752.
 - [138] D. Carati, G. S. Winckelmans, H. Jeanmart, On the modelling of the subgrid-scale and filtered-scale stress tensors in large-eddy simulation, *Journal of Fluid Mechanics* 441 (2001) 119–138.
 - [139] M. L. Minion, D. L. Brown, Performance of under-resolved two-dimensional incompressible flow simulations, II, *Journal of Computational Physics* 138 (1997) 734–765.
 - [140] A. Hokpunna, M. Manhart, Compact fourth-order finite volume method for numerical solutions of Navier-Stokes equations on staggered grids, *Journal of Computational Physics* 229 (2010) 7545–7570.