

Lithium Adsorption on Polyacenes & Zig-zag-edge Graphene Nano-Strips

Yenni P. Ortiz,^{†,‡} Douglas J. Klein,[‡] and Thomas H. Seligman^{¶,§}

[†]*Instituto de Ciencias Físicas, Universidad Nacional Autónoma de México, Avenida
Universidad s/n, 62210, Cuernavaca, México*

[‡]*MARS, Texas A&M University at Galveston, Galveston, 200 Seawolf Pkwy, Galveston,
TX 77554*

[¶]*Instituto de Ciencias Físicas, Universidad Nacional Autónoma de México, Avenida
Universidad s/n, 62210 Cuernavaca, México*

[§]*Centro Internacional de Ciencias, 62210 Cuernavaca, México*

E-mail:

Abstract

The effect of increased electron-density (from adsorbed Li atoms) in polyacenes and in nano-ribbons with zig-zag edge is discussed in terms of resonance theoretical considerations and in terms edge-localized frontier molecular orbitals. The argumentation from simple pictures is finally using the density functional theory (DFT) for anthracene, polyacene polymer and graphene strips. Some discussion is made for zig-zag edge graphene.

1 Introduction

A diverse range of intercalates¹⁻³ in graphite (and charcoal) have long been known including those involving alkali metals. Now with the advent of single-sheet graphene⁴, adsorption

on such sheets is of interest, say as to how adsorbed alkali metals modify the exceptional electronic structure near graphenic zig-zag edges⁵⁻⁷. Indeed there is interest in adsorption in benzenoids, say on polyacenes, where there is an anticipated 0-band gap (in the high-polymer limit[?]), much as for graphene. Here then we address alkali metal (especially lithium) adsorption on polyacenes, then on graphene strips with the same sort of boundaries as the polyacenes. Our approach is 3-fold:

- via classical chemical resonance theory
- via simple Hückel molecular orbital theory (simple tight-binding) argumentation
- via numerics using modern DFT

This emphasizes some predicted commonalities, so that the predictions should be more reliable and also indicate what sorts of things can be adduced from the simple qualitative theories. Indeed, when it comes to electron pairing, including the weak pairing (or completely unpaired) limit, a simple qualitative resonance-theory approach seems to work quite well.

2 Li Adsorption on Finite Polyacenes

We consider each of these three approaches separately then compare the different predictions. The first two schemes are especially simple, without computer calculations, and are hoped to be qualitatively correct to aid in understanding what goes on in a variety of situations, including Li adsorption on graphene. For the polyacenes we start from a standard geometry of a chain of regular hexagons, and address perturbations from this. Our smallest considered polyacene is that of 3 hexagonal rings (anthracene), with a network (graph) as indicated in Fig. 1. There is of course one attached (but unshown) H atom at each coordination 2 (degree-2) vertex.

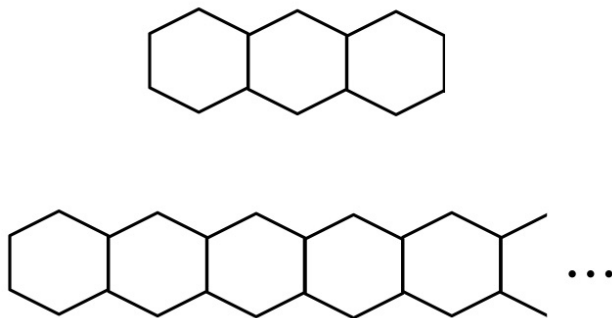


Figure 1: First line: The π -network for anthracene. Second line: The π -network for semi infinite polyacene

2.1 Chemical Resonance-Theoretic Argument

This follows Pauling's¹⁰ and Wheland's⁷ ideas. Here first for anthracene, with 1 or 2 Li atoms each with a low electronegativity, one can imagine that they tend to lose their valence electrons to the anthracene. And granted electron addition to the anthracene π -network it should be at the more reactive "radicaloid" sites, which can be anticipated to be the two sites located on a central reflection plane because the 2 end rings then manifest independent local benzene-like resonance, as indicated in Fig. 2, that is, the p-orbitals on these central sites tend toward doubly occupied (from transfer of an electron from the electropositive Li atom or atoms), whence the double bonding to these sites becomes weakened and the two end rings can more readily independently accommodate alternating single and double bonds as with conjugated 6-circuits as in Fig. 2(b). Resonance in these end rings thus is more effective. Adsorption in either the end rings is less effective as then we would only leave three resonant structures rather than four, see Fig. 2(c). This argument is similarly true for single and double adsorption to the sites in the mirror plane, as the charge on the sites will simply be increased. This agree with the DFT calculations discussed later.

As a polyacene becomes ever longer there is an ever greater enhancement of resonance, with a preference for unpairing to appear at a ring at or near the center. (If for a polyacene of n hexagons, the 2 unpaired sites are placed in the m^{th} ring ($m \leq n$), then instead of 1

Clar-sextet^{11,12} there arise 2, and instead of $n+1$ neighbor-paired resonance structures, there occur $m(n-m+1)$. The π -bond orders to the central charged C atoms should diminish and give longer bonds. Moreover, with negatively charged C atoms (participating less so in the rest of the π -system), one might anticipate sp^3 hybridization (with an accompanying bond angle distortion, so that the end rings of anthracene are no longer co-planar). This distortion might also reasonably arise from the attraction between the negatively charged C atoms and the positively charged Li atoms. For higher polyacenes, the interruption of the π -network then again facilitates resonance to the two separated pieces best when the added electrons are near the center.

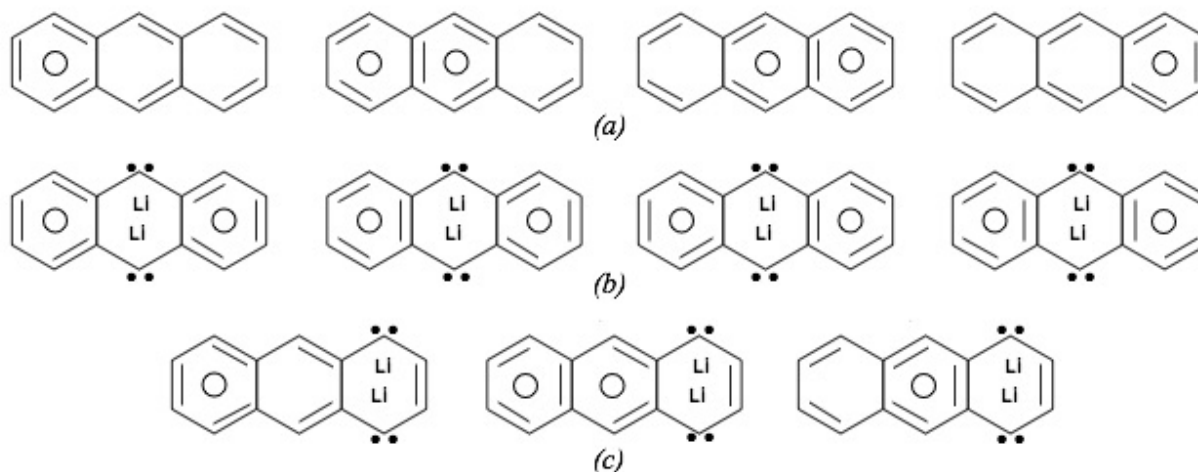


Figure 2: Neighbor-paired resonance structures for (neutral) anthracene in (a). Resonance structures for Lithium coordinated anthracene in central ring in (b) and in end ring in (c). Benzene-like local conjugated 6-cycles are indicated with a small circle in the center of the associated ring.

2.2 Hückel Molecular Orbital Theory Argument

The Hückel (or simple tight-binding) model for a polyacene of a general number h of hexagons is exactly soluble, as has long been realized⁸. In this case, the electron(s) from the Li atom(s) should be transferred into the LUMO of neutral anthracene. Especially for longer polyacenes this LUMO has dominant density on the secondary C atoms (i.e., those at the "points" of the polyacene) concentrated more-so at these C atoms nearer the center - as indicated in Fig.

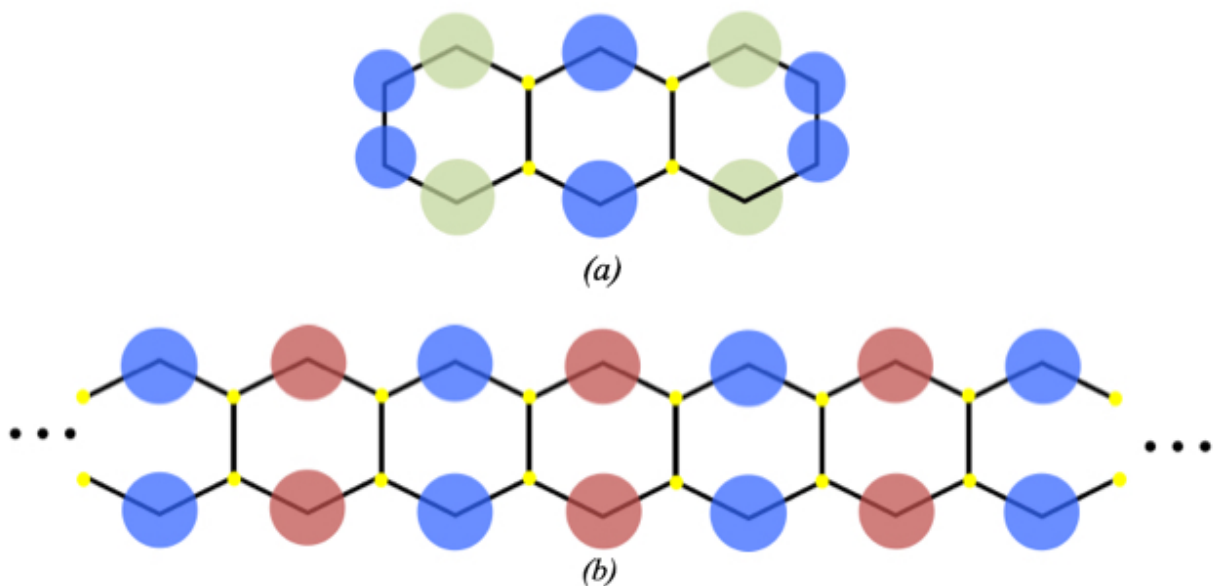


Figure 3: The LUMO density for anthracene in the first line. And in the second line, the amplitude for a non-bonding MO of infinite polyacene. Different Colors represent different phases.

3(a). For a very long polyacene, it is in fact readily seen that an orbital indicated in Fig. 3(b) has a 0-energy contribution from electron transfer, and with the whole eigenspectrum (via the Coulson-Rushbrooke theorem¹³) being symmetric about this position, it is seen that such an MO must be non-bonding. The symmetric and antisymmetric combinations of the 2 such orbitals on the top and bottom edges of a sufficiently long polyacenes are the HOMO and LUMO respectively. Of course for a finite polyacene there is some modification to these MOs but it is reasonable that the LUMO have a density not too far from this. Thus for the polyacenes in general, the excess unpaired (or weakly paired) electron density ends up in the same places as for the resonance-theoretic argument. The remaining discussion, including geometric bending in the central area still applies in somewhat the same way. The diminishment of the bond order for the more central C atoms (at the outer "points" of the hexagons) occurs because that is where the LUMO (and HOMO) tend to be localized. Again Li atoms are favored to lie above or below the anthracene plane so as to enhance orbital overlap between the Li 2s orbital and anthracene $2p_z$ orbitals. Thus qualitative predictions, including the tendency of the 2 central C atoms toward sp^3 hybridization, are pretty much

the same as for resonance theory.

For zigzag edged strips the tight-binding approach is known¹⁴ to give nonbonding MOs. This is consistent with the resonance theoretic result giving unpaired electrons near the edges.

2.3 Ab initio DFT Computations

In a previous work¹⁵ we used the software Gaussian 09¹⁶ for DFT calculations with B3LYP^{17,18} as the functional and basis set 6-311g*, to obtain the configuration of the adsorption of two lithium atoms on opposite side of anthracene. The resultant geometrical configuration is shown in Fig. 4. We have made similar calculations using Möller Plesset¹⁹ perturbation theory (MP2) and basis set 6-311++g** from which we have obtained qualitatively similar results.

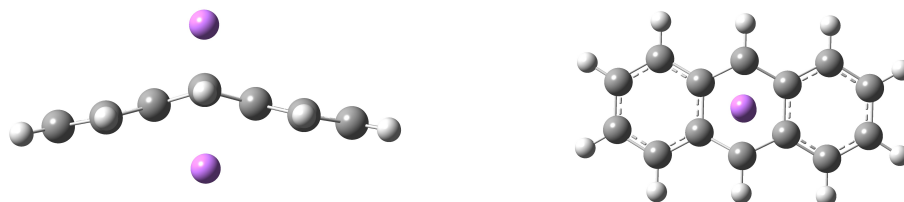


Figure 4: Optimized configuration of two Li atoms adsorption on anthracene using the B3LYP/6-311g* functional and basis set respectively.

To make a charge distribution analysis NAO²⁰ calculations were performed. The excess electron densities near the carbon atoms indicated in our resonance and Hückel argument are in agreement DFT gives the charge on the Li atoms is 0.823 for the lithium at the top and 0.868 for the lithium at the bottom as is shown in Fig. 5(c). Thus there is almost a complete electron transfer (on the average) and the simplicities of the qualitative resonance and Hückel-MO arguments are plausible. The bending of the anthracene moiety can be anticipated, both from the resonance- or MO-theoretic- view -points, with excess electron density transferred from the Li atoms more dominantly localized on the two central C atoms, as also shown in Fig. 5. Evidently these two atoms tend toward (nonplanar) sp^3 hybridization, with

contributions from a doubly occupied sp^3 lone pair. The location of the Li atoms and the qualitative aspects of the geometric distortions are borne out - thereby giving some confidence in our simple pictures.

It can also be noted that diamonic alkali metal salts of anthracene, tetracene and pentacene are experimentally known²¹

3 Li Adsorption on Extended Benzenoid Species

After success with a simple qualitative understanding of Li adsorption on finite polyacenes, it is natural to try to understand how these ideas might apply to extended systems: infinite polyacene; zig-zag boundary graphene strips; semi-infinite graphene with a zig-zag boundary; infinite graphene; and multi-layer graphite.

3.1 Infinite polyacene

If Li atoms are placed periodically along a polycene strip, one obtains a system with a finite unit cell, though to leave some chance for resonance the Li atoms should skip at least one hexagon. In terms of the MO approach there are polyacene bands (from above and below the Fermi energy) going into the Fermi-energy ε_F ($= 0$ for our simple MO model), so that the unoccupied band orbitals nearer this Fermi energy are preferably occupied by any additional electrons - that is, without occupancy of the whole band one imagines naively unsubstituted rings between the Li-perturbed ones. Our DFT computations reveal a favored estructure as in Fig. 6²², where a Peierls sort of transition occurs²³, with the results there again being consonant with our qualitative resonance and MO-theoretic arguments.

3.2 Semi-infinite Graphene with Zig-Zag Edges

Both the resonance and Hückel theoretic approaches seemingly become somewhat more involved, because of the extended size of the system . Nevertheless each approach²⁴ can be

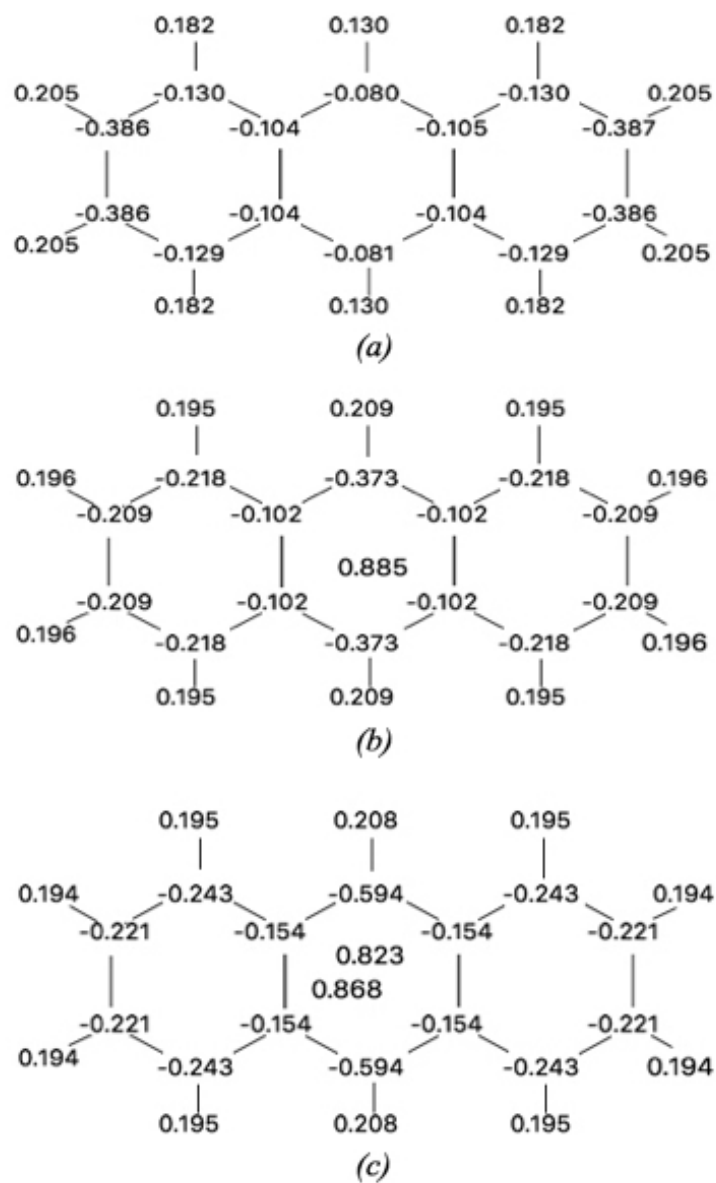


Figure 5: Charge distribution of (a) anthracene, (b) one lithium atom adsorbed to anthracene, (c) two lithium atoms adsorbed to anthracene. The lithium atom in the up-center corresponds to the Lithium above the anthracene as in Fig. 4 and the lithium atom in the down-center corresponds to the lithium below the anthracene.

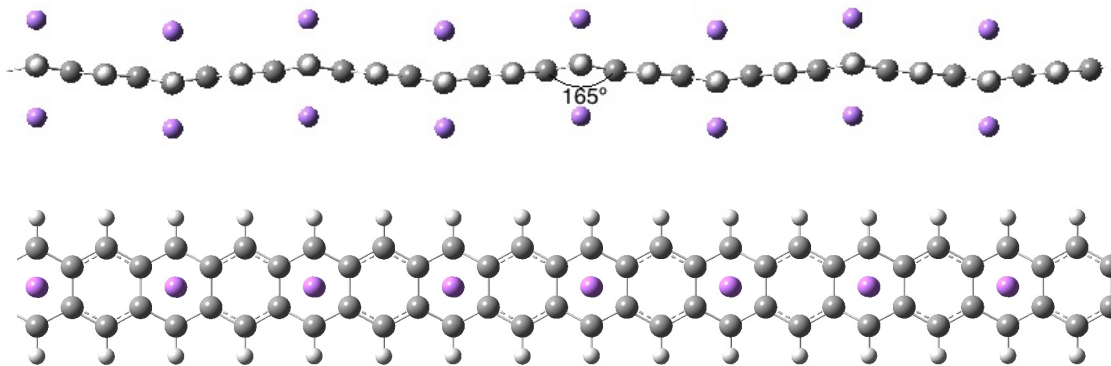


Figure 6: Periodic calculations of the unit cell with 4 pairs of Li atoms from using B3LYP and basis 6-311g. . (a) Frontal view. (b) Lateral view.

applied to yield much the same prediction, that unpaired (or nonbonding), electron density occurs localized along the zig-zag edge to the extent that there is $1/3$ of an unpaired (or singly occupied MO) electron per unit cell of edge. Moreover while all these unpaired electrons exhibit an exponential density decay away from the edge, the unpaired spin density for different electrons (for nonbonding MOs) have a varying range of penetrations into the bulk of the graphene and thereby are not mutually transformable to longitudinally localized orbitals. As such these mutually orthogonal band MOs have extensive differential overlap and ferromagnetic coupling amongst these nominally unpaired spins. Indeed observations supporting all of this were made by both resonance-theoretic²⁵ and MO-theoretic studies^{26,27}. More comprehensive tight-binding computations²⁸⁻³⁰ and some experimental results^{31,32} further support this picture. The resonance theoretic arguments indeed predict that for a general (translationally symmetric) edge the number of unpaired electrons per unit cell of edge is $u = |(n_{1\star} + 2n_{2\star}) - (n_{1\circ} + 2n_{2\circ})|/3$ where $n_{d\star}$ and $n_{d\circ}$ are the respective numbers of degree d "starred" or "unstarred" sites per unit cell of edge.

The overall result then is that there are edge-localized LUMOs to accept electrons donated from nearby Li atoms, again above or below the graphene plane. In addition to the edge-localized nonbonding MOs it is well known²⁴ that bulk graphene has bulk orbitals at and near the Fermi level, through a rather low density of them because of their localization at

the apex of a Dirac cone. Thus Li atoms should stick to the bulk surface of graphene, albeit either less tightly if at the same inter-Li spacings as at the edge, or else at a lesser density (i.e. a larger inter-Li spacing) if at the same strength of binding as at the edge.

3.3 Zig-zag-boundary Graphene Strips

The picture is some like for semi-infinite graphene, so now with 2 edges at each of which one anticipates unpaired electron density. At higher densities of Li atoms adsorption to the inferior of the strip can be expected. A DFT computation sharing this is found in Fig. 7.

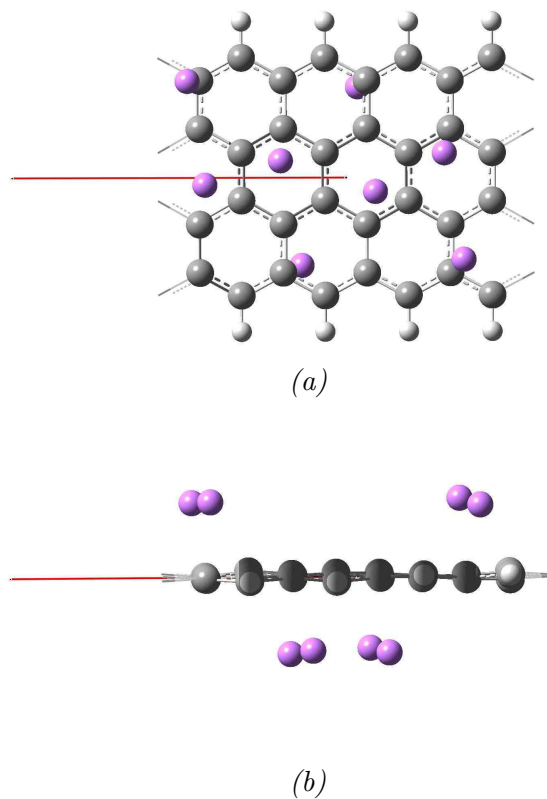


Figure 7: Periodic calculations of the unit cell with 4 pairs of Li atoms from using B3LYP and basis 6-31g. (a) Frontal view. (b) Lateral view.

3.4 Expected Results for Larger Systems

For graphene, following our discussion of semi-infinite graphene, one can expect bulk adsorption. To minimize Coulomb repulsion from (partially) ionic Li atoms one can anticipate

the Li atoms preferably adsorb half on each side of the graphene sheet, and those on the same side are not too near to one another.

In graphite one expects the Li atom between 2 successive sheets to bind the sheets more strongly than in ordinary graphite. Successive Li atom patterns should alternate between successive Li layers (to minimize Coulomb repulsion between ionic Li atoms).

4 Conclusion

A fairly comprehensive qualitative explication of Li adsorption on anthracene, general polyacenes, semi-infinite graphene with zigzag edge, and more is obtained via a triple of arguments. The resonance theory is largely qualitative, as is our simple tight-binding (or Hückel) argument. For smaller or quasi-one dimensional infinite objects our DFT calculations give support to our simple arguments. Overall the consistency of the different approaches provides confidence in the predictions of Li atoms above and below the molecule plane, specially strongly near a zig-zag edge. Presumably much of the argumentation and results extend to other alkali metals.

Acknowledgement

The authors acknowledge the support (via grant BD-0894) of the Welch Foundation, of Houston, Texas. Y.P. acknowledges a postdoctoral fellowship from CONACyT and its financial support from research grant 219993 and PAPIIT-DGAPA-UNAM research grants IG100616 is acknowledged. We acknowledge extensive use of the MIZTLI super computing facility of DGTIC-UNAM.

References

- (1) Ottmers, D.M.; Rase, H.F. "Potassium graphites prepared by mixed-reaction technique", *Carbon*, 4 (1): 125-127, 1966
- (2) Millman, S E; Zimmerman, G O. "Observation of spin glass state in FeCl₃: intercalated graphite". *Journal of Physics C: Solid State Physics*. 16 (4): L89, 1983-1901, 1994
- (3) H-P Boehm; Setton, R.; Stumpp, E.; et al. "Nomenclature and terminology of graphite intercalation compounds" *Pure Appl. Chem.* 66 (9): 1893.
- (4) Novoselov, K. S.; Geim, A. K.; Morozov, S. V.; Jiang, D.; Zhang, Y.; Dubonos, S. V.; Grigorieva, I. V.; Firsov, A. A., "Electric Field Effect in Atomically Thin Carbon Films", *Science*, 306 (5696): 666-669, 2004
- (5) S.A. Lindgren, L. Walldén, *Solid State Commun.*, 34:671.1980
- (6) F. Forster, A. Bendounan, J. Ziroff, and F. Reinert, *Surf. Sci.*, 600:3870, 2006.
- (7) H. Bentmann, A. Buchter, and F. Reinert, *Phys. Rev. B*, 85:121412, 2012
- (8) C.A. Coulson and H. C. Longuet-Higgins, "The electronic structure of conjugated systems. I.General theory", *Proc. Roy. Soc. London*, A191 39-60, 1947
- (9) E. Heilbronner, *Helvetica Chimica Acta*, 37:921-935 1954
- (10) L. Pauling, "The Nature of the Chemical Bond", *Cornell U. Press*, 1st edn, 1939; 3rd edn., 1960
- (11) E. Clar, "The Aromatic Sextet", *John Wiley & Sons, LTD*, London, New York, Sydney, Toronto, 1972
- (12) D Bhattacharya, A. Panda, A. Misra and D. J. Klein *J. Phys. Chem. A.*, 118(24):4325, 2014

- (13) C. H. Coulson, G.H. Rushbrooke, *Proc. Camb. Phil. Soc.*, 36:193, 1940
- (14) M. Kertesz and R. Hoffmann, *Solid State Commun.*, 47:97-102, 1983
- (15) Y.P. Ortiz, T. H. Seligman, *AIP Proceedings*, vol 1323, pp 257-264, 2010
- (16) M. J. Frisch, G. W. Trucks, H. B. Schlegel, G. E. Scuseria, M. A. Robb, J. R. Cheeseman, G. Scalmani, V. Barone, B. Mennucci, G. A. Petersson, H. Nakatsuji, M. Caricato, X. Li, H. P. Hratchian, A. F. Izmaylov, J. Bloino, G. Zheng, J. L. Sonnenberg, M. Hada, M. Ehara, K. Toyota, R. Fukuda, J. Hasegawa, M. Ishida, T. Nakajima, Y. Honda, O. Kitao, H. Nakai, T. Vreven, J. A. Montgomery, Jr., J. E. Peralta, F. Ogliaro, M. Bearpark, J. J. Heyd, E. Brothers, K. N. Kudin, V. N. Staroverov, R. Kobayashi, J. Normand, K. Raghavachari, A. Rendell, J. C. Burant, S. S. Iyengar, J. Tomasi, M. Cossi, N. Rega, J. M. Millam, M. Klene, J. E. Knox, J. B. Cross, V. Bakken, C. Adamo, J. Jaramillo, R. Gomperts, R. E. Stratmann, O. Yazyev, A. J. Austin, R. Cammi, C. Pomelli, J. W. Ochterski, R. L. Martin, K. Morokuma, V. G. Zakrzewski, G. A. Voth, P. Salvador, J. J. Dannenberg, S. Dapprich, A. D. Daniels, Ö. Farkas, J. B. Foresman, J. V. Ortiz, J. Cioslowski, and D. J. Fox, Gaussian, Inc., Wallingford CT. *Revision E.01*, Gaussian Inc., (2009).
- (17) A. D. Becke, *Phys. Rev. A*, 38 (6): 3098-3100, 1988
- (18) Chengteh Lee, Weitao Yang and Robert G. Parr, *Phys. Rev. B*, 37 (2): 785-789, 1988
- (19) Möller, Christian; Plesset, Milton S., "Note on an Approximation Treatment for Many-Electron Systems", *Phys. Rev.*, 46 (7): 618-622, 1934
- (20) Weinhold, Frank; Landis, Clark R., "Natural Bond Orbitals and Extensions of Localized Bonding Concepts", *Chemistry Education Research and Practice*. 2 (2): 91-104, 2001
- (21) G. R. Stevenson and R.T. Hashim, *J. Phys. Chem.*, 90:1896, 1986
- (22) Y.P. Ortiz, <https://arxiv.org/abs/1405.2646>, 2010

- (23) R.E. Peierls, "Quantum theory of Solids", *Clarendon Press, Oxford*, 1955
- (24) DJ Klein, L Bytautas, *J. Phys. Chem.*, 103:5196, 1999
- (25) W. A. Seitz, et all, *Chem. Phys. Lett.*, 115:139, 1985
- (26) S. Stein, Brown *J. Am. Chem. Soc*, 109:3721, 1987
- (27) K. Wakabayashi, M. Fujita, K. Kuskabe and K. Nakoda, *Czech J. Phys.*, 54, 46, 1865, 1966
- (28) Dominik Smith and Lorenz von Smekal *Phys. Rev.*, B 89, 195429. 2014
- (29) A. H. Castro Neto, F. Guinea, N. M. R. Peres and K. S. Novoselov and A. K. Geim *Reviews of Modern Physics*, Vol 81, Jan-March 2009.
- (30) O. Ivanciuc, L. Bytautas and D. J. Klein *Chem. Phys.*, 116, 4736, 2002
- (31) P. Dowd, *J. Am. Chem. Soc.*, 88, 2587. 1966
- (32) P. G. Weinhold, J. Hu, R. R. Squires, and W. C. Lineberger, *J. Am. Chem. Soc.*, 118, 475. 1996

Graphical TOC Entry

