

ALICE overview

Sami S. Räsänen^{1,2,a} on behalf of the ALICE Collaboration

¹University of Jyväskylä, Department of physics, P.O. Box 35, FI-40014, University of Jyväskylä, Finland

²Helsinki Institute of Physics, P.O.Box 64, FI-00014 University of Helsinki, Finland

Abstract. Recent results from the ALICE experiment are presented with a particular emphasis on particle identification, the nuclear modification factor (R_{AA}) and azimuthal anisotropy (v_2). Comparison of lead-lead and proton-lead results reveals evidence of collectivity in small systems.

1 Introduction

The main goal of ultrarelativistic heavy ion collisions is to study the thermal properties of quantum chromodynamics (QCD). It is widely accepted that the thermal state of QCD, the quark-gluon plasma (QGP), is reached in high energy nucleus-nucleus collisions at BNL-RHIC and CERN-LHC. Properties of the QGP medium, such as shear viscosity to entropy ratio, existence and location of the QCD critical point, electromagnetic radiation and energy loss provide a focus for active measurements and theory development; see e.g. the Hot QCD White Paper [1]. Recently there has been a growing interest in possible collective phenomena in smaller collision systems [2], like deuteron-gold [3, 4], helium-gold [5], proton-lead [6–8] or even in proton-proton [9–11].

The ALICE experiment [12] is the dedicated heavy ion experiment at the LHC. Compared to ATLAS [13] and CMS [14], ALICE is a low luminosity experiment with more limited acceptance but equipped with excellent particle identification (PID) and tracking capabilities down to very low transverse momentum, p_T . One example of the performance of the ALICE tracking is a recent measurement of the mass difference between light nuclei and anti-nuclei [15]. The left panel of Fig. 1 shows observed counts with respect to the squared mass-over-charge ratio in the Pb – Pb collisions at $\sqrt{s} = 2.76$ GeV for selected rigidity ($p/|z|$) intervals and 2σ cut of for TPC dE/dx expectations for (anti-)deuterons and (anti-)helium-3. The mass of the light nuclei can be measured very precisely by fits to these distributions. The right panel of Fig. 1 shows the resulting mass differences and binding energy differences compared to earlier measurements. If the Charge conjugation-Parity-Time reversal (CPT) –symmetry is exact, then these differences should be zero. ALICE has now presented the most precise measurement confirming CPT invariance to hold in relative mass differences at 0.1% level, which gives stringent constraints to any effective theory where CPT is broken.

On top of the measurements of heavy ion collisions, ALICE has also a proton-proton program based upon the strengths of the experiment. One general motivation is to test and tune event generators and basic perturbative QCD predictions, which is important in its own right, but also a precise understanding of QCD background is often crucial for the electroweak measurements at the LHC.

^ae-mail: sami.s.rasanen@jyu.fi

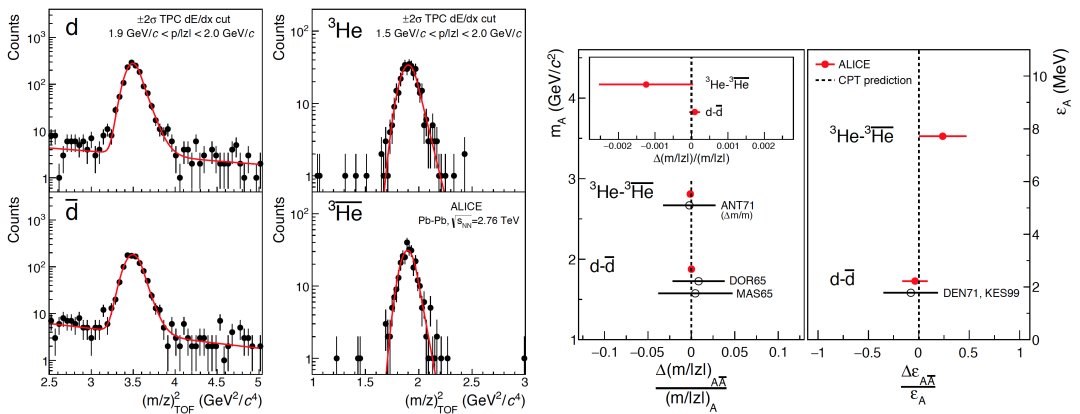


Figure 1. Left: The ALICE measurements [15] for squared mass-over-charge ratio distributions for deuterons (left) and ${}^3\text{He}$ (right) in selected rigidity intervals. Particle and anti-particle spectra are in the top and bottom plots, respectively. Right: Results for $d-\bar{d}$ and ${}^3\text{He}-{}^3\bar{\text{He}}$ mass-over-charge ratio and binding energy differences compared with CPT invariance expectation (dotted lines) and other measurements.

Some recent measurements that demonstrate the PID capabilities of ALICE include identified hadrons and particle ratios at $\sqrt{s} = 7 \text{ TeV}$ [16] and π^0 's at $\sqrt{s} = 2.76 \text{ TeV}$ [17]. ALICE has also measured (charged) jet spectrum at $\sqrt{s} = 7 \text{ TeV}$ [18] and found a good agreement with ATLAS. Here, the excellent tracking capability of ALICE was used to measure the mean number the mean number of constituents down to low- p_T jets. On top of these examples, the obvious and important part of the ALICE pp program is to measure reference spectra to the heavy ion collisions.

The rest of this paper will concentrate on summarizing recent ALICE results on the nuclear modification factor R_{AA} and elliptic flow v_2 with an emphasis on particle identification and small systems.

2 Nuclear modification factor

It has long been predicted that partons traversing hot QCD matter would lose energy and attenuate, but such a phenomena was not observed in early experiments at the CERN SPS [19]. A suppression of high transverse momentum hadron was first observed by experiments at RHIC [16, 20]. To quantify the nuclear modification, PHENIX experiment introduced the nuclear modification factor [20]

$$R_{AA}(p_T) = \frac{(\text{Yield in Pb + Pb})}{(\text{Number of collisions}) \times (\text{Yield in p + p})} = \frac{dN^{AA}/dp_T d\eta}{\langle N_{\text{bin}} \rangle dN^{\text{pp}}/dp_T d\eta}. \quad (1)$$

If the nucleus-nucleus collision could be described as a superposition of independent proton-proton collisions, then R_{AA} would equal unity for all p_T . At the low- p_T $R_{AA} < 1$ since the soft particle production in heavy ion collisions scales with the number of participants rather than the number of collisions [21]. At high- p_T at the SPS $R_{AA} > 1$ which is connected with Cronin enhancement [22]. At RHIC a suppression with respect to binary scaling was observed at the high- p_T .

In proton-lead collisions, the corresponding nuclear modification factor R_{pA} measures the magnitude of cold nuclear matter effects such as a modification of the nuclear parton distributions [23]. As will be seen, typically the cold nuclear effects are small at very high energy. To quantify nuclear modifications precisely, the most favourable case is when all collision systems, pp, p – Pb and Pb – Pb, are

measured at the same collision energy and by the same detector. Currently at the LHC, there is a measured pp reference for the $\sqrt{s} = 2.76$ TeV lead-lead measurements, but not yet for the $\sqrt{s} = 5.02$ TeV proton-lead run. This optimal scenario will be achieved at the end of 2015 when the LHC will provide both $\sqrt{s} = 5.02$ TeV reference pp run and also Pb – Pb collisions at this same energy.

Following subsections discuss the R_{AA} of various single particle spectra. ALICE has also measured R_{AA} of jets [24]. See also the dedicated talk on jets in heavy ions collisions presented at this conference [25].

2.1 Light flavours

The first ALICE R_{AA} measurement for charged hadrons was published in [26] and immediately made an important extension to RHIC results (not shown here). RHIC results reached up to $p_T \sim 10$ GeV/c and it was open whether the data flattens in that region or if R_{AA} starts to rise again. With the LHC data extending to 50 GeV/c (ALICE) or 100+ GeV/c (ATLAS [27], CMS [28]), it is clear that R_{AA} is again rising towards unity. This rules out a very simple phenomenological description of energy loss where every parton would lose a constant fraction of its energy, and also gives more constraints to detailed calculations.

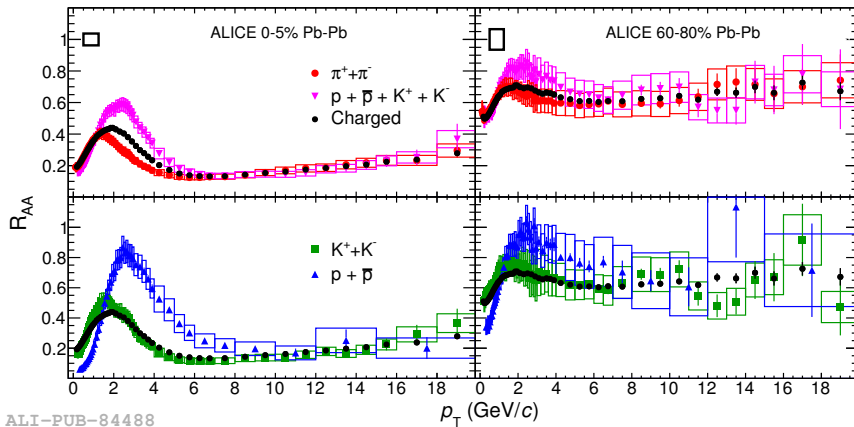


Figure 2. The nuclear modification factor R_{AA} as a function of p_T for different particle species for central (left) and peripheral (right) collisions [29].

Fig. 2 shows recent ALICE measurements of R_{AA} for identified light hadron flavours; charged pions and kaons and (anti-)protons together with all charged hadrons up to $p_T = 20$ GeV/c in central (left) and peripheral (right) collisions. In central collisions, R_{AA} is observed to be the same for all particle species for $p_T \gtrsim 10$ GeV/c suggesting that there is no direct interplay between the energy loss in the medium and the particle species composition in the hard core of the quenched jet and may disfavour models that predict significant particle dependence also at high- p_T . The region $p_T \lesssim 2 \dots 2.5$ GeV/c is generally associated with the thermal production which roughly scales as a number of participants. In the mid- p_T region, $3 < p_T < 10$ GeV/c, protons are clearly less suppressed than pions or kaons. Further studies are needed in order to determine whether models containing only hydrodynamics and jet quenching can describe also the intermediate p_T region or whether a different hadronization model, such as recombination [30], act in this region.

2.2 Heavy flavours

Dedicated heavy flavour (HF) theory [31] and experimental [32] talks were delivered in this conference. Here, we summarize briefly ALICE results for HF R_{AA} . One of the key motivations to study HF in nucleus-nucleus collisions have been the expectation of reduced energy loss in the medium due to so called dead cone effect [33], that arises from suppression of the forward QCD scattering amplitude due to heavy quark mass in the propagator.

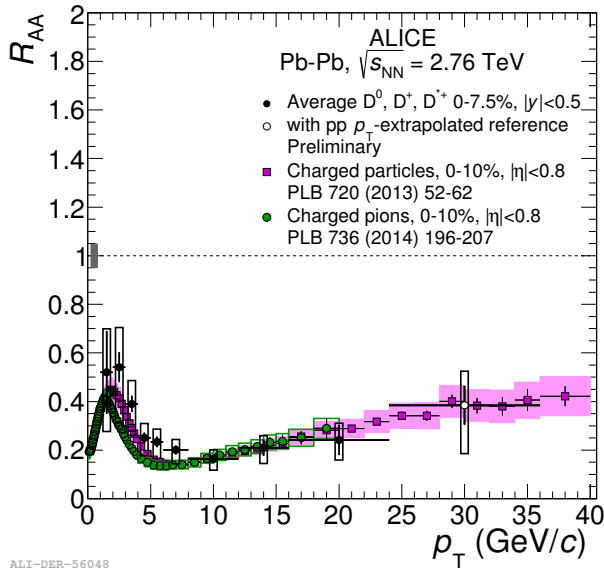


Figure 3. Average D-meson R_{AA} compared to charged hadrons and - pions.

Fig. 3 shows the average D-meson R_{AA} compared to all charged particles and charged pions. Particularly at high- p_T the results agree within one another, and also in lower p_T within the experimental uncertainties, so the dead cone effect is not obvious. Although some models can reproduce this, they tend to have difficulties in simultaneously reproducing the elliptic flow, as will be discussed later in Sec. 3.1.

Suppression of the J/ψ states in presence of QGP was predicted in 1986 [34] and it has been studied extensively at the SPS [35] and RHIC [36]. On top of the effects coming from the hot deconfined medium, there may be cold nuclear matter effects like modification of parton distribution functions or final state absorption in the nuclear medium. Both SPS and RHIC experiments found suppression beyond any cold matter effects. At the LHC, CMS has observed a sequential suppression of the higher mass bottomonium states [37] showing clear medium effects in the suppression.

An earlier measurement in ALICE [38] revealed an interesting surprise: the p_T -integrated R_{AA} of the J/ψ was less suppressed in central lead-lead collisions at the LHC as compared to central gold-gold collisions at RHIC. This is counter intuitive in a sense that naively one would expect the larger and more hot medium to give larger suppression.

Fig. 4 shows ALICE results for p_T -dependence of J/ψ nuclear modification factor R_{AA} in central lead-lead collisions measured at forward rapidity (left panel) using di-muons pairs [39] and in mid-rapidity (right panel) using di-electron pairs [40]. While in [38, 39] one compared forward LHC to mid-rapidity RHIC measurements, later measurement [40] confirmed that the observed smaller suppression at the LHC does not come from a trivial rapidity dependence. Note that the last bin in the

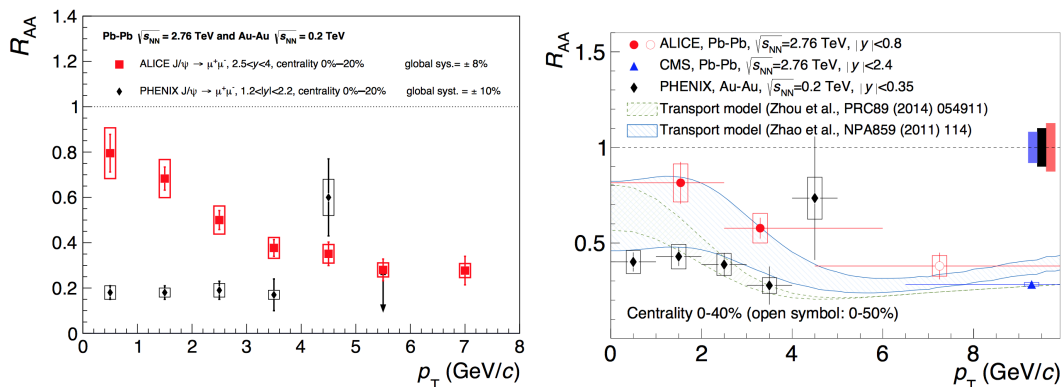


Figure 4. Nuclear modification factor R_{AA} of J/ψ in 0–20 % most central lead-lead collisions at forward rapidity [39] (left) and in 0–40 % most central collisions at mid-rapidity [40] (right).

right panel has open marker indicating that the statistics was too low to determine the mean p_T in that bin, hence the marker is placed at the bin center.

A possible explanation for smaller suppression comes from higher density of charmed quarks at the LHC that would increase the recombination probability to J/ψ . The right panel in Fig. 4 shows results from two transport models [41, 42] that can describe the rise of R_{AA} towards the small p_T . In both models the rise comes from recombination.

2.3 Proton-lead collisions

In the early RHIC era, deuteron-gold collisions were considered mainly as a control for heavy ions. It was expected that there is no medium created and the measurements would probe only cold nuclear matter effects. Originally proton-lead collisions were expected to play the same role also at the LHC. Experiments at both accelerator centers have now found that there may be collective behaviour also in small systems, as will be discussed in Sec. 3.2.

Fig. 5 shows the nuclear modification factor R_{AA} for charged hadrons [43] (left) and average D-mesons [44] (right) in minimum bias proton-lead collisions compared to central and peripheral lead-lead collisions. At high- p_T , R_{AA} is consistent with unity for both charged hadrons and average D-mesons in p – Pb collisions. On the other hand, a clear suppression is seen in central heavy ion collisions. Peripheral heavy ion results lie in between indicating smooth and gradual disappearance of the nuclear effects. The observed cold nuclear matter effects (at high- p_T) are rather modest. This was expected if the only source of cold nuclear modifications is due to the nuclear parton distribution functions, see e.g. [45]. However, saturation physics phenomenology [46] gives results that are also consistent with the data.

3 Elliptic flow

If the fireball created in the relativistic heavy ion collisions thermalizes, then there is a strong hydrodynamical pressure gradient that drives the system to collective motion towards the vacuum outside the droplet. In a very simple blast wave model, the fireball is assumed to break up instantaneously, at

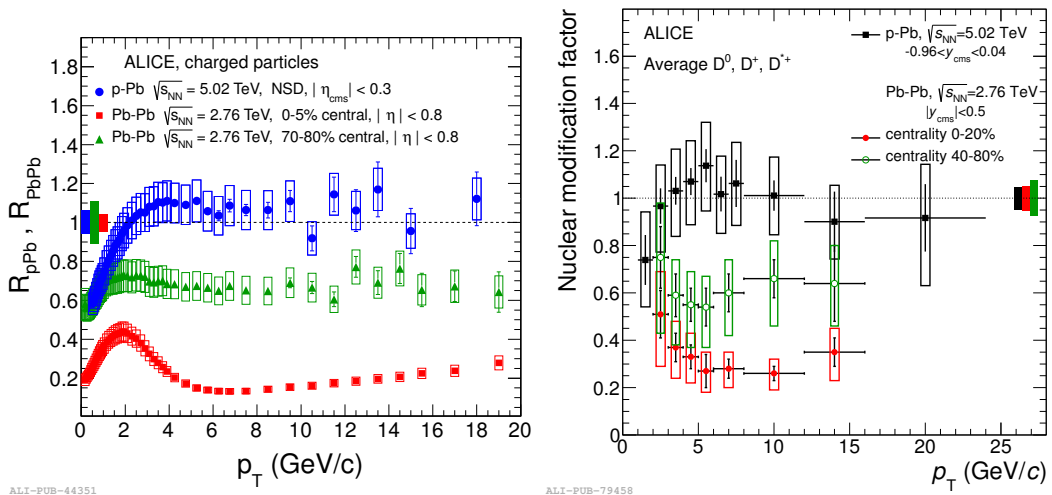


Figure 5. Nuclear modification factor R_{AA} for charged hadrons [43] (left) and average D-mesons [44] (right) in minimum bias proton-lead collisions compared to central and peripheral lead-lead collisions.

some constant proper time, parametrized collective transverse flow profile, in which case the invariant yield of thermal particles becomes [47]

$$E \frac{dN}{d^3p} \propto m_T \int_0^{R_A} dr r I_0 \left(\frac{\beta_T \gamma_T p_T}{T_{kin}} \right) K_1 \left(\frac{\gamma_T m_T}{T_{kin}} \right), \quad \text{where } \beta_T = \beta_T(r) = \beta_{max} \left(\frac{r}{R_A} \right)^\alpha. \quad (2)$$

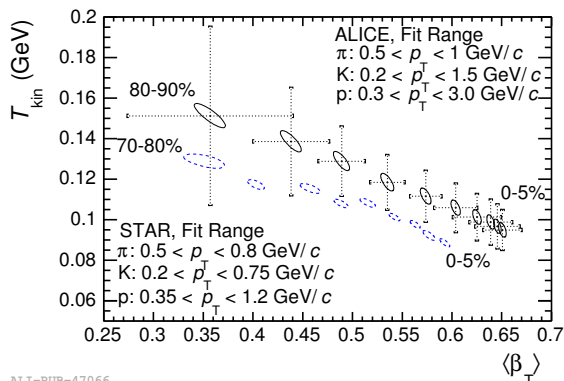
The gamma-factor is related to the collective transverse flow $1/\gamma_T = \sqrt{1 - \beta_T^2}$, transverse mass $m_T = \sqrt{p_T^2 + m^2}$ and R_A is the nuclear radius. The model has four parameters to be determined by a fit to the data: the kinetic freezeout temperature of the system, T_{kin} , the maximum flow velocity, β_{max} , the shape parameter for the flow profile, α , and an overall normalization related to the size (also the lifetime) of the fireball. In the case of constant radial flow $\beta_T = \beta_0 = (\text{const.})$, i.e. shape parameter $\alpha = 0$, one finds that asymptotically at $p_T \gg \max(m, T_{kin})$

$$\frac{1}{m_T} \frac{dN}{dm_T dy} \sim \exp \left(\frac{-m_T}{T_{eff}} \right), \quad \text{where } T_{eff} \equiv T_{kin} \sqrt{\frac{1 + \beta_0}{1 - \beta_0}}. \quad (3)$$

This illustrates the blue shifts in spectra coming from the collective radial expansion. The increase of the apparent temperature is the dominant flow effect in heavy ion collisions.

Fig. 6 shows the blast wave parameters T_{kin} and mean of the transverse velocity $\langle \beta_T \rangle$ at the LHC (solid black) and in RHIC (dashed blue) [48]. Centrality increases when moving from left to right. Average flow velocity increases and freezeout temperature decreases with growing centrality. This suggests that more central collisions have longer lifetime and hence the flow has time to build up.

The blast wave model has several shortcomings. Perhaps the most important, it does not contain any dynamics and it neglects the fact that significant fraction of pions and protons originate from the decays of heavier resonances [49]. The latter could be easily taken into account by considering the resonance decay chains in the blast wave spectra but it would still only give a qualitative description.



ALI-PUB-47066

Figure 6. Blast wave fit parameters break up temperature T_{kin} and mean transverse velocity $\langle \beta_T \rangle$ at the LHC and in RHIC [48]. With increasing centrality, the mean velocity grows and break up temperature reduces. This can be interpreted such that in more central collisions the average lifetime of the system is longer leading to stronger flow and later break up.

Hydrodynamical modeling gives a real dynamical solution of the conservation equations and is the only known thermodynamically consistent way to treat the Equation of State of strongly interacting matter in the evolution equations. The solution of the hydrodynamical evolution equations give dynamically the local temperature, densities and collective velocity in every space-time point inside the fireball. Hence all quantitative thermodynamical characteristics should follow from detailed hydrodynamical simulations. For example, see recent results found using sophisticated theoretical frameworks like VISHNU [50], MUSIC [51] or pQCD+saturation+viscous hydrodynamics [52] in heavy ion collisions or using hydrodynamics in small systems [53].

It was realized [54] that there will be deviations of radial symmetry in the transverse flow due to anisotropic pressure gradients during the evolution. The Fourier decomposition of the angular distribution of particles with respect to the reaction plane has become the standard method with which to analyze flow anisotropies [55]. There are many experimental methods to measure those Fourier coefficients, like flow cumulants [56], but we shall not elaborate the discussion in this note.

Using Fourier decomposition, azimuthal dependence of the final hadron spectra becomes

$$E \frac{dN}{d^3p} = \frac{1}{p_T} \frac{dN}{dp_T dy d\phi} = \frac{1}{2\pi p_T} \frac{dN}{dp_T dy} \left(1 + \sum_{n=1}^{\infty} 2v_n(p_T) \cos(n\phi - \psi_n) \right), \quad (4)$$

where v_n are the flow harmonics and ψ_n event plane angles. The second harmonic coefficient, v_2 , is called elliptic flow and it has a clear centrality dependence. Elliptic flow reflects the dominant almond-shaped geometry in the non-central collisions. The third harmonic, v_3 , is called triangular flow. Triangular flow comes dominant in the ultra-central collisions and it is related to the fluctuations in the initial state of the collisions. For example, simultaneous description of the p_T and centrality dependence of the v_2 and v_3 coefficients puts constraints on the initial geometry fluctuations and the shear viscosity to entropy ratio η/s . A higher viscosity causes more rapid damping of the fluctuations (v_3) and slows the buildup of v_2 . Based on these studies, it has been concluded that QGP shows features of nearly perfect liquid. [50, 51]

The hydrodynamical models [50–52] go beyond the event averages of the flow coefficients (the v_n in Eq. (4)) and study e.g. experimentally measured event-by-event fluctuations of flow [57] and correlations between event plane angles [58]. Such a global analysis provide significantly tighter constraints on QCD matter properties.

One may observe that there is no rapidity dependence in the flow coefficients in Eq. (4). Consequently, flow leads into interesting long range correlations seen in the two-particle correlations. Given

the single particle distribution (4), one obtains a similar Fourier decomposition for the two particle distribution [59]

$$\frac{dN^{\text{pair}}}{d(\phi_t - \phi_a)} =: \frac{dN^{\text{pair}}}{d\Delta\phi} \propto 1 + \sum_{n=1}^{\infty} 2V_{n\Delta}(p_{Tt}, p_{Ta}) \cos(\Delta\phi), \quad (5)$$

where $\Delta\phi := \phi_t - \phi_a$ is a difference in the azimuthal angle between trigger and associated hadron that have transverse momenta p_{Tt} and p_{Ta} , respectively. In the case of flow correlations only, one would have a connection to single particle flow coefficients

$$V_{n\Delta}(p_{Tt}, p_{Ta}) = v_n(p_{Tt})v_n(p_{Ta}) \quad (6)$$

and you would see the correlations extending over large rapidity gaps $\Delta\eta := \eta_t - \eta_a$. This gives an opportunity to determine flow coefficients for hadrons and also for identified flow [60]: by choosing a symmetric bins for trigger and associated particles, $p_{T\text{min}} < p_{Ta}, p_{Tt} < p_{T\text{max}}$, one finds

$$v_n^h\{2PC\} = \sqrt{V_{n\Delta}^{h-h}} \quad v_n^i\{2PC\} = \frac{V_{n\Delta}^{h-i}}{\sqrt{V_{n\Delta}^{h-h}}}, \quad (7)$$

where $i = \pi, K, p$ in case of identified flow. Above $h-h$ refers to unidentified charged hadron-hadron correlation in a symmetric p_T -bin and $h-i$ to a case where one of the hadrons is identified.

So far we have related the harmonics with collectivity in the system (hydrodynamical flow). However, one should be a bit careful since particularly hydrodynamics is expected to describe the bulk of the particle production, i.e. it would be valid description at $p_T < 1 \dots 3 \text{ GeV}/c$ depending on the particle species. However, as discussed in Sec. 2, hard partons are not expected to thermalize but instead they traverse the medium losing their energy. But since the medium is expected to have a smaller geometrical extension in in-plane as compared to out-of-plane, the partons are (on the average) less suppressed at the in-plane direction, causing a positive second Fourier coefficient v_2 . Hence, even though one generally speaks of ‘‘flow coefficients’’, the full range in p_T is not related with hydrodynamical flow.

The rest of this note concentrates on identified v_2 in Pb – Pb and p – Pb collisions.

3.1 Heavy ion collisions

In the Blast Wave model (2), radial flow breaks the m_T -scaling present in the non-flowing case (i.e., if $\beta_{\text{max}} = 0$ then (yield) $\sim K_1(-m_T/T_{\text{kin}})$). Heavier particles gain more momentum from the common collective flow field and this leads into mass ordering of elliptic flow at low- p_T . The left panel in Fig. 7 shows recent ALICE measurement¹ [61] for elliptic flow of $\pi^\pm, K^\pm, p + \bar{p}, \Lambda + \bar{\Lambda}, \Xi + \bar{\Xi}$ and $\Omega + \bar{\Omega}$. One sees a clear mass ordering of the different hadrons and also that a sophisticated hydrodynamical simulation [63] can reproduce that qualitatively rather well, although a more detailed analysis presented in the ALICE paper shows some tensions. The study also provided evidence for constituent quark scaling [64–66] to be violated at the intermediate p_T region at the LHC as deviations up to $\sim 20\%$ level are observed [61]

The right panel in Fig. 7 shows the elliptic flow of average D-mesons compared to charged particle v_2 . The measurements [62] show that D-mesons have a positive v_2 in range $2 < p_T < 6 \text{ GeV}/c$ interval with 5.7σ significance. This high- p_T range is outside the thermal region so these results, together with the D-meson R_{AA} , provide very tight constraints on the heavy quark interactions with the medium.

¹The published paper includes also the v_2 of K_s^0 and ϕ mesons, not shown in Fig. 7.

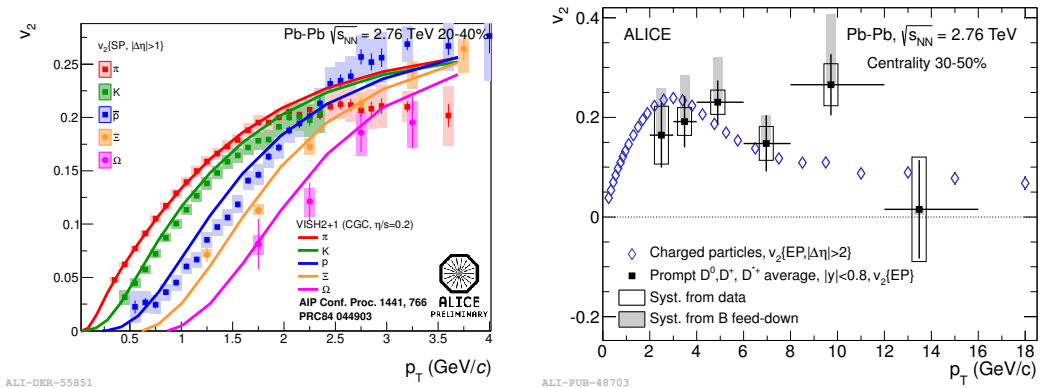


Figure 7. Left: elliptic flow v_2 for identified particles in $\sqrt{s_{NN}} = 2.76$ TeV measured by ALICE [61]. Right: D-meson and charged hadron v_2 compared [62].

3.2 Double ridge in proton-lead collisions

An interesting observation in p-Pb collisions at the LHC was the appearance of a double ridge structure in two-particle correlations [6]. Two-particle correlations are defined as

$$\frac{1}{N_{\text{trig}}} \frac{d^2N}{d\Delta\phi d\Delta\eta}, \quad (8)$$

where $\Delta\phi = \phi_t - \phi_a$ and $\Delta\eta = \eta_t - \eta_a$, such that trigger (t) and associated (a) transverse momenta are in the given bin, and also classify the events globally in terms of the charged particle multiplicity. Typically two-particle correlation functions have a near side peak at $(\Delta\phi, \Delta\eta) = (0, 0)$ coming from hadrons associated with the fragmentation of the same jet as the trigger particle and an away-side peak at $\Delta\phi = \pi$, which is smeared in $\Delta\eta$ due to the different momentum fractions carried by partons in the initial hard scattering. If we now assume that the hard scattering is not significantly modified in proton-lead collision, we can assume that jet correlations from the hard scattering are similar in low- and high-multiplicity p-Pb events. For the further support, we have checked that the correlation function in the low-multiplicity p-Pb collisions is observed to be very similar with the one measured in proton-proton collisions. Then we can study any residual correlations in high-multiplicity events, on top of the hard scattering, by subtracting the correlation functions measured at low-multiplicity from the correlation function measured in the high-multiplicity events. The left panel in Fig. 8 shows the resulting residual correlation function, when you perform such a subtraction [6]. One can observe a clear double ridge structure in $\Delta\phi$ that is elongated in $\Delta\eta$. Returning to the discussion of collective flow of single particles is reflected into two-particle correlations, see Eq. (5), we immediately realize that the observation very much resembles this expectation.

The right panel in Fig. 8 shows the projection of the two-dimensional subtracted correlation function (left) into $\Delta\phi$ together with Fourier decomposition including $\cos(2\Delta\phi)$ and $\cos(3\Delta\phi)$ terms resembling elliptic and triangular flow in the single particle distributions. Note, however, that you cannot use directly Eq. (7) to obtain single particle $v_{2,3}$ here because the trigger and associated bins are asymmetric. Nevertheless, we observe that the double ridge structure is dominantly given by the 2nd harmonic and after inclusion of 3rd harmonic the description of the data already is very good. Results from

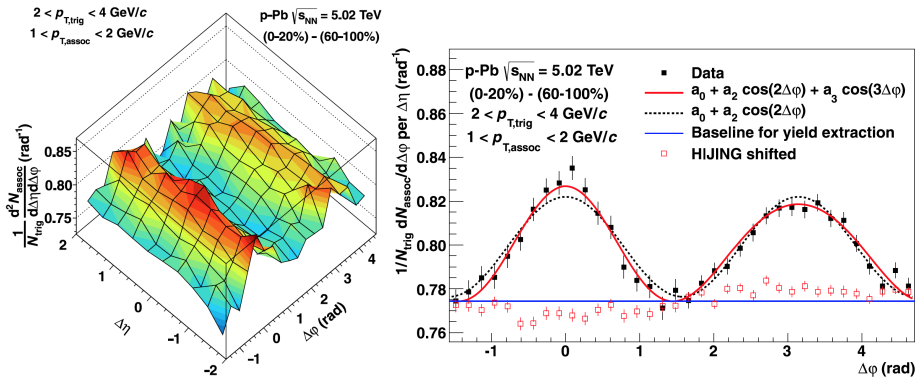


Figure 8. Left: Associated yield per trigger particle in $\Delta\phi$ and $\Delta\eta$ for pairs of charged particles with $2 < p_{\text{Ttrig}} < 4$ GeV/c and $1 < p_{\text{Tassoc}} < 2$ GeV/c in p – Pb collisions at $\sqrt{s_{\text{NN}}} = 5.02$ TeV for the 0–20% multiplicity class, after subtraction of the associated yield obtained in the 60–100% event class. Right: as left but projected onto $\Delta\phi$ averaged over $0.8 < |\Delta\eta| < 1.8$ on the near side and $|\Delta\eta| < 1.8$ on the away side. [6]

HIJING simulation, that does not have any flow effects, is also shown and there is no similar double ridge structure seen indicating that this is not a trivial long range pseudorapidity correlation.

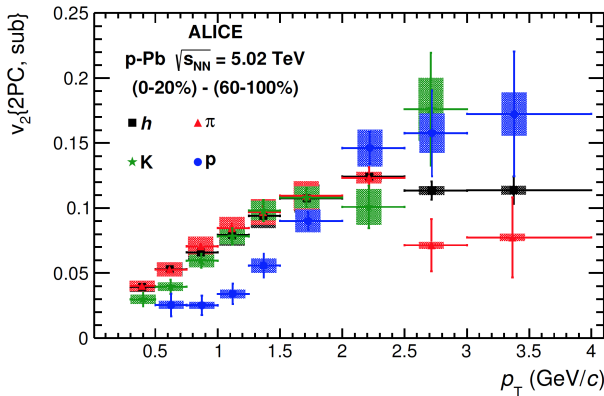


Figure 9. Fourier coefficients $v_2\{2\text{PC, sub}\}$ for pions, kaons and protons measured in the high-multiplicity p – Pb collisions [60].

More detailed study of the properties of the observed double ridge was presented in [60]. Fig. 9 shows the $v_2\{2\text{PC, sub}\}$, extracted using Eq. (7), where “sub” refers that the jet correlations are removed by subtracting the low-multiplicity correlation function from the high-multiplicity one before the projection to $\Delta\phi$. The observed v_2 values have a similar mass ordering than observed in Pb – Pb collisions, compare to left panel in Fig. 7. While not yet conclusive proof, it shows that the Fourier analysis of the double ridge leads to a mass ordering in $v_2\{2\text{PC, sub}\}$ that is characteristic of collective flow. The ATLAS collaboration has also measured higher harmonics using two-particle correlations [67] and the CMS collaboration has also shown that multiparticle correlations [68] give a non-zero v_2 at high-multiplicity proton-lead collisions. The latter strongly favour collective correlations.

Hydrodynamical calculations can qualitatively reproduce these observations [53]. However, one might be concerned on validity of the (viscous) hydrodynamical description due to large pressure gradients in these small system [69]. An alternative Color Glass Condensate (CGC) explanation

based on two gluon scattering from the same color field gives rise to similar correlations when the target gluon densities are high (saturation) [70]. It remains to be seen if the CGC based model can also explain the observed mass ordering.

4 Summary

ALICE is the dedicated heavy ion experiment at the CERN LHC that is equipped with excellent tracking and particle identification capabilities. Recent measurements have been presented of recent ALICE results for R_{AA} and elliptic flow for identified particles in Pb – Pb and p – Pb collisions. There are interesting hints for collective behaviour in high-multiplicity p – Pb collisions. However, the effect of a Color Glass Condensate or other cold matter effects may yet provide an alternative explanation for the observed behaviour.

References

- [1] Y. Akiba et al. (2015), 1502.02730
- [2] I. Tserruya, These proceedings (2015)
- [3] A. Adare et al. (PHENIX), Phys. Rev. Lett. **114**, 192301 (2015), 1404.7461
- [4] L. Adamczyk et al. (STAR), Phys. Lett. **B747**, 265 (2015), 1502.07652
- [5] A. Adare et al. (PHENIX), Phys. Rev. Lett. **115**, 142301 (2015), 1507.06273
- [6] B. Abelev et al. (ALICE), Phys. Lett. **B719**, 29 (2013), 1212.2001
- [7] G. Aad et al. (ATLAS), Phys. Rev. Lett. **110**, 182302 (2013), 1212.5198
- [8] S. Chatrchyan et al. (CMS), Phys. Lett. **B724**, 213 (2013), 1305.0609
- [9] V. Khachatryan et al. (CMS), JHEP **09**, 091 (2010), 1009.4122
- [10] G. Aad et al. (ATLAS) (2015), 1509.04776
- [11] V. Khachatryan et al. (CMS) (2015), 1510.03068
- [12] K. Aamodt et al. (ALICE), JINST **3**, S08002 (2008)
- [13] G. Aad et al. (ATLAS), JINST **3**, S08003 (2008)
- [14] S. Chatrchyan et al. (CMS), JINST **3**, S08004 (2008)
- [15] J. Adam et al. (ALICE), Nature Phys. (2015), 1508.03986
- [16] J. Adam et al. (ALICE), Eur. Phys. J. **C75**, 226 (2015), 1504.00024
- [17] B.B. Abelev et al. (ALICE), Eur. Phys. J. **C74**, 3108 (2014), 1405.3794
- [18] B.B. Abelev et al. (ALICE), Phys. Rev. **D91**, 112012 (2015), 1411.4969
- [19] X.N. Wang, Phys. Rev. Lett. **81**, 2655 (1998), hep-ph/9804384
- [20] K. Adcox et al. (PHENIX), Phys. Rev. Lett. **88**, 022301 (2002), nucl-ex/0109003
- [21] K. Aamodt et al. (ALICE), Phys. Rev. Lett. **106**, 032301 (2011), 1012.1657
- [22] D. Antreasyan, J.W. Cronin, H.J. Frisch, M.J. Shochet, L. Kluberg, P.A. Piroue, R.L. Sumner, Phys. Rev. **D19**, 764 (1979)
- [23] K.J. Eskola, H. Paukkunen, C.A. Salgado, JHEP **04**, 065 (2009), 0902.4154
- [24] J. Adam et al. (ALICE), Phys. Lett. **B746**, 1 (2015), 1502.01689
- [25] A. Shabetai, These proceedings (2015)
- [26] K. Aamodt et al. (ALICE), Phys. Lett. **B696**, 30 (2013), 1012.1004
- [27] G. Aad et al. (ATLAS), JHEP **09**, 050 (2015), 1504.04337
- [28] S. Chatrchyan et al. (CMS), Eur. Phys. J. **C72**, 1945 (2012), 1202.2554
- [29] J. Adam et al. (ALICE) (2015), 1506.07287

- [30] R.J. Fries, B. Muller, C. Nonaka, S.A. Bass, Phys. Rev. **C68**, 044902 (2003), nucl-th/0306027
- [31] M. Nardi, These proceedings (2015)
- [32] M.J. Kweon, These proceedings (2015)
- [33] Y.L. Dokshitzer, D.E. Kharzeev, Phys. Lett. **B519**, 199 (2001), hep-ph/0106202
- [34] T. Matsui, H. Satz, Phys. Lett. **B178**, 416 (1986)
- [35] R. Arnaldi (NA60), Nucl. Phys. **A830**, 345C (2009), 0907.5004
- [36] A. Adare et al. (PHENIX), Phys. Rev. **C77**, 024912 (2008), [Erratum: Phys. Rev.C79,059901(2009)], 0903.4845
- [37] S. Chatrchyan et al. (CMS), Phys. Rev. Lett. **109**, 222301 (2012), 1208.2826
- [38] B. Abelev et al. (ALICE), Phys. Rev. Lett. **109**, 072301 (2012), 1202.1383
- [39] B.B. Abelev et al. (ALICE), Phys. Lett. **B734**, 314 (2014), 1311.0214
- [40] J. Adam et al. (ALICE), JHEP **07**, 051 (2015), 1504.07151
- [41] K. Zhou, N. Xu, Z. Xu, P. Zhuang, Phys. Rev. **C89**, 054911 (2014), 1401.5845
- [42] X. Zhao, R. Rapp, Nucl. Phys. **A859**, 114 (2011), 1102.2194
- [43] B. Abelev et al. (ALICE), Phys. Rev. Lett. **110**, 082302 (2013), 1210.4520
- [44] B.B. Abelev et al. (ALICE), Phys. Rev. Lett. **113**, 232301 (2014), 1405.3452
- [45] I. Helenius, K.J. Eskola, H. Honkanen, C.A. Salgado, JHEP **07**, 073 (2012), 1205.5359
- [46] P. Tribedy, R. Venugopalan, Phys. Lett. **B710**, 125 (2012), [Erratum: Phys. Lett.B718,1154(2013)], 1112.2445
- [47] E. Schnedermann, J. Sollfrank, U.W. Heinz, Phys. Rev. **C48**, 2462 (1993), nucl-th/9307020
- [48] B. Abelev et al. (ALICE), Phys. Rev. **C88**, 044910 (2013), 1303.0737
- [49] K.J. Eskola, H. Niemi, P.V. Ruuskanen, S.S. Rasanen, Phys. Lett. **B566**, 187 (2003), hep-ph/0206230
- [50] H. Song, S. Bass, U.W. Heinz, Phys. Rev. **C89**, 034919 (2014), 1311.0157
- [51] C. Gale, S. Jeon, B. Schenke, P. Tribedy, R. Venugopalan, Phys. Rev. Lett. **110**, 012302 (2013), 1209.6330
- [52] H. Niemi, K.J. Eskola, R. Paatelainen (2015), 1505.02677
- [53] P. Bozek, W. Broniowski, G. Torrieri, Phys. Rev. Lett. **111**, 172303 (2013), 1307.5060
- [54] J.Y. Ollitrault, Phys. Rev. **D46**, 229 (1992)
- [55] S. Voloshin, Y. Zhang, Z. Phys. **C70**, 665 (1996), hep-ph/9407282
- [56] A. Bilandzic, R. Snellings, S. Voloshin, Phys. Rev. **C83**, 044913 (2011), 1010.0233
- [57] G. Aad et al. (ATLAS), JHEP **11**, 183 (2013), 1305.2942
- [58] G. Aad et al. (ATLAS), Phys. Rev. **C90**, 024905 (2014), 1403.0489
- [59] K. Aamodt et al. (ALICE), Phys. Lett. **B708**, 249 (2012), 1109.2501
- [60] B.B. Abelev et al. (ALICE), Phys. Lett. **B726**, 164 (2013), 1307.3237
- [61] B.B. Abelev et al. (ALICE), JHEP **06**, 190 (2015), 1405.4632
- [62] B. Abelev et al. (ALICE), Phys. Rev. Lett. **111**, 102301 (2013), 1305.2707
- [63] C. Shen, U. Heinz, P. Huovinen, H. Song, Phys. Rev. **C84**, 044903 (2011), 1105.3226
- [64] D. Molnar, S.A. Voloshin, Phys. Rev. Lett. **91**, 092301 (2003), nucl-th/0302014
- [65] A. Adare et al. (PHENIX), Phys. Rev. Lett. **98**, 162301 (2007), nucl-ex/0608033
- [66] B.I. Abelev et al. (STAR), Phys. Rev. **C75**, 054906 (2007), nucl-ex/0701010
- [67] G. Aad et al. (ATLAS), Phys. Rev. **C90**, 044906 (2014), 1409.1792
- [68] V. Khachatryan et al. (CMS), Phys. Rev. Lett. **115**, 012301 (2015), 1502.05382
- [69] H. Niemi, G.S. Denicol (2014), 1404.7327

[70] K. Dusling, R. Venugopalan, Phys. Rev. **D87**, 094034 (2013), 1302.7018