
AN ASYMPTOTIC PRESERVING SCHEME FOR THE RELATIVISTIC VLASOV–MAXWELL EQUATIONS IN THE CLASSICAL LIMIT

by

Nicolas Crouseilles, Lukas Einkemmer & Erwan Faou

Abstract. — We consider the relativistic Vlasov–Maxwell (RVM) equations in the limit when the light velocity c goes to infinity. In this regime, the RVM system converges towards the Vlasov–Poisson system and the aim of this paper is to construct asymptotic preserving numerical schemes that are robust with respect to this limit.

Our approach relies on a time splitting approach for the RVM system employing an implicit time integrator for Maxwell’s equations in order to damp the higher and higher frequencies present in the numerical solution. It turns out that the choice of this implicit method is crucial as even L -stable methods can lead to numerical instabilities for large values of c .

A number of numerical simulations are conducted in order to investigate the performances of our numerical scheme both in the relativistic as well as in the classical limit regime. In addition, we derive the dispersion relation of the Weibel instability for the continuous and the discretized problem.

Contents

1. Introduction.....	2
2. Relativistic Vlasov–Maxwell system & Asymptotic behavior	
3	
3. Description of the numerical method	5
4. Numerical results	13

2000 Mathematics Subject Classification. — 65M22, 82D10.

This work is supported by the Fonds zur Förderung der Wissenschaften (FWF) – project id: P25346.

This work was partly supported by the ERC Starting Grant Project GEOPARDI No 279389 and by the ANR project Moonrise ANR-14-CE23-0007-01.

The computational results presented have been achieved in part using the Vienna Scientific Cluster (VSC).

5. Conclusion	19
References.....	20
Appendix: Dispersion relation and linear analysis	24

1. Introduction

In this work, we are interested in the non relativistic limit of the relativistic Vlasov–Maxwell (RVM) equations. This system of nonlinear partial differential equations couples a Maxwell system with a transport equation for the particles density and depends on a parameter c which represents the speed of light. It has been shown in [41, 1, 18] that for smooth initial data with compact support classical solutions exist on an intervals $[0, T]$ independent of c and converge to the solution of the Vlasov–Poisson system at a rate proportional to $1/c$ as c tends to infinity.

To reproduce this behavior numerically, standard schemes usually require very small time steps since solutions develop highly oscillatory phenomena on a scale proportional to $1/c$. The main goal of this work is to overcome this difficulty by deriving numerical schemes that preserve this Vlasov–Poisson limit without requiring small time steps.

Starting with the seminal paper of Cheng & Knorr [11], a largely body of works has been devoted to the solution of the Vlasov–Poisson system (see, for example, [10, 8, 20, 28]). Recently, both the relativistic as well as the non-relativistic Vlasov–Maxwell system has received some attention (see, for example, [12, 13, 17, 36, 43, 45, 2, 42]). Regarding time integration, splitting methods have several advantages: They are often explicit and computationally attractive as they reduce the integration of the system to a sequence of numerical approximations of lower dimensional problems, and in general structure preserving (symplecticity, reversibility, see [3, 27] for general settings). For example in the Vlasov–Poisson case the computational advantage lies in the fact that splitting methods reduce the nonlinear system to a sequence of one-dimensional explicit advections. Various space discretization methods can then be employed to solve the resulting advections. Semi-Lagrangian methods using interpolation with Fourier or spline basis functions as well as discontinuous Galerkin type schemes are among the most commonly employed methods.

In our previous work [13] we have introduced a three-term splitting for the Vlasov–Maxwell system that is computationally attractive, easy to implement, and extensible to arbitrary order in time. In addition, it can be easily combined with a range of space discretization techniques. This approach can be extended to the fully relativistic case. However, since the scheme relies on an explicit time stepping scheme for Maxwell’s equations, significant difficulties appear when c is large (the CFL condition is proportional to c^2).

Our goal is to design a numerical scheme that is uniformly efficient both when c is of order one and for arbitrary large values of c , with a fixed set of numerical parameters. This is the context of *asymptotic preserving schemes* (see [30]). The main idea is to propose a modification of the splitting introduced in [13] to capture the correct asymptotic behavior without destroying the order of convergence on the limit system. More precisely, the linear part of Maxwell's equations is solved by using an implicit numerical scheme (implicit Euler or the Radau IIA method). While this choice destroys the geometric structure of the splitting (reversibility and symplecticity), the resulting time integrator is unconditionally stable with respect to c and introduces enough numerical dissipation to recover the correct limit of the system when c tends to infinity. This way, our scheme enjoys the asymptotic preserving property.

Regarding space approximation, we will mainly consider an approach based on Fourier techniques. Let us emphasize, however, that our numerical scheme could be easily extended to various other space discretization methods.

In section 2 we will discuss the Vlasov–Maxwell system as well as its asymptotic behavior. The numerical method proposed in this paper is introduced in section 3. In section 4 we present the numerical simulations used to benchmark and validate our asymptotic preserving scheme. Finally, we conclude in section 5.

2. Relativistic Vlasov–Maxwell system & Asymptotic behavior

We consider the Vlasov–Maxwell system that is satisfied by a electron distribution function $f = f(t, x, v)$ and the electromagnetic fields $(E, B) = (E(t, x), B(t, x)) \in \mathbb{R}^3 \times \mathbb{R}^3$. Here, the spatial variable is denoted by $x \in X^3$ (X^3 being a three dimensional torus), the velocity/momentum variable is denoted by $p \in \mathbb{R}^3$, and the time is denoted by $t \geq 0$. Using dimensionless units, the Vlasov–Maxwell system can be written as

$$(2.1) \quad \begin{aligned} \partial_t f + \frac{p}{\gamma} \cdot \nabla_x f + \left(E + \frac{p}{\gamma} \times B \right) \cdot \nabla_p f &= 0, \\ \partial_t E &= c^2 \nabla_x \times B - \int_{\mathbb{R}^3} \frac{p}{\gamma} f(t, x, p) \, dp + \bar{J}(t), \\ \partial_t B &= -\nabla_x \times E, \end{aligned}$$

where

$$(2.2) \quad \bar{J}(t) = \frac{1}{|X^3|} \int_{X^3} \int_{\mathbb{R}^3} \frac{p}{\gamma} f(t, x, p) \, dx \, dp$$

and $|X^3|$ denotes the volume of X^3 . In the relativistic case, the Lorentz factor depends on p and the dimensionless parameter c , and is given by

$$\gamma = \sqrt{1 + |p|^2/c^2}.$$

Let us note that the splitting method considered in [13] applies to the case $\gamma = 1$ and $c = 1$, but as we will see later, it can be easily extended to the case $\gamma = \sqrt{1 + |p|^2/c^2}$.

In addition, two constraints on the electromagnetic field (E, B) are imposed

$$(2.3) \quad \nabla_x \cdot E = \rho(t, x) := \int_{\mathbb{R}^3} f(t, x, p) dp - 1, \quad \nabla_x \cdot B = 0,$$

and we easily check that if these constraints are satisfied at the initial time, they are satisfied for all times $t > 0$. We moreover impose that E and B are of zero average for all times t ; that is

$$(2.4) \quad \int_{X^3} E(t, x) dx = \int_{X^3} B(t, x) dx = 0,$$

which implies the presence of \bar{J} in the system (2.1). Moreover, the total mass is preserved; that is the relation

$$\int_{X^3} \int_{\mathbb{R}^3} f(t, x, p) dx dp = \int_{X^3} \int_{\mathbb{R}^3} f(0, x, p) dx dp = 1$$

holds true for all times $t > 0$. Let us duly note, however, that the constraints considered above are not always satisfied for a given numerical approximation.

As initial condition, we have to specify the distribution function and the field variables:

$$f(t = 0, x, v) = f_0(x, v), \quad B(t = 0, x) = B_0(x),$$

where $\nabla_x \cdot B_0(x) = 0$ and $E(t = 0, x)$ is determined by solving the Poisson equation at $t = 0$ (see (2.3)).

The Hamiltonian associated with the Vlasov–Maxwell system is given by (see [38, 37])

$$(2.5) \quad \begin{aligned} \mathcal{H} &:= \frac{1}{2} \int_{X^3} |E|^2 dx + \frac{c^2}{2} \int_{X^3} |B|^2 dx + c^2 \int_{X^3 \times \mathbb{R}^3} [\gamma - 1] f dp dx \\ &=: \mathcal{H}_E + \mathcal{H}_B + \mathcal{H}_f. \end{aligned}$$

The three terms correspond to electric energy, magnetic energy, and kinetic energy, respectively. We easily check that this total energy is conserved along the exact solution of (2.1).

In the limit $c \rightarrow +\infty$, the Vlasov–Maxwell equations lead to the 3-dimensional Vlasov–Poisson equations (see [18, 41, 1, 4]). Formally, when c goes to infinity, we check from (2.1) that B goes to zero (assuming a well-prepared initial condition; for example, $B(t = 0, x) = \mathcal{O}(1/c)$). In addition, γ converges to 1, so that we obtain the so-called Vlasov–Ampère model

$$(2.6) \quad \partial_t f + p \cdot \nabla_x f + E \cdot \nabla_p f = 0, \quad \partial_t E = -(J - \bar{J}),$$

with $J = \int_{\mathbb{R}^3} p f \, dp$. Since in the limit the electric field is curl free (i.e., $\nabla_x \times E = 0$), we deduce that there exists a potential ϕ such that $E = -\nabla_x \phi$. Assuming that the Poisson equation $-\Delta_x \phi = \int_{\mathbb{R}^3} f \, dp - 1$ is satisfied for $t = 0$, we can use the continuity equation (obtained by integrating (2.6) with respect to $p \in \mathbb{R}^3$)

$$\partial_t \rho + \nabla_x \cdot J = 0,$$

to verify that the Poisson equation holds true for all times $t > 0$, even if we only assume that E satisfies the Ampère equation $\partial_t E = -(J - \bar{J})$. As a consequence, the Vlasov–Ampère equation (2.6) is equivalent to the Vlasov–Poisson model.

Let us note that Maxwell’s equations support plane wave solutions of the form $e^{i(k \cdot x - \omega t)}$ for $\omega = c|k|$, k being the dual Fourier variable on the torus X^3 . This is called the dispersion relation. We thus conclude that, for a fixed wavenumber k , the angular frequency ω increases proportional to c . This poses a difficult problem for a given numerical scheme as high frequency oscillations have to be resolved. This is especially important as the nonlinear coupling to the Vlasov equation excites modes that are not present in the initial condition. Of course, in the latter case the dispersion relation is modified as we have to take the full Vlasov–Maxwell system into account. This point will be further discussed in section 5.

3. Description of the numerical method

In this section, we propose a time discretization of (2.1) enjoying the asymptotic preserving property in the sense that it is uniformly stable with respect to c and is consistent with the Vlasov–Poisson model (2.6) when c goes to infinity, for a fixed time step. We first focus on the time discretization of the linear part of the Maxwell’s equations before describing the time discretization of the rest of the RVM model. Then, a fully discretized presentation of the numerical scheme is performed in the case of the 1+1/2 RVM model.

In the sequel, we will use a discretization of the time variable $t^n = n\Delta t$, $\Delta t > 0$ and the classical notation Z^n as approximation of $Z(t^n)$ where Z can denote the electric (or magnetic) field E (B) as well as the distribution function f . Finally, in the third part of this section we will denote the Fourier transform of any space dependent quantity Z by \hat{Z} and the associated frequency in Fourier space by k .

3.1. Time discretization of Maxwell’s equations. — We split Maxwell’s equations between the linear part

$$(3.1) \quad \partial_t E = c^2 \nabla_x \times B, \quad \partial_t B = -\nabla_x \times E,$$

and the nonlinear part

$$\partial_t E = -(J - \bar{J}).$$

The former is essentially a wave equation, which is stiff due to the presence of c , while the latter is a (non stiff) nonlinear part that only mediates the coupling to the Vlasov equation and will be considered in the next section.

In order to avoid the stability constraint imposed by c^2 , an implicit scheme has to be used for the linear part (3.1). Let us consider an implicit Euler scheme

$$(3.2) \quad E^{n+1} = E^n + c^2 \Delta t \nabla_x \times B^{n+1}, \quad B^{n+1} = B^n - \Delta t \nabla_x \times E^{n+1},$$

such that combining the two equations gives an implicit time discretization for the wave equation satisfied by B

$$(3.3) \quad \begin{aligned} \frac{B^{n+1} - 2B^n + B^{n-1}}{\Delta t^2} &= -c^2 \nabla_x \times (\nabla_x \times B^{n+1}) \\ &= -c^2 \nabla_x (\nabla_x \cdot B^{n+1}) + c^2 \Delta B^{n+1}. \end{aligned}$$

Moreover, the divergence constraint for B is propagated in time since if $\nabla_x \cdot B^n = 0$, then the second equation of (3.2) ensures $\nabla_x \cdot B^{n+1} = 0$. As a consequence, (3.3) reduces to the following implicit time integrator

$$(3.4) \quad \frac{B^{n+1} - 2B^n + B^{n-1}}{\Delta t^2} = c^2 \Delta B^{n+1}.$$

It is well known that this scheme is stable since the amplification factor is smaller than one. It means that this scheme damps high frequencies significantly compared to the exact flow. However, this property is essential in our case as we rely on the fact that for large c the numerical scheme damps the high frequencies in the system to recover the correct asymptotic behavior. With a Hamiltonian solver (such as the one described in [13], or solving (3.3) exactly) this behavior is not possible. Thus, we expect the present numerical integrator to compare unfavourably to the Hamiltonian splitting when c is close to unity (even though it is a consistent numerical scheme). However, for large values of c it has the decisive advantage that no CFL condition is imposed for the wave equation.

Note that several adaptations could be introduced to make the scheme symplectic if c is small, by changing for instance the right-hand side of (3.4) to $c^2((1 - \theta)\Delta B^{n+1} + \theta B^n)$ where θ depends on c , and can be chosen close to 1 for large c and close to 0 for small c . However, we will not consider such modifications in the present paper.

3.2. Time discretization of the Vlasov equation. — Let us now focus on the kinetic part of the RVM equation. To ensure that the Poisson equation is satisfied for all times, the numerical scheme should satisfy the charge

conservation property (see [9, 17, 43]). To accomplish this we adopt a time splitting inspired from [13]: first, we solve the following flow

$$(3.5) \quad \begin{aligned} \partial_t f + \frac{p}{\gamma} \cdot \nabla_x f &= 0, \\ \partial_t E &= - \int_{\mathbb{R}^3} \frac{p}{\gamma} f(t, x, p) \, dp + \bar{J}(t), \\ \partial_t B &= 0. \end{aligned}$$

Second, we solve

$$(3.6) \quad \begin{aligned} \partial_t f + E \cdot \nabla_p f &= 0, \\ \partial_t E &= 0, \quad \partial_t B = 0. \end{aligned}$$

Finally, we solve

$$(3.7) \quad \begin{aligned} \partial_t f + \left(\frac{p}{\gamma} \times B \right) \cdot \nabla_p f &= 0, \\ \partial_t E &= 0, \quad \partial_t B = 0. \end{aligned}$$

Note that $\nabla_p \cdot \left(\frac{p}{\gamma} \times B(x) \right) = 0$ so that the transport term in (3.7) is conservative. All of these three steps can be solved exactly in time (see [13]).

3.3. Application to the 1+1/2 RVM and phase space integration. —

Preparing for the numerical simulations conducted in section 4, we detail our numerical scheme for the 1+1/2 RVM system (see also [45]). We consider the phase space $(x_1, p_1, p_2) \in X \times \mathbb{R}^2$, where X is a one-dimensional torus, and the unknown functions are $f(t, x_1, p_1, p_2)$, $B(t, x_1)$ and $E(t, x_1) = (E_1, E_2)(t, x_1)$ which are determined by solving the following system of evolution equations

$$(3.8) \quad \begin{aligned} \partial_t f + \frac{p_1}{\gamma} \partial_{x_1} f + E \cdot \nabla_p f + \frac{1}{\gamma} B \mathcal{J} p \cdot \nabla_p f &= 0, \\ \partial_t B &= -\partial_{x_1} E_2; \\ \partial_t E_2 &= -c^2 \partial_{x_1} B - \int_{\mathbb{R}^2} \frac{p_2}{\gamma} f(t, x_1, p) \, dp + \bar{J}_2(t), \\ \partial_t E_1 &= - \int_{\mathbb{R}^2} \frac{p_1}{\gamma} f(t, x_1, p) \, dp + \bar{J}_1(t), \end{aligned}$$

where $p = (p_1, p_2)$, $\gamma = \sqrt{1 + (p_1^2 + p_2^2)/c^2}$ and

$$\bar{J}_i(t) = \frac{1}{|X|} \int_X \int_{\mathbb{R}^2} \frac{p_i}{\gamma} f(t, x_1, p) \, dx_1 \, dp, \quad i = 1, 2,$$

with $|X|$ the total measure of X ; finally, \mathcal{J} denotes the symplectic matrix

$$\mathcal{J} = \begin{pmatrix} 0 & 1 \\ -1 & 0 \end{pmatrix}.$$

This reduced system corresponds to choosing an initial value of the form

$$E(x_1, x_2, x_3) = \begin{pmatrix} E_1(x_1) \\ E_2(x_1) \\ 0 \end{pmatrix} \quad \text{and} \quad B(x_1, x_2, x_3) = \begin{pmatrix} 0 \\ 0 \\ B(x_1) \end{pmatrix}$$

and a f depending on x_1 and (p_1, p_2) only in the system (2.1). Then it can be easily checked that this structure is preserved by the exact flow. We refer the reader to [10, 45] for more details.

Let us now consider the splitting scheme introduced in the previous subsections in more detail in the context of the 1+1/2 RVM model. We denote by f^n , E_1^n , E_2^n and B^n approximations of the exact solution at time $t_n = n\Delta t$.

3.3.1. First step. — The first step of the splitting consists in advancing (3.5) in time which, in our 1+1/2 RVM framework, can be written in Fourier space as follows

$$(3.9) \quad \partial_t \hat{f} + \frac{p_1}{\gamma} ik \hat{f} = 0, \quad \partial_t \hat{E}_1 = - \int_{\mathbb{R}^2} \frac{p_1}{\gamma} \hat{f} dp + \bar{J}_1, \quad \partial_t \hat{E}_2 = - \int_{\mathbb{R}^2} \frac{p_2}{\gamma} \hat{f} dp + \bar{J}_2,$$

where $\hat{\cdot}$ denotes the Fourier transform in the spatial variable only. We extend [13] to the relativistic case: first, \hat{f} can be computed exactly from \hat{f}^n by integrating directly between 0 and Δt

$$\forall k \in \mathbb{Z}, \quad \hat{f}^* = \hat{f}^n \exp(-ip_1 k \Delta t / \gamma).$$

Then, the equation for E_1 can be solved exactly in time (for $k \neq 0$)

$$\begin{aligned} \hat{E}_1^* &= \hat{E}_1^n - \int_{\mathbb{R}^2} \frac{p_1}{\gamma} \int_0^{\Delta t} \hat{f}(t) dt dp \\ &= \hat{E}_1^n - \int_{\mathbb{R}^2} \frac{p_1}{\gamma} \hat{f}^n \int_0^{\Delta t} \exp(-ip_1 k(t - t^n)/\gamma) dt dp \\ &= \hat{E}_1^n - \int_{\mathbb{R}^2} \frac{p_1}{\gamma} \hat{f}^n \left[\frac{-1}{ikp_1/\gamma} (\exp(-ikp_1 \Delta t / \gamma) - 1) \right] dp \\ &= \hat{E}_1^n + \frac{1}{ik} \left[\int_{\mathbb{R}^2} (\hat{f}^* - \hat{f}^n) dp \right]. \end{aligned}$$

The same procedure can be applied to the equation for E_2

$$\begin{aligned} \hat{E}_2^* &= \hat{E}_2^n - \int_{\mathbb{R}^2} \frac{p_2}{\gamma} \hat{f}^n \left[\frac{-1}{ikp_1/\gamma} (\exp(-ikp_1 \Delta t / \gamma) - 1) \right] dp \\ &= \hat{E}_2^n + \frac{1}{ik} \int_{\mathbb{R}^2} \frac{p_2}{p_1} \hat{f}^n [\exp(-ikp_1 \Delta t / \gamma) - 1] dp. \end{aligned}$$

Numerically, the integration with respect to p is done by standard quadrature formulas.

3.3.2. Second step. — In the second step we approximate the linear part of Maxwell's equations (3.2). For the 1+1/2 RVM case we get (in Fourier space)

$$(3.10) \quad \partial_t \hat{B} = -ik\hat{E}_2, \quad \partial_t \hat{E}_2 = -c^2 ik\hat{B}, \quad \partial_t \hat{E}_1 = 0,$$

with the initial conditions $\hat{B} = \hat{B}^n$, $\hat{E}_1 = \hat{E}_1^*$, $\hat{E}_2 = \hat{E}_2^*$ (\hat{E}_1^* and \hat{E}_2^* are computed in the last step). The use of an implicit Euler scheme in time to ensure stability with respect to c yields the formula

$$\begin{aligned} \hat{E}_2^{n+1} &= \hat{E}_2^n - c^2 \Delta t ik \hat{B}^{n+1} \\ \hat{B}^{n+1} &= \hat{B}^n - \Delta t ik \hat{E}_2^{n+1}. \end{aligned}$$

Note that \hat{E}_1 is unchanged and thus $\hat{E}_1^{n+1} = \hat{E}_1^*$. These equations can be cast into the following 2x2 matrix system

$$(3.11) \quad \begin{pmatrix} \hat{E}_2^{n+1} \\ \hat{B}^{n+1} \end{pmatrix} = \frac{1}{1 + \Delta t^2 c^2 k^2} \begin{pmatrix} 1 & -c^2 \Delta t ik \\ -\Delta t ik & 1 \end{pmatrix} \begin{pmatrix} \hat{E}_2^* \\ \hat{B}^n \end{pmatrix}.$$

3.3.3. Third step. — In the third step we solve (3.6). Using the electric field E^{n+1} computed in the previous step, it becomes

$$(3.12) \quad \partial_t f + E^{n+1} \cdot \nabla_p f = 0.$$

As the electric field is kept constant during this step, the solution of this equation is explicitly given by

$$f^{**}(x, p) = f^*(x, p - \Delta t E^{n+1}).$$

The evaluation of f^* at the point $p - \Delta t E^{n+1}$ is performed using a 2-dimensional interpolation (using 3rd order Lagrange interpolation).

3.3.4. Fourth step. — In this last step, we solve (3.7). Using the magnetic field B^{n+1} computed in the second step, we have to solve

$$(3.13) \quad \partial_t f + \frac{1}{\gamma} B^{n+1} \mathcal{J} p \cdot \nabla_p f = 0.$$

The solution of this equation can be written as follows

$$(3.14) \quad f^{n+1}(x, p) = f^{**}(x, P(t^n; t^{n+1}, p)),$$

where $P(t^n; t^{n+1}, p)$ is the solution at time t^n of the characteristics equation taking the value p at time t^{n+1} , i.e.

$$\frac{dP}{dt} = \frac{1}{\sqrt{1 + |P|^2/c^2}} B^{n+1} \mathcal{J} P, \quad P(t^{n+1}) = p, \quad t \in [t^n, t^{n+1}].$$

This ordinary differential equation can be solved analytically since γ is constant on each trajectory and B^{n+1} is independent of p . Then, a 2-dimensional interpolation (using 3rd order Lagrange interpolation) is performed in (3.14) in order to compute f^{n+1} . In the non-relativistic case, this step is simpler since

a directional splitting reduces the problem to a sequence of one-dimensional transport equations.

3.3.5. Algorithm. — We summarize the main point of the proposed algorithm, starting from f^n, E_1^n, E_2^n, B^n :

- compute f^*, E_1^*, E_2^* from f^n, E_1^n, E_2^n by solving (3.9) with step size Δt ,
- compute $E_1^{n+1}, E_2^{n+1}, B^{n+1}$ from E_1^*, E_2^*, B^n by solving (3.10) using the implicit Euler method with step size Δt ,
- compute f^{**} from f^* by solving (3.12) with step size Δt ,
- compute f^{n+1} from f^{**} by solving (3.13) with step size Δt .

3.3.6. Asymptotic preserving property. — We are interested here in the asymptotic behavior of the propose/ numerical scheme when c goes to ∞ , for a fixed time step Δt and independently from the initial condition.

From the second step, we immediately get from (3.11) that the magnetic field \hat{B}^{n+1} goes to zero when $c \rightarrow +\infty$, for all $n \geq 0$. Moreover, again from (3.11), the term \hat{E}_2^{n+1} goes to $-i/(k\Delta t)\hat{B}^n$ when $c \rightarrow +\infty$. Hence we get that \hat{E}_2^{n+1} goes to zero when $c \rightarrow +\infty$, for all $n \geq 1$. Note that even if the initial condition is not consistent with the asymptotic behavior (i.e. $\hat{E}_2^0 \neq 0$ or $\hat{B}^0 \neq 0$), the numerical scheme we propose imposes, after the first steps, that \hat{E}_2^2 and \hat{B}^1 become small as $c \rightarrow +\infty$. This is related to the strong asymptotic property which does not require that the initial data are well-prepared, typically $\hat{B}^0 = \mathcal{O}(1/c)$. Thus, the only field that does not vanish when $c \rightarrow +\infty$ is the electric field \hat{E}_1 .

Since we have ensured that E_2 goes to zero as c goes to ∞ , the third step reduces to a one-dimensional transport in the p_1 direction due to the effect of E_1^{n+1} (which has been computed in the first step). Similarly, since B goes to zero as c goes to $+\infty$, the last step leaves f unchanged.

The numerical method described is first order in time for a fixed value of c , and satisfies the asymptotic preserving property. More precisely, as c goes to infinity and for a fixed Δt , the algorithm reduces to

- solve $\partial_t \hat{f} + p_1 i k \hat{f} = 0$ and $\partial_t \hat{E}_1 = -\int_{\mathbb{R}^2} p_1 \hat{f} dp + \bar{J}_1$ with step size Δt . This gives

$$\hat{f}^*(k, p) = \hat{f}^n \exp(-ip_1 k \Delta t),$$

and

$$\hat{E}_1^{n+1}(k) = \hat{E}_1^n(k) + \frac{1}{ik} \left[\int_{\mathbb{R}^2} (\hat{f}^*(k, p) - \hat{f}^n(k, p)) dp \right].$$

- solve $\partial_t f + E_1 \partial_{p_1} f = 0$ with step size Δt and the E_1 computed in the previous step. This gives

$$f^{n+1}(x, p) = f^*(x, p_1 - \Delta t E_1^{n+1}, p_2).$$

γ	γ	0	$1 - \frac{1}{2}\sqrt{2}$	$1 - \frac{1}{2}\sqrt{2}$	0
$1 - \gamma$	$1 - 2\gamma$	γ	$\frac{1}{2}$	$\frac{1}{2}(\sqrt{2} - 1)$	$1 - \frac{1}{2}\sqrt{2}$
	$1/2$	$1/2$		0	1

TABLE 1. Butcher tableau for the two L -stable methods. In the text we call the left method L1 (with $\gamma = 1 - 1/\sqrt{2}$; see, for example, [40]) and we call the right method L2 (see, for example, [25]).

This so-obtained asymptotic numerical scheme corresponds to a two-term splitting for the one-dimensional Vlasov–Ampère equations in the variables (x_1, p_1) . We emphasize that this scheme is consistent with the continuous asymptotic one-dimensional Vlasov–Poisson model since it preserves the charge exactly (see [13]); indeed, if the Poisson equation is satisfied initially, it is satisfied for all time due to the fact that we solve Ampère’s equation exactly.

3.4. Extension to second order. — In practical simulations constructing a scheme that is at least of second order is a necessity to obtain good accuracy. The previous scheme can be easily extended to second order by using the symmetric Strang splitting. In addition, higher order splitting methods can easily be constructed by composition (see [27]). The missing crucial ingredient, however, is an integrator for Maxwell’s equations (3.10) that is of the appropriate order (so far we have only considered the implicit Euler scheme) while keeping the high frequency damping property and thus ensuring the correct asymptotic behavior when $c \rightarrow +\infty$. Typically, we thus need high order implicit integrators.

We have initially considered two diagonally implicit L -stable methods (the Butcher tableau of these methods can be found in Table 1). Both methods are second order accurate. Note that the L2 scheme is formulated as a predictor-corrector method and can be written as a two-stage Runge–Kutta method only for linear problems. Unfortunately both methods turn out to be unstable even for intermediate values of c . The case $c = 10$ for the Landau damping initial value (see section 4 for details) is shown in Figure 1. It is perhaps a bit surprising that L -stability is not sufficient in order to obtain a stable numerical scheme. In fact, the L1 and L2 methods become unstable even after a very short time interval, which reflects the nonlinear coupling between the linear Maxwell system and the Vlasov equation.

In this paper we have chosen the Radau IIA method of third order (see Table 2). It is well known (see [27]) that the order of Radau type methods is $(2s - 1)$ with s is the number of stages ($s = 2$ here). Combining this method

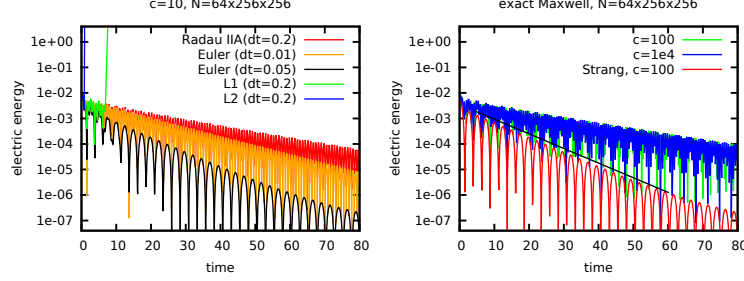


FIGURE 1. The Landau damping problem for a number of different second order L -stable schemes. The time step size is indicated in paranthesis. The analytically derived decay rate is shown as a black line.

with the Strang splitting gives a second order method which is numerically stable (as exemplified in Figure 1). The second order numerical scheme that is used in all simulations in the next section proceeds as follows:

- compute f^*, E^* from f^n, E^n by solving (3.5) with step size $\frac{1}{2}\Delta t$,
- compute $E^{n+1/2}, B^{n+1/2}$ from E^*, B^n by solving (3.11) using the third order Radau IIA method with step size $\frac{1}{2}\Delta t$,
- compute f^{**} from f^* by solving (3.6) with $E = E^{n+1/2}$ with step size $\frac{1}{2}\Delta t$,
- compute f^{***} from f^{**} by solving (3.7) with $B = B^{n+1/2}$ with step size Δt ,
- compute f^{****} from f^{***} by solving (3.6) with $E = E^{n+1/2}$ with step size $\frac{1}{2}\Delta t$,
- compute E^{**}, B^{n+1} from $E^{n+1/2}, B^{n+1/2}$ by solving (3.11) using the third order Radau IIA method with step size $\frac{1}{2}\Delta t$.
- compute f^{n+1}, E^{n+1} from f^{****}, E^{**} by solving (3.5) with step size $\frac{1}{2}\Delta t$,

A disadvantage of the Radau IIA class of methods is that they are fully implicit (see the Butcher Tableau in Table 2). In general, we thus have to solve a nonlinear system of equations coupling all stages of the numerical method. In the present case this is not a severe restriction for the following reasons. First, once we apply the splitting scheme, the resulting Maxwell's equations are linear (see (3.11)). Thus, we apply the Radau IIA method to a linear system and no Newton iteration is required. Second, and most important, in Fourier space the different modes decouple. Thus, for a Fourier based space discretization the Radau IIA method of third order yields a complex 2×2 system of linear equations for each mode. This system can be solved analytically. The resulting expression is employed in our implementation. Let us note that in the present

1/3	5/12	-1/12
1	3/4	1/4
	3/4	1/4

TABLE 2. Butcher Tableau for the Radau IIA method.

case we can even use the exact solution by computing the matrix exponential corresponding to the linear part of Maxwell's equations (3.11). While, based on a numerical investigation, the resulting scheme is stable, it does not recover the analytic rate for Landau damping even for $c = 10^4$ (see the right of Figure 1).

4. Numerical results

This section is devoted to validating the numerical scheme introduced in this paper. To do so we will present and discuss the results of a number of numerical simulations for different values of the dimensionless parameter c . In all the numerical simulations conducted we employ the second order scheme that is described in section 3.4, which is based on Strang splitting for the Vlasov equation and the third order Radau IIA method for the linear part of Maxwell's equations. We call it AP-VM and it will be compared in the regime $c \approx 1$ with the splitting proposed in [13] which we call H-split. In the sequel, two configurations are studied: first numerical tests are conducted in the semi-relativistic case, considering $\gamma = 1$ in (3.8) but with different values for c in Maxwell's equations. Second, the fully relativistic case is tackled with $\gamma = \sqrt{1 + |p|^2/c^2}$ and different values for c . For these two configurations, both Landau and Weibel type problems are considered.

4.1. Semi-relativistic case: $\gamma = 1$. —

4.1.1. Landau type problem. — First, we consider a problem that converges to a Landau damping situation as c goes to infinity: We impose the following initial value for the particle density function

$$f_0(x, p) = \frac{1}{2\pi} e^{-\frac{1}{2}(p_1^2 + p_2^2)} (1 + \alpha \cos kx), \quad x \in [0, L], \quad p \in [-p_{\max}, p_{\max}]^2.$$

In the Vlasov-Poisson case we would initialize the electric field according to Gauss's law. However, as our goal here is to stress the classical limit regime we will initialize the electric and magnetic field as a plane wave where equal energy is stored in the electric and magnetic field. Thus, we impose the following

initial condition

$$(4.1) \quad E_1(x) = \frac{\alpha}{k} \sin kx, \quad E_2(x) = 0, \quad B(x) = \frac{\alpha}{ck} \sin kx.$$

It is easy to verify that Gauss's law is satisfied for the initial value. As parameters we have chosen $\alpha = 0.01$, $k = 0.4$, $L = 2\pi/k$, and $p_{\max} = 5$.

The numerical results are shown in Figure 2 where the time evolution of the electric and magnetic energies (given by \mathcal{H}_E and \mathcal{H}_B in (2.5)) are shown for different values of c ($c = 1, 10, 10^2$), with a fixed set of numerical parameters $\Delta t = 0.1$, $N_{x_1} = 64$, $N_{p_1} = N_{p_2} = 256$. We also plot the results obtained by H-split (proposed in [13]) for $c = 1$ and $\Delta t = 0.05$ in order to compare with AP-VM. It appears that AP-VM behaves very well in this regime. Moreover, when c is large, we observe excellent agreement with the analytic results for Landau damping rate (the theoretical damping rate of the black line is -0.0661). The same comments apply with respect to the time evolution of the error in energy (defined as $|\mathcal{H}(t) - \mathcal{H}(0)|$, where \mathcal{H} is defined by (2.5)) and the error in the relative L^2 norm (in x and p) of f (defined as $\|f(t) - f(0)\|_{L^2}$): these two quantities (which are preserved in time) are shown in Figure 3. Indeed, when $c = 1$, H-split (with $\Delta t = 0.05$) and AP-VM show similar behavior. Moreover, we can observe that the L^2 norm of f is very well preserved when c becomes large. This might be due to the use of Fourier methods to approximate the transport operators.

We also look at the error in L^∞ norm of the difference between the different unknown of the Vlasov–Maxwell system at a given c (f^c, E_1^c, E_2^c, B^c) and the unknown of the asymptotic Vlasov–Poisson model ($f^\infty, E_1^\infty, E_2^\infty = 0, B^\infty = 0$). It is known from [41] that (in the fully relativistic case), this error is bounded by c^{-1} (with well-prepared initial data). The results we obtained with the initial data (4.1) are given in Table 3. It appears that for E_1 , the rate is stronger (the machine precision is fastly reached so that the last two rates are not very meaningful), for E_2 , the rate is about 2, for B the rate is about 2 (which corresponds to a rate of 1 in the scaling used in [41]), and for f , the rate is about 2.

4.1.2. Weibel type problem. — Next we consider the so-called Weibel instability. The Weibel instability is present in plasma systems with a temperature anisotropy. A small perturbation in such a system leads to an exponential growth in the magnitude of the magnetic field. The growth in amplitude eventually saturates due to nonlinear effects. The Weibel instability is considered a challenging problem for numerical simulations and is therefore often used as a test case for Vlasov–Maxwell solvers (see [7, 12, 13, 39, 45]). Here

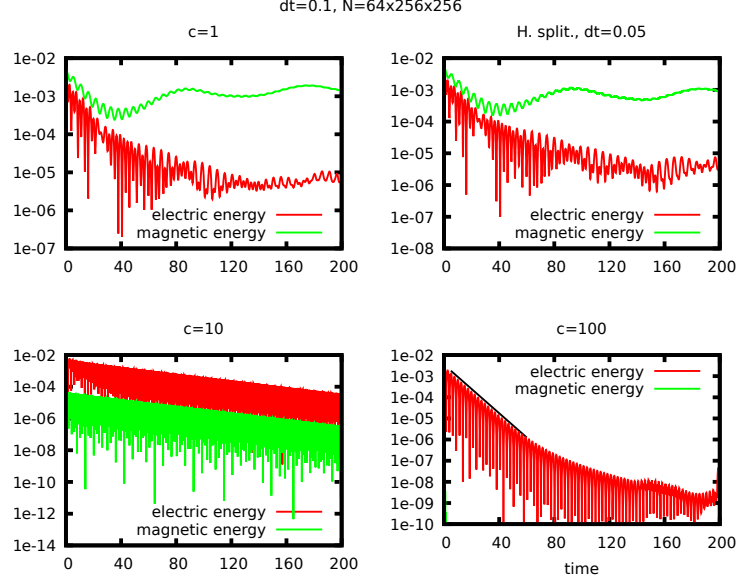


FIGURE 2. Semi-relativistic case (Landau problem): time evolution of the electric and magnetic energy obtained by AP-VM (for $c = 1, 10, 10^2$) and H-split ($c = 1$).

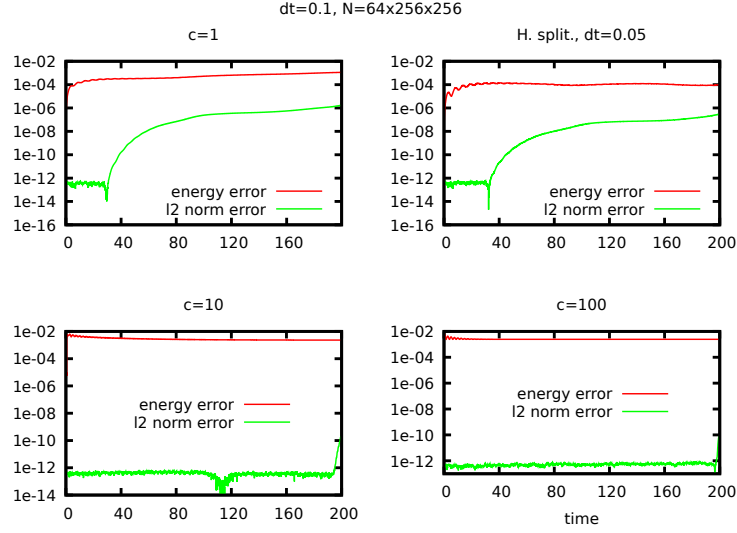


FIGURE 3. Semi-relativistic case (Landau problem): time evolution of the error in energy and L^2 norm obtained by AP-VM (for $c = 1, 10, 10^2$) and H-split ($c = 1$).

c	E_1 error	rate	E_2 error	rate	B error	rate	f error	rate
1	2.55e-04	-	3e-03	-	6.05e-03	-	4.25e-04	-
5	2.87e-06	-2.79	1.47e-02	1.15	2.49e-04	-1.98	1.56e-05	-2.05
25	3.78e-08	-5.48	2.22e-03	-0.02	2.97e-04	-1.87	1.42e-06	-3.54
125	5.11e-12	-5.53	5.81e-07	-5.12	2.42e-09	-7.28	2.15e-07	-1.17
625	1.53e-14	-3.61	2.58e-08	-1.93	5.07e-11	-2.40	9.8e-09	-1.92
3125	1.19e-15	-1.59	2.8e-10	-2.81	6.19e-13	-2.74	4.87e-10	-1.86

TABLE 3. This table shows the difference between the numerical solution of the Vlasov–Maxwell system and the asymptotic Vlasov–Poisson system as a function of c .

we impose the following initial conditions for the particle density (4.2)

$$f_0(x, p) = \frac{1}{\pi p_{th}^2 \sqrt{T_r}} e^{-(p_1^2 + p_2^2/T_r)/p_{th}^2} (1 + \alpha \cos kx), \quad x \in [0, L], p \in [-p_{\max}, p_{\max}]^2,$$

and the field variables

$$E_1(x) = \frac{\alpha}{k} \sin kx, \quad E_2(x) = 0, \quad B(x) = \frac{\alpha}{ck} \cos kx.$$

As parameters we have chosen $\alpha = 10^{-4}$, $k = 1.25$, $T_r = 12$, $p_{th} = 0.02$, $L = 2\pi/k$, and $p_{\max} = 0.3$. We compare the results obtained by AP-VM and by H-split.

We are interested in the time evolution of the most unstable Fourier mode (namely $k = 1.25$) of the electric and magnetic fields E_1, E_2, B , and in the time evolution of the relative total energy $\mathcal{H}(t) - \mathcal{H}(0)$. The numerical results are shown in Figures 4 and 5. We observe that for the time step chosen $\Delta t = 0.05$, H-split gives significantly better agreement with the growth rate derived in subsection 5.3 compared to AP-VM. Note however that it is entirely expected that preserving the Hamiltonian structure gives better qualitative agreement with the exact solution. In addition, the diffusive nature of the Radau method employed introduces significant errors in the case where $c = 1$ (see the time evolution of the total energy). Despite this, the linear phase is well reproduced. Moreover, let us note that AP-VM is consistent since it converges (when Δt is decreased sufficiently) to the correct behavior, as can be observed from Figure 5. This also enables us to check that our AP-VM scheme is second order in time.

As we increase the dimensionless parameter c we expect the Weibel instability to cease. On physical grounds one would argue that the instability cannot exist in the electrostatic regime as the Vlasov–Poisson system does not include any magnetic effects. This is confirmed by the linear analysis that has been

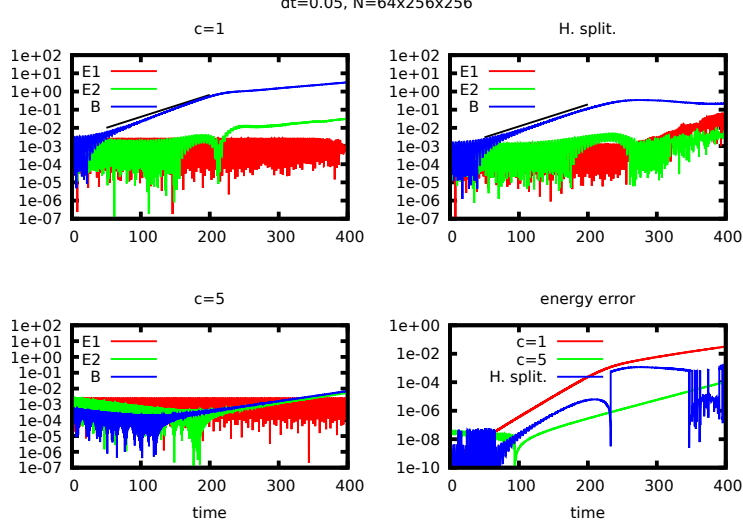


FIGURE 4. Semi-relativistic case (Weibel problem): time evolution of the most unstable mode ($k = 1.25$) of the magnetic and the two electric fields. Top left: $c = 1$, AP-VM. Top right: $c = 1$, H-split. Bottom left: $c = 5$, AP-VM. Bottom right: time evolution of the energy error for AP-VM ($c = 1, 5$) and for H-split ($c = 1$).

conducted (in section 5) which shows that even for moderate values of c no unstable magnetic modes exist. The test, for AP-VM, is then to work well in this limit. We observe from Figure 4 that the energy conservation improves dramatically as c increases. For any value of c larger than 5 no instability can be observed in the case of the asymptotic scheme, and the total energy is well preserved. Let us note that due to the CFL restriction for the integration of the field variables, the scheme H-split is forced to take excessively small step sizes as c increases. For small c this can be alleviated to some extent by performing substepping for Maxwell's equations (as pointed out in [13]); however, for medium to large c , H-split is computationally infeasible. On the other hand, AP-VM is unconditionally stable so that it does not suffer from this step size restriction.

4.2. Fully relativistic case. —

4.2.1. Landau type problem. — We consider the same initial condition as in the semi-relativistic case, but now we set $\gamma = \sqrt{1 + |p|^2/c^2}$. The numerical parameters are $\Delta t = 0.1, N_{x_1} = 64, N_{p_1} = N_{p_2} = 256$. As in the semi-relativistic case, we are interested in the time evolution of the electric and magnetic energies, in the error on the energy $\mathcal{H}(t) - \mathcal{H}(0)$ and in the error

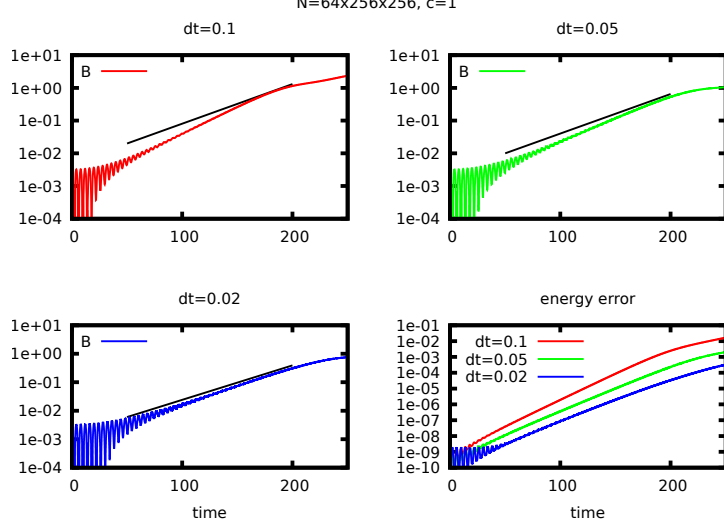


FIGURE 5. Semi-relativistic case (Weibel problem): time evolution of the most unstable mode of the magnetic field (and the corresponding theoretical growth rate) obtained by the asymptotic preserving scheme for different time steps $\Delta t = 0.1, 0.05, 0.02$. Bottom right: time evolution of the energy error for different time steps.

$\|f(t) - f(0)\|_{L^2}$ (in the L^2 norm in x and p), for different values of c ($c = 1, 100$). The results are shown in Figure 6. For the case $c = 1$ we expect a complex interplay between the electric and magnetic field modes as well as with the plasma system. As we increase the dimensionless parameter c , however, Landau damping eventually dominates the dynamic of the system. For $c = 100$ we in fact observe excellent agreement with the analytical decay rate that has been derived for the Vlasov–Poisson equations (see [44]). This shows that our scheme converges to the correct limit in this example. In addition, we observe that the error in the total energy as well as the error in the L^2 norm decreases as we increase c . This might be due to the fact that the 2-dimensional interpolation in the p direction degenerates as c becomes large, so that f remains unchanged during this step and does not affect the L^2 norm.

4.2.2. Weibel type problem. — Let us also consider the Weibel instability for the fully relativistic case (i.e., where $\gamma = \sqrt{1 + |p|^2/c^2}$). The same initial condition and diagnostics as in the semi-relativistic case are considered. The numerical results are shown in Figure 7. The dynamic is distinct in the sense that we also observe a significant growth in the electric field mode, which

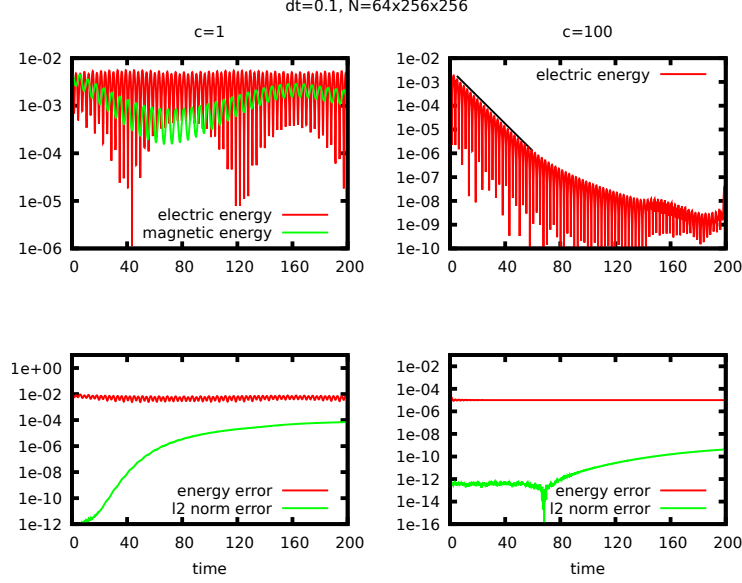


FIGURE 6. Fully relativistic case (Landau problem). Top: time evolution of the electric and magnetic energy obtained by AP-VM (for $c = 1, 10^2$). Bottom: time evolution of the energy error and L^2 norm (for $c = 1, 10^2$). The analytic decay rate (-0.0661) for the Vlasov–Poisson Landau damping is shown as a black line.

makes this test more challenging. As for the $\gamma = 1$ case the Weibel instability eventually ceases to exist as we increase the dimensionless parameter c .

5. Conclusion

In the present work, we did propose a new time integrator for the Vlasov–Maxwell system that is asymptotic preserving in the classical limit (i.e., when the Vlasov–Maxwell system degenerates to the Vlasov–Poisson system). The method is based on a splitting scheme for the Vlasov equation and an implicit integrator for the linear part of Maxwell’s equations. The choice of the latter is in fact crucial in order to obtain a stable numerical scheme in the relevant limit regime (i.e., for large values of the dimensionless parameter c). Even L -stable numerical methods can become unstable after a relatively short time. We have identified the Radau IIA class of methods as suitable implicit time integrators.

Numerical simulations show that the asymptotic preserving scheme proposed in this paper can be applied without severe time steps restrictions even for very large values of c . This gives the scheme a decisive advantage in the

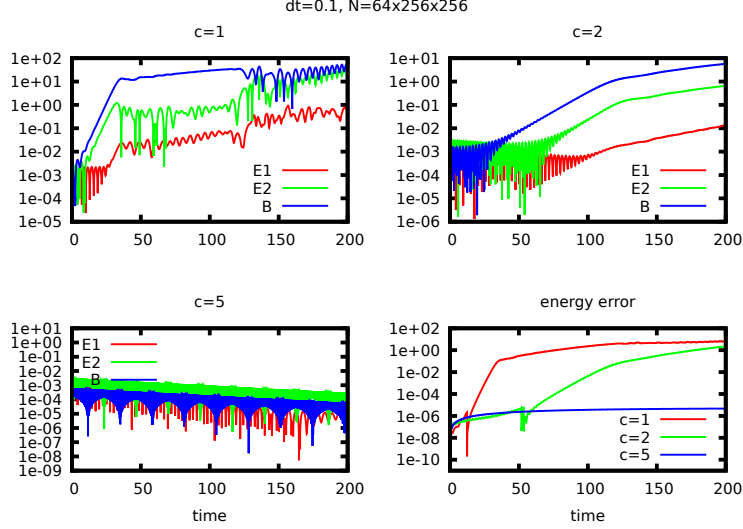


FIGURE 7. Fully relativistic case (Weibel problem): time evolution of the most unstable mode ($k = 1.25$) of the magnetic and the two electric fields obtained by AP-VM (for $c = 1, 2, 5$). Bottom right: time evolution of the energy error for $c = 1, 2, 5$.

relevant regime compared to traditional time integrators. We have conducted a number of simulations illustrating the correct limit behavior in the classical regime. In addition, we have demonstrated that for $c = 1$ the numerical scheme agrees with the analytically derived growth rate for the Weibel instability for sufficiently small time step sizes.

In summary, we have constructed a time integrator that combines the computational advantages of the Hamiltonian splitting scheme derived in [13] with the asymptotic preserving property for the classical limit. Such a scheme is of interest for numerical simulations in which magnetic effects are relatively weak but where the dynamic goes beyond what can be simulated using the more commonly employed Vlasov–Poisson model.

References

- [1] K. ASANO, S. UKAI *On the Vlasov–Poisson limit of the Vlasov–Maxwell equation*. Studies in Math and its Applications 18 (1986), pp. 369–383.
- [2] N. BESSE, G. LATU, A. GHIZZO, E. SONNENDRÜCKER, AND P. BERTRAND, *A wavelet-MRA-based adaptive semi-Lagrangian method for the relativistic Vlasov–Maxwell system*, J. Comp. Phys., 227(16), pp. 7889–7916, (2008).

- [3] S. BLANES, F. CASAS, A. MURUA, *Splitting and composition methods in the numerical integration of differential equations*, Bol. Soc. Esp. Mat. Apl. **45**, pp. 89-145 (2008).
- [4] M. BOSTAN, *Asymptotic behavior of weak solutions for the relativistic Vlasov-Maxwell equations with large light speed*, J. of Differential Equations, 227 (2006), pp. 444-498.
- [5] C.K. BIRDSALL, A.B. LANGDON, *Plasma physics via computer simulation*, Institute of Physics (IOP), Series in Plasma Physics, 2004.
- [6] K.J. BOWERS, B.J. ALBRIGHT, L. YIN, B. BERGEN, T.J.T. KWAN, *Ultra-high performance three-dimensional electromagnetic relativistic kinetic plasma simulation*, Phys. Plasma 15, 055703, (2008).
- [7] F. CALIFANO, F. PEGORARO, S.V. BULANOV, AND A. MANGENEY, *Kinetic saturation of the Weibel instability in a collisionless plasma*, Phys. Rev. E 57(6), pp. 7048-7059, (1998).
- [8] F. CASAS, N. CROUSEILLES, E. FAOU AND M. MEHRENBARGER, *High order Hamiltonian splitting for Vlasov-Poisson equations*. Arxiv. NUMBER.
- [9] G. CHEN, L. CHACON, D.C. BARNES, *An energy and charge conserving implicit electrostatic Particle In Cell algorithm*, J. Comput. Phys. 230, pp. 7018-7036, (2011).
- [10] Y. CHENG, I.M. GAMBA, P.J. MORRISON, *Study of conservation and recurrence of Runge-Kutta discontinuous Galerkin schemes for Vlasov-Poisson systems*, J. Sci. Comput. 56(2), pp. 319-349, (2013).
- [11] C.Z. CHENG, G. KNORR, *The integration of the Vlasov equation in configuration space*, J. Comput. Phys. 22, pp. 330-351, (1976).
- [12] Y. CHENG, I.M. GAMBA, F. LI, P.J. MORRISON, *Discontinuous Galerkin methods for Vlasov-Maxwell equations*, SIAM J. Numer. Anal. 52(2), pp. 1017-1049, (2014).
- [13] N. CROUSEILLES, L. EINKEMMER, E. FAOU, *Hamiltonian splitting for the Vlasov-Maxwell equations*, J. Comput. Phys., 283, pp. 224-240, (2015).
- [14] N. CROUSEILLES, F. FILBET, *Numerical approximation of collisional plasmas by high order methods*, J. Comput. Phys. 201, pp. 546-572, (2004).
- [15] N. CROUSEILLES, M. MEHRENBARGER, E. SONNENDRÜCKER, *Conservative semi-Lagrangian schemes for the Vlasov equation*, J. Comput. Phys. 229, pp. 1927-1953, (2010).
- [16] N. CROUSEILLES, T. RESPAUD, *Charge preserving scheme for the numerical solution of the Vlasov-Ampère equations*, Commun. in Comput. Phys. 10, pp. 1001-1026, (2011).
- [17] N. CROUSEILLES, P. NAVARO, E. SONNENDRÜCKER, *Charge conserving grid based methods for the Vlasov-Maxwell equations*, to appear in C. R. Mécanique.
- [18] P. DEGOND, *Local existence of solutions of the Vlasov-Maxwell equations and convergence to the Vlasov-Poisson equations for in infinite light velocity*, Math. Meth. in the Appl. Sci. 8(1986), pp. 533-558.
- [19] L. EINKEMMER, A. OSTERMANN, *A strategy to suppress recurrence in grid-based Vlasov solvers*, EPJ D (2014) 68:197.

- [20] L. EINKEMMER, A. OSTERMANN, *Convergence analysis of a Discontinuous Galerkin/Strang splitting approximation for the Vlasov–Poisson equations*, SIAM J. Numer. Anal. 52(2), pp. 757–778, (2014).
- [21] B. ELIASSON, *Outflow boundary conditions for the Fourier transformed two-dimensional Vlasov equation*. J. Comput. Phys. 181(1), pp. 98–125, (2002).
- [22] E. FAOU, *Geometric numerical integration and Schrödinger equations*, European Math. Soc., 2012.
- [23] M.R. FEIX, P. BERTRAND, A. GHIZZO *Eulerian codes for the Vlasov equation* Advances in Kinetic Theory and Computing (editor B. Perthame), pp. 45–81, (1994).
- [24] E. FIJALKOW, *A numerical solution to the Vlasov equation*, Comput. Phys. Commun. 116, pp. 319–328, (1999).
- [25] C.J. FITZSIMONS, F. LIU, J.H. MILLER, *A second-order L-stable time discretisation of the semiconductor device equations*, J. Comput. Appl. Math. 42, pp. 175–186 (1992)
- [26] F. FILBET, E. SONNENDRÜCKER, P. BERTRAND, *Conservative numerical scheme for the Vlasov equation*, J. Comput. Phys. 172, pp. 166–187, (2001).
- [27] E. HAIRER, C. LUBICH, G. WANNER, *Geometrical Numerical Integration*, Springer Series in Computational Mathematics, 2nd Ed. 2006.
- [28] R.E. HEATH, I.M. GAMBA, P.J. MORRISON, C. MICHLER, *A discontinuous Galerkin method for the Vlasov–Poisson system*, J. Comput. Phys. 231(4), pp. 1140–1174, (2012).
- [29] Y.W. HOU, Z.W. MA, M.Y. YU, *The plasma wave echo revisited*, Phys. Plasmas, 18(1), p. 012108, (2011).
- [30] S. JIN, *Efficient asymptotic-preserving (AP) schemes for some multiscale kinetic equations*, SIAM J. Sci. Comp. 21, 441–454, 1999.
- [31] A.B. LANGDON, *On enforcing Gauss law in electromagnetic particle-in-cell codes*, Comput. Phys. Commun. 70, pp. 447–450, (1992).
- [32] A.J. KLIMAS, W.M. FARRELL, *A splitting algorithm for Vlasov simulation with filamentation filtration*. J. Comput. Phys. 110(1), pp. 150–163, (1994).
- [33] C. LUBICH, *On splitting methods for Schrödinger–Poisson and cubic nonlinear Schrödinger equations*, Math. Comp. 77, pp. 2141–2153, (2008).
- [34] S. MARKIDIS, G. LAPENTA, *The energy conserving particle-in-cell method*, J. Comput. Phys. 230(18), pp. 7037–7052, (2011),
- [35] G. MANFREDI, *Long time behavior of nonlinear Landau damping*, Phys. Rev. Lett. 79, pp. 2815–2818, (1997).
- [36] A. MANGENEY, F. CALIFANO, C. CAVAZZONI, P. TRAVNICEK, *A numerical scheme for the integration of the Vlasov–Maxwell system of equation*, J. Comput. Phys. 179, pp. 495–538, (2002).
- [37] J.E. MARSDEN, A. WEINSTEIN, *The Hamiltonian structure of the Maxwell–Vlasov equations*, Physica 4D, pp. 394–406, (1982).
- [38] P.J. MORRISON, *The Maxwell–Vlasov equations as a continuous Hamiltonian system*, Phys. Lett. 80A, pp. 380–386, (1980).

- [39] L. PALODHI, F. CALIFANO, F. PEGORARO, *Nonlinear kinetic development of the Weibel instability and the generation of electrostatic coherent structures*, Plasma Phys. Control. Fusion 51, 125006, (2009).
- [40] L. PARESCHI, G. RUSSO *Implicit-explicit Runge-Kutta schemes and applications to hyperbolic systems with relaxation*, J. Sci. Comput. 25(1-2), 129-155, (2005).
- [41] J. SCHAEFFER, *The classical limit of the relativistic Vlasov-Maxwell system*, COMMUN. MATH. PHYS. 104 (1986) PP. 403-421.
- [42] J. V. SHEBALIN, *A spectral algorithm for solving the relativistic VlasovMaxwell equations*, COMPUT. PHYS. COMMUN. 156 (2003), PP. 86-94.
- [43] N.J. SIRCOMBE, T.D. ARBER, *VALIS: A split-conservative scheme for the relativistic 2D Vlasov-Maxwell system*, J. COMPUT. PHYS. 228, PP. 4773-4788, (2009).
- [44] E. SONNENDRÜCKER, *Numerical methods for Vlasov equations*, LECTURE NOTES.
- [45] A. SUZUKI, T. SHIGEYAMA, *A conservative scheme for the relativistic Vlasov-Maxwell system*, J. COMPUT. PHYS. 229, PP. 1643-1660, (2010).
- [46] H. YOSHIDA, *Construction of higher order symplectic integrators*, PHYS. LETT. A 150, PP. 262-268, (1990).

Appendix: Dispersion relation and linear analysis

In this section we derive the dispersion relation for the Vlasov–Maxwell equations both for the continuous and semi-discrete case (discrete in time but continuous in space) in the semi-relativistic configuration ($\gamma = 1$). The dispersion relation does rely on linear analysis and thus only captures phenomena which are close to a steady state solution. However, as they give an indication on the stability of a given mode, it is instructive to compare the dispersion relation for the exact solution with the one obtained for the asymptotic preserving scheme proposed in this paper. It should be emphasized that the linear analysis we are going to conduct has been extensively used in the physics literature (in the continuous case) in order to determine a variety of properties of the Vlasov–Maxwell and Vlasov–Poisson systems (see for instance [7, 44, 45]).

5.1. Continuous dispersion relation. — We linearize the Vlasov–Maxwell system around a steady state given by $f_0(p)$, $E_1 = 0$, $E_2 = 0$, $B = 0$. For example, the well known Maxwell–Boltzmann distribution fits into this framework as does the temperature anisotropic initial value (4.2) considered for the Weibel instability. Introducing the first order perturbations δf , δE , and δB the linearized Vlasov equation can be written as

$$\partial_t \delta f + p_x \partial_x \delta f + \delta E_1 \partial_{p_x} f_0 + \delta E_2 \partial_{p_y} f_0 - p_x \delta B \partial_{p_y} f_0 + p_y \delta B \partial_{p_x} f_0 = 0.$$

We now perform the Fourier transform of the Vlasov–Maxwell equations in the spatial variable x and the Laplace transform in time. For Maxwell’s equations we obtain

$$(5.1) \quad -i\omega \delta E_2 = -c^2 i k \delta B - \delta J_2, \quad -i\omega \delta B = -i k \delta E_2, \quad -i\omega \delta E_1 = -\delta J_1.$$

The Vlasov equation becomes

$$(5.2) \quad -i\omega \delta f + p_x i k \delta f + \delta E_1 \partial_{p_x} f_0 + \delta E_2 \partial_{p_y} f_0 - p_x \delta B \partial_{p_y} f_0 + p_y \delta B \partial_{p_x} f_0 = 0.$$

Using the relation $\delta B = (k/\omega) \delta E_2$, we get

$$-i\omega \delta f + p_x i k \delta f + \delta E_1 \partial_{p_x} f_0 + \delta E_2 \partial_{p_y} f_0 - p_x (k/\omega) \delta E_2 \partial_{p_y} f_0 + p_y (k/\omega) \delta E_2 \partial_{p_x} f_0 = 0.$$

Neglecting the δE_1 term and grouping the remaining terms we get

$$i(-\omega + p_x k) \delta f = \delta E_2 \left[\partial_{p_y} f_0 \frac{-\omega + p_x k}{\omega} - \frac{p_y k}{\omega} \partial_{p_x} f_0 \right]$$

which yields after some manipulation

$$\delta f = -\frac{i \delta E_2}{\omega} \left[\frac{p_y k}{\omega - p_x k} \partial_{p_x} f_0 + \partial_{p_y} f_0 \right]$$

Inserting the above expression for δf into Maxwell's equations (using $\delta J_2 = \int p_y \delta f dp$), we obtain

$$(5.3) \quad \begin{aligned} \delta J_2 &= -\frac{i\delta E_2}{\omega} \left[\int \frac{p_y^2 k \partial_{p_x} f_0}{(\omega - p_x k)} dp_x dp_y + \int p_y \partial_{p_y} f_0 dp_x dp_y \right] \\ &=: -\frac{i\delta E_2}{\omega} [L_1(k, \omega, c) + L_2(c)]. \end{aligned}$$

Using $-i\omega\delta B = -ik\delta E_2$, we deduce from Ampère's equation $-i\omega\delta E_2 = -c^2 ik\delta B - \delta J_2$ the following relation

$$i(\omega - c^2 k^2 / \omega) \delta E_2 = \delta J_2,$$

which immediately gives the dispersion relation

$$(5.4) \quad 0 = -\omega^2 + k^2 c^2 - L_1(k, \omega, c) - L_2(c).$$

Note that a relation between $\delta J_2, \delta E_2$ and δB can be derived by integrating (5.2) with respect to p (after multiplying by p_y). This yields

$$(5.5) \quad \delta J_2 = \frac{i\delta E_2}{k} L_1 + \frac{i\delta B}{k} L_2,$$

where L_1 and L_2 are given by

$$(5.6) \quad L_1 = \int_{\mathbb{R}^2} p_y \frac{\partial_{p_y} f_0}{p_x - \omega/k} dp, \quad L_2 = \int_{\mathbb{R}^2} \frac{p_y^2 \partial_{p_x} f_0 - p_x p_y \partial_{p_y} f_0}{p_x - \omega/k} dp.$$

We now consider the initial value of the Weibel instability

$$f_0(p) = \frac{1}{\pi v_{th}^2 \sqrt{T_r}} \exp \left(-\frac{(p_x - a)^2}{v_{th}^2} - \frac{(p_y - b)^2}{v_{th}^2 T_r} \right)$$

to compute L_1

$$\begin{aligned} L_1 &= \int \frac{p_y^2}{\sqrt{\pi T_r} v_{th}} \exp \left(-\frac{(p_y - b)^2}{v_{th}^2 T_r} \right) dp_y \\ &\quad \times \int \frac{(p_x - a)}{\sqrt{\pi} v_{th}^3 (p_x - \omega/k)} \exp \left(-\frac{(p_x - a)^2}{v_{th}^2} \right) dp_x \\ &= \left(\frac{v_{th}^2 T_r}{2} + b^2 \right) \times I \end{aligned}$$

where I is given by

$$\begin{aligned} I &= \int \frac{(p_x - a)}{\sqrt{\pi} v_{th}^3 (p_x - \omega/k)} \exp \left(-\frac{(p_x - a)^2}{v_{th}^2} \right) dp_x \\ &= \frac{2}{v_{th}^2} \left[1 + \frac{(\omega/k - a)}{v_{th}} Z \left(\frac{\omega/k - a}{v_{th}} \right) \right] \end{aligned}$$

with $Z(\xi) = 1/\sqrt{\pi} \int_0^\xi e^{-u^2} du = \sqrt{\pi} \exp(-\xi^2)(i - \operatorname{erfi}(\xi))$. We thus obtain for L_1

$$L_1(k, \omega, c) = \left(T_r + \frac{2b^2}{v_{th}^2} \right) \times \left[1 + \frac{\omega/k - a}{v_{th}} \sqrt{\pi} \exp\left(-\frac{(\omega/k - a)^2}{v_{th}^2}\right) \left(i - \operatorname{erfi}\left(\frac{\omega/k - a}{v_{th}}\right) \right) \right].$$

A simple calculation shows that $L_2 = -1$. Thus, from (5.4), the dispersion relation can be written as follows

$$(5.7) \quad -1 + \omega^2 - k^2 c^2 + \left(T_r + \frac{2b^2}{v_{th}^2} \right) \left[1 + \frac{\omega/k - a}{v_{th}} \sqrt{\pi} \exp\left(-\frac{(\omega/k - a)^2}{v_{th}^2}\right) \left(i - \operatorname{erfi}\left(\frac{\omega/k - a}{v_{th}}\right) \right) \right] = 0,$$

In the following we consider the case where $a = 0$ and $b = 0$. Thus, determining the zeros of

$$D(\omega, k) := -1 + \omega^2 - k^2 c^2 + T_r \left[1 + \frac{\omega/k}{v_{th}} \sqrt{\pi} \exp\left(-\frac{(\omega/k)^2}{v_{th}^2}\right) \left(i - \operatorname{erfi}\left(\frac{\omega/k}{v_{th}}\right) \right) \right]$$

for a fixed k , v_{th} , T_r and c , allows us to determine the stable and unstable perturbation. More precisely, a ω with a negative imaginary part corresponds to an unstable mode the amplitude of which grows exponentially in time (at least in the regime of validity of the linear analysis).

5.2. Semi-discrete dispersion relation. — We repeat the linear analysis of the previous section for our time discretization. For the first step of the splitting, we consider for simplicity the following explicit Euler scheme

$$\begin{aligned} f^\star &= f^n(1 - ikp_x \Delta t), \\ E_1^\star &= \hat{E}_1^n - \Delta t \int_{\mathbb{R}^2} p_x f^n dp, \\ E_2^\star &= \hat{E}_2^n - \Delta t \int_{\mathbb{R}^2} p_y f^n dp. \end{aligned}$$

The second step, in the case of the the implicit Euler scheme, is given by

$$E_2^{n+1} = \frac{1}{1 + \Delta t^2 c^2 k^2} (E_2^\star - \Delta t c^2 ik B^n), \quad B^{n+1} = \frac{1}{1 + \Delta t^2 c^2 k^2} (-\Delta t ik E_2^\star + B^n).$$

The third and fourth steps are given by the solution of the following two equations

$$\partial_t f + E^{n+1} \cdot \partial_p f = 0, \quad \partial_t f + p_y B^{n+1} \partial_{p_x} f - p_x B^{n+1} \partial_{p_y} f = 0.$$

Since these two steps are nonlinear, we consider in this linear analysis, the corresponding linearization

$$\partial_t f + E_2^{n+1} \partial_{p_y} f_0 = 0, \quad \partial_t f + p_y B^{n+1} \partial_{p_x} f_0 - p_x B^{n+1} \partial_{p_y} f_0 = 0,$$

which can be solved exactly

$$f^{n+1} = f^* - \Delta t E_2^{n+1} \partial_{p_y} f_0 - \Delta t p_y B^{n+1} \partial_{p_x} f_0 + \Delta t p_x B^{n+1} \partial_{p_y} f_0.$$

Now, for $g^n = (f^n, E_1^n, E_2^n, B^n)$ we consider the following Ansatz

$$g^n = \delta g \exp(-i\omega n \Delta t).$$

Then the first step of the splitting becomes

$$\begin{aligned} \delta f^* &= \delta f e^{-i\omega n \Delta t} (1 - \Delta t i k p_x), \\ \delta E_2^* &= \delta E_2 e^{-i\omega n \Delta t} - \Delta t \int_{\mathbb{R}^2} p_y \delta f e^{-i\omega n \Delta t} dp. \end{aligned}$$

The second step becomes

$$\begin{aligned} \delta E_2 e^{-i\omega \Delta t} &= \frac{1}{1 + \Delta t^2 c^2 k^2} (E_2^* e^{i\omega n \Delta t} - \Delta t c^2 i k \delta B) \\ &= \frac{1}{1 + \Delta t^2 c^2 k^2} \left[\delta E_2 - \Delta t \int_{\mathbb{R}^2} p_y \delta f dp - \Delta t c^2 i k \delta B \right], \\ \delta B e^{-i\omega \Delta t} &= \frac{1}{1 + \Delta t^2 c^2 k^2} (-\Delta t i k E_2^* e^{i\omega n \Delta t} + \delta B) \\ &= \frac{1}{1 + \Delta t^2 c^2 k^2} \left[-\Delta t i k \delta E_2 + \Delta t^2 i k \int_{\mathbb{R}^2} p_y \delta f dp + \delta B \right]. \end{aligned}$$

The final step becomes

$$\delta f e^{-i\omega \Delta t} = f^* e^{i\omega n \Delta t} - \Delta t \delta E_2 e^{-i\omega \Delta t} \partial_{p_y} f_0 - \Delta t \delta B e^{-i\omega \Delta t} [p_y \partial_{p_x} f_0 - p_x \partial_{p_y} f_0],$$

so that using $\delta f^* = \delta f e^{-i\omega n \Delta t} (1 - \Delta t i k p_x)$ we obtain

$$\delta f (e^{-i\omega \Delta t} - 1 + \Delta t i k p_x) = -\Delta t \delta E_2 e^{-i\omega \Delta t} \partial_{p_y} f_0 - \Delta t \delta B e^{-i\omega \Delta t} [p_y \partial_{p_x} f_0 - p_x \partial_{p_y} f_0],$$

which after some manipulation yields

$$\delta f = -\Delta t \delta E_2 \frac{\partial_{p_y} f_0}{1 - e^{i\omega \Delta t} (1 - \Delta t i k p_x)} - \Delta t \delta B \frac{p_y \partial_{p_x} f_0 - p_x \partial_{p_y} f_0}{1 - e^{i\omega \Delta t} (1 - \Delta t i k p_x)}.$$

As before we are able to express the current as a function of the electric and magnetic field perturbations

$$\begin{aligned}
\int_{\mathbb{R}^2} p_y \delta f \, dp &= -\Delta t \delta E_2 \int_{\mathbb{R}^2} p_y \frac{\partial_{p_y} f_0}{1 - e^{i\omega \Delta t} (1 - \Delta t i k p_x)} \, dp \\
&\quad - \Delta t \delta B \int_{\mathbb{R}^2} p_y \frac{p_y \partial_{p_x} f_0 - p_x \partial_{p_y} f_0}{1 - e^{i\omega \Delta t} (1 - \Delta t i k p_x)} \, dp, \\
&= -\frac{\Delta t \delta E_2}{\Delta t i k e^{i\omega \Delta t}} \int_{\mathbb{R}^2} p_y \frac{\partial_{p_y} f_0}{p_x - \frac{(1 - e^{-i\omega \Delta t})}{\Delta t i k}} \, dp \\
&\quad - \frac{\Delta t \delta B}{\Delta t i k e^{i\omega \Delta t}} \int_{\mathbb{R}^2} p_y \frac{(p_y \partial_{p_x} f_0 - p_x \partial_{p_y} f_0)}{p_x - \frac{(1 - e^{-i\omega \Delta t})}{\Delta t i k}} \, dp \\
&:= \frac{i \delta E_2 e^{-i\omega \Delta t}}{k} L_1^{\Delta t} + \frac{i \delta B e^{-i\omega \Delta t}}{k} L_2^{\Delta t}.
\end{aligned}$$

Hence, we obtain a 3x3 linear system $A^{\Delta t} U = 0$ with $U = (\delta J_2, \delta E_2, \delta B)$, where $\delta J_2 = \int_{\mathbb{R}^2} p_y \delta f \, dp$ and

$$A^{\Delta t} = \begin{pmatrix} 1 & -\frac{i}{k} e^{-i\omega \Delta t} L_1^{\Delta t} & -\frac{i}{k} e^{-i\omega \Delta t} L_2^{\Delta t} \\ 1 & \frac{1}{\Delta t} \left[e^{-i\omega \Delta t} - \frac{1}{1 + \Delta t^2 c^2 k^2} \right] & c^2 i k \\ \Delta t^2 i k & i k & \frac{1}{\Delta t} \left[e^{-i\omega \Delta t} - \frac{1}{1 + \Delta t^2 c^2 k^2} \right] \end{pmatrix}.$$

The dispersion relation in the semi-discrete case is hence given by $\det(A^{\Delta t}) = 0$.

At the continuous level, we can, using (5.1) and (5.5), write the dispersion relation in matrix form. The dispersion relation is given by the zeros of the determinant of the following matrix

$$A = \begin{pmatrix} 1 & -\frac{i}{k} L_1 & -\frac{i}{k} L_2 \\ 1 & -i\omega & c^2 i k \\ 0 & i k & -i\omega \end{pmatrix},$$

where L_1 and L_2 are given by (5.6). It is easy to verify that $A^{\Delta t} \rightarrow A$ as $\Delta t \rightarrow 0$. This shows that the semi-discrete dispersion relation converges to the continuous dispersion.

5.3. Dispersion relation for the Weibel instability. — The dispersion relations that have been derived for the continuous and the semi-discrete case are not amenable to a closed form solution. They can, however, be solved using a numerical root finding algorithm. The results for the parameters that

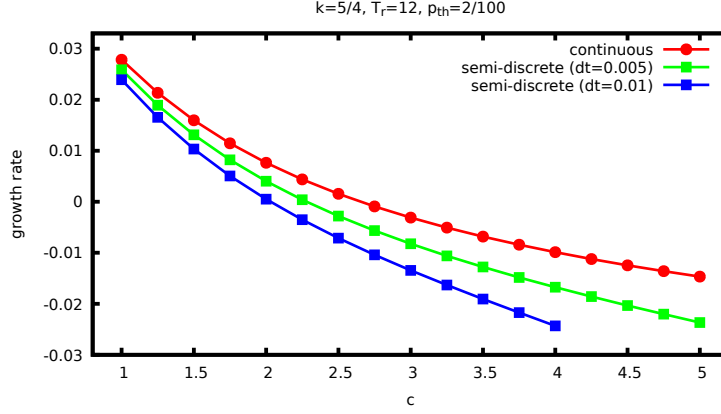


FIGURE 8. The growth rate of the Weibel instability for the continuous problem and the semi-discrete problem (for two different values of the step size τ) are shown.

have been used in the numerical simulation of the Weibel instability conducted in section 4 are shown in Figure 8.

We note that in order to obtain good agreement with the continuous formulation a relatively small time step size has to be chosen. This is something we already observed in the numerical simulations that have been conducted in section 4. Let us also remark that for a value of c above approximately 3 the Weibel instability ceases to exist. In this regime the linear theory predicts a decay of the corresponding mode, which is also observed in the numerical simulations.

NICOLAS CROUSEILLES, INRIA & IRMAR, F-35042 Rennes, France.

E-mail : nicolas.crouseilles@inria.fr

LUKAS EINKEMMER, University of Innsbruck, Technikerstraße 19a, A-6020 Innsbruck, Austria. • *E-mail* : lukas.einkemmer@uibk.ac.at

ERWAN FAOU, INRIA & ENS Cachan Bretagne, Avenue Robert Schumann F-35170 Bruz, France. • *E-mail* : Erwan.Faou@inria.fr