

GAUSSIAN ELIMINATION CORRECTS PIVOTING MISTAKES

ALEX TOWNSEND*

Abstract. Gaussian elimination (GE) is the archetypal direct algorithm for solving linear systems of equations and this has been its primary application for thousands of years. In the last decade, GE has found another major use as an iterative algorithm for low rank approximation. In this setting, GE is often employed with complete pivoting and designed to allow for non-optimal pivoting, i.e., pivoting mistakes, that could render GE numerically unstable when implemented in floating point arithmetic. While it may appear that pivoting mistakes could accumulate and lead to a large growth factor, we show that later GE steps correct earlier pivoting mistakes, even while more are being made. In short, GE is very robust to non-optimal pivots, allowing for its iterative variant to flourish.

Key words. Gaussian elimination, complete pivoting, growth factor, iterative, low rank

AMS subject classifications. 65F10, 65F30

1. Introduction. Gaussian elimination (GE) is the archetypal direct algorithm for solving linear systems of equations [7]. For an $n \times n$ invertible matrix A , GE performs a total of n steps to solve $Ax = b$, where each step requires a nonzero entry to be selected as a pivot. After n GE steps on A , the solution to $Ax = b$ can be calculated by forward and back substitution [7]. This is the elimination procedure that any reader who has taken an introductory linear algebra course is familiar with.

In the last decade, an iterative variant of GE has become popular for low rank approximation as a substitute for the computationally expensive singular value decomposition [1, 13, 15]. As an iterative algorithm, $k \leq n$ GE steps on A are performed to calculate a rank k approximation to A . In this setting it is beneficial if A is low rank, rectangular, or possesses rapidly decaying singular values as then GE will typically terminate after a handful of steps.

Each step of GE in “iterative mode” is mathematically equivalent to the familiar direct algorithm, though it is described slightly differently. Let A be a nonzero $m \times n$ matrix and set $A^{(0)} = A$. First, GE selects a nonzero entry of $A^{(0)}$ called a *pivot*, say the $A_{i_1, j_1}^{(0)}$ entry, and uses row i_1 to eliminate column j_1 , i.e.,

$$A^{(1)} = A^{(0)} - \underbrace{A_{:,j_1}^{(0)} A_{i_1,:}^{(0)} / A_{i_1,j_1}^{(0)}}_{\text{Rank 1 matrix}}, \quad (1.1)$$

where $A_{:,j_1}$ and $A_{i_1,:}$ denotes column j_1 and row i_1 of A , respectively. Row i_1 and column j_1 of the matrix $A^{(1)}$ are zero, and the matrix $A_{:,j_1}^{(0)} A_{i_1,:}^{(0)} / A_{i_1,j_1}^{(0)}$ is of rank 1 because it is the outerproduct of a column and row vector. Depending on the choice of the pivot, the matrix $A_{:,j_1}^{(0)} A_{i_1,:}^{(0)} / A_{i_1,j_1}^{(0)}$ can be a near-best rank 1 approximation to A [6, 15].

If $A^{(1)}$ is the zero matrix, then the GE procedure is terminated; otherwise, a nonzero entry of $A^{(1)}$ is selected, say the $A_{i_2, j_2}^{(1)}$ entry, and a second GE step is per-

*Department of Mathematics, Massachusetts Institute of Technology, 77 Massachusetts Avenue Cambridge, MA 02139-4307. (ajt@mit.edu)

formed, i.e.,

$$A^{(2)} = A^{(1)} - \underbrace{A_{:,j_2}^{(1)} A_{i_2,:}^{(1)} / A_{i_2,j_2}^{(1)}}_{\text{Rank 1 matrix}}. \quad (1.2)$$

Now, the matrix $A^{(2)}$ is zero in row i_1 and i_2 as well as column j_1 and j_2 . The two rank 1 matrices from (1.1) and (1.2) can be added together to form a rank 2 approximation to A . The GE procedure is terminated if $A^{(2)}$ is the zero matrix; otherwise, a nonzero entry of $A^{(2)}$ is selected followed by another GE step. In principle, GE continues for k steps until the matrix $A^{(k)}$ is zero or its entries are considered to be sufficiently small in magnitude.

By the Wedderburn–Guttman Theorem [9], each GE step reduces the rank of A by precisely one and hence, GE is guaranteed to terminate after at most $\min(m, n)$ steps. The rank 1 matrices from the first k GE steps can be accumulated to form a rank k approximation to A . Other direct algorithms can also be used in an iterative manner to construct low rank approximations [8].

The strategy for selecting GE pivots is very important as it alters the numerical stability and computational efficiency of the algorithm as well as the near-optimality of the constructed low rank approximations [6]. There are many pivoting strategies such as (in order of computational cost) partial pivoting (pivot is the absolute maximum entry in a column), rook pivoting (pivot is the absolute maximum entry in its column and row), and complete pivoting (pivot is the absolute maximum entry in the matrix). Unfortunately, partial pivoting is not suitable for GE in iterative mode [6], though it is the standard choice when solving linear systems of equations. Instead, complete or rook pivoting is often employed [1, 6, 15]. We will focus on complete pivoting.

Complete pivoting is prohibitively expensive because at each step the whole matrix must be searched to find the absolute maximum entry. For an $m \times n$ matrix, this costs $\mathcal{O}(mn)$ operations and a full search must be repeated before each GE step. In many applications this is too costly as $\min(m, n)$ is in the thousands, and the matrix entries may be computed on-demand as opposed to stored [1]. Instead, it is common to only find an entry with a sufficiently large absolute value by searching a small proportion of the matrix. A partial search of the matrix may happen to find the absolute maximum entry of A for the pivot, but often it will not. We regard such a pivoting strategy as complete pivoting with mistakes. These pivoting mistakes could render the GE procedure numerically unstable and useless when performed in floating point arithmetic. Here, we show that later GE steps seem to correct earlier pivoting mistakes to allow the iterative variant of GE to be used numerically. It is currently being employed with various algorithmic details in: (1) hierarchical matrix compression, where it is called adaptive cross approximation [1, 2], (2) low rank function approximation, where it is sometimes referred to as Geddes–Newton approximation [4, 14], and (3) randomized techniques, where it computes a two-sided interpolative decomposition with relaxed constraints [12].

2. Growth factors in Gaussian elimination. An important quantity for the analysis of the GE procedure is the growth factor [10, 11], denoted by $\rho(A)$, which is defined as the maximum relative amplification of the matrix entries during the GE procedure. Since we are interested in the iterative analogue, we also define the term *intermediate growth factor*.

DEFINITION 2.1 (Intermediate growth factor). *For an $m \times n$ matrix A , the intermediate growth factor $\rho_k(A)$ for GE step k with $1 \leq k \leq \min(m, n)$ is given by*

the ratio between the absolute maximum entry of $A^{(k)}$ and the original matrix A . That is,

$$\rho_k(A) = \max_{1 \leq i \leq m} \max_{1 \leq j \leq n} |A_{ij}^{(k)}| \bigg/ \max_{1 \leq i \leq m} \max_{1 \leq j \leq n} |A_{ij}|.$$

For complete pivoting, the growth factor is given by $\rho(A) = \max_{0 \leq k \leq \min(m,n)-1} \rho_k(A)$.

Given a pivoting strategy, if the growth factor $\rho(A)$ is very large then GE with that pivoting strategy is not a backward stable algorithm, see [11, Thm. 9.5]. The literature regarding the growth factor for different pivoting strategies is summarized in [7, Sec. 4.3]. There are many interesting practical nuances regarding GE, its numerical stability, and the growth factor. See, for example, [3, 16].

For GE with complete pivoting, Wilkinson showed that $\rho(A) \leq 2\sqrt{mn}^{\frac{1}{4} \log n}$ for any $n \times n$ matrix A [17]. Since $\rho(A)$ grows slowly with n , the direct algorithm is regarded as backwards stable. However, for the iterative variant pivoting mistakes are allowed and one might expect that this causes the intermediate growth factors to rapidly grow. In Theorem 3.1 we show that this does not happen.

If $A_{i_k j_k}^{(k-1)}$ is the pivot for step $1 \leq k \leq \min(m, n)$, then we can quantify the quality of this pivot by using the value

$$\beta_k = \left| A_{i_k j_k}^{(k-1)} \right| \bigg/ \left(\max_{1 \leq i \leq m} \max_{1 \leq j \leq n} \left| A_{ij}^{(k-1)} \right| \right), \quad \left\| A_{ij}^{(k-1)} \right\| \neq 0,$$

where $\|\cdot\|$ denotes a matrix norm. When $\beta_k = 1$ the k th pivot is the absolute maximum entry of $A^{(k-1)}$ and no mistake was made. When $\beta_k < 1$ a pivoting mistake occurred and the severity of the mistake is inversely proportional to β_k . Note that $\beta_k = 0$ is impossible since then the pivoting entry must be nonzero for the GE step to be defined.

3. Gaussian elimination with complete pivoting and mistakes. Let A be a nonzero $m \times n$ matrix and $A^{(0)} = A$. Suppose that k steps of the iterative variant of GE have been performed on A with pivot qualities β_1, \dots, β_k . Label the intermediate matrices during the GE procedure by $A^{(1)}, \dots, A^{(k)}$, see (1.1) and (1.2) for $A^{(1)}$ and $A^{(2)}$. We can bound the intermediate growth factors as follows.

THEOREM 3.1. *Let A be a nonzero $m \times n$ matrix and suppose that $1 \leq k \leq \min(m, n)$ GE steps are performed on A with pivot quality $0 < \beta_1, \dots, \beta_k \leq 1$. Then, the intermediate growth factor after k GE steps on A is bounded by*

$$\rho_k(A) \leq 2(\beta_k + \beta_k^{-1}) \left(\beta_1^2 \prod_{r=2}^{k-1} \beta_r^{\frac{1}{k-r}} \right)^{-1} \sqrt{k} k^{\frac{1}{4} \log k}, \quad 1 \leq k \leq \min(m, n).$$

Proof. Fix $1 \leq k \leq \min(m, n)$ and suppose that GE selects pivots at the entries $(i_1, j_1), \dots, (i_k, j_k)$. Take the corresponding $k \times k$ submatrix of pivoting entries given by

$$B_{st} = A_{i_s j_t}, \quad 1 \leq s, t \leq k$$

and, for $0 \leq r \leq k-1$, let $B^{(r)}$ be the reduced matrices defined by

$$(B^{(r)})_{st} = A_{i_s j_t}^{(r)}, \quad r+1 \leq s, t \leq k.$$

We now bound the intermediate growth factors of B , before relating the bound to the intermediate growth factors of A . The proof is a generalization of an argument used by Wilkinson [17].

If p_1, \dots, p_k denote the absolute values of the pivoting entries, i.e., $p_r = |B_{rr}^{(r)}|$, then

$$\left| \det(B^{(r)}) \right| = \prod_{i=r+1}^k p_i, \quad 0 \leq r \leq k-1. \quad (3.1)$$

where we used the fact that the determinant of a matrix is equal to plus or minus the product of the GE pivots.

On the other hand, by Hadamard's inequality on the determinant we know that

$$\left| \det(B^{(r)}) \right| \leq ((k-r)^{1/2} \beta_{r+1}^{-1} p_{r+1})^{k-r}, \quad 0 \leq r \leq k-1, \quad (3.2)$$

where we used the fact that each entry of $B^{(r)}$ is bounded above by p_{r+1}/β_{r+1} and therefore, the 2-norm of a column of $B^{(r)}$ is bounded above by $(k-r)^{1/2} \beta_{r+1}^{-1} p_{r+1}$.

Combining (3.1) and (3.2) we obtain the inequality

$$\prod_{i=r+1}^k p_i \leq ((k-r)^{1/2} \beta_{r+1}^{-1} p_{r+1})^{k-r}, \quad 0 \leq r \leq k-1. \quad (3.3)$$

Let $\log p_r = q_r$ and take the logarithm of (3.3) and also of (3.1) with $r=0$, to obtain

$$\sum_{i=r+2}^k q_i \leq \frac{k-r}{2} \log(k-r) - (k-r) \log(\beta_{r+1}) + (k-r-1)q_{r+1}, \quad 1 \leq r \leq k-2, \quad (3.4)$$

and

$$\sum_{i=1}^k q_i = \log |\det B|. \quad (3.5)$$

We now divide the equation in (3.4) by $(k-r)(k-r-1)$ for $1 \leq r \leq k-2$ and divide (3.5) by $k-1$, before adding them together. By observing that

$$\frac{1}{r(r-1)} + \frac{1}{(r+1)r} + \dots + \frac{1}{(k-1)(k-2)} + \frac{1}{k-1} = \frac{1}{r-1},$$

we obtain the following inequality

$$\sum_{r=1}^{k-1} \frac{q_{r+1}}{k-r} + \frac{q_1}{k-1} \leq \frac{1}{2} \log \left(\prod_{r=2}^{k-1} r^{\frac{1}{r-1}} \right) + \frac{1}{k-1} \log |\det B| - \log \left(\prod_{r=1}^{k-2} \beta_{r+1}^{\frac{1}{k-r-1}} \right) + \sum_{r=1}^{k-2} \frac{q_{r+1}}{k-r}.$$

Defining $f(s) = \left(\prod_{r=2}^s r^{\frac{1}{r-1}} \right)^{1/2}$ and canceling terms, we arrive at

$$q_k + \frac{q_1}{k-1} \leq \log f(k-1) + \frac{1}{k-1} \log |\det B| - \log \left(\prod_{r=1}^{k-2} \beta_{r+1}^{\frac{1}{k-r-1}} \right).$$

Using (3.2) for $|\det B|$ we conclude that

$$q_k + \frac{q_1}{k-1} \leq \log f(k-1) + \frac{k}{2(k-1)} \log k - \frac{k}{k-1} \log \beta_1 + \frac{kq_1}{k-1} - \log \left(\prod_{r=1}^{k-2} \beta_{r+1}^{\frac{1}{k-r-1}} \right).$$

In other words, $q_k - q_1$ can be bounded above by

$$q_k - q_1 \leq \log f(k) + \frac{1}{2} \log k - 2 \log \beta_1 - \log \left(\prod_{r=1}^{k-2} \beta_{r+1}^{\frac{1}{k-r-1}} \right).$$

Finally, using the relation $q_k = \log p_k$ and the fact that $p_k/p_1 \geq \beta_k^{-1} \rho_{k-1}(A)$ we have

$$\beta_k^{-1} \rho_{k-1}(A) \leq \frac{p_k}{p_1} \leq \left(\beta_1^2 \prod_{r=2}^{k-1} \beta_r^{\frac{1}{k-r}} \right)^{-1} \sqrt{k} f(k).$$

To obtain a bound on $\rho_k(A)$ we note that $\rho_k(A) \leq (1 + \beta_k^{-2}) \rho_{k-1}(A)$ since the k th pivot has quality β_k . Therefore, we have

$$\rho_k(A) \leq (\beta_k + \beta_k^{-1}) \left(\beta_1^2 \prod_{r=2}^{k-1} \beta_r^{\frac{1}{k-r}} \right)^{-1} \sqrt{k} f(k),$$

and the result follows by noting that $f(k) \leq 2k^{\frac{1}{4} \log(k)}$ [5, eq. (4)]. \square

The proof of Theorem 3.1 closely follows Wilkinson's original analysis of the growth factor for GE with complete pivoting [17]. There are four generalizations: (1) The analysis allows for pivoting mistakes, (2) The intermediate growth factors are bounded, (3) The analysis allows for rectangular matrices, and (4) The proof does not require that m and n are finite, though k must be, allowing the analysis to also apply to the approximation of functions.¹ If $m = n$ is finite, $k = n$, and $\beta_r = 1$ for $1 \leq r \leq n$, then the growth factor bound in [17] is recovered, up to a factor of 2.

The bound on $\rho_k(A)$ in Theorem 3.1 reveals a correcting phenomenon. Naively, one would expect that it is possible for pivoting mistakes to accumulate in a multiplicative fashion; however, Theorem 3.1 reveals that this is not possible. For example, the bound on $\rho_k(A)$ depends on the quality of the second GE pivot by the factor $\beta_2^{-1/(k-2)}$, and as k increases the influence of β_2 on the intermediate growth factor diminishes. It is as if GE can use later steps to slowly correct earlier pivoting mistakes.

Figure 1 shows the intermediate growth factors when GE with complete pivoting is applied to a randomly generated² 100×100 matrix, where pivoting mistakes are not allowed. Figure 2 shows the intermediate growth factors when GE with complete pivoting is applied to the same matrix, where pivoting mistakes are allowed every ten GE steps. For the experiments a pivot of quality $0 < \beta_k \leq 1$ is selected by sorting all the possible candidate entries and picking a pivot that has the smallest quality that is $\geq \beta_k$. Ties are broken arbitrarily. Two examples below further illustrate the bound in Theorem 3.1.

¹Theorem 3.1 shows that when GE is applied to a function of two variables [4, 14, 15], then it is reasonable to select a pivot as a large function value, as opposed to the absolute maximum of the function. For example, one can select the pivot as the largest value on a sufficiently dense sampling grid, as employed in [15].

²The matrix is generated using the MATLAB code: `rng(7); A = randn(100)`.

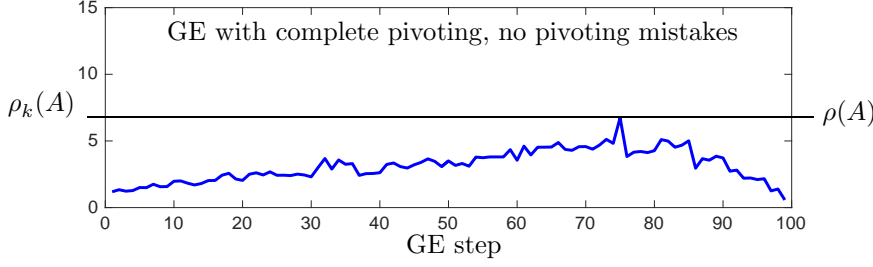


FIG. 1. The intermediate growth factors of GE with complete pivoting when applied to a randomly generated 100×100 matrix.

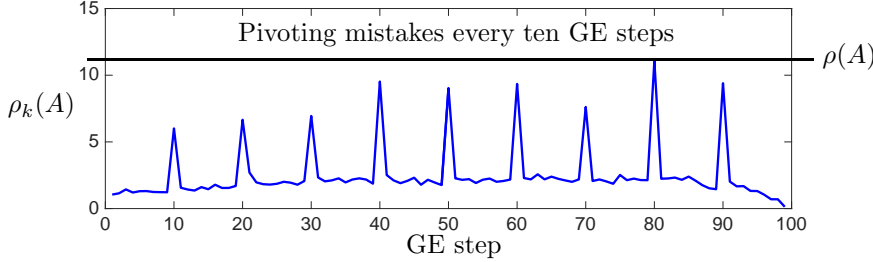


FIG. 2. GE with complete pivoting corrects pivoting mistakes. Here, we perform GE with complete pivoting on a randomly generated 100×100 matrix, where every ten steps a pivoting mistake is made, i.e., $\beta_{10k} = 1/10$ for $1 \leq k \leq 9$. One can see that the intermediate growth rates quickly recover after a mistake and they do not accumulate in a multiplicative fashion. This phenomenon is important for the success of GE in iterative mode as one can safely employ cheaper pivoting strategies that only find large pivots, as opposed to the largest pivot.

Example 1. Suppose that all the pivots have the same quality $0 < \beta \leq 1$, i.e., $\beta_r = \beta$, for $1 \leq r \leq k$. By Theorem 3.1, the intermediate growth rate is bounded above by

$$\begin{aligned} \rho_k(A) &\leq 2(\beta + \beta^{-1}) \left(\beta \prod_{r=2}^{k-1} \beta^{\frac{1}{k-r}} \right)^{-1} \sqrt{k} k^{\frac{1}{4} \log k} \\ &\leq 4 \left(\beta^{2 + \sum_{r=1}^{k-2} \frac{1}{r}} \right)^{-1} \sqrt{k} k^{\frac{1}{4} \log k} \\ &= 4\beta^{-2 - H_{k-2}} \sqrt{k} k^{\frac{1}{4} \log k}, \end{aligned}$$

where H_k is the k th harmonic number. Since $H_k \sim \log k$ we have,

$$\rho_k(A) \lesssim k^{\frac{1}{2} - \log \beta + \frac{1}{4} \log k}.$$

For example, if $\beta = 1/100$ then the bound on the intermediate growth rate degrades compared to complete pivoting without mistakes by an asymptotic factor of only $k^{\log 100} = k^{4.60\dots}$ as $k \rightarrow \infty$. This shows that GE is very robust to severe pivoting mistakes.

Example 2. To further show that pivoting mistakes are corrected by later GE steps, we take $\beta_r = \min(1/\log(k-r+2), 1)$ for $1 \leq r \leq k$. Here, the first few pivots are of poor quality, while the quality of later pivots is much better. By Theorem 3.1,

we have

$$\begin{aligned}\rho_k(A) &\leq 2 \left(\beta_1^2 \prod_{r=1}^{k-1} \beta_r^{\frac{1}{k-r}} \right)^{-1} \sqrt{k} k^{\frac{1}{4} \log k} \\ &= 2 \log(k+2)^2 \prod_{r=1}^{k-1} \log(r+2)^{1/r} \sqrt{k} k^{\frac{1}{4} \log k} \\ &\lesssim \log(k)^2 k^{\log \log k} \sqrt{k} k^{\frac{1}{4} \log k}.\end{aligned}$$

Therefore, even though the quality of early pivots is logarithmically poor the bound on the intermediate growth rate degrades by only a factor of $\log(k)^2 k^{\log \log k}$ as $k \rightarrow \infty$. This example shows that GE is able to correct pivoting mistakes, and could lead to faster algorithms because pivoting strategies can be far less stringent in the first few steps of GE.

4. Partial pivoting does not correct pivoting mistakes. While GE with complete pivoting is robust to pivoting mistakes, GE with partial pivoting is not.

Consider GE with partial pivoting, where the k th pivot is selected as the absolute maximum entry in column k . Here, we define the quality of the k th pivot as a value $0 < \beta_k \leq 1$ defined by

$$\beta_k = \left| A_{i_k k}^{(k-1)} \right| / \left(\max_{1 \leq i \leq m} \left| A_{ik}^{(k-1)} \right| \right), \quad \max_{1 \leq i \leq m} \left| A_{ik}^{(k-1)} \right| \neq 0, \quad 1 \leq k \leq \min(m, n).$$

Pick $m = n$ and suppose that the quality of the pivots is $0 < \beta_1, \dots, \beta_n \leq 1$. The following two matrices are obtained by modifying Wilkinson's canonical matrix [10]:

$$A_1 = \begin{pmatrix} 1 & & & & 1 \\ -\beta_1^{-1} & 1 & & & 1 \\ -\beta_1^{-1} & -\beta_2^{-1} & 1 & & 1 \\ \vdots & \vdots & \ddots & \ddots & \vdots \\ -\beta_1^{-1} & -\beta_2^{-1} & \dots & -\beta_{n-1}^{-1} & 1 \end{pmatrix}, \quad A_2 = \begin{pmatrix} 1 & & & & 1 \\ -\gamma_1^{-1} & 1 & & & 1 \\ -\gamma_1^{-1} & -\gamma_2^{-1} & 1 & & 1 \\ \vdots & \vdots & \ddots & \ddots & \vdots \\ -\gamma_1^{-1} & -\gamma_2^{-1} & \dots & -\gamma_{n-1}^{-1} & 1 \end{pmatrix},$$

where

$$\gamma_k^{-1} = \begin{cases} \beta_k^{-1}, & \beta_k \neq 1, \\ 0, & \beta_k = 1. \end{cases}$$

Both A_1 and A_2 show that pivoting mistakes can accumulate for GE with partial pivoting. While A_1 gives the worst possible intermediate growth factors, the accumulation of pivoting mistakes is more obvious when considering A_2 (see Figure 3). For A_1 and A_2 the intermediate growth factors are given by

$$\rho_k(A_1) = \prod_{r=1}^k (1 + \beta_r^{-1}) / \left(\max_{1 \leq r \leq n} \beta_r^{-1} \right), \quad \rho_k(A_2) = \prod_{r=1}^k (1 + \gamma_r^{-1}) / \left(\max_{1 \leq r \leq n} \gamma_r^{-1} \right).$$

Figure 3 shows the intermediate growth factors when GE with partial pivoting is applied to A_2 , where pivoting mistakes are allowed every ten GE steps.

GE with partial pivoting is not used in iterative mode because it does not adequately construct near-best low rank approximations [6]. It may be that robustness to pivoting mistakes and rank-revealing properties of a pivoting strategy are somehow intimately connected.

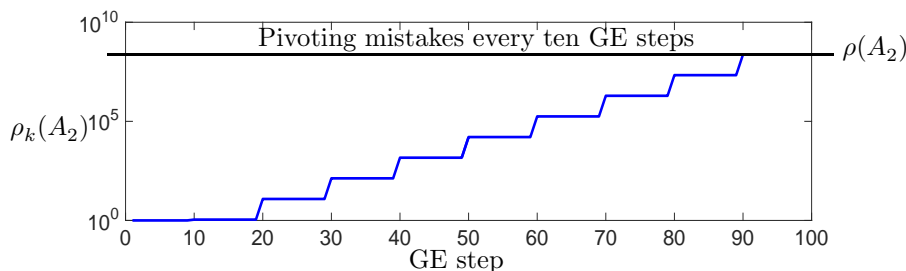


FIG. 3. *GE with partial pivoting does not correct pivoting mistakes. Here, we perform GE with partial pivoting on the matrix A_2 , where a pivoting mistake is incurred every ten steps, i.e., $\beta_{10k} = 1/10$ for $1 \leq k \leq 9$. The pivoting mistakes accumulate in the intermediate growth factors in a multiplicative fashion.*

Acknowledgments. I thank Grady Wright for carefully reading a draft version of the paper, and Akil Narayan for discussing the topic with me during a productive visit to the University of Massachusetts Dartmouth. I also benefited from comments from Mikael Slevinsky and Marcus Webb.

REFERENCES

- [1] M. BEBENDORF, *Approximation of boundary element matrices*, Numer. Math., 86 (2000), pp. 565–589.
- [2] M. BEBENDORF, *Hierarchical Matrices: A Means to Efficiently Solve Elliptic Boundary Value Problems*, Springer, 2008.
- [3] T. A. DRISCOLL AND KARA L. MAKI, *Searching for rare growth factors using multicanonical Monte Carlo methods*, SIAM review, 49 (2007), pp. 673–692.
- [4] O. A. CARVAJAL, F. W. CHAPMAN, AND K. O. GEDDES, *Hybrid symbolic-numeric integration in multiple dimensions via tensor-product series*, Proc. 2005 International Symposium on Symbolic and algebraic computation, ACM, 2005.
- [5] L. V. FOSTER, *The growth factor and efficiency of Gaussian elimination with rook pivoting*, J. Comput. Appl. Math., 86 (1997), pp. 177–194.
- [6] L. V. FOSTER AND X. LIU, *Comparison of rank revealing algorithms applied to matrices with well defined numerical ranks*, Manuscript, (2006).
- [7] G. H. GOLUB AND C. F. VAN LOAN, *Matrix Computations*, Third edition, JHU Press, 2012.
- [8] M. GU AND S. C. EISENSTAT, *Efficient algorithms for computing a strong rank-revealing QR factorization*, SIAM J. Sci. Comput., 17 (1996), pp. 848–869.
- [9] L. GUTTMAN, *General theory and methods for matrix factoring*, Psychometrika, 9 (1944), pp. 1–16.
- [10] N. J. HIGHAM AND D. J. HIGHAM, *Large growth factors in Gaussian elimination with pivoting*, SIAM J. Mat. Anal. Appl., 10 (1989), pp. 155–164.
- [11] N. J. HIGHAM, *Accuracy and Stability of Numerical Algorithms*, SIAM, 2002.
- [12] N. HALKO, P.-G. MARTINSSON, AND J. A. TROPP, *Finding structure with randomness: Probabilistic algorithms for constructing approximate matrix decompositions*, SIAM Review, 53 (2011), pp. 217–288.
- [13] C.-T. PAN, *On the existence and computation of rank-revealing LU factorizations*, Lin. Alg. Appl., 316 (2000), pp. 199–222.
- [14] A. TOWNSEND AND L. N. TREFETHEN, *Gaussian elimination as an iterative algorithm*, SIAM News, March 2013.
- [15] A. TOWNSEND AND L. N. TREFETHEN, *An extension of Chebfun to two dimensions*, SIAM J. Sci. Comput., 35 (2013), C495–C518.
- [16] L. N. TREFETHEN AND R. S. SCHREIBER, *Average-case stability of Gaussian elimination*, SIAM J. Mat. Anal. Appl., 11 (1990), pp. 335–360.
- [17] J. H. WILKINSON, *Error analysis of direct methods of matrix inversion*, J. ACM, 8 (1961), pp. 281–330.