

Numerical models for stationary superfluid neutron stars in general relativity with realistic equations of state

Aurélien Sourie,^{*} Micaela Oertel,[†] and Jérôme Novak[‡]

LUTH, Observatoire de Paris, PSL Research University, CNRS,
Université Paris Diderot, Sorbonne Paris Cité, 5 place Jules Janssen, 92195 Meudon

(Dated: February 26, 2018)

We present a numerical model for uniformly rotating superfluid neutron stars, for the first time with realistic microphysics including entrainment, in a fully general relativistic framework. We compute stationary and axisymmetric configurations of neutron stars composed of two fluids, namely superfluid neutrons and charged particles (protons and electrons), rotating with different rates around a common axis. Both fluids are coupled by entrainment, a non-dissipative interaction which in case of a non-vanishing relative velocity between the fluids, causes the fluid momenta being not aligned with the respective fluid velocities. We extend the formalism by Comer and Joynt [1] in order to calculate the equation of state (EoS) and entrainment parameters for an arbitrary relative velocity as far as superfluidity is maintained. The resulting entrainment matrix fulfills all necessary sum rules and in the limit of small relative velocity our results agree with Fermi liquid theory ones, derived to lowest order in the velocity. This formalism is applied to two new nuclear equations of state which are implemented in the numerical model. We are able to obtain precise equilibrium configurations. Resulting density profiles and moments of inertia are discussed employing both EoSs, showing the impact of entrainment and the dependence on the EoS.

PACS numbers: 97.60.Jd, 26.60.-c, 26.60.Dd, 04.25.D-, 04.40.Dg

I. INTRODUCTION

Spanning over fifteen orders of magnitude in density, the composition of a neutron star is quite complex [2]. Migdal [3] first suggested the possibility that superfluidity could appear in neutron star matter at sufficiently low temperature, through the formation of neutron Cooper pairs. From detailed microscopic calculations (e.g. [4]), the superfluid critical temperature has been estimated to be of the order of $\sim 10^9 - 10^{10}$ K. As a neutron star typically drops below this temperature within a few years after its birth [5], neutrons are supposed to form a superfluid in the core and in the inner crust of the star. Protons are likely to form a superconducting fluid in the core, too.

The presence of superfluid matter in the interior of neutron stars is strongly supported by the qualitative success of superfluid models [6–8] to explain the observed features of pulsar glitches and, especially, the very long relaxation time scales [9, 10] (see [11] for a review on models for pulsar glitches). The recent direct observations of the fast cooling of the young neutron star in the Cassiopeia A supernova remnant [12, 13] also provide serious evidence for nucleon superfluidity in the core of neutron stars [13, 14]. Moreover, the quasi-periodic oscillations detected in the X-ray flux of giant flares from some soft gamma-ray repeaters (see [15], for instance) have been interpreted as the signature of superfluid magneto-elastic oscillations [16], bringing thus a new, albeit less convinc-

ing, observational support for superfluidity.

Due to superfluidity, the matter inside the star has to be described as a mixture of several species with different dynamics. A first fluid is supposed to be made of superfluid neutrons in the crust and the outer core, which can “freely” flow through the other components. On the other hand, protons, nuclei in the crust, electrons and possibly muons are locked together on very short time scales by short-range electromagnetic interactions, forming a fluid of charged particles, called here simply “protons”. Being coupled to the magnetosphere through magnetic effects, this fluid is rotating at the observed angular velocity of the star. The above statements correspond to the so-called *two-fluid model* for the interior of neutron stars [17]. Although rotating around a common axis with (possibly) different angular velocities, neutron and proton fluids do not strictly flow independently, but are rather coupled through *entrainment*. While in the core this non-dissipative phenomenon arises from the strong interactions between neutrons and protons [18, 19], entrainment in the inner crust comes from Bragg scattering of dripped neutrons by nuclei [20, 21], leading to much more important effects. Entrainment is an important ingredient in the understanding of oscillations of superfluid neutron stars (acting on both frequency and damping rate [22, 23]) and pulsar glitches [24, 25].

Based on the elegant formalism developed by Carter and coworkers [26–28], a lot of progress has been made in the past few years to obtain realistic equilibrium configurations of two-fluid neutron stars, in a fully relativistic framework. These models are not only interesting for the study of stationary properties of superfluid neutron stars, but can also be useful as unperturbed initial states for dynamical simulations of neutron star oscillations or

^{*} aurelien.sourie@obspm.fr

[†] micaela.oertel@obspm.fr

[‡] jerome.novak@obspm.fr

collapse to black holes. For the first time, Andersson and Comer [29] computed stationary configurations in the slow rotation approximation, using an analytic equation of state (EoS). This work was then extended by Comer and Joynt [1, 30] who considered a simplified nuclear EoS model, including entrainment effects. More recently, several improvements were made to get more realistic EoSs [31–33], including in particular the correct interaction for isospin asymmetric neutron star matter. Meanwhile, Prix *et al.* [34] have built the first complete numerical solutions of stationary rotating superfluid neutron stars, for any rotation rates. Going beyond the slow rotation approximation is particularly interesting as several pulsars are observed to be rapidly rotating, with angular frequencies up to 716 Hz [35], corresponding to a surface velocity at the equator of the order of $\sim c/6$ (assuming $R \sim 12$ km). Yet, only polytropic EoSs were considered in Prix *et al.* [34], for better numerical convergence.

Here, we present realistic stationary and axisymmetric configurations of rotating superfluid neutron stars, in a full general relativistic framework, extending the work by Prix *et al.* [34] by implementing two new realistic EoSs. These are density-dependent relativistic mean-field models [36, 37], that we adapted to a system of two fluids coupled by entrainment. Our derivation of the EoS with entrainment follows the spirit of [1], with the difference that we choose the neutron rest frame instead of the neutron zero-momentum frame for our calculations. This allows to compute in a very convenient way the EoS to any order in the spatial velocity of the proton current, *i.e.* the relative velocity between the two fluids. In contrast to the results of [1, 32], the resulting entrainment matrix fulfills all relations required by spacetime symmetries and the slow velocity approximation is in agreement with the result of [31] derived from relativistic Fermi liquid theory to lowest order in the relative velocity.

The paper is organized as follows. In Section II, we present the major assumptions employed in our model and we recall the main features of two-fluid hydrodynamics. In Section III, we explain our formalism to calculate the EoS with entrainment and describe the two new EoSs we use to compute equilibrium configurations. These configurations are then presented in Section IV. Finally, a discussion of this work is given in Section V. Throughout this paper, gravitational units, $G = c = \hbar = 1$, are adopted. The signature of the spacetime metric is given by $(-, +, +, +)$. Greek indices $\alpha, \beta, \dots, \mu, \nu, \dots$ are used to refer to space and time components $\{0, 1, 2, 3\}$ of a tensor, whereas Latin indices i, j, \dots stand for spatial terms $\{1, 2, 3\}$ only. Einstein summation convention is used on repeated indices, except when the capital letters X and Y referring to the two fluids are employed. Isospin vectors are denoted by an arrow: e.g. $\vec{\delta}$.

II. TWO-FLUID MODEL

A. Global framework

As a simplified composition, we only consider a uniform mixture of neutrons, protons and electrons. Such a composition is likely to be found in the outer core of neutron stars, corresponding to densities ranging from $\sim \rho_0/2$ to $\sim 2-3\rho_0$, where $\rho_0 \simeq 2.8 \times 10^4$ g.cm $^{-3}$ denotes the saturation density of infinite symmetric nuclear matter. Here, we simply assume that it remains the same at all densities. Note that muons could be included straightforwardly in our model, but are not expected to strongly affect the global properties of the star. The composition of the inner core being still poorly known, we do not consider the possible appearance of any additional particle. Furthermore, the presence of the solid crust is also neglected. Even though a relativistic description unifying the core and the inner crust within a two-fluid context exists [38–40], computing realistic configurations would require a suited EoS, which is beyond the scope of the present work.

Even soon after their birth, typical temperatures of neutron stars are much smaller than the Fermi energy of the interior, which can be assumed to be greater than ~ 60 MeV (*i.e.* $T \sim 7 \times 10^{11}$ K) for a density exceeding the nuclear one (e.g. [41]), indicating that finite temperature effects can be neglected on the EoS. In this sense, neutron stars are cold and can be reasonably well described by a zero-temperature EoS. Assuming null temperature, all the neutrons will therefore be in a superfluid state. We assume in addition that the temperature lies well below the critical temperature of (neutron) superfluidity, such that temperature effects on entrainment can be neglected, too, see [42] for a discussion.

In our model, the magnetic field of the star is only considered by requiring that the electromagnetically charged particles are comoving¹ (see Sec. I). Consequently, our system shall be described by two fluids: superfluid neutrons, labeled by “n”, and “normal” matter in form of protons and electrons, labeled by “p”. The effect of magnetic field on the EoS is anyway expected to be negligible and its influence on the global structure very small, except maybe for some extreme magnetars [45]. Including the magnetic field in our model, which would require a better understanding of proton superconductivity, is thus left for future work.

In our study of equilibrium configurations, we neglect any kind of dissipating mechanisms, which would prevent the star from being in a stationary state. Consequently, we do not consider any departure from pressure isotropy due to crustal and magnetic stresses nor heat flow (see

¹ Strictly speaking, this assumption is only valid on time scales larger than a few seconds [43]. This question has been recently discussed by Glampedakis and Lasky [44].

above). Possible transfer of matter between the fluids, known as transfusion process (see [28] and Sec. II C), is not taken into account and we assume the viscosity of charged particles to be very small, so that we can reasonably neglect it. Moreover, being superfluid, the vorticity of the neutrons is confined to vortex lines, whose interactions with the surrounding medium leads to dissipative processes, such as pinning or mutual friction forces, which are not considered here. We thus make the assumption that the stationary configurations of a superfluid neutron star can accurately be described by two *perfect* fluids [41]. Doing so, we do not take the presence of the superfluid vortices into account in our model. This assumption only makes sense on scales much larger than the intervortex spacing, typically on a few centimeters, on which the presence of this array of vortices mimics rigid-body rotation.

We consider a general relativistic framework, following Bonazzola *et al.* [46] and we assume the neutron star spacetime $(\mathcal{M}, g_{\mu\nu})$ to be *stationary*, *axisymmetric* and *asymptotically flat*. The two symmetries, stationarity and axisymmetry, are respectively associated with the Killing vector fields ξ^μ , timelike at spatial infinity, and χ^μ , spacelike everywhere and vanishing on the rotation axis of the star. We choose spherical-type coordinate system $(x^0 = t, x^1 = r, x^2 = \theta, x^3 = \varphi)$, such that $\xi^\mu = \partial_t^\mu$ and $\chi^\mu = \partial_\varphi^\mu$. Furthermore, we also assume that the spacetime is *circular*. This implies that the energy-momentum tensor $T^{\mu\nu}$ has to verify conditions given by the generalized Papapetrou theorem [46]. As long as the interior of neutron stars is described by perfect fluids, these conditions lead to consider only purely circular motion around the rotation axis, with angular velocities Ω_n and Ω_p . Thus, no convection is allowed. Choosing quasi-isotropic coordinates, the line element of a rotating neutron star at equilibrium, under the previous assumptions, reads:

$$\begin{aligned} ds^2 &= g_{\mu\nu} dx^\mu dx^\nu \\ &= -N^2 dt^2 + A^2(dr^2 + r^2 d\theta^2) \\ &\quad + B^2 r^2 \sin^2 \theta (d\varphi - \omega dt)^2 \end{aligned} \quad (1)$$

where $g_{\mu\nu}$ denotes the spacetime metric whose components N , A , B and ω are four functions depending only on r and θ .

Finally, we assume both fluids to be rigidly rotating. Although neutron stars are likely to present differential rotation at birth, several mechanisms are said to enforce rigid rotation: magnetic braking suppresses differential rotation on a time scale of tens of seconds [47]; viscous dissipation, caused by kinematic shear viscosity, enforces uniform rotation on a much longer time scale of the order of years [48]; turbulence mixing may also suppress any amount of differential rotation within a few days [49]. So, it seems reasonable to consider Ω_p to be uniform. Nevertheless, one must notice that some amount of differential rotation is likely to be present when dynamical time scales are shorter than typical damping time scales,

during glitches or oscillations for instance. For the sake of simplicity, we also consider that Ω_n is uniform, although the damping mechanisms presented above do not play any role in a superfluid.

B. Two-fluid hydrodynamics

Our model is based on the covariant formalism developed by Carter and collaborators [26–28], who described a system made of two perfect fluids coupled by entrainment in a general relativistic framework. Here, we recall briefly the main features of this model; more details can be found in Prix *et al.* [34].

Following this approach, the two fluids are described, at macroscopic scales, with mean 4-velocity fields u_n^μ and u_p^μ or equivalently with average particle 4-currents n_n^μ and n_p^μ . Since dissipative effects are neglected, this system can be studied in terms of a variational principle based on a Lagrangian density Λ which depends on the two quantities n_n^μ and n_p^μ . Λ is commonly referred to as the *master function*, because it contains all the information relative to the local thermodynamic state of the system. From covariance requirement, Λ only depends on the three scalars that can be formed from the particle 4-currents

$$n_n^2 = -n_n^\mu n_{n\ \mu}, \quad n_p^2 = -n_p^\mu n_{p\ \mu} \quad \text{and} \quad x^2 = -n_n^\mu n_{p\ \mu}. \quad (2)$$

Thus, the Lagrangian density can be written as

$$\Lambda(n_n^\mu, n_p^\mu) = -\mathcal{E}(n_n^2, n_p^2, x^2), \quad (3)$$

where \mathcal{E} refers to the total energy density of the two-fluid system, to which we will refer as the “equation of state” (EoS) in the following. Using the normalization conditions of the 4-velocities

$$g_{\mu\nu} u_n^\mu u_n^\nu = -1 \quad \text{and} \quad g_{\mu\nu} u_p^\mu u_p^\nu = -1, \quad (4)$$

the components of the 4-currents read

$$n_n^\mu = n_n u_n^\mu \quad \text{and} \quad n_p^\mu = n_p u_p^\mu, \quad (5)$$

from which we interpret the quantity n_X as the particle density of the fluid X , as measured in its proper rest frame.

From variations of the Lagrangian density (keeping the metric fixed), one defines the conjugate momenta $p_{\ \mu}^n$ and $p_{\ \mu}^p$ as follows

$$d\Lambda = p_{\ \mu}^n dn_n^\mu + p_{\ \mu}^p dn_p^\mu. \quad (6)$$

Using (3), these momenta are given in terms of the 4-currents by

$$\begin{pmatrix} p_{\ \mu}^n \\ p_{\ \mu}^p \end{pmatrix} = \begin{pmatrix} \mathcal{K}^{nn} & \mathcal{K}^{np} \\ \mathcal{K}^{pn} & \mathcal{K}^{pp} \end{pmatrix} \begin{pmatrix} n_n^\mu \\ n_p^\mu \end{pmatrix} \quad (7)$$

where \mathcal{K}^{XY} is the *entrainment matrix* [50], whose components are defined from the EoS by

$$\mathcal{K}^{nn} = 2 \left(\frac{\partial \mathcal{E}}{\partial n_n^2} \right)_{n_p, x}, \quad \mathcal{K}^{pp} = 2 \left(\frac{\partial \mathcal{E}}{\partial n_p^2} \right)_{n_n, x}, \quad (8)$$

$$\mathcal{K}^{np} = \mathcal{K}^{pn} = \left(\frac{\partial \mathcal{E}}{\partial x^2} \right)_{n_n, n_p}. \quad (9)$$

Because of the presence of the non-zero off diagonal term \mathcal{K}^{np} , the conjugate momentum of a fluid is not simply proportional to its 4-velocity, but also depends on the 4-velocity of the second fluid. This corresponds to the so-called *entrainment* effect.

To describe the difference in the fluid velocities, one introduces the relative Lorentz factor Γ_Δ

$$\Gamma_\Delta = -g_{\mu\nu} u_n^\mu u_p^\nu = \frac{x^2}{n_n n_p}, \quad (10)$$

to which we associate the relative speed Δ via

$$\Gamma_\Delta = \frac{1}{\sqrt{1 - \Delta^2}}. \quad (11)$$

Δ^2 stands for the square of the physical speed of the protons in the frame of neutrons (25), or the inverse. The EoS (3) can be seen as a function of both densities and the relative speed: $\mathcal{E}(n_n, n_p, \Delta^2)$. The first law of thermodynamics then reads as

$$d\mathcal{E} = \mu^n dn_n + \mu^p dn_p + \alpha d\Delta^2, \quad (12)$$

where μ^n and μ^p denote neutron and proton chemical potentials and α is the entrainment. The \mathcal{K}^{XY} elements are expressed as functions of these three conjugate variables by

$$\mathcal{K}^{nn} = \frac{\mu^n}{n_n} - \frac{2\alpha}{n_n^2 \Gamma_\Delta^2}, \quad \mathcal{K}^{pp} = \frac{\mu^p}{n_p} - \frac{2\alpha}{n_p^2 \Gamma_\Delta^2}, \quad (13)$$

$$\mathcal{K}^{np} = \frac{2\alpha}{n_n n_p \Gamma_\Delta^3}. \quad (14)$$

The energy-momentum tensor $T_{\mu\nu}$ governing a mixture of two perfect fluids is given by [28]

$$T_{\mu\nu} = n_n \mu P_\nu^n + n_p \mu P_\nu^p + \Psi g_{\mu\nu}, \quad (15)$$

where Ψ is the generalized pressure of the system, linked to the EoS through the Gibbs-Duhem relation

$$\Psi(\mu^n, \mu^p, \Delta^2) = -\mathcal{E} + n_n \mu^n + n_p \mu^p, \quad (16)$$

from which we get

$$n_n = \left(\frac{\partial \Psi}{\partial \mu^n} \right)_{\mu^p, \Delta^2}, \quad n_p = \left(\frac{\partial \Psi}{\partial \mu^p} \right)_{\mu^n, \Delta^2}, \quad (17)$$

$$\alpha = - \left(\frac{\partial \Psi}{\partial \Delta^2} \right)_{\mu^n, \mu^p}. \quad (18)$$

C. Structure equations

In our study, we take the point of view of the 3+1 formalism [51], in which the spacetime \mathcal{M} is foliated by a family $(\Sigma_t)_{t \in \mathbb{R}}$ of spacelike hypersurfaces. Let \mathbf{n}^μ be the unit (future-oriented) vector normal to Σ_t

$$\mathbf{n}^\mu = -N \nabla^\mu t = \left(\frac{1}{N}, 0, 0, \frac{\omega}{N} \right). \quad (19)$$

As \mathbf{n}^μ is a unit timelike vector, it can be seen as the 4-velocity of a given observer \mathcal{O}_n , called *Eulerian* or locally non-rotating observer.

In our choice of gauge (1), Einstein Equations form a set of four coupled elliptic partial differential equations for the metric potentials [46]. Matter source terms involved in these equations are the energy density E , the momentum density π_μ and the shear tensor $S_{\mu\nu}$ measured by \mathcal{O}_n . These quantities, which naturally appear in the 3+1 decomposition of the energy-momentum tensor, are defined by

$$\begin{cases} E = T_{\mu\nu} \mathbf{n}^\mu \mathbf{n}^\nu \\ \pi_\mu = -T_{\rho\sigma} \mathbf{n}^\rho \gamma^\sigma_\mu \\ S_{\mu\nu} = T_{\rho\sigma} \gamma^\rho_\mu \gamma^\sigma_\nu \end{cases} \quad (20)$$

where $\gamma_{\mu\nu}$ is the metric induced by $g_{\mu\nu}$ on the spacelike hypersurface Σ_t . The matter source terms (20) are functions of the entrainment matrix coefficients (7), the pressure Ψ , both densities and the physical velocities measured by \mathcal{O}_n (23).

The spacetime being circular (see Sec. II A), u_n^μ and u_p^μ belong to the vector plane generated by the two Killing vectors ξ^μ and χ^μ [46]. The angular velocities of the fluids as seen by a static observer located at spatial infinity are defined as follow

$$\Omega_n = \frac{u_n^\varphi}{u_n^t} \quad \text{and} \quad \Omega_p = \frac{u_p^\varphi}{u_p^t}. \quad (21)$$

From these relations one defines Γ_n and Γ_p , the Lorentz factors of both fluids with respect to \mathcal{O}_n :

$$\Gamma_n = -\mathbf{n}_\mu u_n^\mu = N u_n^t \quad \text{and} \quad \Gamma_p = -\mathbf{n}_\mu u_p^\mu = N u_p^t. \quad (22)$$

We define U_n and U_p as the norms of the physical 3-velocities of the fluids measured by the Eulerian observer \mathcal{O}_n , *i.e.*

$$U_n = \frac{B}{N} (\Omega_n - \omega) r \sin \theta \quad \text{and} \quad U_p = \frac{B}{N} (\Omega_p - \omega) r \sin \theta. \quad (23)$$

The normalization conditions on \mathbf{n}^μ , u_n^μ and u_p^μ lead to the standard expressions:

$$\Gamma_n = (1 - U_n^2)^{-1/2} \quad \text{and} \quad \Gamma_p = (1 - U_p^2)^{-1/2}. \quad (24)$$

Moreover, the relative speed Δ (11) can be expressed in terms of U_n and U_p , by

$$\Delta^2 = \frac{(U_n - U_p)^2}{(1 - U_n U_p)^2}. \quad (25)$$

The equations governing the fluid equilibrium are derived from the conservation of both particle 4-currents

$$\nabla_\mu n_n^\mu = 0 \quad \text{and} \quad \nabla_\mu n_p^\mu = 0, \quad (26)$$

which are trivially satisfied given the symmetries of the spacetime, and from $\nabla^\mu T_{\mu\nu} = 0$, the energy-momentum conservation law. In the case of rigid rotation that we are considering here (see Sec. II A), it leads to the two following first integrals of motion

$$\frac{\mu^n}{\Gamma_n} N = \tilde{C}_n \quad \text{and} \quad \frac{\mu^p}{\Gamma_p} N = \tilde{C}_p, \quad (27)$$

where \tilde{C}_n and \tilde{C}_p denote constants over the whole star. Introducing the log-enthalpies

$$H^n = \ln\left(\frac{\mu^n}{m_n}\right) \quad \text{and} \quad H^p = \ln\left(\frac{\mu^p}{m_p}\right), \quad (28)$$

with $m_n = 939.6$ MeV and $m_p = 938.3 + 0.5 = 938.8$ MeV the masses of particles composing the fluids, one can rewrite (27) as

$$H^n + \ln N - \ln \Gamma_n = C_n \quad \text{and} \quad H^p + \ln N - \ln \Gamma_p = C_p, \quad (29)$$

C_n and C_p being constant over the star.

In Section IV, we will only present configurations verifying chemical equilibrium at the center of the star, *i.e.*

$$\mu_c^p = \mu_c^n, \quad (30)$$

or equivalently,

$$H_c^n = H_c^p + \ln\left(\frac{m_p}{m_n}\right). \quad (31)$$

Putting (30) in (27), one gets $\tilde{C}_n = \tilde{C}_p$. Inside the star, the chemical potentials are thus linked through

$$\frac{\mu^n}{\Gamma_n} = \frac{\mu^p}{\Gamma_p}. \quad (32)$$

As shown by Andersson and Comer [29], global β -equilibrium is only possible if the two fluids are corotating. In this case, imposing chemical equilibrium at the center of the star is enough for the chemical equilibrium to be verified in the whole star, as can be seen from (32). In the opposite case, where $\Omega_n \neq \Omega_p$, some conversion reactions between neutrons and protons should be included in our model, which would dissipate some energy until the star reaches β -equilibrium with $\Delta^2 = 0$ [52]. However, as we are dealing with stationary configurations, this transitive process is neglected (see Sec. II A and (26)). This assumption makes sense because of the slowness of the electroweak reactions responsible for the chemical equilibrium [53], added to the fact that the two fluids are likely to be always very close to corotation². Examples of configurations with $\mu_c^p \neq \mu_c^n$ are shown in Prix *et al.* [34].

² Assuming the total angular momentum to be constant during a

D. Global quantities

We give here some definitions which we use in Section IV; more details are given in Prix *et al.* [34]. The *gravitational mass* (M_G) is the mass felt by a test-particle orbiting around the star. It is defined as the (negative) coefficient of the term $1/r$ in an asymptotic expansion of the log N gravitational potential. Following Bonazzola *et al.* [46], it can be expressed as

$$M_G = \int_{\Sigma_t} [N(E + S_i^i) + 2B^2 r^2 \sin^2 \theta \omega \pi^\varphi] d^3 \Sigma, \quad (33)$$

where $d^3 \Sigma = A^2 B r^2 \sin \theta dr d\theta d\varphi$ is the element volume on the hypersurface Σ_t . The *baryon mass* (M^B) is nothing but the counting of the total number of baryons in the star. In our case, it splits into two parts: neutron baryon mass (M_n^B) and proton baryon mass (M_p^B).

Relying on the axisymmetry of the spacetime, associated with the Killing vector χ^μ (cf. Sec. II A), the total angular momentum of the star is given by the gauge-invariant Komar formula [55]

$$J_K = - \int_{\Sigma_t} \mathbf{n}^\mu T_{\mu\nu} \chi^\nu \sqrt{\gamma} d^3 x, \quad (34)$$

where γ is the determinant of the 3-metric γ_{ij} defined as the restriction of the metric $\gamma_{\mu\nu}$ to the hypersurface Σ_t (see Sec. II C), such that $\gamma_{ij} = g_{ij}$ (cf. Eq. (1)). From (20), we deduce that $\mathbf{n}^\mu T_{\mu\nu} \chi^\nu = -\pi_\varphi$, so that (34) is simply given by [51]

$$J_K = \int_{\Sigma_t} \pi_\varphi d^3 \Sigma. \quad (35)$$

For a two-fluid system (15), we can write:

$$\pi_\varphi = \Gamma_n n_n p_\varphi^n + \Gamma_p n_p p_\varphi^p, \quad (36)$$

see Eqs. (6) and (22). Note that there is no term involving the pressure Ψ . This canonical decomposition leads us to define the angular momentum density of each fluid as in [28]

$$j_\varphi^n \equiv \Gamma_n n_n p_\varphi^n \quad \text{and} \quad j_\varphi^p \equiv \Gamma_p n_p p_\varphi^p. \quad (37)$$

One can thus interpret p_φ^n (resp. p_φ^p) as the angular momentum per neutron (resp. proton) and $\Gamma_n n_n$ (resp. $\Gamma_p n_p$) as the density of neutrons (resp. protons) measured by \mathcal{O}_n , n_n (resp. n_p) being the density of neutrons (resp. protons) in the frame of this fluid. These angular

glitch, the maximum lag between the fluids, which corresponds to the lag when the glitch is triggered, is roughly given by $\Delta\Omega_{\max} \simeq I/I_n \times \Delta\Omega_p/\Omega_p \times \Omega \simeq \Delta\Omega_p/\Omega_p \times \Omega$, where $\Delta\Omega_p/\Omega_p \sim 10^{-11} - 10^{-5}$ is the glitch amplitude and Ω is the pulsar angular velocity (e.g. [54]).

momentum densities are expressible as functions of the two physical velocities measured by \mathcal{O}_n (23)

$$\begin{cases} j_\varphi^n = Br \sin \theta (\Gamma_n^2 n_n^2 \mathcal{K}^{nn} U_n + \Gamma_n n_n \Gamma_p n_p \mathcal{K}^{np} U_p), \\ j_\varphi^p = Br \sin \theta (\Gamma_p^2 n_p^2 \mathcal{K}^{pp} U_p + \Gamma_n n_n \Gamma_p n_p \mathcal{K}^{np} U_n). \end{cases} \quad (38)$$

Using Eqs. (35) and (36), we deduce that the angular momentum of each fluid is given by

$$J_n = \int_{\Sigma_t} j_\varphi^n d^3\Sigma \quad \text{and} \quad J_p = \int_{\Sigma_t} j_\varphi^p d^3\Sigma. \quad (39)$$

The Newtonian limit of the angular momenta is studied in appendix A and compared to results from Sidery *et al.* [54].

Assuming rigid rotation, from the fluid angular momenta it is possible to define corresponding moments of inertia. The total moment of inertia of the star is

$$I = \frac{J}{\Omega_p}, \quad (40)$$

Ω_p corresponding to the rotation rate of the pulsar. The moment of inertia of fluid X can be defined through the equation

$$I_X = \frac{J_X}{\Omega_X}, \quad (41)$$

which makes sense if the two fluids are corotating³.

E. Numerical procedure

The numerical resolution of the stationary axisymmetric configurations described in the previous sections was implemented in the LORENE library by Prix *et al.* [34]. It is based on an iterative scheme, called self-consistent-field method, which consists in making an initial guess on the quantities to be determined, starting from a flat spacetime with both fluids at rest and parabolic profiles for $H^n(r, \theta)$ and $H^p(r, \theta)$, and progressively improving these estimates at each step of the resolution procedure, until a convergence criterion is satisfied. For a given EoS, the free parameters are the central values H_c^n and H_c^p of the log-enthalpies and the (constant) angular velocities Ω_n and Ω_p ; thus every set of such parameters gives a model of rotating two-fluid neutron star.

Numerical techniques are based on multi-domain spectral methods [56], which make it possible to reach a high accuracy with a small number of coefficients. In the cold single-fluid case [46], the surface of the star is defined as the location where the pressure, or equivalently the log-enthalpy, of the fluid is vanishing. For a two-fluid system,

it is not possible to define the surface of the inner fluid with a vanishing log-enthalpy any more, because of the coupling between both fluids (see appendix B). Instead, both surfaces are taken to be the location where the corresponding density vanishes, *i.e.* $n_X = 0$ [34]. Consequently, our models assume that both fluids are present at the center of the star, then one of them vanishes (its density reaching zero), and there is a region with only one fluid left, until this one disappears, too, defining the surface of the star. In realistic configurations, for which $\Omega_n \simeq \Omega_p$ and $\mu^n \simeq \mu^p$ (cf. (32)), the surfaces of the two fluids are very close to each other, leading the region between both surfaces, with one fluid, to be poorly represented by the grid covering the star. To cope with this problem, we take one additional domain with many grid points to represent the thin shell where the transition from two fluids to one fluid and vacuum occurs. This solution happened to lead to a significant improvement of the determination of the surfaces and on the accuracy of the results [34]. Consequently, four different domains are used to cover the entire space in general: the innermost domain covers the core of the star, the second one represents the outer part of the star, a third one is used outside the star, expanding up to a few stellar radii, and a last one describes the remaining part, up to infinity with the help of a change in coordinates of the type $r = \frac{1}{A(1-\zeta)}$ with $\zeta \in [-1; 1]$.

III. EQUATIONS OF STATE

A. Presentation

Although non-relativistic models are sufficient to describe the cores of low-mass neutron stars [19], a (special) relativistic formulation, besides being self-consistent, is necessary to deal with massive neutron stars. On the scales relevant for the thermodynamic averaging leading to the equation of state, the metric can be considered as (locally) flat [57]. Therefore, within this section we will work with a Minkowski metric, $\eta^{\mu\nu}$. For the γ -matrices, we will use the anticommutation relation $\{\gamma^\mu, \gamma^\nu\} = 2\eta^{\mu\nu}$. The effect of superfluidity/superconductivity on the EoS itself has been neglected since pairing and superfluidity/superconductivity is a Fermi surface effect with only a marginal influence on the EoS.

We will employ here two equations of state based on a phenomenological relativistic mean field (RMF) model. This type of models can be considered as realistic in the sense that they aim to describe as well as possible known properties of finite nuclei and nuclear matter. The basic idea is that the interaction between baryons is mediated by meson fields inspired by the meson exchange models of the nucleon-nucleon interaction. Within RMF models, these are, however, not real mesons, but introduced on a phenomenological basis with their quantum numbers in different interaction channels. The coupling constants are adjusted to a chosen set of nuclear observ-

³ In the general relativistic framework, there is no natural decomposition of J_X in the form of Eq. (A8). By assuming $\Delta^2 = 0$, we ensure that $I_n + I_p = I$.

ables. Earlier models introduce non-linear self-couplings of the meson fields in order to reproduce correctly nuclear matter saturation properties, whereas more recently density-dependent couplings between baryons and the meson fields have been widely used. The literature on those models is large and many different parametrizations exist (see e.g. [58]).

In the present paper, we will use models with density dependent couplings. The microscopic Lagrangian density of that type of models can be written in the following form

$$\begin{aligned} \mathcal{L} = & \sum_{X=(n,p)} -\bar{\psi}_X \left(\gamma_\mu \partial^\mu + m_X - g_\sigma \sigma \right. \\ & \left. - g_\delta \vec{\delta} \cdot \vec{I}_X - i g_\omega \gamma_\mu \omega^\mu - i g_\rho \gamma_\mu \vec{\rho}^\mu \cdot \vec{I}_X \right) \psi_X \\ & - \frac{1}{2} (\partial_\mu \sigma \partial^\mu \sigma + m_\sigma^2 \sigma^2) \\ & - \frac{1}{2} (\partial_\mu \vec{\delta} \partial^\mu \vec{\delta} + m_\delta^2 \vec{\delta}^2) \\ & - \frac{1}{4} W_{\mu\nu}^\dagger W^{\mu\nu} - \frac{1}{2} m_\omega^2 \omega_\mu \omega^\mu \\ & - \frac{1}{4} \vec{R}_{\mu\nu}^\dagger \cdot \vec{R}^{\mu\nu} - \frac{1}{2} m_\rho^2 \vec{\rho}_\mu \cdot \vec{\rho}^\mu . \end{aligned} \quad (42)$$

Here, ψ_X denotes the field of baryon X^4 with rest mass m_X . The corresponding isospin operator is \vec{I}_X . $W^{\mu\nu}$ and $\vec{R}^{\mu\nu}$ are the vector meson field tensors of the form

$$V^{\mu\nu} = \partial^\mu V^\nu - \partial^\nu V^\mu , \quad (43)$$

associated with ω^μ and $\vec{\rho}^\mu$ respectively. σ is a scalar-isoscalar meson field and $\vec{\delta}$ induces a scalar-isovector coupling to differentiate proton and neutron effective masses (51). For M spanning over all meson types ($\sigma, \rho, \delta, \omega$), the quantity g_M stands for the coupling between nucleons and meson M , whose mass is m_M .

We will show results within two density-dependent models, DDH [36] and DDH δ [37, 59, 60]. The δ -field is absent in DDH. The couplings are density dependent,

$$g_M(n_B) = g_M(n_0) h_M(x) , \quad x = n_B/n_0 . \quad (44)$$

n_0 thereby denotes a normalization constant, in most cases it is chosen as the saturation density of symmetric nuclear matter. The baryon number density n_B is a scalar quantity defined as $n_B = \sqrt{-n_B^\mu n_{B\mu}}$, where $n_B^\mu = n_p^\mu + n_n^\mu$ is the total baryon current.

Within both parametrizations employed in this paper, the following forms [37] are assumed for the isoscalar couplings ($M = \sigma, \omega$)

$$h_M(x) = a_M \frac{1 + b_M(x + d_M)^2}{1 + c_M(x + d_M)^2} \quad (45)$$

and

$$h_M(x) = a_M \exp[-b_M(x - 1)] - c_M(x - d_M) \quad (46)$$

for the isovector ones ($M = \rho, \delta$).

1. Single-fluid case

In mean field approximation, the meson fields are replaced by their respective mean-field expectation values [2, 57]. Assuming that all particles move at the same speed, *i.e.* for the single fluid case, in uniform matter the following (Euler-Lagrange) relations emerge

$$m_\sigma^2 \bar{\sigma} = g_\sigma (n_p^s + n_n^s) \quad (47a)$$

$$m_\delta^2 \bar{\delta} = g_\delta (n_p^s - n_n^s) \quad (47b)$$

$$m_\omega^2 \bar{\omega} = g_\omega (n_p + n_n) \quad (47c)$$

$$m_\rho^2 \bar{\rho} = g_\rho (n_p - n_n) , \quad (47d)$$

where $\bar{\sigma} = \langle \sigma \rangle$, $\bar{\delta} = \langle \delta_3 \rangle$, $\bar{\rho} = \langle \rho_3^0 \rangle$ and $\bar{\omega} = \langle \omega^0 \rangle$. Note that only the isospin 3-components of the isovector meson fields contribute and, since the fluid rest frame is chosen for convenience, only the 0-components of the vector meson fields are non-vanishing [57]. The scalar density of baryon X is given by

$$n_X^s = \langle \bar{\psi}_X \psi_X \rangle = 2 \int f(e_X(k_\nu)) \frac{d^3 k}{(2\pi)^3} \frac{m_X^*}{e_X(k_\nu)} , \quad (48)$$

and the number density by

$$\begin{aligned} n_X &= n_X^0 = i \langle \bar{\psi}_X \gamma^0 \psi_X \rangle \\ &= 2 \int f(e_X(k_\nu)) \frac{d^3 k}{(2\pi)^3} = \frac{(k_{F,X})^3}{3\pi^2} , \end{aligned} \quad (49)$$

where $k_{F,X}$ is the Fermi momentum of fluid X . f represents here the fermionic distribution function with single-particle energies e_X . Note that the distribution function is a scalar quantity. At zero temperature, this is a Heavy-side step function equal to 1 for occupied states (corresponding to $k \leq k_{F,X}$) and 0 for non-occupied ones. The argument can be written in a covariant way as $\mu^X + k_\nu u^\nu$, where k_ν represents the (on-shell) momentum of a single particle state and u^ν the four-velocity of the actual reference frame. For the single-fluid case, where the fluid rest frame can be chosen as reference frame, this reduces to the well known form $f(e_X) = \theta(\mu_*^X - e_X)$ with

$$e_X(k_\nu) = \sqrt{k^i k_i + (m_X^*)^2} . \quad (50)$$

The Dirac effective masses m_X^* depend on the scalar mean fields as

$$m_X^* = m_X - g_\sigma \bar{\sigma} - g_\delta t_{3X} \bar{\delta} , \quad (51)$$

where t_{3X} indicates the third component of isospin, with the convention $t_{3p} = 1$ and $t_{3n} = -1$. The effective chemical potentials μ_*^X , also called Landau effective masses [31, 61], are defined as

$$\mu_*^X = \sqrt{(m_X^*)^2 + (k_{F,X})^2} . \quad (52)$$

⁴ Here “(n, p)” refers to particles (neutrons, protons), not fluids. Electrons shall be considered later in this Section.

In the single fluid case, these quantities are related to the chemical potentials via [37]

$$\mu^n = \mu_*^n + a_+ n_n + a_- n_p + \Sigma^R \quad (53a)$$

$$\mu^p = \mu_*^p + a_+ n_p + a_- n_n + \Sigma^R \quad (53b)$$

with $a_{\pm} = g_{\omega}^2/m_{\omega}^2 \pm g_{\rho}^2/m_{\rho}^2$. The rearrangement term

$$\begin{aligned} \Sigma^R = & \frac{\partial g_{\omega}}{\partial n_B} \frac{g_{\omega}}{m_{\omega}^2} n_B^2 + \frac{\partial g_{\rho}}{\partial n_B} \frac{g_{\rho}}{m_{\rho}^2} n_I^2 \\ & - \frac{\partial g_{\sigma}}{\partial n_B} \bar{\sigma}(n_p^s + n_n^s) - \frac{\partial g_{\delta}}{\partial n_B} \bar{\delta}(n_p^s - n_n^s). \end{aligned} \quad (54)$$

is present in density-dependent models to ensure thermodynamic consistency. We have used here the definition of the baryon number density $n_B = n_p + n_n$ and have introduced the isospin density $n_I = \sqrt{-n_I^{\mu} n_{I\mu}}$, where $n_I^{\mu} = n_p^{\mu} - n_n^{\mu}$.

The wealth of nuclear data allows to constrain reasonably the parameter values of the interaction between nucleons. The corresponding parameter values of both models can be found in the above references [36, 37] and the resulting nuclear matter properties are listed in Table I. The two models differ only in the isovector channels, thus the properties of symmetric nuclear matter are similar. For the EoS of compact stars, the isospin dependence of the EoS is extremely important since very asymmetric matter close to pure neutron matter is encountered. The two quantities containing information about the isospin dependence of the EoS are the symmetry energy J and its slope L at saturation density. Another interesting quantity in this respect is the EoS of pure neutron matter at low densities, where recent progress in microscopic calculations has allowed to obtain valuable constraints. In [62], a range

$$14.1 \lesssim E/A(n_0) \lesssim 21.0 \text{ MeV} \quad (55)$$

has been derived for the energy per baryon of pure nuclear matter (neutron mass subtracted) from microscopic calculations within chiral nuclear forces. The corresponding value within the two models used here is given in Table I, too.

Saturation properties of symmetric nuclear matter are in reasonable agreement with nuclear data [63, 64]. As can be seen within the DDH δ -model, the symmetry energy and its slope lie at the lower end of reasonable values (cf. [65–67] for a compilation and discussion of constraints obtained from nuclear experiments) and the energy per baryon of pure nuclear matter is probably too low, too. Within DDH the values are much larger, indicating a much stiffer EoS in strongly asymmetric matter. The choice of these two models therefore allows to explore different interactions in the equilibrium configurations presented here.

2. Two-fluid case

In a two-fluid system, no common rest frame for both fluids can be defined and the system's equation of state

becomes a function of the relative speed Δ between both fluids. In non-relativistic models, commonly the Fermi liquid theory is employed to calculate the (Andreev-Bashkin) entrainment matrix, see e.g. [19, 69]. For relativistic two-fluid systems, two different approaches can be found in the literature. On the one hand, Gusakov et al. [31, 70] have used a relativistic generalization of Fermi liquid theory to calculate the entrainment matrix of homogeneous matter containing, in addition to electrons, nucleons or more generally the whole baryon octet. Results from this approach within a density-dependent model can be found in [61]. On the other hand, [1] have presented a formalism to evaluate the master function Λ from the thermodynamic average (at mesoscopic scales) of the energy-momentum tensor and applied it to a simple RMF model containing only isoscalar interactions. The entrainment matrix can then be evaluated from the derivatives, following the definitions in Sec. II B. The same formalism has been applied to a more advanced and more realistic RMF model with isovector interaction by Kheto and Bandyopadhyay [32].

Here, we will follow the strategy of [1] and show that the resulting entrainment matrix is in agreement with that obtained from relativistic Fermi liquid theory in the limit of small relative speed as it should be. Our aim is to calculate the master function Λ which is a scalar quantity, depending on the three scalars, n_n, n_p, Δ^2 . For convenience, we choose the zero-velocity frame of the neutron fluid (see Sec III B) in which the proton fluid acquires a nonzero three-velocity, v^i . Without loss of generality we can choose v^i to be oriented in z -direction in order to simplify the computations, *i.e.* $v^i = (0, 0, v)$.

Following [1], the master function reads as

$$\Lambda = -\langle \tau^{00} \rangle - \langle \tau^{xx} \rangle + \langle \tau^{zz} \rangle, \quad (56)$$

where $\langle \tau^{\mu\nu} \rangle = T^{\mu\nu}$ (15) corresponds to the thermal expectation value of the elements of the energy-momentum tensor. Neglecting gradients of the mesonic mean fields, the microscopic energy-momentum tensor can be written as

$$\tau^{\mu\nu} = \sum_X \frac{1}{2} (\bar{\psi}_X \gamma^{\mu} \partial^{\nu} \psi_X + (\partial^{\mu} \bar{\psi}_X) \gamma^{\nu} \psi_X) + g^{\mu\nu} \mathcal{L}. \quad (57)$$

The particle currents are given by $n_X^{\nu} = n_X u_X^{\nu} = i \langle \bar{\psi}_X \gamma^{\nu} \psi_X \rangle$. Since we have chosen the zero-velocity frame of the neutron fluid, only the proton current has nonzero spatial components with

$$n_p^{\nu} = \frac{n_p}{\sqrt{1-v^2}} (1, 0, 0, v). \quad (58)$$

Due to the nonzero proton velocity, the mean fields of the vector mesons acquire nonzero spatial components, too, following the relations:

$$m_{\omega}^2 \langle \omega^i \rangle = g_{\omega} (n_p^i + n_n^i) = g_{\omega} n_B^i \quad (59a)$$

$$m_{\rho}^2 \langle \rho^i \rangle = g_{\rho} (n_p^i - n_n^i) = g_{\rho} n_I^i, \quad (59b)$$

TABLE I. Nuclear matter properties at saturation density of the two models considered in this study. n_0 thereby denotes the saturation density, B_{sat} the binding energy, K the incompressibility, J the symmetry energy, L the slope of the symmetry energy and $E/A(n_0)$ is the energy per baryon of pure neutron matter with the neutron mass subtracted, see e.g. [68] for a definition of the different quantities. The maximum gravitational masses of neutron stars assuming corotation and β -equilibrium, see Sec. IV, are given, too.

	n_0 [fm ⁻³]	B_{sat} [MeV]	K [MeV]	J [MeV]	L [MeV]	$E/A(n_0)$ [MeV]	M_G^{max} (0 Hz) [M_\odot]	M_G^{max} (716 Hz) [M_\odot]
DDH	0.153	16.3	240	33.4	55	18.4	2.08	2.12
DDHδ	0.153	16.3	240	25.1	44	10.6	2.16	2.21

where $\langle \rho^i \rangle \equiv \langle \rho_3^i \rangle$. For better readability we will suppress the brackets for the mean field expectation values of the meson fields in the following equations. In addition, since we have chosen the fluid velocity in z -direction, only the z -components become nonzero.

Let us now check that indeed the resulting proton and neutron currents have the assumed form, with n_X given by the respective rest frame expressions, $k_{F,X}^3/(3\pi^2)$. The following derivations differ slightly from that exposed in [1, 32]. In [1, 32], in order to account for the moving proton fluid, the Fermi momentum of protons has been shifted by a momentum K , whereas that of the neutrons has been kept the same with the argument that the reference frame is the neutron zero spatial momentum frame. However, following this strategy, the relativistic deformation of the Fermi sphere, which shows up at second order in the velocities, is not taken into account. In our opinion, this is the reason why the final result for the entrainment matrix in [1, 32] does not agree with the Fermi liquid theory result [31]. Therefore, we will use a different method [71], namely we will use the Lorentz transformation properties of the different involved quantities to calculate the master function in the neutron rest frame, but where the proton fluid has nonzero spatial velocity. An advantage of this method is that it allows to calculate the master function to any order in the velocity and that the deformation of the Fermi sphere is automatically included. Note, however, that we do not include any velocity-dependent modification of the superfluid energy gap and that thus our results can be applied only for relative velocities below the superfluid critical velocity, which should be of the order of 10^7 cm.s⁻¹ in neutron stars [72].

Let us start with the zero components, $n_X^0 = i \langle \bar{\psi}_X \gamma^0 \psi_X \rangle$. Due to the nonzero value of the spatial components of the mesonic mean fields, the single particle kinetic energies are modified and become

$$\begin{aligned}
 e_X(k_\nu) &= \sqrt{(k^z - g_\omega \omega^z - g_\rho t_{3X} \rho^z)^2 + (m_X^*)^2} \\
 &\equiv \sqrt{k'_i k'^i + (m_X^*)^2}.
 \end{aligned} \tag{60}$$

For the neutrons, since we are in the zero-velocity frame, a simple shift in the integration variable $k_i \rightarrow k'_i$ shows that $n_n^0 = n_n$ as it should be. For the protons, since the proton fluid has a nonzero velocity, all momenta are

Lorentz boosted, *i.e.*

$$n_p^0 = 2 \int \frac{d^3 \tilde{k}}{(2\pi)^3} f(\tilde{e}_p(\tilde{k}_\nu)), \tag{61}$$

where the quantities in the moving frame have been denoted by a tilde. Using the fact that the distribution function is a scalar with a scalar argument, and that k^α transforms as a vector under Lorentz transformations, we can express the integrand with quantities in the zero-velocity frame of the protons (see e.g. [71])

$$n_p^0 = 2 \int \frac{d^3 k}{(2\pi)^3} J(k, \tilde{k}) \theta(\mu_*^p - e_p(k_\nu)). \tag{62}$$

$J(k, \tilde{k})$ denotes here the Jacobian for the change in integration variable from $d^3 \tilde{k} \rightarrow d^3 k$, which is given by

$$J(k, \tilde{k}) = \frac{1}{\sqrt{1-v^2}} \left(1 + v \frac{\partial e_p(k_\nu)}{\partial k^z} \right). \tag{63}$$

Evaluating the integration leads to the desired result, $n_p^0 = n_p/\sqrt{1-v^2} = n_p u_p^0$.

Similarly, the z -components of the currents can be evaluated, with

$$\begin{aligned}
 n_n^z &= \int d^3 k \theta(\mu_*^n - e_n(k^\nu)) \frac{k^z - g_\omega \omega^z - g_\rho \rho^z}{e_n(k^\nu)} \\
 &= 0 \\
 n_p^z &= \int d^3 k \theta(\mu_*^p - e_p(k^\nu)) J(k, \tilde{k}) \\
 &\quad \times \frac{e_p(k^\nu) v + k^z - g_\omega \omega^z + g_\rho \rho^z}{e_p(k^\nu) + v(k^z - g_\omega \omega^z + g_\rho \rho^z)} \\
 &= n_p \frac{v}{\sqrt{1-v^2}}.
 \end{aligned} \tag{64}$$

This is indeed the expected result (58).

Let us now turn to the evaluation of the master function. After some algebraic manipulations and using the equation of motion for the fermion fields, the baryonic

contribution to the master function reads as

$$\begin{aligned} \mathcal{E}_B &= 6 \int \frac{d^3k}{(2\pi)^3} \theta(\mu_*^n - e_n(k^\nu)) \frac{(k^x)^2 + (m_n^*)^2/3}{e_n(k^\nu)} \\ &+ 6 \int \frac{d^3k}{(2\pi)^3} \theta(\mu_*^p - e_p(k^\nu)) J(k, \tilde{k}) \\ &\quad \times \frac{(k^x)^2 + (m_p^*)^2/3}{\frac{1}{\sqrt{1-v^2}}(e_p(k^\nu) + v(k^z - g_\omega \omega^z + g_\rho \rho^z))} \\ &+ \frac{1}{2} m_\sigma^2 \bar{\sigma}^2 + \frac{1}{2} m_\delta^2 \bar{\delta}^2 - \frac{1}{2} m_\omega^2 \omega_\mu \omega^\mu - \frac{1}{2} m_\rho^2 \rho_\mu \rho^\mu. \end{aligned} \quad (66)$$

Using the same technique as before, we finally obtain

$$\begin{aligned} \mathcal{E}_B &= \epsilon_n(n_n) + \epsilon_p(n_p) \\ &+ \frac{1}{2} m_\sigma^2 \bar{\sigma}^2 + \frac{1}{2} m_\delta^2 \bar{\delta}^2 - \frac{1}{2} m_\omega^2 \omega_\mu \omega^\mu - \frac{1}{2} m_\rho^2 \rho_\mu \rho^\mu, \end{aligned} \quad (67)$$

where $\epsilon_X(n_X)$ has the form of the energy density of a free Fermi gas, here computed for the Dirac effective mass of protons and neutrons, respectively,

$$\begin{aligned} \epsilon_X(n_X) &= \frac{1}{8\pi^2} \left(k_{F,X} \mu_*^X \left((m_X^*)^2 + 2k_{F,X}^2 \right) \right. \\ &\quad \left. - (m_X^*)^4 \ln \left[\frac{k_{F,X} + \mu_*^X}{m_X^*} \right] \right). \end{aligned} \quad (68)$$

The quantities $k_{F,X}$ are the Fermi momenta in the respective rest frames, related to the scalar densities n_X as $k_{F,X} = (3\pi^2 n_X)^{1/3}$, see (49). Electrons can be added trivially at this point. They are considered as a non-interacting Fermi gas, coupled to the baryons only via global charge neutrality condition ($n_e = n_p$) such that finally

$$\mathcal{E} = \mathcal{E}_B + \epsilon_e(n_p), \quad (69)$$

with $k_{F,e} = k_{F,p}$, $m_e^* = m_e$ and $\mu^e = \sqrt{m_e^2 + k_{F,e}^2}$.

The entrainment matrix is now readily evaluated from the derivatives of \mathcal{E} . To that end, let us first observe that

$$\begin{aligned} m_\omega^2 \omega_\alpha \omega^\alpha &= \frac{g_\omega^2}{m_\omega^2} n_B^\alpha n_{B\alpha} \\ &= -\frac{g_\omega^2}{m_\omega^2} (n_n^2 + n_p^2 + 2n_n n_p \Gamma_\Delta) = -\frac{g_\omega^2}{m_\omega^2} n_B^2, \end{aligned} \quad (70)$$

$$\begin{aligned} m_\rho^2 \rho_\alpha \rho^\alpha &= \frac{g_\rho^2}{m_\rho^2} n_I^\alpha n_{I\alpha} \\ &= -\frac{g_\rho^2}{m_\rho^2} (n_n^2 + n_p^2 - 2n_n n_p \Gamma_\Delta) = -\frac{g_\rho^2}{m_\rho^2} n_I^2. \end{aligned} \quad (71)$$

Secondly, the derivatives of \mathcal{E} with respect to the scalar meson fields, σ and δ , are vanishing by construction; they only contribute to the Dirac effective masses (51).

As mentioned earlier, within the density-dependent models, the coupling constants depend on the baryon number density n_B and upon deriving the entrainment matrix we have to take this dependence into account, see

the definition of the rearrangement term, Eq. (54). For the derivatives of the master function we obtain

$$\mu^n = \frac{\partial \mathcal{E}}{\partial n_n} = \mu_*^n + n_n a_+ + n_p a_- \Gamma_\Delta + \Sigma^R \frac{\partial n_B}{\partial n_n} \quad (72a)$$

$$\begin{aligned} \mu^p &= \frac{\partial \mathcal{E}}{\partial n_p} = \mu_*^p + n_p a_+ + n_n a_- \Gamma_\Delta + \Sigma^R \frac{\partial n_B}{\partial n_p} \\ &\quad + \mu^e \end{aligned} \quad (72b)$$

$$\alpha = \frac{\partial \mathcal{E}}{\partial \Delta^2} = \frac{1}{2} n_n n_p a_- \Gamma_\Delta^3 + \Sigma^R \frac{\partial n_B}{\partial \Delta^2}, \quad (72c)$$

In the two-fluid case, $n_B = n_B(n_n, n_p, \Delta^2)$ and for its derivatives the following relations hold

$$\frac{\partial n_B}{\partial n_n} = \frac{1}{n_B} (n_n + n_p \Gamma_\Delta) \quad (73a)$$

$$\frac{\partial n_B}{\partial n_p} = \frac{1}{n_B} (n_p + n_n \Gamma_\Delta) \quad (73b)$$

$$\frac{\partial n_B}{\partial \Delta^2} = \frac{1}{2 n_B} n_n n_p \Gamma_\Delta^3. \quad (73c)$$

Using Eqs. (13) and (14) we finally arrive at the following expressions for the entrainment matrix

$$\mathcal{K}^{nn} = \frac{\mu_*^n}{n_n} + a_+ + \frac{\Sigma^R}{n_B} \quad (74a)$$

$$\mathcal{K}^{pp} = \frac{\mu_*^p}{n_p} + a_+ + \frac{\Sigma^R}{n_B} + \frac{\mu^e}{n_p} \quad (74b)$$

$$\mathcal{K}^{np} = a_- + \frac{\Sigma^R}{n_B}. \quad (74c)$$

Different remarks are in order here. First, as can easily be seen, in the limit of small relative speed, the entrainment matrix elements are in agreement with the expressions in [61] derived from Fermi liquid theory to first order in the velocities⁵. Second, Eqs. (72a)-(72b) reduce to the chemical potentials in the single fluid case, see Eqs. (53a)-(53b), in the limit of vanishing relative speed between both fluids. Finally, the condition on the entrainment matrix element cited by [31], Eq. (8), expressed here as $u_X^\alpha p_\alpha^X = -\mu^X$ is fulfilled (for any Δ^2), in contrast to the results in [1, 32].

In the numerical implementation, we use the EoS in a tabulated form, see appendix B for more details.

B. Entrainment effects

Entrainment effects are depicted by the scalar α (18) which vanishes in the limit where there is no entrainment. As we do not take the presence of the crust into account in our model, entrainment is assumed to be only due to

⁵ The elements of the matrix M in [61] correspond to the \mathcal{K}^{ab} multiplied by the density of the second index, $M_{ab} = \mathcal{K}^{ab} n_b$ (no summation over repeated index).

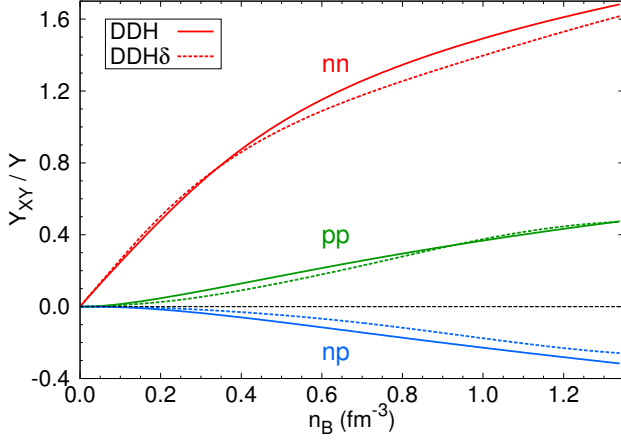


FIG. 1. Entrainment coefficients Y_{XY} as functions of total baryon density n_B . Solid (dashed) lines refer to DDH(δ) EoS. Following the prescription given by Gusakov *et al.* [31], these coefficients are normalized to the constant $Y = 3n_0/\mu^n(3n_0)$, where $n_0 = 0.16 \text{ fm}^{-3}$ stands for the saturation density. For DDH(δ), $Y = 2.55 \times 10^{41} \text{ erg}^{-1} \cdot \text{cm}^{-3}$ ($Y = 2.47 \times 10^{41} \text{ erg}^{-1} \cdot \text{cm}^{-3}$).

the strong interactions between nucleons. Two different approaches are commonly followed in the literature to quantify entrainment within the EoS: either by means of the entrainment matrix coefficients [31] or by introducing dynamical effective masses [69].

The elements of the entrainment matrix, \mathcal{K}^{XY} , and of its inverse, \mathcal{Y}_{XY} , are functions of three quantities, e.g. n_n, n_p and Δ^2 . In order to compare entrainment effects within different EoSs, it is therefore convenient to study the limiting case of corotation (*i.e.* $\Delta^2 = 0$) with β -equilibrium (see Sec. II C). We therefore introduce the entrainment coefficients [31]

$$Y_{XY} \equiv \mathcal{Y}_{XY}|_{\Delta^2=0, \mu^n=\mu^p}, \quad (75)$$

which depend on a single parameter, e.g. the total baryon density $n_B = n_n + n_p$. These coefficients are plotted as functions of n_B in Fig. 1, for both EoSs.

In order to study the importance of entrainment effects, we can also introduce dynamical effective masses. The idea is to describe the dynamics of each species as if it was alone. Interactions with the other fluid are included through the effective mass \tilde{m}_X defined as

$$p_X^i = \tilde{m}_X u_X^i, \quad (76)$$

where p_X^i and u_X^i stand for the spatial parts of the conjugate momentum and the 4-velocity of fluid X , respectively. Such a definition is formulated in the rest-frame of the background, *i.e.* the second fluid Y .

As already noticed by Prix *et al.* [52], it is not possible to define the rest frame for fluid Y in a unique way. In the *zero-velocity* frame of the fluid Y , where $u_Y^i = (0, 0, 0)$, Eq. (7) becomes

$$p_X^i = \mathcal{K}^{XX} n_X u_X^i, \quad (77)$$

such that, using (13), we obtain

$$\tilde{m}_X = \mathcal{K}^{XX} n_X = \mu^X (1 - \varepsilon_X), \quad (78)$$

where we have introduced the quantity

$$\varepsilon_X = \frac{2\alpha}{n_X \mu^X \Gamma_\Delta^2}. \quad (79)$$

Assuming again corotation⁶ and β -equilibrium, the following effective mass can be introduced [52, 69]

$$m_X^0 \equiv \mathcal{K}^{XX}|_{\Delta^2=0, \mu^n=\mu^p} n_X = \mu^X (1 - \varepsilon_X^0), \quad (80)$$

where $\varepsilon_X^0 = \varepsilon_X|_{\Delta^2=0, \mu^n=\mu^p}$. In the *zero-momentum* frame of the fluid Y , where $p_Y^i = (0, 0, 0)$, Eq. (7) leads to

$$p_X^i = \frac{n_X}{\mathcal{Y}_{XX}} u_X^i, \quad (81)$$

from which, we obtain

$$\tilde{m}_X = \frac{n_X}{\mathcal{Y}_{XX}} = \mu^X \left(1 - \varepsilon_X \frac{1 - \varepsilon_Y \Delta^2}{1 - \varepsilon_Y} \right). \quad (82)$$

This leads us to introduce another effective mass for fluid X [52, 69]

$$m_X^\# \equiv \frac{n_X}{Y_{XX}} = \mu^X (1 - \varepsilon_X^\#), \quad (83)$$

where

$$\varepsilon_X^\# = \frac{\varepsilon_X^0}{1 - \varepsilon_Y^0}. \quad (84)$$

The quantities m_n^0 and $m_n^\#$ introduced so far are linked to the quantities ε_{mom} and ε_{vel} studied by [1] through

$$m_n^0 = \varepsilon_{\text{vel}} m_n \quad \text{and} \quad m_n^\# = \frac{1}{\varepsilon_{\text{mom}}} m_n. \quad (85)$$

The entrainment parameters ε_X^0 are shown in Fig. 2 - left, for the two different EoSs, as functions of the total baryon density. We do not show the dynamical masses since they contain not only entrainment effects, but also (special) relativistic corrections. In fact, for vanishing entrainment, *i.e.* $\alpha = 0$, the effective masses (80) and (83) reduce to the chemical potentials (since all forms of energy contribute to the mass), not the bare masses. The parameters ε_X are, on the contrary, a good measure of the importance of entrainment effects.

⁶ In the corotating limit, one should notice that $u_Y^i = u_X^i = 0$, so that it is not possible to define an effective mass from (76). Strictly speaking, the quantity m_X^0 has no real physical meaning but is convenient to compare different EoSs. Note that, the relative speed in neutron stars being very small, $\tilde{m}_X \simeq m_X^0$. Similar remarks apply to $m_X^\#$.

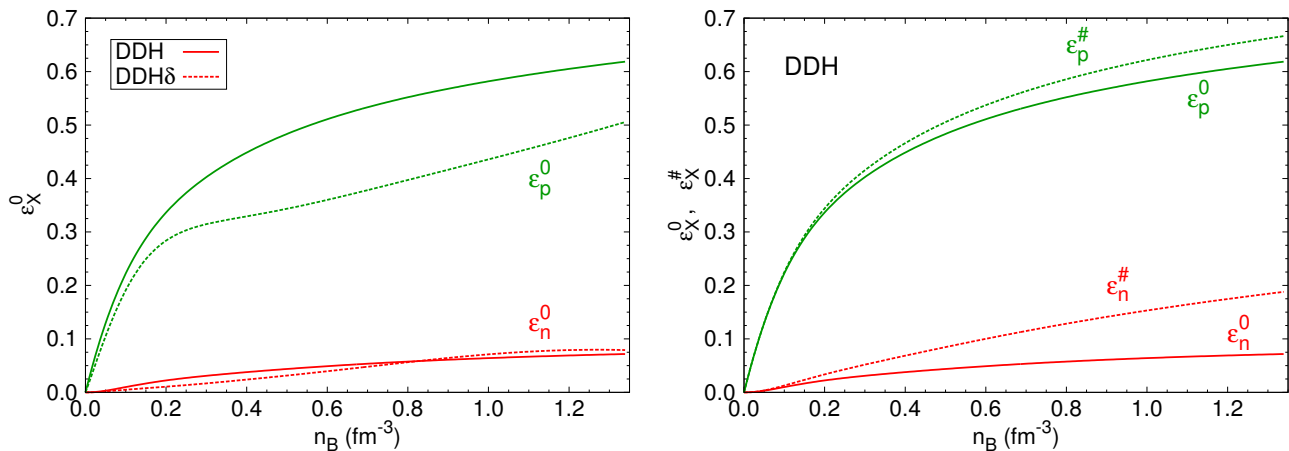


FIG. 2. **Left:** Influence of the interaction on the entrainment parameters ε_X^0 . Solid (resp. dashed) lines refer to DDH(δ) EoS. For better clarity, only quantities defined in the zero-velocity frames are plotted. **Right:** Comparison between entrainment parameters defined in the zero-velocity frames (ε_X^0 , solid lines) and in the zero-momentum frames ($\varepsilon_X^{\#}$, dashed lines), for the DDH EoS.

As can be seen in Fig. 2, entrainment effects become more and more important as the baryon density increases, where the interaction between particles gets stronger. Entrainment effects are quite important on the proton fluid beyond saturation density, whereas the neutron fluid is much less affected. This is simply a consequence of the relative proportion of the two fluids, $\varepsilon_n = \frac{n_p}{n_n} \varepsilon_p$, when β -equilibrium is enforced. Note that we checked that the stability conditions derived by [69], *i.e.*

$$0 \leq \varepsilon_n^0 < x_p \quad \text{and} \quad 0 \leq \varepsilon_p^0 < 1 - x_p, \quad (86)$$

where $x_p = n_p/n_B$, are verified. Results in the zero-momentum frame are very similar (see Fig. 2 - right), except at very high densities. The neutron fluid, anyway, is much less affected by entrainment and both parameters remain small with neutron effective masses close to μ^n . Comparing both EoSs, the general behavior is very similar. The discrepancy on the proton entrainment within the two EoSs, that is visible at high n_B , is due to the very different proton ratios (at β -equilibrium) predicted by these EoSs at a given n_B , as a consequence of the different values of symmetry energies and slopes at saturation density (see Table I). As the neutrons are much more numerous, the influence of the different proton ratios on the neutron entrainment is smaller.

IV. EQUILIBRIUM CONFIGURATIONS

We now use the model described in the previous sections to get some realistic equilibrium configurations describing superfluid neutron stars. Some general results were already discussed in Prix *et al.* [34]. Here, we mainly focus on the consequences of taking realistic EoSs into account.

For the different configurations studied in this Section, the virial identity violations [73, 74], which are useful checks of the accuracy of numerical solutions of Einstein equations, are of the order of $\sim 10^{-8} - 10^{-5}$ depending on the mass of the neutron star, the rotation rates and the choice of the grid used to describe the star. This means that the numerical errors in our models should be below this value and gives us confidence in the accuracy of our results.

A. Density profiles

Assuming corotation and β -equilibrium, the external fluid appears to be always the proton fluid, because $m_p \lesssim m_n$. A more realistic model would consider the presence of an elastic crust below the surface of the star. For the DDH δ EoS, the maximum mass predicted is 2.16 M_\odot in the static case and increases up to 2.21 M_\odot for 716 Hz, the highest rotation frequency observed today [35]. The maximum masses obtained with the DDH EoS are a bit smaller: 2.08 M_\odot for static configurations and 2.12 M_\odot at 716 Hz. These values are consistent with the accurate measurements of 2 M_\odot neutron stars in binary pulsars [75, 76]. We refrain from giving radius values here, since our model does not contain any elastic crust, inducing an error of the order 500 m in the radius determination.

Keeping β -equilibrium at the center of the star, and allowing for a relative lag of up to $(\Omega_n - \Omega_p)/\Omega_p \sim 1.4 \times 10^{-3}$, the relative increase of the maximum mass is $\sim 6 \times 10^{-5}$. Such a lag is well beyond the maximum lag expected in neutron stars from the glitch amplitude (see footnote in Sec. II C). We thus conclude that the maximum mass is very precisely determined in the corotation approximation.

Assuming again corotation and β -equilibrium, we plot

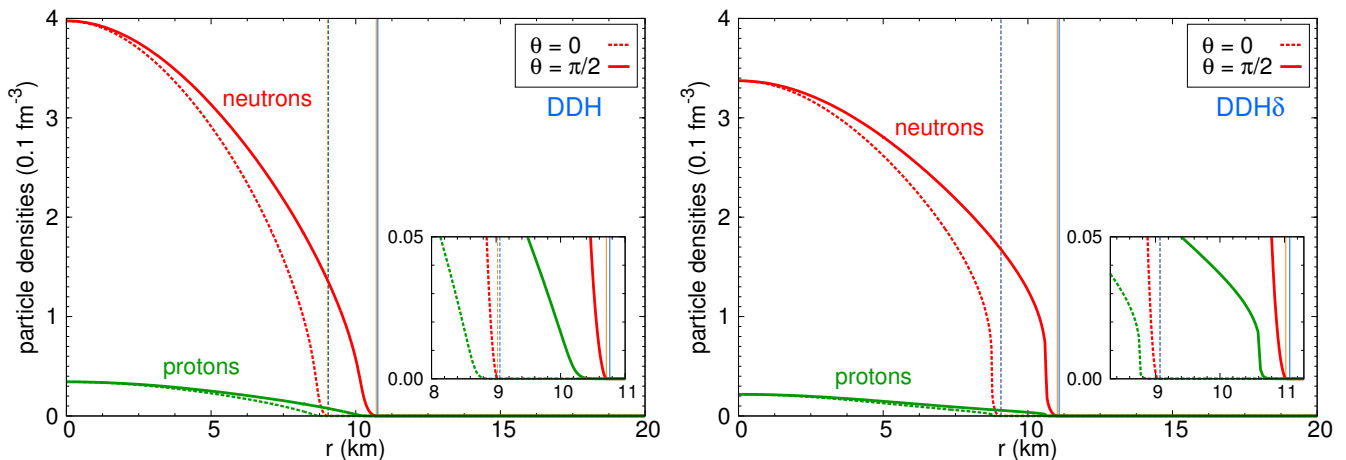


FIG. 3. Density profiles n_n and n_p plotted with respect to the radial coordinate r for a star with $M_G = 1.4 M_\odot$ spinning at $\Omega_n/2\pi = \Omega_p/2\pi = 716$ Hz, obtained with DDH and DDH δ EoSs. Neutron (protons) particle density n_n (n_p) is plotted in red (green). Dashed and solid lines refer to profiles obtained in the polar and equatorial planes. Blue and orange vertical lines represent the coordinate of vanishing density of protons and neutrons. Some zooms of the area surrounding the surfaces are also presented.

the density profiles obtained from the two EoSs as functions of the radial coordinate r in Fig. 3 for a star whose gravitational mass is $1.4 M_\odot$, with a rotation rate $\Omega_n/2\pi = \Omega_p/2\pi = 716$ Hz. Profiles in the equatorial (polar) planes are shown in solid (dashed) lines. It can be nicely seen in the zoom (right panel) that the proton fluid is the external fluid. As expected, protons are much less abundant than neutrons. At the center of the star ($r = 0$), the proton ratio is $x_p = n_p/n_B \simeq 0.08$ for the DDH EoS, whereas $x_p(r = 0) \simeq 0.06$ for the DDH δ EoS. Using the DDH EoS, the central baryon density is equal to $n_B(r = 0) \simeq 0.44 \text{ fm}^{-3}$, which is close to three times the saturation density. With the DDH δ EoS, it is smaller, $n_B(r = 0) \simeq 0.36 \text{ fm}^{-3}$. The difference comes from the fact that for β -equilibrated matter at a given n_B relevant for neutron stars, as can be inferred from symmetry energy and slope the pressure is systematically higher in DDH δ than in DDH. Therefore, for the same gravitational mass of the star, n_B is lower. Here we do not study the influence of a difference in rotation rates between both fluids because from the astrophysical side it is expected to be so small that the results would be very similar to those presented in Fig. 3 and, on the other hand, many results concerning models with arbitrarily different rotation rates were presented in Prix *et al.* [34].

B. Angular momenta

We give here some results on the angular momenta, as well as for moments of inertia defined in Sec. IID. The moments of inertia I , I_n and I_p are plotted as functions of the angular velocity of the star in Fig. 4, assuming $\Omega_n = \Omega_p$. Here is considered a sequence with constant

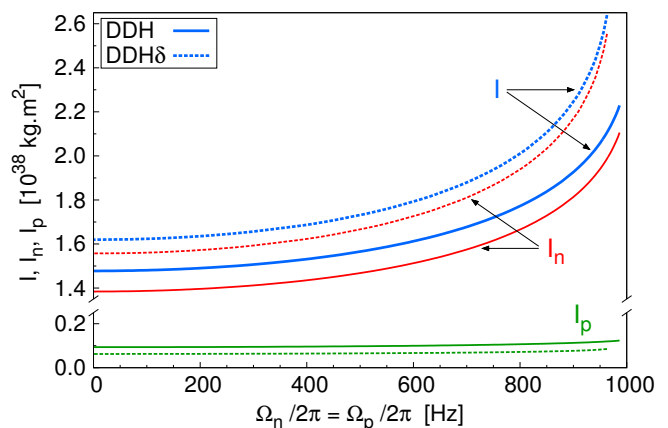


FIG. 4. Moments of inertia plotted with respect to the angular velocity of the pulsar, taking both angular velocities to be equal and assuming β -equilibrium, for a (same) fixed total baryon mass $M^B = 1.542 M_\odot$ corresponding to $M_G \simeq 1.4 M_\odot$. Results from the DDH (DDH δ) EoS are represented with solid (dashed) lines. Total quantities are shown in blue whereas neutron (proton) ones are plotted in red (green).

total baryon mass, corresponding to neutron stars whose gravitational masses are around $1.4 M_\odot$. At low angular velocities, the moments of inertia are nearly constant, such that the angular momenta depend linearly on Ω_X . Approaching Keplerian velocity, this is no longer the case and momenta of inertia and angular momenta are steeply increasing. As expected, the total angular momentum of the star is dominated by the neutron angular momentum.

Note that in the present two-fluid case the angular momentum of a fluid can be nonzero even if its angular velocity vanishes. Two different effects can be identified at

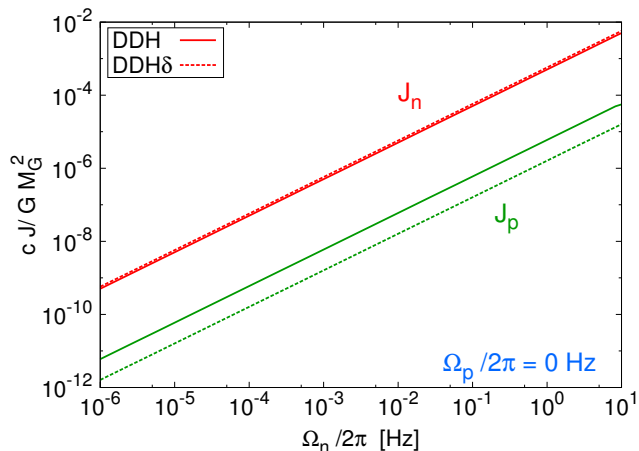


FIG. 5. Neutron and proton angular momenta as functions of the neutron angular velocity Ω_n , assuming the proton fluid to be at rest with respect to a static observer at spatial infinity ($\Omega_p/2\pi = 0$ Hz). Results from the DDH (DDH δ) EoS are shown with solid (dashed) lines. Quantities are plotted for a fixed total baryon mass (equal for the two EoSs), assuming β -equilibrium at the center.

the origin of this phenomenon. The first one is the general relativistic frame-dragging effect, which can be seen through the presence of the metric term ω in the definition of the physical velocities (cf. Eq. (23)). Although $\Omega_p = 0$, the rotation of the neutron fluid ($\Omega_n \neq 0$) thus leads to $U_p < 0$ and to a non-vanishing proton angular momentum (see (38) and (39)). The second contribution refers to the dependence of the proton angular momentum on the physical velocity of the neutron fluid as a consequence of entrainment (see e.g. (A1)), which is clearly visible on Eq. (A8) in the Newtonian limit. To illustrate this phenomenon, in Fig. 5 two sequences of stars (corresponding to the two EoSs) are plotted as a function of Ω_n , assuming $\Omega_p = 0$ Hz, for a fixed baryon mass. Although the proton angular velocity vanishes, its angular momentum is nonzero, rising roughly linearly with Ω_n . Entrainment gives thereby the dominant contribution, since J_p is positive, but the frame-dragging effect (which acts on the proton angular momentum in an opposite way to entrainment) contributes almost as much as entrainment.

V. CONCLUSION

Both microscopic calculations and observations give strong indications that the interior of neutrons stars contains superfluid matter. Superfluidity is thus an important ingredient that needs to be taken into account in order to build realistic models for neutron stars, which could be very useful for the study of oscillations, glitches and cooling phenomena.

As a first step towards this objective, we have extended the numerical model of stationary rotating su-

perfluid neutron stars proposed by Prix *et al.* [34] to the use of realistic EoS. These models consider the neutron star to be composed of two fluids, neutrons and charged particles (protons and electrons), which are free to rotate uniformly around a common axis with different angular velocities. Obviously, these models can be applied for any rotation frequency and go therefore beyond the slow rotation approximation models of Refs. [29, 30, 33]. To reach high numerical accuracy, tabulated two-fluid EoSs were interpolated with a high-order thermodynamically consistent scheme, that we tested on analytic EoSs. An overall precision of 10^{-7} - 10^{-8} , measured via violations of the virial theorem, could be reached. This is of the same order as typical one-fluid models employing realistic EoS. These are first numerical model of rapidly rotating neutron stars in full general relativity and with realistic EoSs.

For these numerical models we need the EoS depending on the two densities and the relative velocity, i.e. $\mathcal{E}(n_n, n_p, \Delta^2)$. To this end, following the spirit of Comer and Joynt [1], we have presented a formalism to calculate the EoS at an arbitrary value of Δ^2 . Entrainment parameters have been derived from this EoS. We have shown that in the limit of small Δ^2 our entrainment parameters are in agreement with those derived from Fermi liquid theory to lowest order in the relative velocities. This means that the large numerical differences between the entrainment parameters calculated on the one hand in Refs. [1, 32, 33] from the EoS and on the other hand in Refs. [31, 70] from Fermi liquid theory simply stem from the fact that the relativistic deformation of the Fermi spheres has not been taken into account in the calculations of Refs. [1, 32, 33]. We have applied our new formalism to two density-dependent RMF parametrizations, DDH and DDH δ , being consistent with standard nuclear matter and neutron star properties. The entrainment parameters are qualitatively very similar in both models. If β -equilibrium is imposed, entrainment has a stronger effect on the proton fluid due to the low proton fraction. Quantitatively, the difference between both models is non-negligible only for the proton fluid, the higher proton fraction in DDH leading to more pronounced entrainment effects than in DDH δ .

As a first application, we have computed several relativistic equilibrium configurations. As expected, maximum masses are only marginally influenced by entrainment and a small lag in rotation frequencies of the two fluids. We did not discuss radii since our models do not contain any crust, and the extracted radii would thus not be reliable. Entrainment is more important for the determination of angular momenta and moment of inertia. In particular, the angular momentum of one fluid can be nonzero even if its angular velocity is vanishing. The entrainment induces thereby an opposite effect to relativistic frame dragging. We have shown that with our EoS, entrainment is slightly more important than frame-dragging, leading to a positive angular momentum for the non-rotating fluid.

In this paper, we mainly focused on the properties of neutron stars cores assuming homogeneous matter. As already mentioned before, entrainment effects are expected to be much stronger in the solid crust due to Bragg scattering of dripped neutrons off nuclear clusters [20, 21]. An interesting extension of this work would thus be to include the presence of a solid crust. We also plan to use the models discussed here for the study of quasi-stationary evolution of neutron stars, as could be found during glitches.

ACKNOWLEDGMENTS

We would like to thank Nicolas Chamel for instructive discussions and Elena Kantor for useful comments. This work has been partially funded by the SN2NS project ANR-10-BLAN-0503, the ‘‘Gravitation et physique fondamentale’’ action of the Observatoire de Paris, and the COST action MP1304 ‘‘NewComsptar’’.

Appendix A: Newtonian limit of the angular momenta

Here, we study the Newtonian limit of Eqs. (38) and (39). To do so, we rewrite the two angular momentum densities as

$$\begin{cases} j_\varphi^n = \left[n_n \Gamma_n^2 \mu^n U_n + 2\alpha \frac{\Gamma_n^2}{\Gamma_\Delta^2} \left(\frac{\Gamma_p}{\Gamma_\Delta \Gamma_n} U_p - U_n \right) \right] Br \sin \theta, \\ j_\varphi^p = \left[n_p \Gamma_p^2 \mu^p U_p + 2\alpha \frac{\Gamma_p^2}{\Gamma_\Delta^2} \left(\frac{\Gamma_n}{\Gamma_\Delta \Gamma_p} U_n - U_p \right) \right] Br \sin \theta. \end{cases} \quad (\text{A1})$$

In the Newtonian limit, the different quantities appearing in Eq. (A1) simplify as $\Gamma_n \simeq \Gamma_p \simeq \Gamma_\Delta \simeq 1$, $\mu^n \simeq m_n$ and $\mu^p \simeq m_p$. Thus, Eq. (A1) becomes

$$\begin{cases} j_\varphi^n = [n_n m_n U_n + 2\alpha (U_p - U_n)] r \sin \theta, \\ j_\varphi^p = [n_p m_p U_p + 2\alpha (U_n - U_p)] r \sin \theta, \end{cases} \quad (\text{A2})$$

where the physical velocities verify

$$U_n \simeq \Omega_n r \sin \theta \quad \text{and} \quad U_p \simeq \Omega_p r \sin \theta. \quad (\text{A3})$$

Considering that $A \rightarrow 1$ and $B \rightarrow 1$, the element volume $d^3\Sigma$ tends towards $d^3\Sigma_f = r^2 \sin \theta dr d\theta d\varphi$, which is the element volume of the flat spacetime. Replacing Eq. (A2) in Eq. (39), the non relativistic limit of the angular momentum of the two fluids reads as

$$\begin{cases} J_n = \int_{\Sigma_t} n_n m_n (\Omega_n + \varepsilon_n (\Omega_p - \Omega_n)) r^2 \sin^2 \theta d^3\Sigma_f, \\ J_p = \int_{\Sigma_t} n_p m_p (\Omega_p + \varepsilon_p (\Omega_n - \Omega_p)) r^2 \sin^2 \theta d^3\Sigma_f, \end{cases} \quad (\text{A4})$$

where the entrainment parameters ε_n and ε_p are defined as

$$\varepsilon_n n_n m_n = 2\alpha = \varepsilon_p n_p m_p, \quad (\text{A5})$$

see Eq. (79). Assuming the two angular velocities to be uniform and introducing the moment of inertia of fluid X

$$I_X = \int_{\Sigma_t} n_X m_X r^2 \sin^2 \theta d^3\Sigma_f, \quad (\text{A6})$$

and its corresponding mean coupling term

$$\tilde{\varepsilon}_X = \frac{\int_{\Sigma_t} \varepsilon_X n_X m_X r^2 \sin^2 \theta d^3\Sigma_f}{\int_{\Sigma_t} n_X m_X r^2 \sin^2 \theta d^3\Sigma_f}, \quad (\text{A7})$$

the two Newtonian angular momenta read as

$$\begin{cases} J_n = I_n \Omega_n + I_n \tilde{\varepsilon}_n (\Omega_p - \Omega_n), \\ J_p = I_p \Omega_p + I_p \tilde{\varepsilon}_p (\Omega_n - \Omega_p), \end{cases} \quad (\text{A8})$$

in agreement with the results by Sidery *et al.* [54].

Appendix B: Numerical implementation of the tabulated EoS

Considering a tabulated EoS leads to two additional kinds of numerical errors, linked to the accuracy with which the table is computed and the precision of the interpolation scheme.

For each iteration step in the numerical procedure, the matter sources involved in the Einstein equations are computed from the values of H^n , H^p and Δ^2 at every grid points (see [34]). We then use the EoS in the form of the pressure $\Psi(\mu^n, \mu^p, \Delta^2)$ (cf. Eq. (16)), instead of the energy density \mathcal{E} . For each EoS, we build a table using a grid made of parallelepipeds in the relative speed Δ^2 and the chemical potentials μ^n and μ^p (see Fig. 6), which contains, for a given value of this triplet, the set of variables required to the interpolation. As the different thermodynamic quantities can be expressed as functions of the interpolated values of Ψ , n_n , n_p and α (cf. Eqs. (13) and (14)), we need a scheme able to interpolate with high precision a function and its first derivatives (cf. Eqs. (17) and (18)).

To do so, we use the thermodynamically consistent interpolation based on Hermit polynomials presented by [77]. Unfortunately, one can not directly employ this high-order method on the triplet (μ^n, μ^p, Δ^2) , because it would require the presence of 3-order derivatives in the table, which are extremely difficult to compute with sufficient precision. Instead, the 3D interpolation scheme we implemented is the following (see Fig.6):

1. One starts by locating in the table the triplet (Δ^2, μ^n, μ^p) in which the interpolation is required,
2. On the two planes with constant Δ^2 surrounding this point, we carry out a 2D thermodynamically consistent interpolation in the chemical potentials on Ψ (which also gives the values of n_n and n_p) and on α ,

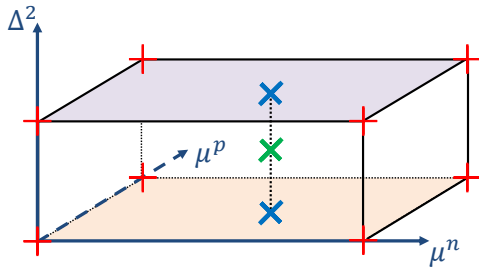


FIG. 6. 3D interpolation scheme on a parallelepipedic grid (red crosses), in a point corresponding to a given value of (Δ^2, μ^n, μ^p) (green cross). On each plan where Δ^2 is constant, quantities are interpolated with a 2D thermodynamically consistent method on the chemical potentials (blue crosses). From these two values, a linear interpolation is used in Δ^2 , in order to obtain the values of the quantities needed at the interesting point.

3. We use a linear interpolation in the Δ^2 dimension on Ψ , n_n , n_p and α .

To use the 2D interpolation method in 2., it is nec-

essary to provide some values of the function, its two derivatives and the cross-derivative in the table. In the case of α , this cross-derivative would be a third-order derivative in Ψ , that can not be provided with a good precision. Thus, for simplicity, we employ the same interpolation scheme for Ψ and α , without considering the cross-derivative in the second case. The precision on the global interpolation scheme remains sufficiently good. Note that we simply used a linear interpolation in the relative speed because the data provided in the table are computed with a first-order method. No derivatives with respect to Δ^2 are thus required in the table.

We studied the consistency of this interpolation scheme by comparing the results given by the code using directly an analytic EoS, as was studied in [34], and by the same code interpolating a table based on the same EoS (computed with machine-precision). The relative difference in the numerical results obtained within these two methods were found to be very small.

A part of the DDH δ table, corresponding to the $\Delta^2 = 0$ plane, is shown in Fig. 7. The different areas in which protons and/or neutrons are present are displayed. As can be seen in Fig. 7, neutrons (and protons) can appear in the system for values of the chemical potential below the corresponding rest mass, as a consequence of the strong interactions between nucleons (see Sec. III).

-
- [1] G. L. Comer and R. Joynt, *Physical Review D* **68**, 023002 (2003).
- [2] P. Haensel, A. Y. Potekhin, and D. G. Yakovlev, *Neutron stars 1: Equation of state and structure*, Vol. 326 (Springer Science & Business Media, 2007).
- [3] A. B. Migdal, *Nuclear Physics* **13**, 655 (1959).
- [4] D. J. Dean and M. Hjorth-Jensen, *Reviews of Modern Physics* **75**, 607 (2003).
- [5] O. Y. Gnedin, D. G. Yakovlev, and A. Y. Potekhin, *Monthly Notices of the Royal Astronomical Society* **324**, 725 (2001).
- [6] P. W. Anderson and N. Itoh, *Nature* **256**, 25 (1975).
- [7] M. A. Alpar, D. Pines, P. W. Anderson, and J. Shaham, *The Astrophysical Journal* **276**, 325 (1984).
- [8] B. Haskell, P. M. Pizzochero, and T. Sidery, *Monthly Notices of the Royal Astronomical Society* **420**, 658 (2012).
- [9] T. Wong, D. C. Backer, and A. G. Lyne, *The Astrophysical Journal* **548**, 447 (2001).
- [10] C. M. Espinoza, A. G. Lyne, B. W. Stappers, and M. Kramer, *Monthly Notices of the Royal Astronomical Society* **414**, 1679 (2011).
- [11] B. Haskell and A. Melatos, *International Journal of Modern Physics D* **24** (2015).
- [12] C. O. Heinke and W. C. G. Ho, *The Astrophysical Journal Letters* **719**, L167 (2010).
- [13] P. S. Shternin, D. G. Yakovlev, C. O. Heinke, W. C. G. Ho, and D. J. Patnaude, *Monthly Notices of the Royal Astronomical Society: Letters* **412**, L108 (2011).
- [14] D. Page, M. Prakash, J. M. Lattimer, and A. W. Steiner, *Physical Review Letters* **106**, 081101 (2011).
- [15] T. E. Strohmayer and A. L. Watts, *The Astrophysical Journal* **653**, 593 (2006).
- [16] M. Gabler, P. Cerdá-Durán, N. Stergioulas, J. A. Font, and E. Müller, *Physical review letters* **111**, 211102 (2013).
- [17] G. Baym, C. Pethick, and D. Pines, *Nature* **224**, 673 (1969).
- [18] M. A. Alpar, S. A. Langer, and J. A. Sauls, *The Astrophysical Journal* **282**, 533 (1984).
- [19] N. Chamel, *Monthly Notices of the Royal Astronomical Society* **388**, 737 (2008).
- [20] N. Chamel, *Nuclear Physics A* **747**, 109 (2005).
- [21] N. Chamel, *Physical Review C* **85**, 035801 (2012).
- [22] N. Andersson, G. L. Comer, and D. Langlois, *Physical Review D* **66**, 104002 (2002).
- [23] B. Haskell, N. Andersson, and A. Passamonti, *Monthly Notices of the Royal Astronomical Society* **397**, 1464 (2009).
- [24] N. Andersson, K. Glampedakis, W. C. G. Ho, and C. M. Espinoza, *Physical review letters* **109**, 241103 (2012).
- [25] N. Chamel, *Physical review letters* **110**, 011101 (2013).
- [26] B. Carter, *Lecture Notes in Mathematics*, Berlin Springer Verlag **1385**, 1 (1989).
- [27] B. Carter and D. Langlois, *Nuclear Physics B* **531**, 478 (1998).
- [28] D. Langlois, D. M. Sedrakian, and B. Carter, *Monthly Notices of the Royal Astronomical Society* **297**, 1189 (1998).
- [29] N. Andersson and G. L. Comer, *Classical and Quantum Gravity* **18**, 969 (2001).
- [30] G. L. Comer, *Physical Review D* **69**, 123009 (2004).
- [31] M. E. Gusakov, E. M. Kantor, and P. Haensel, *Physical*

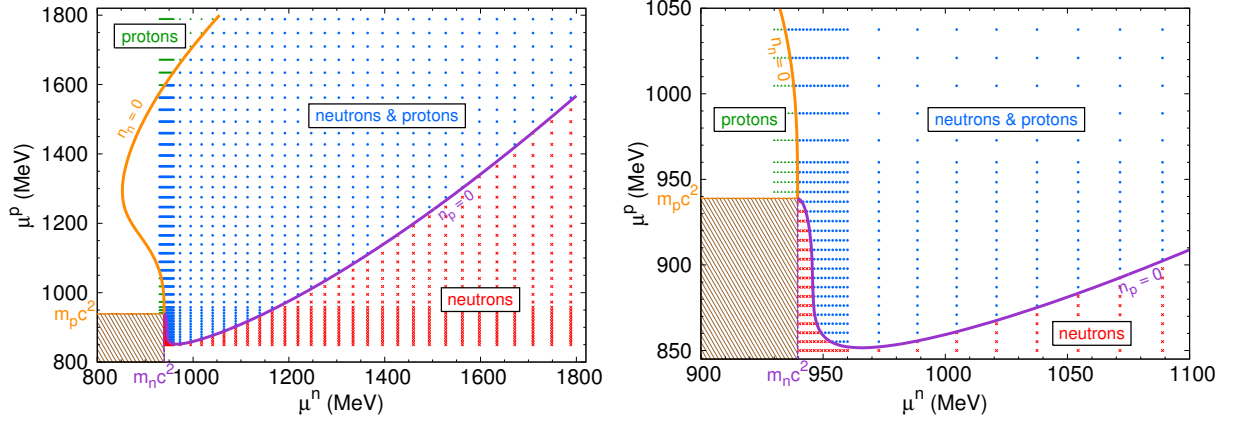


FIG. 7. Single-fluid (red crosses and green triangles) and two-fluid (blue dots) areas in the plane (μ^n, μ^p) , for $\Delta^2 = 0$, using the DDH δ EoS. The two-fluid zone is delimited by the limit lines $n_n = 0$ (orange) and $n_p = 0$ (purple), beyond which one fluid disappears. For chemical potentials below the rest masses $m_n = 939.6$ MeV and $m_p = 938.8$ MeV no fluid is present, as can be seen on the zoom shown on the right. Note that m_p denotes here the sum of the rest mass of protons and that of electrons since the subscript p stands here for fluid of charged particles. For better clarity, only a small proportion of the data contained in the table is plotted. In order to describe the area at low densities, where rapid variations occur, one uses a refined mesh. As realistic configurations are expected to be close to β -equilibrium and corotation, only the data around the $\mu^n = \mu^p$ line will be used.

- Review C **79**, 055806 (2009).
- [32] A. Kheto and D. Bandyopadhyay, *Physical Review D* **89**, 023007 (2014).
- [33] A. Kheto and D. Bandyopadhyay, *Physical Review D* **91**, 043006 (2015).
- [34] R. Prix, J. Novak, and G. L. Comer, *Physical Review D* **71**, 043005 (2005).
- [35] J. W. T. Hessels, S. M. Ransom, I. H. Stairs, P. C. C. Freire, V. M. Kaspi, and F. Camilo, *Science* **311**, 1901 (2006).
- [36] S. Typel and H. H. Wolter, *Nuclear Physics A* **656**, 331 (1999).
- [37] S. S. Avancini, L. Brito, J. R. Marinelli, D. P. Menezes, M. M. W. de Moraes, C. Providência, and A. M. Santos, *Physical Review C* **79**, 035804 (2009).
- [38] B. Carter, N. Chamel, and P. Haensel, *Nuclear Physics A* **748**, 675 (2005).
- [39] B. Carter, N. Chamel, and P. Haensel, *International Journal of Modern Physics D* **15**, 777 (2006).
- [40] B. Carter and L. Samuelsson, *Classical and Quantum Gravity* **23**, 5367 (2006).
- [41] J. L. Friedman and N. Stergioulas, *Rotating Relativistic Stars* (Cambridge University Press, 2013).
- [42] M. E. Gusakov, E. M. Kantor, and P. Haensel, *Phys. Rev. C* **80**, 015803 (2009).
- [43] I. Easson, *The Astrophysical Journal* **228**, 257 (1979).
- [44] K. Glampedakis and P. D. Lasky, *Monthly Notices of the Royal Astronomical Society* **450**, 1638 (2015).
- [45] D. Chatterjee, T. Elghozi, J. Novak, and M. Oertel, *Monthly Notices of the Royal Astronomical Society* **447**, 3785 (2015).
- [46] S. Bonazzola, E. Gourgoulhon, M. Salgado, and J. A. Marck, *Astronomy and Astrophysics* **278**, 421 (1993).
- [47] S. L. Shapiro, *The Astrophysical Journal* **544**, 397 (2000).
- [48] E. Flowers and N. Itoh, *The Astrophysical Journal* **206**, 218 (1976).
- [49] D. J. Hegyi, *The Astrophysical Journal* **217**, 244 (1977).
- [50] A. F. Andreev and E. P. Bashkin, *Soviet Journal of Experimental and Theoretical Physics* **42**, 164 (1976).
- [51] E. Gourgoulhon, *3+1 formalism in general relativity: bases of numerical relativity*, Vol. 846 (Springer Science & Business Media, 2012).
- [52] R. Prix, G. L. Comer, and N. Andersson, *Astronomy & Astrophysics* **381**, 178 (2002).
- [53] D. G. Yakovlev, A. D. Kaminker, O. Y. Gnedin, and P. Haensel, *Physics Reports* **354**, 1 (2001).
- [54] T. Sidery, A. Passamonti, and N. Andersson, *Monthly Notices of the Royal Astronomical Society* **405**, 1061 (2010).
- [55] A. Komar, *Physical Review* **113**, 934 (1959).
- [56] P. Grandclément and J. Novak, *Living Rev. Relativity* **12** (2009).
- [57] N. K. Glendenning, *Compact stars: Nuclear physics, particle physics and general relativity* (Springer, 2000).
- [58] M. Dutra, O. Lourenço, S. S. Avancini, B. V. Carlson, A. Delfino, D. P. Menezes, C. Providência, S. Typel, and J. R. Stone, *Physical Review C* **90**, 055203 (2014).
- [59] T. Gaitanos, M. Di Toro, S. Typel, V. Baran, C. Fuchs, V. Greco, and H. H. Wolter, *Nuclear Physics A* **732**, 24 (2004).
- [60] S. S. Avancini, L. Brito, D. P. Menezes, and C. Providência, *Physical Review C* **70**, 015203 (2004).
- [61] M. Urban and M. Oertel, *International Journal of Modern Physics E* **24**, 1541006 (2015).
- [62] T. Krüger, I. Tews, K. Hebeler, and A. Schwenk, *Physical Review C* **88**, 025802 (2013).
- [63] P. Danielewicz and J. Lee, *Nuclear Physics A* **818**, 36 (2009).
- [64] J. Piekarewicz, *Journal of Physics G: Nuclear and Particle Physics* **37**, 064038 (2010).
- [65] M. B. Tsang, J. R. Stone, F. Camera, P. Danielewicz, S. Gandolfi, K. Hebeler, C. J. Horowitz, J. Lee, W. G. Lynch, Z. Kohley, *et al.*, *Physical Review C* **86**, 015803 (2012).
- [66] J. M. Lattimer and Y. Lim, *The Astrophysical Journal* **771**, 51 (2013).
- [67] J. M. Lattimer and A. W. Steiner, *The European Physical Journal A* **50**, 1 (2014).
- [68] S. Typel, M. Oertel, and T. Klähn, *Physics of Particles and Nuclei* **46**, 633 (2015).
- [69] N. Chamel and P. Haensel, *Physical Review C* **73**, 045802 (2006).
- [70] M. E. Gusakov, P. Haensel, and E. M. Kantor, *Monthly Notices of the Royal Astronomical Society* **439**, 318 (2014).
- [71] G. Baym and S. A. Chin, *Nuclear Physics A* **262**, 527 (1976).
- [72] M. E. Gusakov and E. M. Kantor, *Mon. Not. Roy. Astron. Soc.* **428**, L26 (2013).
- [73] E. Gourgoulhon and S. Bonazzola, *Classical and Quantum Gravity* **11**, 443 (1994).
- [74] S. Bonazzola and E. Gourgoulhon, *Classical and Quantum Gravity* **11**, 1775 (1994).
- [75] P. B. Demorest, T. Pennucci, S. M. Ransom, M. S. E. Roberts, and J. W. T. Hessels, *Nature* **467**, 1081 (2010).
- [76] J. Antoniadis, P. C. Freire, N. Wex, T. M. Tauris, R. S. Lynch, M. H. van Kerkwijk, M. Kramer, C. Bassa, V. S. Dhillon, T. Driebe, *et al.*, *Science* **340**, 1233232 (2013).
- [77] F. D. Swesty, *Journal of Computational Physics* **127**, 118 (1996).