

A Poisson process model for Monte Carlo

Chris J. Maddison
Department of Computer Science
University of Toronto
cmaddis@cs.toronto.edu

December 3, 2024

Abstract

Simulating samples from arbitrary probability distributions is a major research program of statistical computing. Recent work has shown promise in exploiting an old idea, that sampling from a discrete distribution can be accomplished by perturbing and maximizing its mass function. It has not been clearly explained how this research project relates to more traditional ideas in the Monte Carlo literature. This chapter addresses that by identifying a Poisson process model that unifies the perturbation and accept-reject views of Monte Carlo simulation. Many existing methods can be analyzed in this framework. The chapter reviews Poisson point processes and defines an auxiliary variable Poisson process model for Monte Carlo methods. This model is used to generalize the perturbation trick to infinite spaces by constructing Gumbel processes, random functions whose maxima are located at samples over infinite spaces. The model is also used to analyze two closely related Monte Carlo methods, one from each Monte Carlo family.

1 Introduction

Simulation of random processes on computers is an important tool in scientific research and a subroutine of many statistical algorithms. One way to formalize this task is to return samples from some distribution given access to a density or mass function and to a pseudorandom number generator that returns independent uniform numbers in $[0, 1]$. “Monte Carlo methods”, a phrase originally referring to the casinos of Monte Carlo, is a catchall for algorithms that solve this problem. Many Monte Carlo methods exist for specific distributions or classes of distributions (Walker, 1977, for example), but there are a few generic principles. One principle is to construct a Markov chain whose stationary distribution is the distribution of interest. Work on these Markov chain Monte Carlo (MCMC) methods has exploded over the past two decades, because of their efficiency at sampling from complex distributions in high dimensions. Their downside is that convergence can be slow and

detecting convergence is hard. A second principle is to produce samples by accepting or rejecting proposals from a tractable distribution according to a correction factor. These accept-reject Monte Carlo methods are the workhorses of modern statistical packages, but their use is restricted to simple distributions on low dimensional spaces.

To briefly review the accept-reject principle, suppose we are given a nonnegative function $f : \{1, \dots, m\} \rightarrow [0, \infty)$, which describes the unnormalized mass of a discrete random variable I ,

$$\mathbb{P}(I \in B) = \sum_{i \in B} \frac{f(i)}{\sum_{j=1}^m f(j)}, \quad B \subseteq \{1, \dots, m\}. \quad (1)$$

We can simulate I with the following procedure

1. Sample J uniformly from $\{1, \dots, m\}$ and U uniformly from $[0, 1]$,
2. If $U < f(J) / \max_{i=1}^m f(i)$, return J , else go to 1.

It is easy to show that first accepted J is distributed according to (1). We can intuitively justify it by noticing that accepted pairs (J, U) fall uniformly under the graph of $f(i)$. Pseudorandom number generators for uniform distributions are available in all major statistical computing packages. So this procedure, while inefficient, is simple to program.

In the last few years a research program has developed around another principle for sampling from discrete distributions, the so called ‘‘Gumbel-Max trick’’; to simulate I (from above), for each $i \in \{1, \dots, m\}$ simulate an independent random variable $G(i)$ from a Gumbel distribution and return the state I^* corresponding to the maximum of the random function $\log f(i) + G(i)$. One can show that I^* is distributed as I :

$$\mathbb{P}\left(\operatorname{argmax}_{1 \leq i \leq m} \{\log f(i) + G(i)\} \in B\right) = \sum_{i \in B} \frac{f(i)}{\sum_{j=1}^m f(j)}, \quad B \subseteq \{1, \dots, m\}.$$

Gumbel random variables also tend to be included among the standard distributions of statistical computing packages. It is not immediately obvious how to use the Gumbel-Max trick, because a naive implementation has the same complexity as better known methods. Still, this idea of perturbing the log mass $\log f(i)$ with a random perturbation $G(i)$ has inspired research into approximate methods and extensions. Methods that abandon exactness for efficiency have considered correlated perturbations $G(i)$ with applications in image segmentation [Papandreou and Yuille, 2011, Tarlow et al., 2012, Hazan et al., 2013]. Chen and Ghahramani [2015] consider bandit algorithms to approximately optimize $\log f(i) + G(i)$ in the case of small m but expensive $\log f(i)$. Maddison et al. [2014] generalized the random function $G(i)$ with Gumbel processes, perturbations over infinite spaces, and introduced A* sampling, a branch and bound algorithm that executes a generalized Gumbel-Max trick. Kim et al. [2016] introduced a related branch-and-bound algorithm tailored to discrete distributions and successfully sampled from a large fully connected

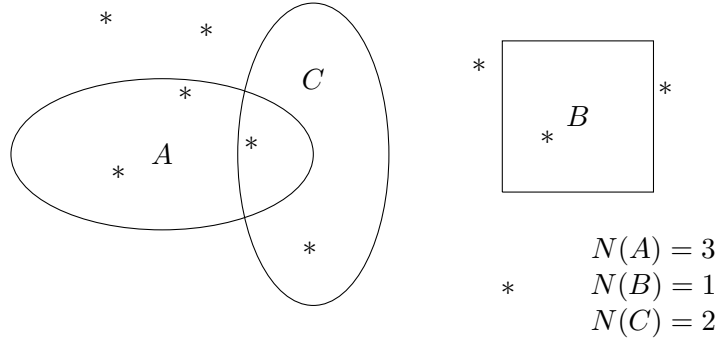


Figure 1: The set of $*$ is a realization of a Poisson process in the plane. Counts in sets A, B, C are marginally Poisson and are independent for disjoint sets.

attractive Ising model. Taken together this view of Monte Carlo simulation as a maximization problem is a promising direction, because it connects Monte Carlo research with the literature on optimization. Yet, the relationship between these perturbation methods and more established ones is not clearly expressed in the literature.

This chapter addresses that need by introducing a single model that explains the correctness of both the accept-reject procedure and the Gumbel-Max trick. The theory rests on the study of Poisson processes, random objects whose values are countable sets of points in space. The idea is to define a specific Poisson process, called an exponential race, whose points arrive over time in \mathbb{R}^n . The locations of arriving points are independent samples from the some distribution. We can justify the correctness of accept-reject and perturbation operations by showing that they modify the arrival distribution of exponential races. In this view a Monte Carlo method is a procedure for simulating the first arrival of a modified exponential race. Many existing methods fall into this framework. The Gumbel-Max trick is also naturally generalized to infinite spaces by its connection to exponential races.

Our Poisson process results are either known or elementary extensions; the correctness and behaviour of the Monte Carlo methods that we study have all been established elsewhere. The novelty of this chapter is in identifying a theory that unifies two distinct literatures and that provides a toolset for analyzing and developing Monte Carlo methods. Section 2 defines Poisson processes and studies the effect of operations on their points. Section 3 introduces exponential races and shows the equivalence of perturb and accept-reject operations. Section 4 constructs Gumbel processes from exponential races and defines the generalized Gumbel-Max trick. As an example application, in Section 5 we analyze A* sampling and OS* [Dymetman et al., 2012], one from each Monte Carlo family.

2 Poisson processes

2.1 Definition and properties

A Poisson process is a random countable subset $\Pi \subseteq \mathbb{R}^n$. Many natural processes result in a random placement of points: the stars in the night sky, cities on a map, or raisins in oatmeal cookies. A good generic mental model to have of point processes is the plane \mathbb{R}^2 and pinpricks of light appearing and staying wherever a point is generated; see Figure 1. Unlike most natural processes, a Poisson process is distinguished by its complete randomness; the number of points in any disjoint subsets (not just the partitioning sets) are independent random variables. In this section we present a brief but general theory of Poisson processes culminating with two theorems that describe how a Poisson process behaves under certain operations. We structure the section by working towards an understanding of Algorithm 1, which iterates through a partition of space generating independently the number of points and their locations. This theory is the foundation of future chapters. For those interested, the proofs and ideas of this section are adapted from Kingman [1992]. We situate our study in \mathbb{R}^n for intuition, but the results generalize naturally to most measure spaces.

Here we unpack the notation and the concepts used to describe Poisson processes. The quantities that identify a Poisson process are the numbers of points that land in a subset $B \subset \mathbb{R}^n$, see Figure 1,

$$N(B) = \#(\Pi \cap B). \tag{2}$$

where $N(B) = \infty$ if B is infinite. (2) is a random set function that for a realization of any point process will satisfy

1. $N(B) \geq 0$;
2. For disjoint $B_i \subseteq \mathbb{R}^n$, $N(\cup_{i=1}^{\infty} B_i) = \sum_{i=1}^{\infty} N(B_i)$.

Set functions from subsets of \mathbb{R}^n to the extended reals $\mathbb{R} \cup \{\infty, -\infty\}$ that are nonnegative (1) and countably additive (2) like (2) are known as measures. Although measure theory

Algorithm 1 A Poisson process with σ -finite nonatomic mean measure μ

Let $\{B_i\}_{i=1}^{\infty}$ be a disjoint partition of \mathbb{R}^n with $\mu(B_i) < \infty$

$\Pi = \emptyset$

for $i = 1$ to ∞ **do**

$N_i \sim \text{Poisson}(\mu(B_i))$

for $j = 1$ to N_i **do**

$X_{ij} \sim \mu(\cdot \cap B_i) / \mu(B_i)$

$\Pi = \Pi \cup \{X_{ij}\}$

end for

end for

is not necessary to get a good intuitive understanding of the results of this chapter, it is a natural backdrop for point processes and convenient for notation. Measures μ assign real numbers to subsets with the same consistency that we intuitively expect from measuring lengths or volumes in space. The most familiar measure on the real line \mathbb{R} gives lengths to intervals by taking the difference of end points

$$\lambda((a, b]) = b - a \tag{3}$$

The goal of measure theory is to extend the definition of measures like λ to as many subsets of \mathbb{R} as possible. Unfortunately there exist subsets that violate countable additivity for any extension of λ (Rosenthal, 2006, for example). For this reason the domain of measures are restricted to a nice family of sets and its members are called *measurable*. Integration in measure theory naturally extends Riemann integration. When a measure is equal to the integral of some nonnegative function f with respect to μ , we say f is the *density* with respect to μ . Densities for discrete measures are also called masses. When a measure assigns $\mu(\mathbb{R}^n)$ it corresponds to the familiar probability distributions. As we mentioned it is straightforward to argue that the counting function $N(B)$ is a measure.

Lemma 1. *Let $\Pi \subseteq \mathbb{R}^n$ be a random countable subset. For measurable $B \subseteq \mathbb{R}^n$ $N(B)$ is a measure.*

Proof. Cardinality is nonnegative and countably additive. □

Expectations distribute over infinite sums of positive random variables, so the mean $\mu(B) = \mathbb{E}(N(B))$ is also a measure — the *mean measure*.

The counts $N(B)$ for measurable $B \subseteq \mathbb{R}^n$ are Poisson distributed.

Definition 1 (Poisson random variable). *N is a Poisson distributed random variable on the integers $k \geq 0$ with rate $\lambda \geq 0$ if*

$$\mathbb{P}(N = k) = \exp(-\lambda) \frac{\lambda^k}{k!}.$$

This is denoted $N \sim \text{Poisson}(\lambda)$. $N \sim \text{Poisson}(0)$ and $N \sim \text{Poisson}(\infty)$ are the random variables whose values are 0 and ∞ with probability one.

The notation $X \sim \mathcal{D}$ is read “ X is distributed as \mathcal{D} ”. In all contexts, this is just a statement about the marginal distribution of X . In the context of an Algorithm box $X \sim \mathcal{D}$ we will implicitly independence from all other random variables; it is evaluated by calling for an independent sample from a random number generator with distribution \mathcal{D} and assigning it to X .

Now we can describe precisely how Algorithm 1 generates points. The mean measure μ of the process is specified by the user. Algorithm 1 iterates through a partition $\{B_i\}_{i=1}^{\infty}$ of \mathbb{R}^n . For each B_i it first decides the number of points to place in Π by sampling the

counts with rate given by the measure, $N_i \sim \text{Poisson}(\mu(B_i))$. The N_i locations in B_i are sampled independently from the probability distribution proportional to μ restricted to B_i then added to Π . Still, Algorithm 1 will occasionally have pathological behaviour unless we restrict μ further. First, we need that each subset B_i of the partition has finite measure; if $\mu(B_i) = \infty$, then when we reach B_i we will be stuck in an infinite loop with probability one and fail to visit all of \mathbb{R}^n . If a partition $\{B_i\}_{i=1}^{\infty}$ with $\mu(B_i) < \infty$ exists for measure μ , then μ is called σ -finite. Second, we want $N(B_i) = N_i$. This can be ensured if all of the points X_{ij} are distinct with probability one. It is enough to require that $\mu(\{x\}) = 0$ for all singleton sets $x \in \mathbb{R}^n$. This kind of measure is known as nonatomic.

For some measures and partitions Algorithm 1 will never terminate, and for many measurable $B \subseteq \mathbb{R}^n$ we will not have a general method for determining whether $N(B)$ has been determined on any specific realization of the process. The limiting behaviour of $N(B)$ depends on the following two properties of the Poisson distribution.

Lemma 2. *If $\lambda_i \geq 0$ and $N_i \sim \text{Poisson}(\lambda_i)$ independent then*

1. $\mathbb{E}(N_i) = \lambda_i$,
2. $\sum_{i=1}^{\infty} N_i \sim \text{Poisson}(\sum_{i=1}^{\infty} \lambda_i)$.

Proof. 1. The boundary cases are easy. For the rest notice that a λ distributes out of the summation leaving behind the normalization constant of a Poisson:

$$\sum_{k=0}^{\infty} k \exp(-\lambda) \frac{\lambda^k}{k!} = \lambda \sum_{k=1}^{\infty} \exp(-\lambda) \frac{\lambda^{k-1}}{(k-1)!} = \lambda.$$

2. [Kingman, 1992]. We can assume $\infty > \lambda_i > 0$, otherwise the result is trivial. Let $S_m = \sum_{i=1}^m N_i$ and $S = S_{\infty}$.

$$\begin{aligned} \mathbb{P}(S_2 = k) &= \sum_{r=0}^k \mathbb{P}(N_1 = r, N_2 = k - r) \\ &= \sum_{r=0}^k \exp(-\lambda_1) \frac{\lambda_1^r}{r!} \exp(-\lambda_2) \frac{\lambda_2^{k-r}}{(k-r)!} \\ &= \frac{\exp(-\lambda_1 - \lambda_2)}{k!} \sum_{r=0}^k \binom{k}{r} \lambda_1^r \lambda_2^{k-r} \\ &= \frac{\exp(-\lambda_1 - \lambda_2)}{k!} (\lambda_1 + \lambda_2)^k \end{aligned}$$

Induction also gives us the distribution of S_m for finite m . For $k \geq 0$, $\{S_{m+1} \leq k\}$ implies $\{S_m \leq k\}$, so the events $\{S_m \leq k\}$ are decreasing in probability to $\{S \leq k\}$.

Thus

$$\mathbb{P}(S \leq k) = \lim_{m \rightarrow \infty} \mathbb{P}(S_m \leq k) = \sum_{j=1}^k \lim_{m \rightarrow \infty} \exp\left(-\sum_{i=1}^m \lambda_i\right) \frac{(\sum_{i=1}^m \lambda_i)^j}{j!}.$$

Because $\exp(-x)x^j/j!$ is continuous and 0 at infinity, this finishes the proof whether the series of rates converges or diverges. \square

Even though Algorithm 1 may not terminate, we can study the limiting behaviour of $N(B)$ on Π as Algorithm 1 continues to add points. If we are able to realize $N(B_i)$ for any finite collection of $B_i \subseteq \mathbb{R}^n$, then those realizations will be consistent with the long run behaviour over the whole space.

Theorem 3. *Let $\Pi \subseteq \mathbb{R}^n$ be the subset generated by Algorithm 1 with σ -finite nonatomic mean measure μ . $N(B) = \#(\Pi \cap B)$ satisfies*

1. *For measurable $B \subseteq \mathbb{R}^n$, $N(B) \sim \text{Poisson}(\mu(B))$.*
2. *For disjoint and measurable $A_1, \dots, A_m \subseteq \mathbb{R}^n$, $N(A_j)$ are independent.*

Proof. Adapted from [Kingman, 1992]. N is a measure with probability one (Lemma 1), so

$$N(B) = N(\cup_{i=1}^{\infty} B \cap B_i) = \sum_{i=1}^{\infty} N(B \cap B_i).$$

The Poisson distribution is countably additivity (Lemma 2) and sums of independent random variables are independent, so it is enough to check,

1. For measurable $B \subseteq \mathbb{R}^n$, $N(B_i \cap B) \sim \text{Poisson}(\mu(B_i \cap B))$,
2. For disjoint and measurable $A_1, \dots, A_m \subseteq \mathbb{R}^n$, $N(B_i \cap A_j)$ independent.

We can assume $0 < \mu(B_i) < \infty$ without loss of generality. Let A_0 be the complement of $\cup_i A_i$. If $N_i = k$, then each point X_{ij} has probability proportional to $\mu(B_i \cap A_j)$ of landing in $B_i \cap A_j$. μ is nonatomic, so each point is distinct with probability one. Thus

$$\mathbb{P}(N(B_i \cap A_0) = k_0, \dots, N(B_i \cap A_m) = k_m | N_i = k) = \frac{k!}{k_0! \dots k_m!} \prod_{j=0}^m \frac{\mu(B_i \cap A_j)^{k_j}}{\mu(B_i)^{k_j}}$$

with $k_0 = k - \sum_j k_j$. Thus

$$\begin{aligned}
\mathbb{P}(N(B_i \cap A_1) = k_1, \dots, N(B_i \cap A_m) = k_m) &= \\
&\sum_{k=\sum_j k_j}^{\infty} \exp(-\mu(B_i)) \frac{\mu(B_i)^k}{k!} \frac{k!}{k_0! \dots k_m!} \prod_{j=0}^m \frac{\mu(B_i \cap A_j)^{k_j}}{\mu(B_i)^{k_j}} \\
&\sum_{k=\sum_j k_j}^{\infty} \prod_{j=0}^m \exp(-\mu(B_i \cap A_j)) \frac{\mu(B_i \cap A_j)^{k_j}}{k_j!} \\
&= \prod_{j=1}^m \exp(-\mu(B_i \cap A_j)) \frac{\mu(B_i \cap A_j)^{k_j}}{k_j!}
\end{aligned}$$

To explain the last operation notice that the only term of the product which depends on k is $k_0 = k - \sum_j k_j$. The result is achieved by distributing the terms for $j \geq 1$ out of the summation and changing the limits of summation to k_0 . The final expression is the joint density of m independent Poisson random variables with rates $\mu(B_i \cap A_j)$. \square

Notice that the choice of partition in Algorithm 1 has an indistinguishable effect on the limiting behaviour of $N(B)$. In fact, there may be entirely different algorithms that generate random countable subsets that are indistinguishable if we only ever observe Π . This motivates a general definition that will help us decide whether a random point process is Poisson.

Definition 2 (Poisson process). *Let μ be a σ -finite nonatomic measure on \mathbb{R}^n . A random countable subset $\Pi \subseteq \mathbb{R}^n$ is a Poisson process with mean measure μ if the following hold*

1. *For $B \subseteq \mathbb{R}^n$ measurable, $N(B) \sim \text{Poisson}(\mu(B))$.*
2. *For $A_1, \dots, A_m \subseteq \mathbb{R}^n$ disjoint and measurable, $N(A_j)$ independent.*

Return to the mental model, and imagine iterating over the squares with integer corners that tile \mathbb{R}^2 equipped with the nonatomic Gaussian measure μ that has density $\exp(-x^2 - y^2)$. For each square B_i Algorithm 1 computes the integral $\mu(B_i) = \int_{B_i} \exp(-x^2 - y^2) dx dy$ and samples a Poisson N_i with rate $\mu(B_i)$. Then it samples N_i points from a truncated Gaussian in B_i , lighting each point up in turn. Because the measure is nonatomic, none of the points collide. This process will be indistinguishable in the long run from simply generating N from a Poisson with rate $\int_{\mathbb{R}^n} \exp(-x^2 - y^2) dx dy$ and lighting up N independent Gaussian sample locations.

2.2 Mapping and thinning a Poisson process

We can study how Poisson processes behave under certain operations as long as their basic structure is preserved. We consider deterministic mapping of points and stochastic removal of points based on their location.

A function h that maps points into \mathbb{R}^m is easy to analyze if it is 1-1, because it will not relocate two distinct points to the same place. The key insight is that we can count points in $h(\Pi)$ by counting in Π and tracking where they end up; the so-called Mapping Theorem.

Theorem 4 (Mapping). *Let $\Pi \subseteq \mathbb{R}^n$ be a Poisson process with σ -finite nonatomic mean measure μ , and let $h : \mathbb{R}^n \rightarrow \mathbb{R}^m$ be a measurable 1-1 function, then $h(\Pi)$ is a Poisson process with mean measure*

$$\mu^*(B) = \mu(h^{-1}(B))$$

Proof. Adapted from [Kingman, 1992]. h is 1-1, therefore

$$\#\{h(X) : X \in \Pi\} \cap B = \#\{X \in \Pi : X \in h^{-1}(B)\} \sim \text{Poisson}(\mu(h^{-1}(B))).$$

Pre-images preserve disjointness, so the independence property is guaranteed. 1-1 functions map partitions of the domain to partitions of the range, so μ^* is still σ -finite. \square

Before proceeding to the effect of subsampling we derive the joint distribution of the points in $\Pi \cap B$ given that k points were generated. If B is one of the subsets of the partition in Algorithm 1, then the distribution is clear: each point is distributed identically and independently as the distribution proportional to μ restricted to B . It is reasonable to suspect that this is true for any measurable subset of any Poisson process. The proof is tedious, but it highlights a method for evaluating the joint distribution of $N(B_i)$ for subsets $B_i \subseteq \mathbb{R}^n$ that may overlap.

Lemma 5. *Let $\Pi \subseteq \mathbb{R}^n$ be a Poisson Process with σ -finite nonatomic mean measure μ and $B \subseteq \mathbb{R}^n$ measurable with $0 < \mu(B) < \infty$. Given $\#(\Pi \cap B) = k$, X_i in $\Pi \cap B$ are independent and*

$$X_i \sim \mu(\cdot \cap B) / \mu(B)$$

Proof. The lemma is trivial satisfied for $k = 0$. For $k > 0$ and measurable $B_i \subseteq B$ we will express

$$\mathbb{P}(\{X_i \in B_i\}_{i=1}^k | N(B) = k) \tag{4}$$

in terms of counts. The difficulty lies in the possible overlap of B_i s, so we consider 2^k sets of the form

$$A_j = B_1^* \cap B_2^* \cap \dots \cap B_k^*$$

where $*$ is blank or a complement, and A_1 is interpreted as $B \cap B_1^c \cap \dots \cap B_k^c$. The A_j are a disjoint partition of B ,

$$B_i = \cup_{j \in I(i)} A_j, \quad B = \cup_{j=1}^{2^k} A_j,$$

where $I(i) \subseteq \{1, \dots, 2^k\}$ is some subset of indices. Let $\mathcal{J} = I(1) \times I(2) \times \dots \times I(k)$, so that each $s \in \mathcal{J}$ is a vector indices (s_1, s_2, \dots, s_k) associated with the disjoint events $\{X_i \in A_{s_i}\}_{i=1}^k$. Thus,

$$\mathbb{P}(\{X_i \in B_i\}_{i=1}^k | N(B) = k) = \sum_{s \in \mathcal{J}} \mathbb{P}(\{X_i \in A_{s_i}\}_{i=1}^k | N(B) = k).$$

For $s \in \mathcal{J}$, let $n_j(s) = \#\{i : s_i = j\}$ be the number of indices in s equal to j and notice that $\sum_{j=1}^{2^k} n_j(s) = k$. To relate the probability of specific numbering $\{X_i \in A_{s_i}\}_{i=1}^k$ with counts $\{N(A_j) = n_j(s)\}_{j=1}^{2^k}$, we discount by all ways of the arranging k points that result in the same counts.

$$\begin{aligned} \mathbb{P}(\{X_i \in A_{s_i}\}_{i=1}^k | N(B) = k) &= \frac{\prod_{j=1}^{2^k} n_j(s)! \mathbb{P}(\{N(A_j) = n_j(s)\}_{j=1}^{2^k})}{k! \mathbb{P}(N(B) = k)} \\ &= \frac{\prod_{j=1}^{2^k} \mu(A_j)^{n_j(s)}}{\mu(B)^k}. \end{aligned}$$

Thus (4) is equal to

$$\sum_{s \in \mathcal{J}} \frac{\prod_{j=1}^{2^k} \mu(A_j)^{n_j(s)}}{\mu(B)^k} = \prod_{i=1}^k \frac{\sum_{j \in I(i)} \mu(A_j)}{\mu(B)} = \prod_{i=1}^k \frac{\mu(B_i)}{\mu(B)}$$

□

If points X_i are drawn from the distribution μ restricted to B and subsampled by flipping a random coin $S(X_i)$ with a probability $\rho(X_i)$ that varies over B , then the probability of keeping any one of the points will be

$$\mathbb{P}(S(X_i) = 1) = \int_B \frac{\rho(x)}{\mu(B)} \mu(dx). \quad (5)$$

The independence of each point makes it easy to analyze the subsampled point process. This operation is called thinning.

Theorem 6 (Thinning). *Let $\Pi \subseteq \mathbb{R}^n$ be a Poisson Process with σ -finite nonatomic mean measure μ , and $S(x) \sim \text{Bernoulli}(\rho(x))$ be an independent Bernoulli random variable for $x \in \mathbb{R}^n$ with measurable probability $\rho(x)$, then*

$$\text{thin}(\Pi, S) = \{X : X \in \Pi \text{ and } S(X) = 1\}$$

is a Poisson process with mean measure

$$\mu^*(B) = \int_B \rho(x) \mu(dx).$$

Proof. Originally from [Lewis and Shedler, 1979]. Let $B \subseteq \mathbb{R}^n$ measurable. Define

$$N^*(B) = \#(\text{thin}(\Pi, S) \cap B) \tag{6}$$

(6) clearly satisfies the independence property and the result is trivial for $\mu(B) = 0$. For $0 < \mu(B) < \infty$,

$$\mathbb{P}(N^*(B) = k) = \sum_{j=k}^{\infty} \mathbb{P}(N(B) = j) \mathbb{P}(k \text{ of } I(X_i) = 1 | N(B) = j).$$

Let $\bar{\mu}^*(B) = \int_B 1 - \rho(x) \mu(dx)$ and notice that $\mu(B) = \mu^*(B) + \bar{\mu}^*(B)$. So by Lemma 5,

$$\begin{aligned} &= \sum_{j=k}^{\infty} \exp(-\mu(B)) \frac{\mu(B)^j}{j!} \binom{j}{k} \frac{\mu^*(B)^k}{\mu(B)^k} \frac{\bar{\mu}^*(B)^{j-k}}{\mu(B)^{j-k}} \\ &= \exp(-\mu^*(B)) \frac{\mu^*(B)^k}{k!} \sum_{j=k}^{\infty} \exp(-\bar{\mu}^*(B)) \frac{\bar{\mu}^*(B)^{j-k}}{(j-k)!} \\ &= \exp(-\mu^*(B)) \frac{\mu^*(B)^k}{k!}. \end{aligned}$$

For $\mu(B) = \infty$ we can partition B into subsets with finite measure and the countable additivity of integrals of nonnegative functions and of Poisson random variables (Lemma 2) finishes the proof. \square

3 Exponential races

3.1 Definition and first arrivals distribution

In this section we introduce exponential races, a Poisson process model for Monte Carlo methods that consider independent proposals. An exponential race is a Poisson process in $\mathbb{R}^+ \times \mathbb{R}^n$, which we interpret as a set of points in \mathbb{R}^n arriving over time \mathbb{R}^+ . The rate at which they arrive at any particular location determines a probability distribution on \mathbb{R}^n . Algorithm 2 generates the points of an exponential race in order by independently sampling when T_i and where X_i they arrive. The time variable of an exponential race does not correspond to computation or wall time, and is instead a real value that our algorithms will manipulate. So a less fanciful conception of an exponential race is a Poisson process with one of the dimensions playing the role of an auxiliary variable. In Section 5 we will study Monte Carlo methods that manipulate arrival times of an exponential race to produce samples from intractable probability distributions, the classic rejection sampling algorithm being just an example of these. For now we build towards a definition of an exponential race and a theorem describing the distribution of the first m arrivals.

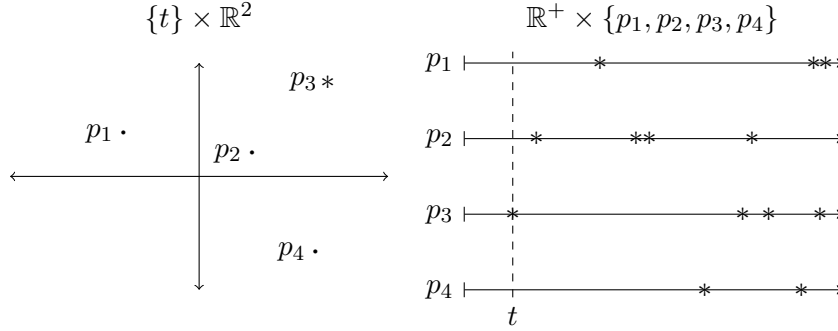


Figure 2: The realization of an exponential race with points arriving at $p_j \in \mathbb{R}^2$. The left hand plot shows the location of arrivals in the plane \mathbb{R}^2 and the first arrival at time t at p_3 . The right hand plot shows future arrival times at the four points.

The name “exponential race” comes from a classical example in Poisson process theory, which we review here. Imagine instantaneous flashes of light arriving in time at m distinct points p_j scattered in \mathbb{R}^2 . Suppose the arrival times of the flashes at each p_j are determined by independent Poisson processes generating in time \mathbb{R}^+ with mean measure $\lambda_j \lambda((0, t]) = \lambda_j t$ for positive rate $\lambda_j > 0$; see Figure 2. The question is which point will get the first flash of light and how long do we need to wait? The first arrival at p_j is after time t if and only if no points were generated in $(0, t]$. Thus,

$$\mathbb{P}(T_j > t) = \mathbb{P}(N_j((0, t]) = 0) = \exp(-\lambda_j t). \quad (7)$$

(7) is the complementary cumulative distribution function of an exponential random variable.

Definition 3 (Exponential random variable). *E is an exponential random variable distributed on the positive reals $x > 0$ with rate $0 \leq \lambda < \infty$ if*

$$\mathbb{P}(E > t) = \exp(-\lambda t). \quad (8)$$

This is denoted $E \sim \text{Exponential}(\lambda)$ and $E \sim \text{Exponential}(0)$ is the random variable whose value is ∞ with probability one. If $E \sim \text{Exponential}(1)$, then $E/\lambda \sim \text{Exponential}(\lambda)$.

Thus “exponential race”; the arrivals at points p_j are set in a race and they arrive in time as exponential random variables. Studying the minima of exponential random variables will provide the answer to our question.

Lemma 7. *Let $E_j \sim \text{Exponential}(\lambda_j)$ independent with $0 \leq \lambda_j < \infty$. If*

$$E^* = \min_{1 \leq j \leq m} E_j \text{ and } J^* = \operatorname{argmin}_{1 \leq j \leq m} E_j,$$

and at least one $\lambda_j > 0$ then

1. The density of E_j with positive λ_j is $\lambda_j \exp(-\lambda_j t)$ for $t \geq 0$,
2. $E^* \sim \text{Exponential}(\sum_{j=1}^m \lambda_j)$,
3. $\mathbb{P}(J^* = k) \propto \lambda_k$,
4. E^* is independent of J^* .

Proof. 1. The derivative of $1 - \exp(-\lambda_j t)$ is $\lambda_j \exp(-\lambda_j t)$.
 2., 3., 4. Note that with probability 1 the E_j will be distinct, so

$$\begin{aligned}
 \mathbb{P}(J^* = k, E^* > t) &= \mathbb{P}(E_j > E_k > t) \\
 &= \int_t^\infty \lambda_k \exp(-\lambda_k x) \prod_{j \neq k} \exp(-\lambda_j x) dx \\
 &= \frac{\lambda_k}{\sum_{j=1}^m \lambda_j} \int_t^\infty (\sum_{j=1}^m \lambda_j) \exp(-(\sum_{j=1}^m \lambda_j) x) dx.
 \end{aligned}$$

This finishes the lemma. □

Thus, the first point to get a flash of light with probability proportional to the rates λ_j and the time of the first flash is an exponential random variable with rate $\sum_{j=1}^m \lambda_j$. More surprising, knowing which point flashes first provides no information about how long we had to wait.

Notice that the m Poisson processes arriving in \mathbb{R}^n are together a single Poisson process on $\mathbb{R}^+ \times \mathbb{R}^n$ with mean measure $\mu((0, t] \times B) = \sum_{j=1}^m t \lambda_j 1_B(p_j)$. This is the product measure $\lambda \times Q$ on $\mathbb{R}^+ \times \mathbb{R}^n$ each respectively equipped with $\lambda((0, t]) = t$ and $Q(B) = \sum_j \lambda_j 1_B(p_j)$. Extending this idea to an arbitrary finite measure Q (not just the discrete measures) is the key idea behind exponential races. Notice that Q in our example is atomic, which is fine, because the product measure $\lambda \times Q$ is not atomic. On the other hand, we want the points arriving in \mathbb{R}^n to correspond to some probability distribution, so we will require that Q is finite $Q(\mathbb{R}^n) < \infty$ and nonzero $0 < Q(\mathbb{R}^n)$.

Definition 4 (Exponential race). *Let Q be a finite nonzero measure on \mathbb{R}^n . A random countable subset $R \subseteq \mathbb{R}^+ \times \mathbb{R}^n$ is an exponential race with measure Q if the following hold*

1. R is a Poisson process with mean measure $\lambda \times Q$.
2. R is totally ordered by time, the first coordinate.

If $R = \{(T_i, X_i)\}_{i=1}^\infty$, then we assume the enumeration corresponds to the ordering so that $i < j$ implies $T_i < T_j$.

We need to slightly modify Algorithm 1 to generate an exponential race, because we are required to order the points. This can be easily accomplished by generating with a partition

Algorithm 2 An exponential race with finite measure Q

```

 $R = \emptyset$ 
 $T_0 = 0$ 
for  $i = 1$  to  $\infty$  do
   $E_i \sim \text{Exponential}(Q(\mathbb{R}^n))$ 
   $X_i \sim Q(\cdot)/Q(\mathbb{R}^n)$ 
   $T_i = T_{i-1} + E_i$ 
   $R = R \cup \{(T_i, X_i)\}$ 
end for

```

of time into unit intervals, $B_i = (i - 1, i] \times \mathbb{R}^n$, and sorting as we go. For each B_i sample $N_i \sim \text{Poisson}(Q(\mathbb{R}^n))$, sample N_i locations X_{ij} from $Q(\cdot)/Q(\mathbb{R}^n)$, and N_i times U_{ij} from a uniform distribution on $[0, 1]$. Because we generate a finitely many points $(i - 1 + U_{ij}, X_{ij})$, we can sort them by $i - 1 + U_{ij}$ before adding them to R and moving on to B_{i+1} . This is not the the most efficient procedure, so instead we derive the joint distribution of the first m ordered points, see Algorithm 2.

Theorem 8. *Let Q be a finite nonzero measure on \mathbb{R}^n , $X_i \sim Q(\cdot)/Q(\mathbb{R}^n)$ independent, and $E_i \sim \text{Exponential}(Q(\mathbb{R}^n))$ independent, then first m points $\{(T_i, X_i)\}_{i=1}^m$ of any exponential race with measure Q have the same joint distribution described in Algorithm 2,*

$$\{(\sum_{j=1}^i E_j, X_i)\}_{i=1}^m.$$

Proof. Let $T(t, B)$ be the time of the first arrival in B after time $t \geq 0$,

$$T(t, B) = \min\{T_i : (T_i, X_i) \in R \cap (t, \infty) \times B\}. \quad (9)$$

$R \cap (t, s + t] \times B$ is finite for all $s > 0$, so (9) is well defined. $T(t, B) - t$ is an exponential random variable, because

$$\mathbb{P}(T(t, B) - t > s) = \mathbb{P}(N((t, s + t] \times B) = 0) = \exp(-Q(B)s).$$

$T(t, B)$ and $T(t, B^c)$ are independent, by Poisson process independence.

We proceed by induction. The event $\{T_1 > s, X_1 \in B\}$ is equivalent to $\{T(0, B^c) > T(0, B) > s\}$. Since $Q(B) > 0$ or $Q(B^c) > 0$, we can apply Lemma 7,

$$\mathbb{P}(T(0, B^c) > T(0, B) > s) = \exp(-sQ(\mathbb{R}^n)) \frac{Q(B)}{Q(\mathbb{R}^n)}.$$

This gives us the joint of (T_1, X_1) , including independence. Assume Theorem 8 holds for k . The event

$$\{T_i = t_i, X_i = x_i\}_{i=1}^k$$

is completely described by counts in $(0, t_k] \times \mathbb{R}^n$ and thus independent of

$$\{T(t_k, B^c) > T(t_k, B) > s + t_k\}$$

So

$$\begin{aligned} & \mathbb{P}(T_{k+1} - T_k > s, X_{k+1} \in B | \{T_i = t_i, X_i = x_i\}_{i=1}^k) \\ &= \mathbb{P}(T(t_k, B^c) > T(t_k, B) > s + t_k | \{T_i = t_i, X_i = x_i\}_{i=1}^k) \\ &= \mathbb{P}(T(t_k, B^c) > T(t_k, B) > s + t_k) \\ &= \exp(-sQ(\mathbb{R}^n)) \frac{Q(B)}{Q(\mathbb{R}^n)} \end{aligned}$$

concludes the proof. □

An immediate corollary worth stating is that Algorithm 2 is itself an exponential race for Q , because it agrees in distribution on the first m arrivals of any exponential race for all m .

As with the initial discrete example, the independence properties of Poisson processes give us flexibility in how to realize an exponential race. For example, consider an infinitely deep tree in which each node is associated with a subset $B \subseteq \mathbb{R}^n$. If the root is \mathbb{R}^n and the children of each node form a partition of the parent, then we call this a space partitioning tree. We can realize an exponential race over a space partitioning tree by recursively generating arrivals (T, X) at each B by sampling X independently from $Q(\cdot \cap B)/Q(B)$ and by setting T to the arrival time of the parent plus an independent $\text{Exponential}(Q(B))$. The arrivals sorted by time over the realization of the tree form an exponential race.

3.2 Accept-reject and perturb operations

The importance of Theorem 8 is that it gives us a criterion for recognizing sampling algorithms; *any algorithm that simulates the first arrival of an exponential race is a Monte Carlo method*. Yet, for most finite nonzero measures P it is not directly possible to implement Algorithm 2, because it requires computing $P(\mathbb{R}^n)$ (at least up to the precision of floating point numbers) and drawing a sample from the distribution proportional to P . It seems we haven't gotten anywhere. In this subsection we derive two lemmas that show to relate an exponential race with a measure P to an exponential race with another measure Q . These lemmas are the most important results of this chapter, because they allow us to simulate exponential races for intractable measures P by transforming a simulation of an exponential race with a tractable measure Q . We use these ideas in Section 5 to analyze Monte Carlo methods.

Imagine taking a long exposure photograph of the plane as the flashes of an exponential race arrive in time. The rate at which points arrive will determine the intensity of a heat

map with regions receiving more points brighter than those receiving fewer. Over time the relative intensities will correspond to the probability distribution proportional to Q .

If an adversary kept just ahead of us in time and randomly discarded points that arrived in B or delayed points in B relative to points in B^c , then our perception of the likelihood of B would change. Mired in time we would not be able to distinguish whether points were discarded, reordered, or the true measure Q was in fact different. This is the basic intuition behind accept-reject and perturb operations. Accept-reject corresponds to the discard strategy, perturbations to the reorder strategy. In both the arrival times, not the locations, are modified. It bears saying again that time is a convenient metaphor and does not correspond to computational time or wall time.

To go from Q to P we need a recipe for changing the arrival of points at any particular location x . We assume Q and P have densities $g(x)$ and $f(x)$ with the same support with respect to some base measure μ ,

$$Q(B) = \int_B g(x)\mu(dx) \text{ and } P(B) = \int_B f(x)\mu(dx).$$

Notice that these are the unnormalized densities of probability distributions (continuous or discrete depending on μ). In practice, we will also assume that Q is tractable (we can compute $Q(\mathbb{R}^n)$ and sample from $Q(\cdot)/Q(\mathbb{R}^n)$). Lastly, we assume that it is possible to bound the ratio of densities

$$\frac{f(x)}{g(x)} \leq M \tag{10}$$

The instantaneous rate of arrivals at x in an exponential race for Q is $g(x)$, so the ratio $f(x)/g(x)$ of densities is exactly the quantity that an adversary can use to go from Q to P . The simplest accept-reject method randomly keeps points arriving at x by flipping coins $\text{accept}(t, x)$

$$\text{accept}(t, x) \sim \text{Bernoulli} \left(\frac{f(x)}{g(x)M} \right) \tag{11}$$

Lemma 9 (Accept-Reject). *Q and P be finite nonzero measures with densities $g(x)$ and $f(x)$ with respect to μ such that $f(x)/g(x) \leq M$. If R is an exponential race with measure $MQ(\cdot)$, then $\text{thin}(R, \text{accept})$ is an exponential race with measure P .*

Proof. R is a Poisson process. So, by the Thinning Theorem, the mean measure $\mu^*(B)$ of $\text{thin}(R, \text{accept})$ is

$$\iint_B \frac{f(x)}{g(x)M} g(x)M \mu(dx) \lambda(dt) = \iint_B f(x)\mu(dx) \lambda(dt) = (\lambda \times P)(B).$$

Because T_i are increasing, the subsampled (T_i, X_i) are in order and therefore an exponential race with measure P . \square

The perturbation methods modify the arrival time t of x with

$$\text{perturb}(t, x) = \left(t \frac{g(x)}{f(x)}, x \right). \quad (12)$$

Lemma 10 (Perturbation). *Q and P be finite nonzero measures with densities $g(x)$ and $f(x)$ with respect to μ such that $f(x)/g(x) \leq M$. If R is an exponential race with measure Q , then $\text{sort}(\text{perturb}(R))$ is an exponential race with measure P where sort totally orders points by the first coordinate, time.*

Proof. R is a Poisson process and perturb is 1-1, so the Mapping Theorem applies. It is enough to check $\mu^*(B)$ of $\text{sort}(\text{perturb}(R))$ on subsets of the form $(0, s] \times A$ for $\infty > s > 0$ and measurable $A \subseteq \mathbb{R}^n$. Thus,

$$\iint_{h^{-1}(B)} g(x) \lambda(dt) \mu(dx) = \int_A g(x) s \frac{f(x)}{g(x)} \mu(dx) = (\lambda \times P)(B).$$

The $\text{perturb}(T_i, X_i)$ are sorted in increasing order, so they form an exponential race with measure P . \square

These ideas are powerful, because as we will see in later sections the Accept-Reject Lemma explains the correctness of rejection sampling methods and the Perturbation Lemma explains the Gumbel-Max trick.

4 Gumbel processes

In this section we introduce Gumbel processes, random functions on \mathbb{R}^n that generalize the perturbations of the Gumbel-Max trick. Recall that the Gumbel-Max trick from the introduction involves additively perturbing $\log f(i)$ with independent Gumbel noise $G(i)$ for $1 \leq i \leq m$,

$$\log f(i) + G(i). \quad (13)$$

A Gumbel process $G(x)$ is a random function on \mathbb{R}^n whose maximum is a sample from some probability distribution. Perturbation, like (13), of another function by $G(x)$ transforms the distribution of the maximum. These ideas have been introduced elsewhere for studying exact and approximate Monte Carlo methods [Papandreou and Yuille, 2011, Tarlow et al., 2012, Hazan et al., 2013, Maddison et al., 2014]. We construct $G(x)$ from exponential races. This construction is almost too simple to merit discussion, but in applications it is sometimes convenient to reason about the function $G(x)$ instead of the exponential race.

The Gumbel random variable is the central object of this theory.

Definition 5 (Gumbel random variable). G is a Gumbel distributed random variable on \mathbb{R} with location $\mu < \infty$ if

$$\mathbb{P}(G \leq g) = \exp(-\exp(-g + \mu))$$

This is denoted $G \sim \text{Gumbel}(\mu)$ and $G \sim \text{Gumbel}(-\infty)$ is the random variable whose value is $-\infty$ with probability one. If $G \sim \text{Gumbel}(0)$, then $G + \mu \sim \text{Gumbel}(\mu)$.

The values that define a Gumbel process $G(x)$ are the maximal values

$$G^*(B) = \max_{x \in B} G(x)$$

over measurable subsets $B \subseteq \mathbb{R}^n$. $G^*(B)$ are independent Gumbels for disjoint B whose locations scale logarithmically with their measure.

Definition 6 (Gumbel process). Let Q be a finite nonzero measure on \mathbb{R}^n and $G(x)$ a random function from \mathbb{R}^n to $\mathbb{R} \cup \{-\infty\}$. $G(x)$ is a Gumbel process if the following hold

1. If $B \subseteq \mathbb{R}^n$ is measurable, then $G^*(B) \sim \text{Gumbel}(\log Q(B))$
2. If A_1, \dots, A_m are disjoint and measurable, then $G^*(A_i)$ are independent.

Maddison et al. [2014] studied the properties of $G(x)$ directly without reference to Poisson processes. Our construction from exponential races is a convenient shortcut that allows us to import results from Section 3.

Theorem 11. Let $R \subseteq \mathbb{R}^+ \times \mathbb{R}^n$ be generated by an exponential race with a finite nonzero measure Q .

$$G(x) = -\log \min\{T_i : (T_i, x) \in R\} \tag{14}$$

is a Gumbel process.

Proof. First, for $x \in \mathbb{R}^n$,

$$G(x) = -\log T(0, \{x\})$$

where $T(0, \{x\})$ is defined in (9). Thus $G(x)$ in (14) is well defined, and

$$G^*(B) = \max_{x \in B} -\log T(0, \{x\}) = -\log \min_{x \in B} T(0, \{x\}) = -\log T(0, B)$$

clearly satisfies the independence properties of a Gumbel process. Finally,

$$\mathbb{P}(G^*(B) \leq g) = \mathbb{P}(T(0, B) \geq \exp(-g)) = \exp(-Q(B) \exp(-g)),$$

finishes the proof. □

Algorithm 3 A Gumbel process with finite measure Q

Initialize $G(x) = -\infty$ everywhere on \mathbb{R}^n .
 $(\Omega, G_0, i) = (\mathbb{R}^n, \infty, 1)$
while $Q(\Omega) > 0$ **do**
 $G_i \sim \text{TruncGumbel}(\log Q(\Omega), G_{i-1})$
 $X_i \sim Q(\cdot \cap \Omega)/Q(\Omega)$
 $G(X_i) = G_i$ #reassign $G(x)$ at X_i to G_i
 $\Omega = \Omega - \{X_i\}$
 $i = i + 1$
end while

Gumbel processes simulated with construction (14) inherit many important properties from exponential races. The maximum of such a Gumbel process is achieved at a sample from its measure Q (Theorem 8). If Q, P are finite nonzero measures on \mathbb{R}^n with densities g, f satisfying the conditions of the Perturbation Lemma and $G(x)$ is a Gumbel process with measure Q , then

$$\log f(x) - \log g(x) + G(x) \tag{15}$$

is a Gumbel process with measure P . This is the generalization of the perturbation operation (13) and finding its maximum would correspond to a generalized Gumbel-Max trick. Most of the results in the chapter by Hazan and Jaakkola of this book are also naturally generalized by $G(x)$.

$G(x)$ is an strange function for continuous measures — it is not possible to determine within finite time whether any points arrive at a particular x . Instead it is a function that is $-\infty$ everywhere except at countably many locations, which can be visited in the rank order of their values. Algorithm 3 is a procedure for instantiating $G(x)$. It requires simulating $G \sim \text{TruncGumbel}(\log Q(\Omega), b)$, which is Gumbel random variable with location $\log Q(\Omega)$ whose domain is truncated to $(-\infty, b]$. We can see how to simulate truncated Gumbels efficiently by relating them to the exponential distribution; for $x > 0$ a bit of manipulation reveals that

$$\mathbb{P}(\exp(-G) - \exp(-b) > x) = \exp(-Q(\Omega)x).$$

Thus, Algorithm 3 is just Algorithm 2 in disguise where partial sums of exponentials are -log transformed to produce chains of truncated Gumbels. The algorithms given in Maddison et al. [2014] that construct $G(x)$ can be understood as lazily generating an exponential race over a space partitioning tree. Just as with exponential races, we have flexibility in how we realize $G(x)$ so long as we respect the constraints of the process.

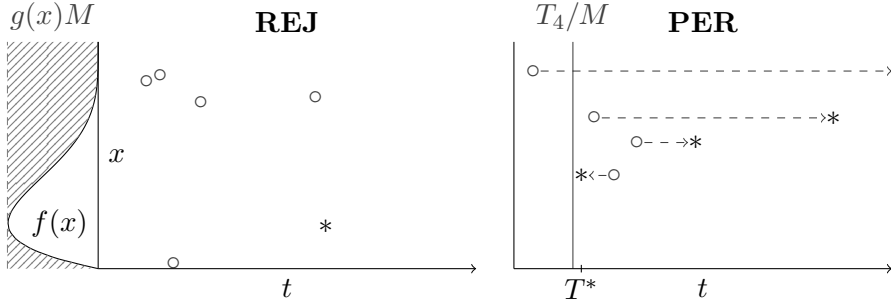


Figure 3: Procedures **REJ** and **PER** on points of a Q exponential race on $\mathbb{R}^+ \times [0, 1]$. Distributions Q and P are represented on the left hand side as densities over the x axis. \circ are arrivals of the Q process, $*$ of the P process. For **REJ** the process is shown until the first acceptance. For **PER** the process is shown just before the first acceptance, dashed lines represent the perturbation, the T_4/M line is the lower bound on all future arrivals of the P process, T^* is an upper bound and the time of the first arrival at X^* .

5 Monte Carlo methods that use bounds

5.1 Rejection sampling

In this section we apply the theory developed in the previous sections to justify the correctness of two Monte Carlo methods, A^* sampling [Maddison et al., 2014] and OS^* [Dymetman et al., 2012]. These methods have been introduced separately in the literature, so for more information we refer readers to the original papers.

Our goal is to draw a sample from the probability distribution proportional to some measure P with density $f(x)$ with respect to μ . If we can find a tractable proposal distribution proportional to a measure Q with density $g(x)$ (with respect to μ), then, as long as the ratio $f(x)/g(x)$ is bounded by M , we can apply the Accept-Reject or Perturbation Lemma. Rejection sampling is arguably the most classic Monte Carlo method that uses bound information, **REJ** for short.

1. Propose $X \sim Q(\cdot)/Q(\mathbb{R}^n)$.
2. Sample $U \sim \text{Uniform}$. If $U \leq f(X)/(g(X)M)$, return X , else go to 1.

The procedure is normally justified by noticing that it samples uniformly from the region under the graph of $f(x)$ by rejecting points that fall between $g(x)M$ and $f(x)$, see the left hand graph on Figure 3 for an intuition. The acceptance decision also corresponds exactly to the thinning decision that was analyzed in the Accept-Reject Lemma. We can interpret this procedure as generating the arrival locations of an exponential race with measure QM

until the first arrival of an exponential race for P is determined. The Perturbation Lemma has a corresponding procedure **PER**, shown on the right hand side of Figure 3,

1. Start with $T^* = \infty$ and first arrival time $T \sim \text{Exponential}(Q(\mathbb{R}^n))$.
2. Propose $X \sim Q(\cdot)/Q(\mathbb{R}^n)$ and interarrival time $E \sim \text{Exponential}(Q(\mathbb{R}^n))$.
3. If $T^* > Tg(X)/f(X)$, $T^* = Tg(X)/f(X)$ and $X^* = X$.
4. If $T^* \leq (T + E)/M$, return X^* , else advance $T = T + E$ and go to 2.

In this procedure the values of (T, X) iterate in order through the arrivals of an exponential race with measure Q . $T + E$ is the arrival time of the next point in the Q process. The perturbed times $Tg(X)/f(X)$ will form a P process, but are not necessarily in order. (T^*, X^*) are variables that track the earliest perturbed arrival so far, so T^* is an upper bound on the eventual first arrival time. M bounds the contribution of the perturbation, so $(T + E)/M$ is a lower bound on the remaining perturbed arrivals. When T^* and $(T + E)/M$ cross, (T^*, X^*) is guaranteed to be the first arrival of the P process. Thus X^* is a sample from P .

At first blush it seems that the two procedures should have different runtimes. Rejection sampling is obviously memoryless, and it seems wasteful — no information accumulates. The perturbation sampling termination condition depends on the history of generated arrival times and the earliest arrival so far is tracked. Instead, it turns out that both algorithms have the same memoryless distribution over the number of proposals considered.

Lemma 12. *Let $K(\mathbf{REJ})$ and $K(\mathbf{PER})$ be the number of proposals considered by the rejection and perturbation sampling procedures. Then*

$$\mathbb{P}(K(\mathbf{REJ}) > k) = \mathbb{P}(K(\mathbf{PER}) > k) = (1 - \rho)^k \text{ with } \rho = \frac{P(\mathbb{R}^n)}{Q(\mathbb{R}^n)M}.$$

This is the distribution of a geometric random variable, which is memoryless.

Proof. The probability of accepting a proposal at any iteration of **REJ** is

$$\int \frac{f(x)}{g(x)M} \frac{g(x)}{Q(\mathbb{R}^n)} \mu(dx) = \rho.$$

Each decision is independent so $K(\mathbf{REJ})$ is a geometric random variable.

For **PER**, the situation is complicated by the the history of the arrival times. Let $\{(T_i, X_i)\}_{i=1}^\infty$ be the ordered enumeration of values that (T, X) take on in **PER**. It exceeds k iterations if $T_i g(X_i)/f(X_i) > T_{k+1}/M$ for all $i \leq k$. Because the X_i are independent,

$$\mathbb{P}(K(\mathbf{PER}) > k \mid \{T_i = t_i\}_{i=1}^{k+1}) = \prod_{i=1}^k \mathbb{P}(t_i/t_{k+1} > f(X)/(g(X)M)),$$

where $X \sim Q(\cdot)/Q(\mathbb{R}^n)$. Given $T_{k+1} = t_{k+1}$ the T_i for $i \leq k$ are independently uniformly distributed in $(0, t_{k+1})$ by Lemma 5. Thus T_i/T_{k+1} are independent uniform random variables in $(0, 1)$, and

$$\mathbb{P}(K(\mathbf{PER}) > k) = \prod_{i=1}^k \mathbb{P}(U > f(X)/(g(X)M)) = (1 - \rho)^k$$

finishes the proof. \square

Lemma 12 will be useful for bounding the runtime of operations on the perturbed representation. Still, it is disappointing, because it suggests that reasoning about perturbations is as inefficient as discarding proposals. The problem is fundamentally that information carried in the bound M about the discrepancy between Q and P is static throughout the execution of both procedures. Considering a contrived scenario illustrates this point; suppose that for every failed proposal we are given a tighter bound $M_{i+1} < M_i$ from some oracle. Then, the probability of this oracle rejection sampling exceeding k proposals is

$$\mathbb{P}(K(\mathbf{OREJ}) > k) = \prod_i^k (1 - \rho_i) \text{ where } \rho_i = P(\mathbb{R}^n)/(Q(R^n)M_i).$$

On the other hand, the probability of this oracle perturbation sampling exceeding k proposals is

$$\mathbb{P}(K(\mathbf{OPER}) > k) = \prod_{i=1}^k \mathbb{P}(U > f(X)/(g(X)M_k)) = (1 - \rho_k)^k,$$

or the probability of rejecting k proposals *as if* the M_k th bound was known all along. By tracking the earliest arrival so far **OPER** makes efficient use of new bound information, effectively reevaluating all points in constant time.

Instead we consider Monte Carlo methods where this issue of static bounds does not apply: A* sampling and OS* recursively partition space and accumulate information in the form of regional bounds. Both algorithms iteratively refine partitions $\{B_i\}_{i=1}^n$ of \mathbb{R}^n , compute volumes $Q(B_i)$, sample from $Q(\cdot \cap B_i)/Q(B_i)$, and compute bounds $M(B_i)$ on $f(x)/g(x)$ on B_i . Even for tractable measures Q it will be prohibitively expensive to consider any possible B_i , so a user must implicitly specify a nice family \mathcal{F} of subsets that is closed under a user-specified partitioning function $\text{split}(B, x)$. Hyperrectangles are a simple example. So, the user must provide four arguments.

1. finite nonzero measure P with a method for computing the density $f(x)$.
2. finite nonzero proposal measure Q with methods for sampling restricted to $B \in \mathcal{F}$, computing measures of $B \in \mathcal{F}$, and computing the density $g(x)$.

Algorithm 4 OS* adaptive rejection sampling for P with proposal Q

```
 $\mathcal{P} = \{\mathbb{R}^n\}$ 
for  $i = 1$  to  $\infty$  do
   $B \sim \mathbb{P}(B) \propto Q(B)M(B)$  for  $B \in \mathcal{P}$ 
   $X_i \sim Q(\cdot \cap B)/Q(B)$ 
   $U \sim \text{Uniform}[0, 1]$ 
  if  $U < f(X_i)/(g(X_i)M(B))$  then
    return  $X_i$ 
  else
     $\mathcal{C} = \text{split}(B, X_i)$ 
     $\mathcal{P} = \mathcal{P} - \{B\} + \mathcal{C}$ 
  end if
end for
```

3. partitioning set function $\text{split}(B, x) \subseteq \mathcal{F}$ for $B \in \mathcal{F}$ that partitions B .
4. bounding set function $M(B)$ for $B \in \mathcal{F}$, $M(B) > f(x)/g(x)$ for $x \in B$.

The split function can be random or deterministic and we assume $B \subseteq B'$ implies $M(B) \leq M(B')$. As with **REJ** and **PER** the only distinguishing feature is how the information is used — when written in a programming language the function headers are distinguished only by name. In this case the perturbations are more efficient to reason about.

5.2 OS* adaptive rejection sampling

Accept-reject decisions are independent, so rejection sampling is valid for any sequence of distributions Q_i so long as $f(x)/g_i(x)$ is bounded and the rejection rate is not growing too quickly [Casella et al., 2004]. The family of adaptive rejection sampling algorithms use the history of rejected proposals to adapt the proposal distribution. The name adaptive rejection sampling (ARS) is normally reserved for a variant that assumes $\log f(x)$ is concave [Gilks and Wild, 1992], but other variants are possible. ARS adaptively constructs a piecewise linear upper bound on $\log f(x)$ from derivatives $d \log f(x)/dx$ at rejected proposal points. **OS*** is a variant that adapts regional bounds over a partition of space.

OS* iteratively refines a partition $\mathcal{P} = \{B_i\}_{i=1}^m$ of space and tightens the proposal on B_i to $g(x)M(B_i)$ for each rejected point. There is a choice of when to refine and which subset B_i to refine, but for simplicity we consider a standard form in Algorithm 4. **OS*** begins with the proposal density $g(x)$ of rejection sampling and a partition $\mathcal{P} = \{\mathbb{R}^n\}$. At every iteration it samples from the proposal with density $\sum_{B \in \mathcal{P}} g(x)M(B)$ in a two step procedure, sampling a subset $B \in \mathcal{P}$ with probability proportional to $Q(B)M(B)$ then sampling a proposal point X from the distribution with density $g(x)$ restricted to B . If X

is rejected, then B is refined with the user specified $\text{split}(B, X)$ that returns a partition of B .

Theorem 13 (Correctness of OS^*). *Let $K(\text{OS}^*)$ be the number of proposal samples considered before termination. Then*

$$\mathbb{P}(K(\text{OS}^*) > k) \leq (1 - \rho)^k \text{ where } \rho = \frac{P(\mathbb{R}^n)}{Q(\mathbb{R}^n)M(\mathbb{R}^n)}$$

and upon termination the return values (T, X) of adaptive rejection sampling are independent and

$$X \sim \frac{P(\cdot)}{P(\mathbb{R}^n)}$$

Proof. The rejection rate at every iteration is bounded by the rejection rate of **REJ** in Lemma 12 giving us the first result. Second, the density of proposals with respect to μ is $\sum_{B \in \mathcal{P}} g(x)1_B(x)M(B) \geq f(x)$. Thus by the Accept-Reject Lemma, when OS^* terminates the return value is the location first arrival of an exponential race with measure P . \square

5.3 \mathbf{A}^* sampling

In Maddison et al. [2014] \mathbf{A}^* sampling, \mathbf{A}^* for short, is defined as a branch and bound routine that maximizes a perturbed Gumbel process. We define \mathbf{A}^* over an exponential race for the sake of consistency, but usually it is better to work with a Gumbel process to avoid underflow issues.

\mathbf{A}^* follows **PER** in principle. \mathbf{A}^* also maintains upper and lower bounds on the first arrival of an exponential race and terminates when it can prove that the earliest arrival so far is the first arrival of the P process. See Algorithm 5. The difference is that \mathbf{A}^* performs a selective search over a space partitioning tree. The search is a branch and bound routine over the tree determined by $\text{split}(B, x)$. Each node i of the tree is associated with a subset B_i and an arrival (T_i, X_i) . \mathbf{A}^* progressively expands a set of visited nodes, organized in an upper bound min heap, by selecting from fringe nodes, organized in a lower bound min heap. Comparison operators on heaps compare priorities, which are the first dimension heap elements. At the start of iteration k , nodes on the lower bound heap $\mathcal{L} = \{(T_i/M(B_i), B_i)\}_{i=k}^m$ consist of sets B_i that form partition of \mathbb{R}^n prioritized by $T_i/M(B_i)$. T_i is the next arrival time of the Q process in B_i and $M(B_i)^{-1}$ bounds the perturbation $g(x)/f(x)$ making $T_i/M(B_i)$ a lower bound on the P process in B_i . The upper bound heap $\mathcal{U} = \{(T_i g(X_i)/f(X_i), X_i)\}_{i=1}^{k-1}$ consists of all of the perturbed arrival times so far prioritized by $T_i g(X_i)/f(X_i)$. Because of the perturbation \mathcal{U} does not necessarily contain the first arrival of the P process. Instead $\min \mathcal{U}$ is an upper bound.

At the start of an iteration \mathbf{A}^* removes and visits the top element $(T_k/M(B_k), B_k)$ of \mathcal{L} . The name \mathbf{A}^* sampling is a reference to \mathbf{A}^* search [Hart et al., 1968], which uses a

Algorithm 5 A* sampling for P with proposal Q

```
 $\mathcal{L}, \mathcal{U} = \text{minHeap}(), \text{minHeap}()$ 
 $T_1 \sim \text{Exponential}(Q(\mathbb{R}^n))$ 
 $\mathcal{L}.\text{pushWithPriority}(T_1/M(\mathbb{R}^n), \mathbb{R}^n)$ 
for  $i = 1$  to  $\infty$  do
   $(T_i/M(B_i), B_i) = \mathcal{L}.\text{pop}()$ 
   $X_i \sim Q(\cdot \cap B)/Q(B_i)$ 
   $\mathcal{U}.\text{pushWithPriority}(T_i g(X_i)/f(X_i), X_i)$ 
   $E \sim \text{Exponential}(Q(B_i))$ 
   $T = T_i + E$ 
  if  $\min \mathcal{U} > \min(\min \mathcal{L}, T/M(B_i))$  then
     $\mathcal{C} = \text{split}(B_i, X_i)$ 
    while  $\mathcal{C} \neq \emptyset$  do
       $C \sim \mathbb{P}(C) \propto Q(C)$  for  $C \in \mathcal{C}$ 
       $\mathcal{L}.\text{pushWithPriority}(T/M(C), C)$ 
       $\mathcal{C} = \mathcal{C} - \{C\}$ 
       $E \sim \text{Exponential}(\sum_{C \in \mathcal{C}} Q(C))$ 
       $T = T + E$ 
    end while
  else
     $\mathcal{L}.\text{pushWithPriority}(T/M(B_i), B_i)$ 
  end if
  if  $\min \mathcal{U} \leq \min \mathcal{L}$  then
    return  $\mathcal{U}.\text{pop}()$ 
  end if
end for
```

best-first criteria for selecting from heuristics values on the fringe. Visiting a node begins by realizing the location X_k of its next arrival and pushing $(T_k g(X_k)/f(X_k), X_k)$ onto \mathcal{U} . The next arrival time $T > T_k$ in B_k of the Q is realized and the termination condition is checked. If termination succeeds, we go to the end of the loop and return the top element of \mathcal{U} . Otherwise, B_k is split into a partition of children. Arrival times for each of the children are assigned respecting the constraints of an exponential race in B_k . Each child C is pushed onto \mathcal{L} with its lower bound $T/M(C)$ and \mathbf{A}^* continues searching. When $\min \mathcal{U} \leq \min \mathcal{L}$, the top element of \mathcal{U} is guaranteed to be the first arrival.

Theorem 14 (Correctness of \mathbf{A}^* sampling). *Let $K(\mathbf{A}^*)$ be the number of proposal samples considered before termination. Then*

$$\mathbb{P}(K(\mathbf{A}^*) > k) \leq (1 - \rho)^k \text{ where } \rho = \frac{P(\mathbb{R}^n)}{Q(\mathbb{R}^n)M(\mathbb{R}^n)}$$

and upon termination the return values (T, X) of \mathbf{A}^* sampling are independent and

$$X \sim \frac{P(\cdot)}{P(\mathbb{R}^n)} \text{ and } T \sim \text{Exponential}(P(\mathbb{R}^n))$$

Proof. Adapted from [Maddison et al., 2014]. The proposals are generated lazily in a space partitioning tree. If $\{(T_i, X_i)\}_{i=1}^\infty$ are the arrivals at every node of the infinite tree sorted by increasing T_i , then (T_i, X_i) forms a Q exponential race.

For the termination result, each node can be associated with a subset B_i and a lower bound $T_i/M(B_i)$. One of the nodes will contain the first arrival of the perturbed process with arrival time T^* . \mathbf{A}^* visits at least every node with $T_i/M(B_i) > T^*$. If $M(B)$ is replaced with a constant $M(\mathbb{R}^n)$, then this can only increase the number of visited nodes. The last step is to realize that \mathbf{A}^* searching over a tree with constant bounds $M(\mathbb{R}^n)$ searches in order of increasing T_i , and so corresponds to a realization of **PER**. The distribution of runtimes of **PER** is given in Lemma 12.

For partial correctness, let (T, X) be the return values from the top of the upper bound heap \mathcal{U} . The arrival time of unrealized arrivals is bounded by the lower bound heap \mathcal{L} . At termination T is less than the top of the lower bound heap. So no unrealized points will arrive before (T, X) . By Lemma 10 (T, X) is the first arrival of an exponential race with measure P . \square

The upper bound heap can be replaced with variables (T^*, X^*) that just track the earliest perturbed arrival so far; if termination succeeds before splitting B_k there is no need to push B_k back onto \mathcal{L} . The reason \mathbf{A}^* is written this way is that it can conveniently be turned into an iterator by replacing **return** with **yield**. The iterator version maintains the state of the search and returns the next arrival of the P process every time it is called.

5.4 Comparing \mathbf{A}^* sampling and \mathbf{OS}^*

\mathbf{A}^* and \mathbf{OS}^* are closely related algorithms, distinguished by their search strategies and termination conditions. Still, the equivalence of **REJ** and **PER** should serve as a cautionary tale and a rigorous theory is needed to confirm exactly the sense in which \mathbf{A}^* and \mathbf{OS}^* differ. For \mathbf{A}^* and \mathbf{OS}^* to give practical benefits over rejection sampling it has to be the case that bounds $M(B)$ shrink as the volume of B shrinks. When this is true the cost of running \mathbf{A}^* and \mathbf{OS}^* will be dominated by computing the ratio of densities $f(x)/g(x)$ and computing bounds $M(B)$. Because the number of bound computations is within a factor of 2 of the number of density computations, number of evaluations of $f(x)/g(x)$ (equivalently number of proposals) is a good estimate of complexity. We have no rigorous proof comparing their runtimes, and instead present Table 1 of experimental evidence that \mathbf{A}^* makes more efficient use of density computations across three different problems. The dominance of \mathbf{A}^* in experiments is significant, because it has access to the same information as \mathbf{OS}^* . For each problem the full descriptions of P , Q , $M(B)$, and $\text{split}(B, x)$ are found in the Appendix. We refer readers to Maddison et al. [2014] more detailed experiments.

| P | Q | Ω | N | $\bar{K}(\mathbf{OS}^*)$ | $\bar{K}(\mathbf{A}^*)$ |
|-----------------------------|---------|------------------|------|--------------------------|-------------------------|
| clutter posterior | prior | \mathbb{R} | 6 | 9.34 | 7.56 |
| clutter posterior | prior | \mathbb{R}^2 | 6 | 38.3 | 33.0 |
| clutter posterior | prior | \mathbb{R}^3 | 6 | 130 | 115 |
| robust Bayesian regression | prior | \mathbb{R} | 10 | 9.36 | 6.77 |
| robust Bayesian regression | prior | \mathbb{R} | 100 | 40.6 | 32.2 |
| robust Bayesian regression | prior | \mathbb{R} | 1000 | 180 | 152 |
| fully connected Ising model | uniform | $\{-1, 1\}^5$ | - | 4.37 | 3.50 |
| fully connected Ising model | uniform | $\{-1, 1\}^{10}$ | - | 19.8 | 15.8 |

Table 1: Comparing \mathbf{A}^* and \mathbf{OS}^* . Clutter and robust Bayesian regression are adapted from [Maddison et al., 2014] and the Ising model from [Kim et al., 2016]. Ω is the support of the distribution; N is the number of data points; and $\bar{K}(\mathbf{OS}^*)$ and $\bar{K}(\mathbf{A}^*)$ are averaged over 1000 runs. More information in the Appendix.

6 Conclusion

Reasoning with perturbations and bounds does not solve the problem of sampling from high dimensional distributions. There are simple examples where bounds become uninformative in high dimensions, such as sampling from the uniform hypersphere when using hyperrectangular search subsets. Still, there are directions for future research. It is natural to think about continuous analogs of work done on discrete spaces [Papandreou and Yuille, 2011, Tarlow et al., 2012, Hazan et al., 2013, Chen and Ghahramani, 2015] where exactness is abandoned in favour of more efficient computation. Can the continuous Gumbel process be useful as an object for studying approximate Monte Carlo methods for continuous distributions? We hope this work is a starting point for exploring that question. Another direction would be to consider taking advantage of conditional independence structure to perform more intelligent search, hopefully helping the method scale to larger dimensions. Finally, as Kim et al. [2016] showed, heuristic search strategies can significantly speed up the search.

The study of Poisson processes is largely motivated by their application to natural phenomenon with Monte Carlo methods developed specifically for them. This chapter turns that relationship on its head, using the results of Poisson process theory to better understand Monte Carlo methods. We hope that highlighting exponential races and Gumbel processes as computational objects of interest stimulates research into their applications.

Acknowledgements

We would like to thank Daniel Tarlow and Tom Minka for the ideas, discussions, and support throughout this project and Tamir Hazan for helping organize. We thank Jacob Steinhardt for a wealth of useful suggestions on the writing.

Appendix: Experiment details

Clutter posterior

This example is taken exactly from Maddison et al. [2014]. The clutter problem [Minka, 2001] is to estimate the mean $\theta \in \mathbb{R}^n$ of a Normal distribution under the assumption that some points are outliers. The task is to sample from the posterior P over w of some empirical sample $\{(x_i)\}_{i=1}^N$.

$$f_i(\theta) = \frac{0.5 \exp(-0.5\|\theta - x_i\|^2)}{(2\pi)^{n/2}} + \frac{0.5 \exp(-0.5\|x_i\|^2/100^2)}{100^n(2\pi)^{n/2}}$$
$$\log g(\theta) = -\frac{\|\theta\|^2}{8} \quad \log f(\theta) = \log g(\theta) + \sum_{i=1}^N \log f_i(\theta)$$
$$(a, b] = \{y : a_d < y_d \leq b_d\} \text{ for } a, b \in \mathbb{R}^n$$
$$M((a, b]) = \prod_{i=1}^N f_i(x^*(a, b, x_i)) \quad x^*(a, b, x)_d = \begin{cases} a_d & \text{if } x_d < a_d \\ b_d & \text{if } x_d > b_d \\ x_d & \text{o.w.} \end{cases}$$
$$\text{split}((a, b], x) = \{(a, b] \cap \{y : y_s \leq x_s\}, (a, b] \cap \{y : y_s > x_s\}\}$$
$$\text{where } s = \operatorname{argmax}_d b_d - a_d$$

Our dataset was 6 points $x_i \in \mathbb{R}^n$ of the form $x_i = (a_i, a_i, \dots, a_i)$ for $a_i \in \{-5, -4, -3, 3, 4, 5\}$.

Robust Bayesian regression

This example is an adaption from Maddison et al. [2014] with looser bounds. The model is a robust linear regression $y_i = wx_i + \epsilon_i$ where the noise ϵ_i is distributed as a standard Cauchy and w is a standard Normal. The task is to sample from the posterior P over w

of some empirical sample $\{(x_i, y_i)\}_{i=1}^N$.

$$\log g(w) = -\frac{w^2}{8}$$

$$\log f(w) = \log g(w) - \sum_{i=1}^N \log(1 + (wx_i - y_i)^2)$$

$$M((a, b)) = \prod_{i=1}^N M_i((a, b)) \quad M_i((a, b)) = \begin{cases} \exp(a) & \text{if } y_i/x_i < a \\ \exp(b) & \text{if } y_i/x_i > b \\ \exp(y_i/x_i) & \text{o.w.} \end{cases}$$

$$\text{split}((a, b), x) = \{(a, x], (x, b)\}$$

The dataset was generated by setting $w^* = 2$; $x_i \sim \text{Normal}(0, 1)$ and $y_i = wx_i + \epsilon$ with $\epsilon \sim \text{Normal}(0, 0.1^2)$ for $i \leq N/2$; and $x_i = x_{i-N/2}$ and $y_i = -y_{i-N/2}$ for $i > N/2$.

Attractive fully connected Ising model

This is an adaptation of Kim et al. [2016]. The attractive fully connected Ising model is a distribution over $x \in \{-1, 1\}^n$ described by parameters $w_{ij} \sim \text{Uniform}[0, 0.2]$ and $f_i \sim \text{Uniform}[-1, 1]$.

$$\log g(x) = 0$$

$$\log f(x) = \sum_i f_i x_i + \sum_{i < j \leq n} w_{ij} x_i x_j$$

We considered subsets of the form $B = \{x : x_i = b_i, i \in I\}$ where $I \subseteq \{1, \dots, n\}$ and $b_i \in \{0, 1\}$. We split on one of the unspecified variables x_i by taking variable whose linear program relaxation was closest to 0.5.

$$\text{split}(B, x) = \{B \cap \{x : x_i = 0\}, B \cap \{x : x_i = 1\}\}$$

$\log M(B)$ is computed by solving a linear program relaxation for the following type of integer program. Let $b_i \in \{0, 1\}$ for $1 \leq i \leq n$ and $b_{ijkl} \in \{0, 1\}$ for $1 \leq i < j \leq n$ and $k, l \in \{0, 1\}$.

$$\min_x \sum_i -f_i b_i + f_i(1 - b_i) + \sum_{1 \leq i < j \leq n} \sum_{k, l \in \{0, 1\}} (-1)^{kl + (1-l)(1-k)} w_{ij} b_{ijkl}$$

subject to the constraints for $1 \leq i < j \leq n$,

$$\begin{aligned} \sum_{l \in \{0, 1\}} b_{ij0l} &= 1 - b_i & \sum_{k \in \{0, 1\}} b_{ijk0} &= 1 - b_j \\ \sum_{l \in \{0, 1\}} b_{ij1l} &= b_i & \sum_{k \in \{0, 1\}} b_{ijk1} &= b_j \end{aligned}$$

as the subsets B narrowed we just solved new linear programs with constants for the fixed variables.

References

- G. Casella, C. P. Robert, and M. T. Wells. *Generalized Accept-Reject sampling schemes*, volume Volume 45 of *Lecture Notes–Monograph Series*, pages 342–347. Institute of Mathematical Statistics, Beachwood, Ohio, USA, 2004. doi: 10.1214/lnms/1196285403. URL <http://dx.doi.org/10.1214/lnms/1196285403>.
- Y. Chen and Z. Ghahramani. Subsampling-Based Approximate Monte Carlo for Discrete Distributions. *ArXiv e-prints*, June 2015.
- M. Dymetman, G. Bouchard, and S. Carter. The OS* Algorithm: a Joint Approach to Exact Optimization and Sampling. *arXiv preprint arXiv:1207.0742*, 2012.
- W. R. Gilks and P. Wild. Adaptive rejection sampling for Gibbs sampling. *Applied Statistics*, pages 337–348, 1992.
- P. Hart, N. Nilsson, and B. Raphael. A formal basis for the heuristic determination of minimum cost paths. *Systems Science and Cybernetics, IEEE Transactions on*, 4(2): 100–107, July 1968. ISSN 0536-1567. doi: 10.1109/TSSC.1968.300136.
- T. Hazan, S. Maji, and T. Jaakkola. On Sampling from the Gibbs Distribution with Random Maximum A-Posteriori Perturbations. In *Advances in Neural Information Processing Systems 26*. 2013.
- C. Kim, A. Sabharwal, and S. Ermon. Exact Sampling with Integer Linear Programs and Random Perturbations. In *Proc. 30th AAAI Conference on Artificial Intelligence*, 2016.
- J. F. C. Kingman. *Poisson Processes*. Oxford University Press, 1992.
- P. A. W. Lewis and G. S. Shedler. Simulation of nonhomogeneous poisson processes by thinning. *Naval Research Logistics Quarterly*, 26(3):403–413, 1979. ISSN 1931-9193. doi: 10.1002/nav.3800260304. URL <http://dx.doi.org/10.1002/nav.3800260304>.
- C. J. Maddison, D. Tarlow, and T. Minka. A* Sampling. In *Advances in Neural Information Processing Systems 27*. 2014.
- T. P. Minka. Expectation propagation for approximate bayesian inference. In *Proceedings of the Seventeenth conference on Uncertainty in artificial intelligence*, pages 362–369. Morgan Kaufmann Publishers Inc., 2001.
- G. Papandreou and A. Yuille. Perturb-and-MAP Random Fields: Using Discrete Optimization to Learn and Sample from Energy Models. In *ICCV*, 2011.

- J. S. Rosenthal. *A first look at rigorous probability theory*. World Scientific, 2006.
- D. Tarlow, R. P. Adams, and R. S. Zemel. Randomized Optimum Models for Structured Prediction. In *AISTATS*, 2012.
- A. J. Walker. An efficient method for generating discrete random variables with general distributions. *ACM Transactions on Mathematical Software (TOMS)*, 3(3):253–256, 1977.