

# Centrality dependence of subthreshold $\phi$ meson production in Ni+Ni collisions at 1.9A GeV

K. Piasecki,<sup>1,\*</sup> Z. Tymiński,<sup>1,2</sup> N. Herrmann,<sup>3</sup> R. Averbeck,<sup>4</sup> A. Andronic,<sup>4</sup> V. Barret,<sup>5</sup> Z. Basrak,<sup>6</sup> N. Bastid,<sup>5</sup> M.L. Benabderrahmane,<sup>3</sup> M. Berger,<sup>7,8</sup> P. Buehler,<sup>9</sup> M. Cargnelli,<sup>9</sup> R. Čaplar,<sup>6</sup> E. Cordier,<sup>3</sup> P. Crochet,<sup>5</sup> O. Czerwiakowa,<sup>1</sup> I. Deppner,<sup>3</sup> P. Dupieux,<sup>5</sup> M. Dželalija,<sup>10</sup> L. Fabbietti,<sup>7,8</sup> Z. Fodor,<sup>11</sup> P. Gasik,<sup>1,7,8</sup> I. Gašparić,<sup>6</sup> Y. Grishkin,<sup>12</sup> O.N. Hartmann,<sup>4</sup> K.D. Hildenbrand,<sup>4</sup> B. Hong,<sup>13</sup> T.I. Kang,<sup>13</sup> J. Kecskemeti,<sup>11</sup> Y.J. Kim,<sup>4</sup> M. Kirejczyk,<sup>1,2</sup> M. Kiš,<sup>4,6</sup> P. Koczon,<sup>4</sup> M. Korolija,<sup>6</sup> R. Kotte,<sup>14</sup> A. Lebedev,<sup>12</sup> Y. Leifels,<sup>4</sup> A. Le Fèvre,<sup>4</sup> J.L. Liu,<sup>3,15</sup> X. Lopez,<sup>5</sup> A. Mangiarotti,<sup>3</sup> V. Manko,<sup>16</sup> J. Marton,<sup>9</sup> T. Matulewicz,<sup>1</sup> M. Merschmeyer,<sup>3</sup> R. Münzer,<sup>7,8</sup> D. Pelte,<sup>3</sup> M. Petrovici,<sup>17</sup> F. Rami,<sup>18</sup> A. Reischl,<sup>3</sup> W. Reisdorf,<sup>4</sup> M.S. Ryu,<sup>13</sup> P. Schmidt,<sup>9</sup> A. Schüttauf,<sup>4</sup> Z. Seres,<sup>11</sup> B. Sikora,<sup>1</sup> K.S. Sim,<sup>13</sup> V. Simion,<sup>17</sup> K. Siwek-Wilczyńska,<sup>1</sup> V. Smolyankin,<sup>12</sup> G. Stoicea,<sup>17</sup> K. Suzuki,<sup>9</sup> P. Wagner,<sup>18</sup> I. Weber,<sup>10</sup> E. Widmann,<sup>9</sup> K. Wiśniewski,<sup>1,3</sup> Z.G. Xiao,<sup>19</sup> H.S. Xu,<sup>20</sup> I. Yushmanov,<sup>16</sup> Y. Zhang,<sup>20</sup> A. Zhilin,<sup>12</sup> V. Zinyuk,<sup>3</sup> and J. Zmeskal<sup>9</sup>

(FOPI Collaboration)

<sup>1</sup>*Institute of Experimental Physics, Faculty of Physics, University of Warsaw, Warsaw, Poland*

<sup>2</sup>*National Centre for Nuclear Research, Otwock, Poland*

<sup>3</sup>*Physikalisches Institut der Universität Heidelberg, Heidelberg, Germany*

<sup>4</sup>*GSI Helmholtzzentrum für Schwerionenforschung GmbH, Darmstadt, Germany*

<sup>5</sup>*Laboratoire de Physique Corpusculaire, IN2P3/CNRS, and Université Blaise Pascal, Clermont-Ferrand, France*

<sup>6</sup>*Ruđer Bošković Institute, Zagreb, Croatia*

<sup>7</sup>*Excellence Cluster Universe, Technische Universität München, Garching, Germany*

<sup>8</sup>*E12, Physik Department, Technische Universität München, Garching, Germany*

<sup>9</sup>*Stefan-Meyer-Institut für subatomare Physik, Österreichische Akademie der Wissenschaften, Wien, Austria*

<sup>10</sup>*University of Split, Split, Croatia*

<sup>11</sup>*Wigner RCP, RMKI, Budapest, Hungary*

<sup>12</sup>*Institute for Theoretical and Experimental Physics, Moscow, Russia*

<sup>13</sup>*Korea University, Seoul, Korea*

<sup>14</sup>*Institut für Strahlenphysik, Helmholtz-Zentrum Dresden-Rossendorf, Dresden, Germany*

<sup>15</sup>*Harbin Institute of Technology, Harbin, China*

<sup>16</sup>*National Research Centre "Kurchatov Institute", Moscow, Russia*

<sup>17</sup>*Institute for Nuclear Physics and Engineering, Bucharest, Romania*

<sup>18</sup>*Institut Pluridisciplinaire Hubert Curien and Université de Strasbourg, Strasbourg, France*

<sup>19</sup>*Department of Physics, Tsinghua University, Beijing 100084, China*

<sup>20</sup>*Institute of Modern Physics, Chinese Academy of Sciences, Lanzhou, China*

(Dated: December 3, 2024)

We analysed the  $\phi$  meson production in central Ni+Ni collisions at the beam kinetic energy of 1.93A GeV with the FOPI spectrometer and found the production probability per event of  $[8.6 \pm 0.9 \text{ (stat)} \pm 1.5 \text{ (syst)}] \times 10^{-4}$ . This new data point allows for the first time to inspect the centrality dependence of the subthreshold  $\phi$  meson production in heavy-ion collisions. The rise of  $\phi$  meson multiplicity per event with mean number of participants can be parameterized by the power function with exponent  $\alpha = 1.7 \pm 0.5$ . The ratio of  $\phi$  to  $K^-$  production yields seems not to depend within the experimental uncertainties on the collision centrality, and the average of measured values was found to be  $0.37 \pm 0.05$ .

PACS numbers: 25.75.Dw, 13.60.Le

## I. INTRODUCTION

The  $\phi$  meson is a particularly interesting hadron for a variety of reasons. It is a non-strange particle composed of a  $s\bar{s}$  pair of quarks, and is characterized by the narrow Breit-Wigner mass distribution centered at  $m_\phi = 1.0195 \text{ GeV}/c^2$ , and decay width  $\Gamma = 4.27 \text{ MeV}$  [1]. Its suppressed decay modes have accompanied the dis-

covery of the Okubo-Zweig-Iizuka (OZI) rule [2]. An enhancement of its production in the ultra-relativistic heavy-ion (AA) collisions has been interpreted as the result of fragmentation of gluons into  $q\bar{q}$  pairs in the Quark-Gluon Plasma [3]. Calculations in the frame of the transport BUU code suggest that  $\phi$  mesons from the heavy-ion collisions at energies below threshold in a free nucleon-nucleon (NN) collision may be produced on average even earlier than kaons, and due to relatively weak absorption and rescattering cross sections, a majority of  $\phi$ 's may survive the collision. Therefore,  $\phi$  mesons may be a good probe of earlier stages of the heavy-ion colli-

---

\*Electronic address: krzysztof.piasecki@fuw.edu.pl

sion [4].

In the proton-proton (pp) collisions, the ratio of  $\phi$  to  $\omega$  cross sections obtained near  $\phi$  meson threshold was found to violate the OZI rule by about an order of magnitude [5, 6]. Studies of near-threshold  $\phi$  meson production in pA collisions revealed the target mass dependence of  $A^{0.56(3)}$  [7], and pointed to the momentum-dependent widening of the  $\phi$  width in the nuclear medium, from where the  $\phi$ N absorption cross section of about 15–20 mb was estimated [9].

In the domain of heavy-ion collisions data on the subthreshold  $\phi$  meson production is quite scarce. In the first measurement only  $23 \pm 7$  events were found in the  $K^+K^-$  channel and the reconstructed yield per event varied by the factor 4 depending on the value of temperature parameter of the  $\phi$  meson source assumed for the efficiency evaluation [10]. Recently, three samples of about 110–170  $\phi$  mesons were measured at quite similar values of the average number of participant nucleons ( $\langle A_{\text{part}} \rangle_b = 35\text{--}50$ ), and beam kinetic energies in the range of 1.75–1.9A GeV [11–13]. Production yields per triggered event were found to be  $2.5\text{--}4.5 \times 10^{-4}$ . Taking into account that the branching ratio equals  $\text{BR}(\phi \rightarrow K^+K^-) = 48.9\%$  [1], and comparing to the corresponding production yields of  $K^-$ , it was inferred that  $\phi$  mesons were the source of about 15–20 % of negatively charged kaons. A determination of the size of this contribution, and tracing its dependency on the beam energy and collision centrality is important in the context of the investigation of in-medium modifications of  $K^-$  mesons from their emission patterns [14–18]. As the mean decay path of  $\phi$  meson is 46 fm, it decays mostly outside the collision zone, and therefore the majority of daughter kaons are not produced in the medium. Phase space distribution of negative kaons is thus composed of two contributions, and the extraction procedure of the kaon potential inside the medium should take into account the side feeding from  $\phi$  meson decays.

In recent years there has been a considerable development on the side of transport models. Earlier calculations in the frame of the BUU code performed for the collisions of central Ni+Ni at 1.93A GeV, and Ru+Ru at 1.69A GeV favored the dominance of meson-baryon production channels ( $MB \rightarrow \phi B$ ,  $M = [\rho, \pi]$ ,  $B = [N, \Delta]$ ) [19]. However, further BUU calculations employing the new effective parameterization of the  $pN \rightarrow pN\phi$  channels ( $N = [p, n]$ ), performed for the central Ni (1.93A GeV) + Ni and semi-central Ar (1.756A GeV) + KCl collisions suggested the BB production channels to be of equal strength as MB. An interesting study of  $\phi$  meson production in Ca (1.76A GeV) + Ca collisions in the frame of the UrQMD model has been recently published [20]. Within this approach the decays of massive resonances [ $N^*(1990) \dots N^*(2250)$ ] have been pointed out as a dominant source of  $\phi$  mesons (cf. Fig. 6 therein). In both types of calculations the  $\phi/K^-$  ratio was predicted to be similar to the experimental findings in the Ar+KCl and Ni+Ni systems. The BUU model gave detailed pre-

dictions on the composition of production channels as a function of impact parameter, distribution of production times and kinematic variables, while the UrQMD calculations predicted a specific profile of the excitation function of  $\phi/K^-$  ratio with a maximum around the threshold energy, evolving around the AGS beam energy region into the constant, lower value. Thermal models also deliver predictions of the  $\phi$  meson production yields in an event. In Ref. [21] the  $\phi/\pi^+$  ratio is predicted to be centrality independent, and correlated only with the temperature of the system. Calculations of the  $\phi/K^-$  ratio shown in Fig. 13 of Ref. [11] predict the strong enhancement around the threshold, sensitive to the suppression of the volume in which the open strangeness is produced ( $R_C$  parameter).

However, there seems to be a strong disparity between the variety of predictions of subthreshold  $\phi$  meson production and the scarcity of available experimental data.

In our work we address this gap by analysing  $\phi$  mesons produced in the central Ni+Ni collisions at the beam kinetic energy of 1.93A GeV, and decaying in the dominant  $K^+K^-$  channel. While, as mentioned above, these mesons were already investigated within the similar centrality class, a relatively low number of  $4.7 \times 10^6$  acquired events in the experiment reported in [10] resulted in only  $23 \pm 7$  events attributed to  $\phi$  mesons. In the experiment described in this paper, about 17 times more events were acquired for the central trigger (defined in Sect. II), giving a good chance to measure  $\phi$  mesons at considerably better significance level.

As data on  $\phi$  meson production at 1.9A GeV was also published for the less central Ni+Ni collisions, as well as central Al+Al collisions, our investigation allows for the first time to gain insight into the centrality dependence of the subthreshold  $\phi$  meson production in heavy-ion collisions.

## II. EXPERIMENT

The S261 experiment was performed at the SIS–18 synchrotron in the GSI, Darmstadt.  $^{58}\text{Ni}$  ions were accelerated to the kinetic energy of 1.93A GeV, and were incident on the  $^{58}\text{Ni}$  target of the FOPI modular spectrometer with the average intensity of  $4\text{--}5 \times 10^5$  ions per spill. The target had thickness of 360 mg/cm<sup>2</sup> corresponding to 1.0% interaction probability.

The innermost detector of the FOPI setup is the Central Drift Chamber (CDC) covering the wide range of polar angles ( $27^\circ < \theta_{\text{lab}} < 113^\circ$ , [36]), and subdivided azimuthally into 16 identical sectors. The CDC was surrounded by the Time-of-Flight (ToF) detector named Plastic Scintillation Barrel (PSB), which covered the polar angles of  $26.5^\circ < \theta_{\text{lab}} < 56^\circ$ . Both detectors were mounted inside the magnet solenoid, which generated the field of 0.6 T. The Plastic scintillation Wall (PlaWa) was placed downstream of the CDC. More information on the geometry and performance of the FOPI apparatus can be

found in [22].

The on-line "central" trigger was based on the large number of hits in the PlaWa. After an additional off-line removal of events with vertex position outside the target, about  $79 \times 10^6$  events were selected, amounting to  $(22 \pm 1)\%$  of the total reaction cross-section. Assuming the sharp cut-off approximation between the total reaction cross section and maximum impact parameter, and the geometrical model of interpenetrating spheres, the number of participant nucleons averaged over the impact parameter was estimated to be  $\langle A_{\text{part}} \rangle_b = 74 \pm 2$ .

### III. DATA ANALYSIS

Charged particles passing through the CDC detector activate the nearest sense wires, interpreted within the data acquisition scheme as "hits". An off-line tracking routine collects them into "tracks", and reconstructs the emission angles and specific energy loss of particles. For these particles which additionally generate hits in the PSB detector, the ToF information is also obtained. A reconstruction of the collision vertex allows for the elimination events not originating from the target.

To preselect the tracks with good reconstruction quality, these composed of few hits were rejected. The tracks with too large distance of closest approach to the vertex were also eliminated. The candidates for  $K^+$  and  $K^-$  mesons were searched from the tracks matched with hits in the ToF barrel. For a good quality of matching, the extrapolation of the CDC track was required to pass close to the hit candidate in the PSB detector. To minimize the edge effects, the range of accepted polar angles was trimmed down to  $30^\circ < \theta_{\text{lab}} < 53^\circ$ , and  $K^+$  ( $K^-$ ) candidates were required to have the transverse momentum  $p_T$  of at least 0.18 (0.14) GeV/c. A motivation for these cuts will be also discussed in Sect. IV.

Within the basic identification technique of charged particles in FOPI the information from a drift chamber (here: the CDC) is used. A sign of electric charge is inferred from the direction of the track curvature on the transverse plane. Subsequently, the momentum and specific energy loss inside the chamber is substituted to the Bethe-Bloch formula, and the mass parameter is extracted (dubbed here  $m_{\text{CDC}}$ ). However, the resolution of the specific energy loss is too weak for the identification of kaons in a reasonable momentum range. Therefore, an additional identification technique is applied: the mass is reconstructed by substituting the momentum and velocity to the relativistic formula  $p = m\gamma v$ . The mass parameter obtained in this method is dubbed  $m_{\text{PSB}}$ . For the present analysis both methods were applied together. In order to reject most of the pion and baryon events, the gates were imposed on the abovementioned mass parameters, shown as dashed rectangles in Fig. 1.

$\phi$  mesons in the  $K^+K^-$  decay channel were investigated in the invariant mass ( $M_{\text{inv}}$ ) distribution of kaon pairs. As the resolutions of  $m_{\text{CDC}}$  and  $m_{\text{PSB}}$  distribu-

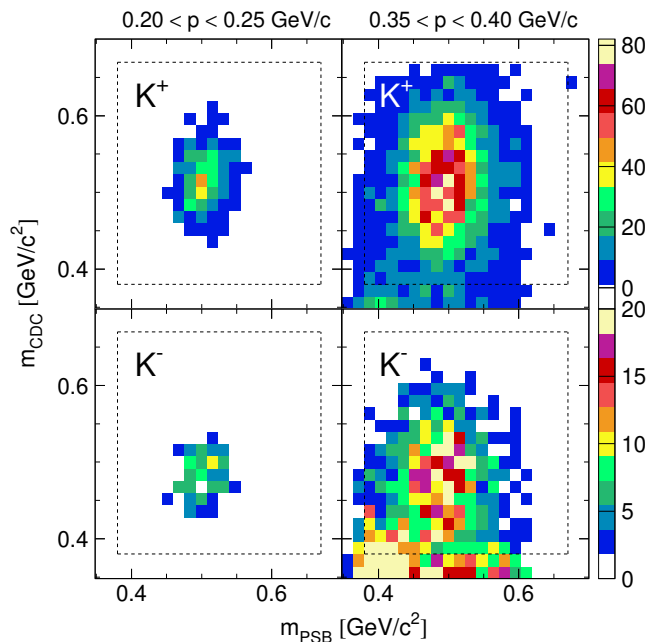


FIG. 1: (Color online) Identification of charged kaons on the two-dimensional map of FOPI mass parameters:  $m_{\text{CDC}}$  (obtained from CDC information) versus  $m_{\text{PSB}}$  (from combination of CDC-PSB data). Rectangles in dashed lines delineate the cuts imposed for the selection of  $K^+$  and  $K^-$  candidates.

tions in FOPI are well known to deteriorate with momentum, to limit the influence of particles with neighbouring masses (pions and protons), the maximum momentum was set to 0.65 GeV/c. In the FOPI analyses aiming at the selection of  $K^+$  and/or  $K^-$  using PSB, a reasonable level of signal to background (S/B) ratio was usually kept if particles were limited to lower maximum momenta: about 0.55 GeV/c for  $K^+$ , and 0.38 GeV/c for  $K^-$  [12, 13, 17, 23]. However, for the  $\phi$  meson reconstruction analysis an unambiguous selection of kaons is not so critical, as some admixture of misidentified particles is not expected to create a correlation around  $m_\phi$ . To minimize possible distortions arising for the kaon pair candidates with small relative angles, pairs were required not to intersect in the active region of the CDC. The background of uncorrelated pairs was reconstructed using the mixed events method, where  $K^+$  and  $K^-$  tracks from different events were matched. The events from where two kaons were paired had to be attributed to the same centrality class, determined by the multiplicity of tracks in the CDC. To prevent from smearing out of possible flow pattern of kaons by matching events with randomly oriented reaction planes, the parent events were rotated azimuthally to align these planes. Finally, the background was normalized to the true pair distribution in the region  $1.05 < M_{\text{inv}} < 1.18 \text{ GeV}/c^2$ .

The distribution of true and mixed pairs is shown in Fig. 2(a). The  $\phi$  meson signal obtained by the subtraction of background from the spectrum of true pairs is

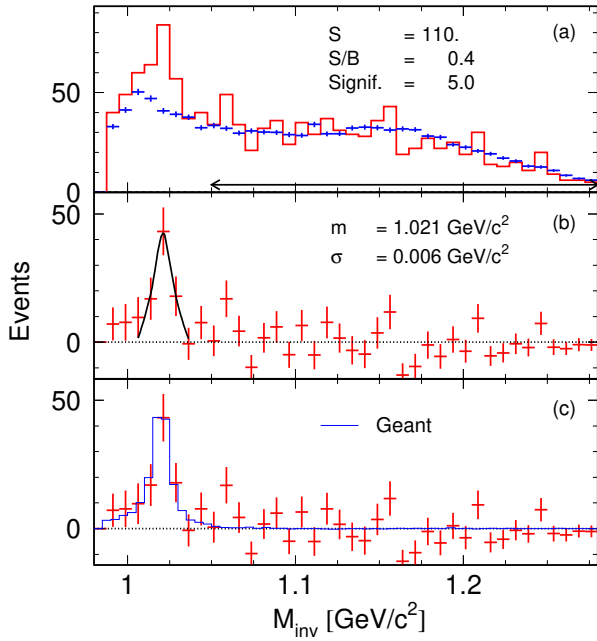


FIG. 2: (Color online) (a) Invariant mass plot of true (solid line), and mixed (scattered points)  $K^+K^-$  pairs. The normalisation window for the spectrum of mixed pairs is indicated with the arrow. (b)  $\phi$  meson signal obtained after the background subtraction. The solid curve shows the Gaussian distribution fitted within  $1.00 < M_{\text{inv}} < 1.04 \text{ GeV}/c^2$ . (c) A comparison of profiles of experimental (points) and simulated (solid line)  $\phi$  meson signals.

presented in panel (b) and exhibits some excess of counts in the region  $M_{\text{inv}} < 1.01 \text{ GeV}/c^2$ . To check if this excess is generated by true  $\phi$  meson events or if it is a side effect, the experimental signal was compared to the profile obtained in the simulation of  $\phi$  meson production and detection, shown by the solid line in Fig. 2(c). Here we only report the final result of this simulation, as it will be described in details further in Sect. IV. As both distributions exhibit the abovementioned excess, the  $\phi$  meson signal was interpreted as the total number of signal counts in the range  $0.98 < M_{\text{inv}} < 1.05 \text{ GeV}/c^2$ . Within the set of cuts described above, the number of identified  $\phi$  mesons was found to be 110. In addition, a Gaussian distribution was fitted to the signal in the range of  $1.00 < M_{\text{inv}} < 1.04 \text{ GeV}/c^2$ , yielding the  $\sigma$  parameter of  $6 \text{ MeV}/c^2$  (see Fig. 2(b)). The peak maximum was found to be  $1.0211(13) \text{ GeV}/c^2$ , about 1 standard deviation away from the nominal value in vacuum. Within the range of  $\pm 2\sigma$  the signal to background ratio was found to be 0.4, and the significance 5.0. The number of reconstructed  $\phi$  mesons and the other characteristics of  $M_{\text{inv}}$  distribution depend on the choice of cuts applied to the track quality parameters, mass parameters, maximum momenta, binning, and windows for integration and normalization. This issue is further discussed in Appendix A 1.

#### IV. EFFICIENCY DETERMINATION

The calculation of efficiency was performed using the GEANT3-based environment [24], where the modeled detectors were positioned as in the S261 experiment.  $\phi$  mesons were sampled from the Breit-Wigner mass profile with the nominal mass and decay constant [1], and the phase space was populated according to the Boltzmann function multiplied by the simple anisotropy term:

$$\frac{d^2N}{dE d\theta} \sim pE \exp(-E/T_s) \cdot (1 + a_2 \cos^2 \theta), \quad (1)$$

where  $T_s$  is the temperature of the source, and  $a_2$  is the anisotropy parameter. Little is known about the characteristics of the  $\phi$  meson population in phase space. The inverse slopes for the collisions at 1.9A GeV, and lower  $\langle A_{\text{part}} \rangle_b$ , were found to be between 70 and 130 MeV [12, 13]. As for baryons and  $K^\pm$  mesons more central collisions translate into somewhat higher inverse slopes [18, 26], one may cautiously apply this trend to  $\phi$  mesons. Thus, for the determination of the efficiency in the present analysis  $T_s$  was varied between 80 and 140 MeV. Regarding the polar anisotropy of  $\phi$  meson emission, no data is known so far. Therefore, as roughly expected from the systematics for other strange particles produced in the studied beam energy range and collision centrality [18],  $a_2$  was varied between 0 and 1. The generated  $\phi$  mesons were boosted to the laboratory frame, and all of them were allowed to decay into  $K^+K^-$  pairs (the BR factor was accounted for in the calculation of the efficiency). Particles were subsequently added to the events of Ni+Ni collisions generated by the IQMD transport code [25]. This code aims at providing the realistic set of particles emitted from the heavy-ion collisions. However, kaons emitted directly from the collision zone were not produced by this code.

After the propagation and digitization stages performed by the GEANT routines, events were processed using the same tracking, matching and correlation routines, as for the experimental data. Distributions of the quality parameters for the experimental and simulated tracks were found to mostly overlap. To account for minor discrepancies, the cut values for the simulated tracks were tuned such that a given cut filtered out the same fraction of tracks in the generated sample and in the true (measured) one. However, the distributions of mass parameters for the tracks in the simulation were found to be narrower than these from the experiment. To tackle this problem, in the first step for the experimental tracks of  $K^+$  and  $K^-$  candidates the two-dimensional distributions of  $m_{\text{CDC}}$  versus  $m_{\text{PSB}}$  were inspected for consecutive slices of momentum, as shown in Fig. 1. In the next step, two-dimensional Gaussian functions were fitted to these distributions within regions not influenced by other particles (pions and/or protons). A comparison of the extracted Gaussian distribution to the rectangular cuts applied on the  $m_{\text{CDC}} - m_{\text{PSB}}$  plane (see dashed rectangles in the abovementioned Figure) allowed to find the

fraction  $f(p)$  of kaons rejected by these cuts. Depending on momentum and particle sign,  $f(p)$  ranged from 0.01 to 0.15. On the side of the simulation, the narrower mass spectra allowed to select the sample of kaons nearly unambiguously. However, to reproduce the abovementioned loss of kaons occurring for the experimental data, a fraction  $f(p)$  of simulated kaons was removed from the sample.

The obtained profile of the invariant mass spectrum of  $K^+K^-$  pairs is shown as solid line in Fig. 2(c). The  $\phi$  meson reconstruction efficiency in the  $K^+K^-$  decay channel, calculated for the set of cuts described above, and for the source parameters  $T_s = 120$  MeV, and  $a_2 = 0$  was found to be  $3.5 \times 10^{-3}$ . It was also found that the efficiency obtained with  $a_2 = 1.0$  was only 2% lower, while variations due to different assumed values of  $T_s$  remained within  $\pm 10\%$  range.

In the next step we have checked whether the simulation reproduced the efficiency of matching of tracks in the CDC with hits in the PSB. As the statistics on kaons was too low for a reliable study of this issue, the effect for negatively charged particles was tested on  $\pi^-$  tracks, and that for positively charged ones – on the sum of  $\pi^+$  and protons. In the first step the ratio of CDC tracks with associated hit in the PSB to all the reconstructed CDC tracks was inspected as a function of laboratory polar angle and transverse momentum. This ratio was obtained independently for the experimental and simulated data. Subsequently, the ratio obtained for the experimental data was divided by that for the simulated data, to yield the correction factor for the matching efficiency,

$$\varepsilon^{CDC-PSB}(\theta_{lab}, p_t) = \frac{N_{exp}^{PSB}}{N_{exp}^{CDC}} / \frac{N_{sim}^{PSB}}{N_{sim}^{CDC}} \quad (2)$$

The meaning of this factor is: if the matching efficiency for a particle is worse (better) in the experiment than in the simulation, the factor is lower (higher) than 1. The  $\theta_{lab}-p_T$  distribution of  $\varepsilon^{CDC-PSB}$ , presented in Fig. 3, shows that discrepancies between the simulated and experimental matching efficiencies remain mostly within a  $\pm 8\%$  range. However, they arise at the detector edges and at low transverse momenta. This finding was a motivation to limit the range of accepted polar angles to  $30^\circ < \theta_{lab} < 53^\circ$ , and set the minimum  $p_T$  at 0.18 (0.14) GeV/c for  $K^+$  ( $K^-$ ), as mentioned above in Sect. III. Still, to correct for the remaining discrepancies, the kaon candidates selected to build the experimental  $M_{inv}$  spectrum were weighted with the factor  $1/\varepsilon^{CDC-PSB}(\theta_{lab}, p_t)$ .

More details on the estimation of systematic errors, conventions applied and correction of the  $\langle A_{part} \rangle_b$  value for the experiment presented in [12] is reported in Appendix A.

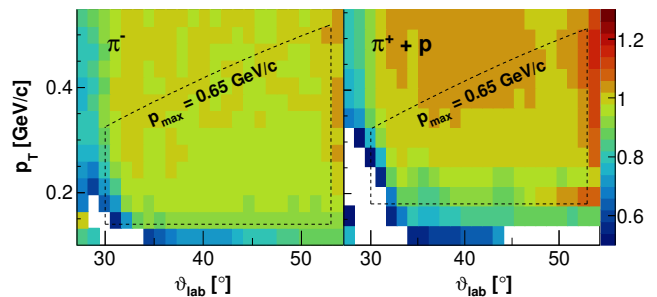


FIG. 3: Maps of correction factor for possible unequal efficiencies of matching of CDC tracks with PSB hits between the experimental and simulated data, obtained for (a)  $\pi^-$  tracks, and (b) sum of  $\pi^+$  and proton tracks. Regions in between dashed lines correspond to cuts applied in the  $K^+K^-$  analysis.

TABLE I: Available data on the centrality dependence of the  $\phi$  meson production yield per triggered event at 1.9A GeV. Note, that some of published results were slightly adjusted according to the conventions defined in Appendix A.

Reaction	$\langle A_{part} \rangle_b$	Yield $\times 10^{-4}$	Ref.
Al+Al	42	$3.1 \pm 0.5(\text{stat}) \pm 0.3(\text{syst})$	[13]
Ni+Ni	46.5	$4.4 \pm 0.7(\text{stat}) \pm 1.3(\text{syst})$	[12]
Ni+Ni	74	$8.6 \pm 0.9(\text{stat}) \pm 1.5(\text{syst})$	This work
Ni+Ni (BUU)	86	25.	[4]

## V. RESULTS

The production yield of  $\phi$  mesons per triggered collision of Ni+Ni ions was found to be:

$$P(\phi) = [8.6 \pm 0.9 (\text{stat}) \pm 1.5 (\text{syst})] \times 10^{-4} \quad (3)$$

where the systematic error is given within the 68.3% confidence level (see Appendix A 1 for details). For the consistency check we have verified that if the same centrality cut is imposed on the events of Ni+Ni collisions reported in [12], the  $\phi$  meson yield extracted from that data agrees within 1 standard deviation with the abovementioned result.

A compilation of the yields per event obtained by FOPI at 1.9A GeV is shown in Tab. I and in Fig. 4 (full circles). The multiplicity of  $\phi$  mesons from Ar+KCl collisions at 1.756A GeV, obtained by the HADES collaboration, cannot be compared directly to this sample, as due to the scarcity of data on subthreshold  $\phi$  meson production the excitation function is not known. However, a common systematics of the excitation function of  $\pi^{0,-}$ ,  $K^+$ ,  $\eta$ , and  $\rho^0$  meson yields per participant nucleon has been found, as shown in Fig. 6 of Ref. [27]. Interestingly, if the  $\phi$  meson yield from Ar+KCl collisions is scaled using this systematics, the "adjusted" value shown as open circle in Fig. 4 falls well in line with the FOPI data points obtained at 1.9A GeV.

We have fitted the FOPI data with the power function,



$P(\phi) \sim A_{\text{part}}^\alpha$ , and obtained  $\alpha = 1.7 \pm 0.5$ . For the purpose of fitting, the statistical and systematic errors were added quadratically. Within the thermal model approach without the strangeness undersaturation effects the volume dependence of the  $\phi$  meson multiplicity in an event is predicted to be linear [21]. The measured  $\alpha$  parameter is found to be 1.4 standard deviation above this prediction. According to the calculations in the frame of the BUU transport code the  $\phi$  meson yield in an event should be equal to  $2.5 \times 10^{-3}$  for the class of 12% most central Ni+Ni collisions (corresponding to  $\langle A_{\text{part}} \rangle_b = 86$  within the sharp cut-off approximation) [4]. The experimental data for this centrality class (see [10]) is too scarce for a precise comparison with this prediction. However, the BUU result appears to overpredict the abovementioned power function, if the latter is slightly extrapolated beyond the region of experimental data points.

The obtained centrality dependence of the  $\phi$  meson production yield can be compared to the  $A_{\text{part}}$  scaling of the other mesons produced at the same beam energy. Keeping in mind the considerable errors, the rise seems to be stronger than for  $\pi^{+,-}$  mesons that exhibit a somewhat sublinear dependence [29, 30]. It might also be slightly stronger than the rise for  $K_s^0$ , for which  $\alpha = 1.20 \pm 0.25$  was reported [31], although within 1 standard deviation these coefficients could be equal as well. Turning to the charged kaons, the centrality dependence of their multiplicity was not measured at 1.9A GeV, but at 1.8A GeV the trend was found to be very similar to the case of  $\phi$  mesons:  $\alpha = 1.65 \pm 0.15$  for  $K^+$ , and  $\alpha = 1.8 \pm 0.3$  for  $K^-$  [32].

These observations can be interpreted by a mixture of different mechanisms. At beam energies around 1.9A GeV charged pions are produced abundantly far above

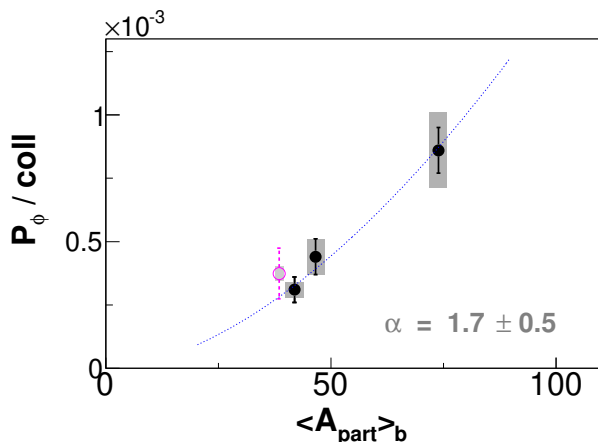


FIG. 4: (Color online)  $\phi$  meson yield per event at the beam energy of 1.9A GeV as a function of number of participant nucleons averaged over the impact parameters. Full circles: data measured at 1.9A GeV; open circle: data obtained at 1.756A GeV [11] and scaled according to the systematics in [27]; Dotted curve: power function fit to the points marked by full circles. See text for details.

the threshold in the free NN collision, with considerable feeding from  $\Delta$  resonance decays [26]. Their sublinear centrality dependence was interpreted as the result of interplay between the surface ( $\sim A^{2/3}$ ) and volume ( $\sim A$ ) contributions [30]. On the other hand the analysis of  $\pi^+$  mesons emitted from the collisions around 0.8–1.0A GeV has shown that whereas for pions with energies allowed in the free NN channel the  $\alpha$  exponent is consistent with 1, for high energy pions it exceeds the unity. In the latter domain the exponent rises with the pion energy, as more and more additional energy is necessary to pass the threshold in the NN channel (see Fig. 11 in Ref. [35]). The rise of  $\alpha$  coefficient with probing more subthreshold energies was also observed for the  $K^+$  production [18, 32]. At the beam energies of 1–2A GeV these particles are produced around the threshold in the  $NN \rightarrow NKY$  channel, which is energetically the lowest-lying channel for the  $K^+$  production in the free NN collision. Therefore the multi-step channels involving the intermediate  $\Delta$  baryons or pions, which usually facilitate the subthreshold production of particles, are the important competitors, and – according to the BUU and IQMD transport codes – these channels are responsible for over a half of the kaon production cross section [4, 16]. Interestingly, within the thermal model approach the strong rising trend of  $K^+$  yield in an event with number of participants is explained by the associated production of a hyperon in the  $NN \rightarrow NKY$  channel, required to conserve the strangeness [21].

Turning to the  $K^-$  production, at beam energies between 1 and 2A GeV they are produced quite deeply below the threshold in the free NN collision, and the centrality dependence of  $K^-$  multiplicity in an event was found to be stronger than linear, repeating the case of  $K^+$  and pions. In addition, for a fixed energy the centrality dependence of  $K^-$  yield appeared to follow the pattern for  $K^+$  [18, 32]. The latter observation can be explained by noticing that the strangeness-exchange channels ( $\pi Y \rightarrow BK^-$  and  $BY \rightarrow BBK^-$ ), which are expected to dominate the  $K^-$  production (cf. [4, 14, 16]), require the presence of a hyperon, while the energetically lowest-lying channel leading to the hyperon production,  $NN \rightarrow NYK^{+,0}$ , generates also the kaon.

Against this backdrop it is tempting to link the possibly more-than-linear rise of the  $A_{\text{part}}$  dependence of the  $\phi$  meson yield in an event to the fact that these mesons are produced deeply below the threshold (the corresponding channel is  $NN \rightarrow NN\phi$ ). However, it must be noted that the calculations in the frame of the BUU and UrQMD models advocate the entirely different mechanisms of the  $\phi$  meson production [4, 20].

Turning to the ratio of  $\phi/K^-$  yields, in case of the central Ni+Ni collisions, we notice that the sample of negative kaons reported in [28] was measured within nearly the same centrality class as  $\phi$  mesons from the S261 experiment. To obtain the production yield per event of these kaons, we have integrated the rapidity distribution shown in Fig. 2 of Ref. [28]. It allowed us to find the ratio of yields:

$$\frac{P(\phi)}{P(K^-)} = 0.41 \pm 0.05(\text{stat}) \pm 0.08(\text{syst}) \quad , \quad (4)$$

where the systematic error is given within the 68.3% confidence level and includes the relevant uncertainties associated to both the experiments. With this information we have plotted the centrality dependence of the  $\phi/K^-$  ratio, as shown in Fig. 5(a). A clear trend is not observed. The average value of this ratio is  $0.37 \pm 0.05$ . Taking into account the branching ratio of the  $\phi \rightarrow K^+K^-$  decay we conclude that at the beam energy of 1.9A GeV,  $(18 \pm 3)\%$  of negative kaons originate from the decays of  $\phi$  mesons, in agreement with the previous analyses [12, 13]. Interestingly, these results are the same as for the Ar+KCl case, measured at the more subthreshold beam energy of 1.756A GeV [11]. Within the version of statistical model in which the canonical ensemble is applied to particles with open strangeness, the studied ratio is sensitive to the correlation length  $R_C$ , which corresponds to the reduced volume where strangeness can be produced. As shown in Fig. 13 of Ref. [11], this sensitivity becomes particularly strong around the  $\phi$  and  $K^-$  threshold energies. The value of  $\phi/K^-$  ratio obtained in the present analysis, as well as from the abovementioned Ar+KCl collisions fall within the range of  $R_C \in (2.2, 3.2)$  fm.

Fig 5(b) shows the centrality dependence of the  $\phi/\pi^+$  ratio (see Appendix A 3 for more details). We have fitted the data with the constant function (shown as dotted line) and obtained the value  $(8.6 \pm 1.1) \times 10^{-5}$  at  $\chi^2/\text{NDF} = 1.7$ . An alternative fit of the power func-

tion,  $P(\phi)/P(\pi^+) \sim A_{\text{part}}^\alpha$ , yields  $\alpha = 0.9 \pm 0.5_{-0.0}^{+0.1}$  at  $\chi^2/\text{NDF} = 0.4$ . A minor systematic error accounts for some uncertainty of the  $\pi^+$  yield at  $\langle A_{\text{part}} \rangle_b = 42$ , which is discussed in Appendix A 3.

The statistical model predicts the  $\phi/\pi^+$  ratio to be independent of the number of participant nucleons (see Fig. 2 in [21]). Our finding seems to favor the power dependence, although due to limited statistics the former hypothesis cannot be excluded. Assuming the applicability of the statistical model, the  $\phi/\pi^+$  ratio is predicted to be sensitive to the temperature of the collision zone, which by comparison to the abovementioned figure in [21], would be estimated to be around 70 MeV.

## VI. SUMMARY

We have investigated the  $\phi$  meson production in the  $K^+K^-$  decay channel in the 22% most central collisions of Ni+Ni at the beam kinetic energy of 1.93A GeV and found the sample of 110 mesons. After the efficiency corrections the yield per triggered event was found to be  $[8.6 \pm 0.9 (\text{stat}) \pm 1.5 (\text{syst})] \times 10^{-4}$ . It allowed for the first time to gain insight into the centrality dependence of the multiplicity of  $\phi$  mesons produced in the heavy-ion collisions below the NN threshold. Its dependence can be described by a power law with the exponent  $\alpha$  of  $1.7 \pm 0.5$ . The current BUU calculations seem to overpredict this trend. The  $\phi/K^-$  ratio as a function of  $A_{\text{part}}$  does not exhibit any trend within the available accuracy, and the average value was found to be  $0.37 \pm 0.05$ . We have also found that the  $\phi/\pi^+$  ratio has an average value of  $(8.6 \pm 1.1) \times 10^{-5}$ . A power function parameterization of the  $A_{\text{part}}$  dependence of this ratio yielded the exponent of  $\alpha = 0.9 \pm 0.5_{-0.0}^{+0.1}$ . This parameterization seems to describe the  $\phi/\pi^+$  ratio with a better  $\chi^2/\text{NDF}$  value, but at the current level of available statistics a hypothesis of centrality independence cannot be excluded.

## Appendix A: More details on the analysis

### 1. Systematic errors

Table II shows the different ranges of parameters used in the present  $\phi$  meson analysis. Since none of the parameter combinations resulted in a significantly different value of the  $\phi$  meson yield, the latter has been determined by averaging the contributions from these combinations, as detailed in Eq. 3. This approach also allowed to choose the confidence level (CL) at which the systematic errors were to be extracted. In this work we took the range containing 68.3% of the abovementioned contributions, summed up around the mean value of the yield.

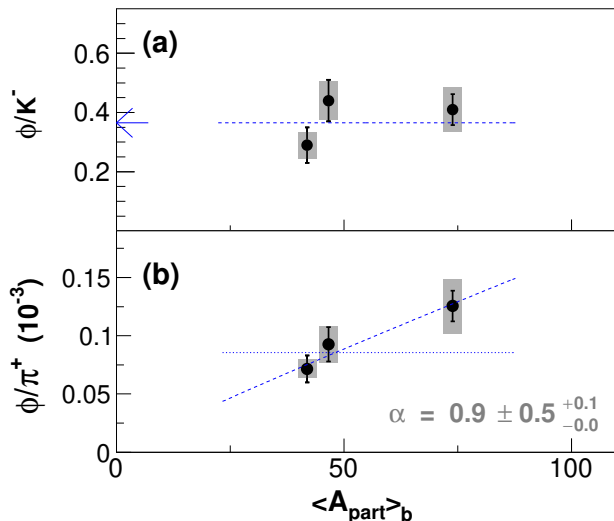


FIG. 5: (Color online) (a) Centrality dependence of  $\phi/K^-$  ratio at the beam energy of 1.9A GeV. The horizontal line and the arrow mark the average value. (b) Centrality dependence of  $\phi/\pi^+$  ratio. The dotted line shows the fit of the constant function, and the dashed line – the power function fit. The value of  $\alpha$  exponent is the result of the latter fit. See text for details.

TABLE II: Variations of the cut parameters used in the investigation of  $\phi$  mesons in the central Ni (1.9A GeV) + Ni collisions

Parameter	Meaning	Values
$T$ [MeV]	Temperature of $\phi$ meson source	80, 100, ..., 140
$a_2$	Anisotropy parameter of $\phi$ meson source	0.0, 1.0
$M_{\text{inv,norm}}^{\text{min}}$ [GeV/ $c^2$ ]	Lower endpoint of range of normalisation of background to true pairs	1.05, 1.10
$M_{\text{inv,int}}^{\text{[min-max]}}$ [GeV/ $c^2$ ]	Integration window of $\phi$ meson signal in the $M_{\text{inv}}$ spectrum	[0.98 – 1.05], [1.00 – 1.04], [1.01 – 1.04]
$N_{\text{bins}}$	No. of bins for $M_{\text{inv}}$ spectrum	25, 35, ..., 65
$hmul_{[K^+,K^-]}^{\text{min}}$	Minimum multiplicity of hits in the CDC for a kaon candidate	[27, 27], [30, 31]
$p_{K^-}^{\text{max}}$ [GeV/ $c$ ]	Maximum momentum of $K^-$ candidate	0.60, 0.65

## 2. Centrality dependence of $\phi$ yield per event

For the analysis of the centrality dependence of the multiplicity of  $\phi$  mesons at 1.9A GeV, we include the data from semi-central Ni+Ni collisions presented in [12] and from central collisions of Al+Al [13]. We have reanalysed the centrality determination procedure for the data published in [12], and got a slightly corrected value of the cross section obtained with the used trigger:  $(56 \pm 3)\%$  of the total reaction cross section. Within the geometrical model of interpenetrating spheres this translates into the average number of participants of  $\langle A_{\text{part}} \rangle_{\text{b}} = 46.5 \pm 2.0$ .

In order to stay consistent with the method used to determine the yield value and systematic errors described in Sect. A 1, the data from [12] and [13] had to be adjusted. For the Ni+Ni analysis reported in [12], the "CL = 68.3%" systematic error was obtained by reanalysing the distribution of possible values of the  $\phi$  meson multiplicity per event resulting from various combinations of the applied cuts. In case of the Al+Al analysis presented in [13], we have shifted the value of yield slightly to remove the asymmetry of systematic errors. In addition, as the systematic errors for the latter analysis corresponded to CL > 95% range, we took the published value of this error divided by two as an upper estimation of the CL = 68.3% value.

## 3. Centrality dependence of $\phi/K^-$ and $\phi/\pi^+$ ratios

To study the centrality dependence of the  $\phi/K^-$  ratio we used the published values from [12] and [13] and

applied slight corrections according to the prescriptions specified above in the Appendix A 2. To reconstruct the centrality dependence of the  $\phi/\pi^+$  ratio, for two samples of Ni+Ni data we interpolated the data points from the  $A_{\text{part}}$  dependence of the  $\pi^+$  yield per event, reported in Fig. 1 of Ref. [29]. In case of the Al+Al collisions, the  $\pi^+$  yield is not yet known. As an estimation of this yield we took the yield of positive pions from Ni+Ni at the same number of participant nucleons as for the Al+Al experiment. We motivate this substitution by three arguments:

- at beam energies of 1 and 1.5A GeV the pion yield *per number of participant nucleons* as function of  $A_{\text{part}}$  was found to be parameterized by one (universal) curve for a wide range of system sizes, as shown in the upper panels of Fig. 18 of Ref. [30].
- the N/Z ratios for Al+Al and Ni+Ni systems are the same,
- the pion yield per  $A_{\text{part}}$  for the collisions of the moderate-size Ni+Ni system at 1A GeV was found to be 15% higher than that for the collisions of large Au+Au system (see p. 480 in Ref. [30]). If we assume that the further drop of the system size from Ni+Ni to Al+Al generates the same rise of the pion yield per  $A_{\text{part}}$ , it introduces a change of the value of the fitted  $\alpha$  exponent from 0.8 to 0.9, which is minor compared to the fit error associated to this parameter. It also does not change the picture of superiority of the power function fit to the centrality dependence of the  $\phi/\pi^+$  ratio. Therefore we introduce an additional systematic error of +0.1 due to this uncertainty.

## Acknowledgments

This work was supported in part by the German Federal Ministry of Education and Research (BMBF) under grant No. 06HD154, by the Gesellschaft für Schwerionenforschung (GSI) under grant No. HD-HER, by the Korea Research Foundation grant (KRF-2005-041-C00120), by the European Commission under the 6th Framework Programme under the 'Integrated Infrastructure Initiative on: Strongly Interacting Matter (Hadron Physics)' (Contract No. RII3-CT-2004-506078) and by the agreement between GSI and IN2P3/CEA.

[1] K.A. Olive *et al.* (Particle Data Group), Chin. Phys. C **38**, 090001 (2014).

[2] S. Okubo, Phys. Lett. 5, **165** (1963); G. Zweig, CERN



- Report No. TH-412, 1964; J. Iizuka, Prog. Theor. Phys. Suppl. **3738**, 21 (1966).
- [3] P. Koch, U. Heinz, J. Piśút, Z. Phys. C **47**, 477 (1990).
  - [4] H. Schade, Gy. Wolf, B. Kämpfer, Phys. Rev. C **81**, 034902 (2010).
  - [5] F. Balestra *et al.* (DISTO Collaboration), Phys. Rev. C **63**, 024004 (2001).
  - [6] M. Hartmann *et al.* (ANKE Collaboration), Phys. Rev. Lett. **96**, 242301 (2006).
  - [7] T. Tabaru *et al.*, Phys. Rev. C **74**, 025201 (2006).
  - [8] A. Polyanskiy *et al.*, Phys. Lett. B **695**, 74 (2011).
  - [9] M. Hartmann *et al.* (ANKE Collaboration), Phys. Rev. C **85**, 035206 (2012).
  - [10] A. Mangiarotti *et al.* (FOPI Collaboration), Nucl. Phys. A **714**, 89 (2003).
  - [11] G. Agakishiev *et al.* (HADES Collaboration), Phys. Rev. C **80**, 025209 (2009).
  - [12] K. Piasecki *et al.* (FOPI Collaboration), Phys. Rev. C **91**, 054904 (2015).
  - [13] P. Gasik *et al.* (FOPI Collaboration), submitted to Eur. Phys. Jour. A, arXiv:1512.06988
  - [14] C. Fuchs, Prog. Part. Nucl. Phys. **56**, 1 (2006).
  - [15] M.F.M. Lutz, Prog. Part. Nucl. Phys. **53**, 125 (2004).
  - [16] C. Hartnack *et al.*, Phys. Rep. **510**, 119 (2012).
  - [17] K. Wiśniewski *et al.* (FOPI Collaboration), Eur. Phys. J. A **9**, 515 (2000).
  - [18] A. Förster *et al.* (KaoS Collaboration), Phys. Rev. C **75**, 024906 (2007).
  - [19] H.W. Barz, M. Zétényi, Gy. Wolf, B. Kämpfer, Nucl. Phys. A **705**, 223 (2002).
  - [20] J. Steinheimer, M. Bleicher, Jour. of Phys. G **43**, 015104 (2015).
  - [21] J. Cleymans, H. Oeschler, K. Redlich, Phys. Rev. C **59**, 1663 (1999).
  - [22] J. Ritman, Nucl. Phys. (Proc. Suppl.) B **44**, 708 (1995); B. Sikora, Acta Phys. Pol. B **31**, 135 (2000).
  - [23] V. Zinyuk *et al.* (FOPI Collaboration), Phys. Rev. C **90**, 025210 (2014).
  - [24] [wwwasdoc.web.cern.ch/wwwasdoc/geant\\_html3/geantall.html](http://wwwasdoc.web.cern.ch/wwwasdoc/geant_html3/geantall.html)
  - [25] C. Hartnack *et al.*, Eur. Phys. J. A **1**, 151 (1998).
  - [26] B. Hong *et al.* (FOPI Collaboration), Phys. Lett. B **407**, 115 (1997).
  - [27] V. Metag, Prog. Part. Nucl. Phys. **30**, 75 (1993).
  - [28] M. Menzel *et al.* (KaoS Collaboration), Phys. Lett. B **495**, 26 (2000).
  - [29] D. Pelte *et al.* (FOPI Collaboration), Z. Phys. A **359**, 55 (1997).
  - [30] W. Reisdorf *et al.* (FOPI Collaboration), Nucl. Phys. A **781**, 459 (2007).
  - [31] M. Merschmeyer *et al.* (FOPI Collaboration), Phys. Rev. C **76**, 024906 (2007).
  - [32] R. Barth *et al.* (KaoS Collaboration), Phys. Rev. Lett. **78**, 4007 (1997).
  - [33] A.B. Larionov, W. Cassing, S. Leupold, U. Mosel, Nucl. Phys. A **696**, 747 (2001).
  - [34] A.B. Larionov, U. Mosel, Nucl. Phys. A **728**, 135 (2003).
  - [35] C. Müntz *et al.* (KaoS Collaboration), Z. Phys. A **357**, 399 (1997).
  - [36] The angles are given with respect to the target position in the S261 experiment.