

# Variational Inference with Rényi Divergence

Yingzhen Li  
University of Cambridge  
Cambridge, CB2 1PZ, UK  
y1494@cam.ac.uk

Richard E. Turner  
University of Cambridge  
Cambridge, CB2 1PZ, UK  
ret26@cam.ac.uk

## Abstract

We introduce the *variational Rényi bound (VR)* that extends traditional variational inference to Rényi’s alpha-divergences. This new family of variational lower-bounds unifies a number of existing variational methods, and enables a smooth interpolation from the evidence lower-bound to the log (marginal) likelihood that is controlled by the value of alpha. The reparameterization trick, Monte Carlo estimation and stochastic optimisation methods are deployed to obtain a unified implementation for the VR bound optimisation. We further consider negative alpha values and propose a novel variational inference method as a new special case in the proposed framework. Experiments on variational auto-encoders and Bayesian neural networks demonstrate the wide applicability of the VR bound.

## 1 Introduction

Approximate inference is at the core of modern probabilistic modelling. It is primarily used for approximating intractable posterior distributions and log (marginal) likelihood functions. This paper focuses on optimisation-based approximate inference algorithms, where popular methods include variational inference (VI), variational Bayes (VB) [Jordan et al., 1999, Beal, 2003] and expectation propagation (EP) [Minka, 2001, Opper and Winther, 2005]. Historically, VI has received more attention compared to other approaches, mainly because VI has elegant and potentially useful theoretical properties such as the fact that it optimises the (negative) *variational free-energy* (VFE) that is a lower-bound of the log-model evidence. Such a lower-bound can serve as a surrogate to both the maximum likelihood estimation (MLE) problem, and the posterior approximation by Kullback-Leibler (KL) divergence minimisation. Recent development of VI has been focused on the scalability to large datasets [Hoffman et al., 2013], Monte Carlo methods to compute the intractable terms in the VFE [Ranganath et al., 2014, Salimans et al., 2015], and applications to powerful probabilistic models, e.g. Bayesian neural networks [Graves, 2011, Blundell et al., 2015] and variational auto-encoders (VAE) [Kingma and Welling, 2014, Rezende et al., 2014]. However these developments are rather separated and little work has been done to understand their connections.

In this paper we try to provide a unified framework that encompasses a number of recent advances of variational methods, and we hope this development could potentially motivate new approximate inference algorithms in the future. This is done by extending traditional VI to Rényi’s  $\alpha$ -divergences [Rényi, 1961], a rich family of divergences that include many well-known divergences as special cases. After reviewing useful properties of Rényi divergences and the VI framework, we make the following contributions:

- We introduce the *variational Rényi bound (VR)* as an extension of VI/VB. Through developments we show that VI/VB, VAE, importance weighted auto-encoders (IWAE) [Burda et al., 2015] and black-box alpha (BB- $\alpha$ ) [Hernández-Lobato et al., 2015] are special cases in the new family of variational methods. We visualise the connections of the proposed bound to existing methods in Figure 1.
- We develop an optimisation framework for the VR bound. We also analyse the bias introduced by the two sources of randomness (Monte Carlo estimate and minibatch sub-sampling) with theoretical guarantees and empirical results.
- We propose a novel approximate inference algorithm called *VR-max* as a new special case of the VR bound optimisation framework. Evaluations on variational auto-encoders and Bayesian neural

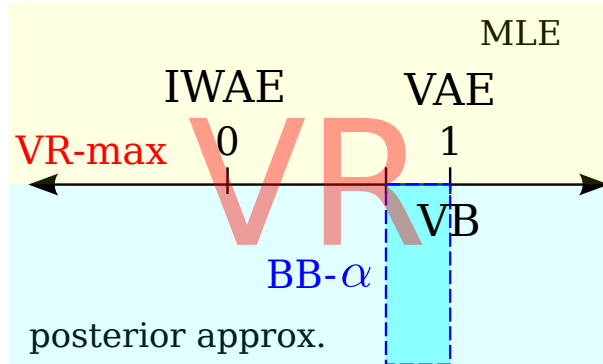


Figure 1: Special cases of the VR bound family. The horizontal axis indicates smooth varying of  $\alpha$ .  $\text{BB-}\alpha$  approximates the VR bounds with  $\alpha \in [1 - 1/N, 1]$ .  $\text{VR-max}$  sits at  $\alpha = -\infty$  and can be applied to both MLE and posterior approximation cases.

networks show that this proposed method is often comparable or even better than a number of the state-of-the-art deterministic approximate inference methods.

## 1.1 Related Work

We observe three major trends for recent advances of (deterministic) approximate inference. First, efforts have been made to scale up variational methods to large datasets. Stochastic variational inference (SVI) was proposed in [Hoffman et al., 2013] which scales to text data comprising millions of documents. Stochastic expectation propagation (SEP) [Li et al., 2015, Dehaene and Barthelmé, 2015] overcame the memory overhead problem of the original EP, making EP scalable to very large datasets. [Broderick et al., 2013], [Gelman et al., 2014] and [Xu et al., 2014] attacked this problem from another direction by carving the dataset into pieces using variational methods.

Second, Monte Carlo methods and black-box inference techniques have been deployed to assist variational methods. [Ranganath et al., 2014] proposed a stochastic optimisation method using noisy gradients computed on the samples from the variational distribution. [Kucukelbir et al., 2015] implemented a variational inference framework that automatically constructs and fits a variational approximation to the posterior distribution. A counterpart for EP has also been proposed recently [Hernández-Lobato et al., 2015] named black-box alpha ( $\text{BB-}\alpha$ ), which also use automatic differentiation tools to allow fast model prototyping.

Third, new variational lower-bounds have been proposed for (approximate) maximum likelihood estimation (MLE). The importance weighted auto-encoder (IWAE) [Burda et al., 2015] improved upon the variational auto-encoder (VAE) [Kingma and Welling, 2014, Rezende et al., 2014] framework, by providing tighter lower-bound approximations to the log-likelihood using importance sampling. [Im et al., 2015] considered injecting noise to the input data and demonstrated how the new objective lower-bounds the likelihood function.

## 2 Background

In this section we provide a brief review on Rényi’s  $\alpha$ -divergence and the variational inference algorithm upon which our new variational lower-bound is based. Note that there exist other  $\alpha$ -divergence definitions including [Amari, 1985] and [Tsallis, 1988] (see supplementary). However we mainly focus on Rényi’s definition in order to derive a new class of variational lower-bounds.

### 2.1 Rényi’s $\alpha$ -Divergence

We first review Rényi’s  $\alpha$ -divergence [Rényi, 1961], and readers are referred to [Van Erven and Harremoës, 2014] for an excellent review. Rényi’s  $\alpha$ -divergence, defined on  $\alpha > 0, \alpha \neq 1$ , measures the “closeness” of

two distributions  $p$  and  $q$  on a random variable  $\boldsymbol{\theta} \in \Theta$ :

$$D_\alpha[p||q] = \frac{1}{\alpha - 1} \log \int p(\boldsymbol{\theta})^\alpha q(\boldsymbol{\theta})^{1-\alpha} d\boldsymbol{\theta}. \quad (1)$$

For  $\alpha > 1$  the definition is valid when it is finite, and for discrete random variables the integration is replaced by summation. When  $\alpha \rightarrow 1$  it recovers the Kullback-Leibler (KL) divergence that plays a crucial role in machine learning and information theory:

$$D_1[p||q] = \lim_{\alpha \rightarrow 1} D_\alpha[p||q] = \int p(\boldsymbol{\theta}) \log \frac{p(\boldsymbol{\theta})}{q(\boldsymbol{\theta})} d\boldsymbol{\theta} = \text{KL}[p||q]. \quad (2)$$

Similar to  $\alpha = 1$ , for values  $\alpha = 0, +\infty$  the Rényi divergence is defined by continuity in  $\alpha$ :

$$D_0[p||q] = -\log \int_{p(\boldsymbol{\theta}) > 0} q(\boldsymbol{\theta}) d\boldsymbol{\theta}, \quad (3)$$

$$D_{+\infty}[p||q] = \log \max_{\boldsymbol{\theta} \in \Theta} \frac{p(\boldsymbol{\theta})}{q(\boldsymbol{\theta})}. \quad (4)$$

Another special case is  $\alpha = \frac{1}{2}$ , where the corresponding Rényi divergence is a function of the square *Hellinger distance*  $\text{Hel}^2[p||q] = \frac{1}{2} \int (\sqrt{p(\boldsymbol{\theta})} - \sqrt{q(\boldsymbol{\theta})})^2 d\boldsymbol{\theta}$ :

$$D_{\frac{1}{2}}[p||q] = -2 \log(1 - \text{Hel}^2[p||q]). \quad (5)$$

In [Van Erven and Harremoës, 2014] the definition (1) is also extended to negative  $\alpha$  values, although in that case it is non-positive and is thus no longer a valid divergence measure. The proposed method also considers negative  $\alpha$  values, and we include from [Van Erven and Harremoës, 2014] some useful properties for forthcoming derivations.

**Proposition 1.** *Rényi's  $\alpha$ -divergence definition, extended to negative  $\alpha$ , is a **continuous** and **non-decreasing** function of  $\alpha$  on  $[0, 1] \cup \{-\infty < D_\alpha < +\infty\}$ . Especially  $D_\alpha[p||q] \geq 0$  for  $\alpha \geq 0$  and  $D_\alpha[p||q] \leq 0$  for  $\alpha < 0$ .*

**Proposition 2.** *(Skew symmetry) For  $\alpha \neq 0, 1$ ,*

$$D_\alpha[p||q] = \frac{\alpha}{1 - \alpha} D_{1-\alpha}[q||p]. \quad (6)$$

*For the limiting case  $D_{-\infty}[p||q] = -D_{+\infty}[q||p]$ .*

A critical question to ask here is how to choose a divergence in this rich family to obtain optimal solution for a particular application. This is still an open question in active research, so here we only include examples for the special  $\alpha$  values. The KL divergence ( $\alpha = 1$ ) is widely used in approximate inference, including VI (KL[q||p]) and EP (KL[p||q]). The Hellinger distance ( $\alpha = 0.5$ ) is closely related to the *Bhattacharyya bound* for the Bayes error, which can be generalised to  $\alpha \in (0, 1)$  and can be improved by choosing the optimal  $\alpha$  [Cover and Thomas, 2006, Nielsen, 2011]. The limiting case  $D_{+\infty}[p||q]$  is called the *worst-case regret* of compressing the information in  $p$  with  $q$  in the *minimum description length principle* literature [Grünwald, 2007].

## 2.2 Variational Inference

Next we review the variational inference algorithm [Jordan et al., 1999, Beal, 2003] from an optimisation perspective, using posterior approximation as a running example. Consider observing a dataset of  $N$  i.i.d. samples  $\mathcal{D} = \{\mathbf{x}_n\}_{n=1}^N$  from a probabilistic model  $p(\mathbf{x}|\boldsymbol{\theta})$  parametrised by a random variable  $\boldsymbol{\theta}$  that is drawn from a prior  $p_0(\boldsymbol{\theta})$ . Bayesian inference involves computing the posterior distribution of the parameters given the data,

$$p(\boldsymbol{\theta}|\mathcal{D}) = \frac{p(\boldsymbol{\theta}, \mathcal{D})}{p(\mathcal{D})} = \frac{p_0(\boldsymbol{\theta}) \prod_{n=1}^N p(\mathbf{x}_n|\boldsymbol{\theta})}{p(\mathcal{D})}, \quad (7)$$

where  $p(\mathcal{D}) = \int p_0(\boldsymbol{\theta}) \prod_{n=1}^N p(\mathbf{x}_n|\boldsymbol{\theta})d\boldsymbol{\theta}$  is often called marginal likelihood or model evidence. For many powerful models, including Bayesian neural networks, the true posterior is typically intractable. Variational inference introduces an approximation  $q(\boldsymbol{\theta})$  to the true posterior, which is obtained by minimising the KL divergence in some tractable distribution family  $\mathcal{Q}$ :

$$q(\boldsymbol{\theta}) = \arg \min_{q \in \mathcal{Q}} \text{KL}[q(\boldsymbol{\theta})||p(\boldsymbol{\theta}|\mathcal{D})]. \quad (8)$$

However the KL divergence in (8) is also intractable, mainly because of the difficult term  $p(\mathcal{D})$ . Variational inference sidesteps this difficulty by considering an equivalent optimisation problem:

$$q(\boldsymbol{\theta}) = \arg \max_{q \in \mathcal{Q}} \mathcal{L}_{VI}(q; \mathcal{D}), \quad (9)$$

where the *variational lower-bound* or *evidence lower-bound* (ELBO)  $\mathcal{L}_{VI}(q; \mathcal{D})$  is defined by

$$\begin{aligned} \mathcal{L}_{VI}(q; \mathcal{D}) &= \log p(\mathcal{D}) - \text{KL}[q(\boldsymbol{\theta})||p(\boldsymbol{\theta}|\mathcal{D})] \\ &= \mathbb{E}_q \left[ \log \frac{p(\boldsymbol{\theta}, \mathcal{D})}{q(\boldsymbol{\theta})} \right]. \end{aligned} \quad (10)$$

### 3 Variational Rényi Bound

Recall from Section 2.1 that the family of Rényi divergences includes the KL divergence. Perhaps can variational free-energy approaches be generalised to the Rényi case? Consider approximating the true posterior  $p(\boldsymbol{\theta}|\mathcal{D})$  by minimizing Rényi's  $\alpha$ -divergence for some selected  $\alpha \geq 0$ ):

$$q(\boldsymbol{\theta}) = \arg \min_{q \in \mathcal{Q}} D_\alpha[q(\boldsymbol{\theta})||p(\boldsymbol{\theta}|\mathcal{D})]. \quad (11)$$

Now we verify the alternative optimization problem

$$q(\boldsymbol{\theta}) = \arg \max_{q \in \mathcal{Q}} \log p(\mathcal{D}) - D_\alpha[q(\boldsymbol{\theta})||p(\boldsymbol{\theta}|\mathcal{D})]. \quad (12)$$

When  $\alpha \neq 1$ , the objective can be rewritten as

$$\begin{aligned} &\log p(\mathcal{D}) - \frac{1}{\alpha - 1} \log \int q(\boldsymbol{\theta})^\alpha p(\boldsymbol{\theta}|\mathcal{D})^{1-\alpha} d\boldsymbol{\theta} \\ &= \log p(\mathcal{D}) - \frac{1}{\alpha - 1} \log \mathbb{E}_q \left[ \left( \frac{p(\boldsymbol{\theta}, \mathcal{D})}{q(\boldsymbol{\theta})p(\mathcal{D})} \right)^{1-\alpha} \right] \\ &= \frac{1}{1 - \alpha} \log \mathbb{E}_q \left[ \left( \frac{p(\boldsymbol{\theta}, \mathcal{D})}{q(\boldsymbol{\theta})} \right)^{1-\alpha} \right] := \mathcal{L}_\alpha(q; \mathcal{D}). \end{aligned} \quad (13)$$

We name this new objective the *variational Rényi bound* (VR). Importantly the following theorem is a direct result of Proposition 1.

**Theorem 1.** *The objective  $\mathcal{L}_\alpha(q; \mathcal{D})$  is **continuous** and **non-increasing** on  $\alpha \in [0, 1] \cup \{\mathcal{L}_\alpha < +\infty\}$ . Especially for all  $0 < \alpha < 1$ ,*

$$\mathcal{L}_{VI}(q; \mathcal{D}) = \lim_{\alpha \rightarrow 1} \mathcal{L}_\alpha(q; \mathcal{D}) \leq \mathcal{L}_\alpha(q; \mathcal{D}) \leq \mathcal{L}_0(q; \mathcal{D}).$$

*The last bound  $\mathcal{L}_0(q; \mathcal{D}) = \log p(\mathcal{D})$  if and only if the support  $\text{supp}(p(\boldsymbol{\theta}|\mathcal{D})) \subseteq \text{supp}(q(\boldsymbol{\theta}))$ .*

The above theorem indicates a smooth interpolation between traditional variational lower-bound  $\mathcal{L}_{VI}$  and the exact log marginal  $\log p(\mathcal{D})$  under the mild assumption that  $q$  is supported where the true posterior is supported. This assumption holds for a lot of commonly used distributions, e.g. Gaussian, and in the following we assume this condition is satisfied.

Similar to traditional VI, the VR bound can also be applied as a surrogate objective to the MLE problem. In the following we detail the derivations of log-likelihood approximation using the variational auto-encoder [Kingma and Welling, 2014, Rezende et al., 2014] as an example.

### 3.1 Variational Auto-encoder with Rényi Divergence

The variational auto-encoder (VAE) [Kingma and Welling, 2014, Rezende et al., 2014] is a recently proposed (deep) generative model that parametrizes the variational approximation with a recognition network. The generative model is specified as a hierarchical latent variable model:

$$p(\mathbf{x}) = \sum_{\mathbf{h}^{(1)} \dots \mathbf{h}^{(L)}} p(\mathbf{h}^{(L)}) p(\mathbf{h}^{(L-1)} | \mathbf{h}^{(L)}) \dots p(\mathbf{x} | \mathbf{h}^{(1)}). \quad (14)$$

Here we drop the parameters  $\theta$  but keep in mind that they will be learned using approximate maximum likelihood. However for these models the exact computation of  $\log p(\mathbf{x})$  requires marginalisation of all hidden variables and is thus often intractable. Variational expectation-maximisation (EM) methods comes to the rescue by approximating

$$\log p(\mathbf{x}) \approx \mathcal{L}_{VI}(q; \mathbf{x}) = \mathbb{E}_{q(\mathbf{h}|\mathbf{x})} \left[ \log \frac{p(\mathbf{x}, \mathbf{h})}{q(\mathbf{h}|\mathbf{x})} \right], \quad (15)$$

where  $\mathbf{h}$  collects all the hidden variables  $\mathbf{h}^{(1)}, \dots, \mathbf{h}^{(L)}$  and the approximate posterior  $q(\mathbf{h}|\mathbf{x})$  is defined as

$$q(\mathbf{h}|\mathbf{x}) = q(\mathbf{h}^{(1)}|\mathbf{x}) q(\mathbf{h}^{(2)}|\mathbf{h}^{(1)}) \dots q(\mathbf{h}^{(L)}|\mathbf{h}^{(L-1)}). \quad (16)$$

In variational EM, optimisation for  $q$  and  $p$  are alternated to guarantee convergence. However the core idea of VAE is to jointly optimising  $p$  and  $q$ , which instead has *no* guarantee of increasing the MLE objective function in each iteration. Indeed jointly the method is biased [Turner and Sahani, 2011]. This paper explores the possibility that alternative surrogate functions might return estimates that are tighter lower-bounds. So the VR bound is considered in this context:

$$\mathcal{L}_\alpha(q; \mathbf{x}) = \frac{1}{1-\alpha} \log \mathbb{E}_{q(\mathbf{h}|\mathbf{x})} \left[ \left( \frac{p(\mathbf{x}, \mathbf{h})}{q(\mathbf{h}|\mathbf{x})} \right)^{1-\alpha} \right]. \quad (17)$$

This is because Theorem 1 indicates that the approximation (17) provides a tighter lower-bound on  $\log p(\mathbf{x})$  than VAE's objective (15) when  $\alpha \in [0, 1)$ . A denoising criterion has also been considered [Im et al., 2015] and we show in the supplementary its application to the VR bound. In general new improvements upon the evidence lower-bound based on the concavity of the logarithm also extend to the VR bound when  $0 \leq \alpha \leq 1$ .

## 4 The VR Bound Optimisation Framework

Variational free-energy methods sidestep intractabilities in a class of intractable models. Recent work has used further approximations based on Monte Carlo to expand the set of models that can be handled. The VR bounds can be deployed on the same model class as Monte Carlo variational methods, but which have smaller scope if Monte Carlo methods is not resorted to. This section develops a scalable optimisation method for the VR bound by extending the recent advances of traditional VI. Black-box methods are also discussed to enable it applications to arbitrary finite  $\alpha$  settings.

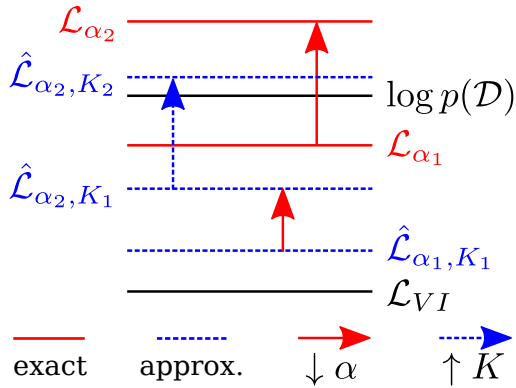
### 4.1 Monte Carlo Estimation of the VR Bound

We propose a simple Monte Carlo method that uses finite samples  $\theta_k \sim q(\theta)$ ,  $k = 1, \dots, K$  to approximate  $\mathcal{L}_\alpha \approx \hat{\mathcal{L}}_{\alpha, K}$ :

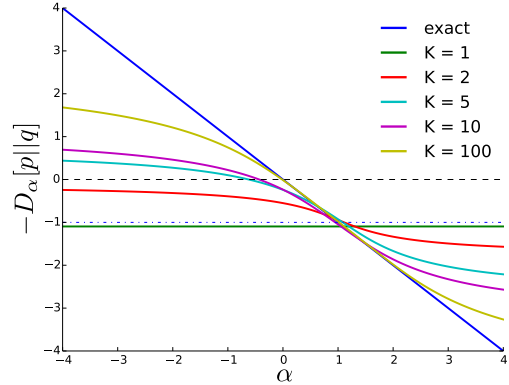
$$\hat{\mathcal{L}}_{\alpha, K}(q; \mathcal{D}) = \frac{1}{1-\alpha} \log \frac{1}{K} \sum_{k=1}^K \left[ \left( \frac{p(\theta_k, \mathcal{D})}{q(\theta_k)} \right)^{1-\alpha} \right]. \quad (18)$$

Unlike traditional VI, here the Monte Carlo estimate is biased, since the expectation over  $q(\theta)$  is inside the logarithm. However we can bound the bias by the following theorems proved in the supplementary.

**Theorem 2.**  $\mathbb{E}_{\{\theta_k\}_{k=1}^K} [\hat{\mathcal{L}}_{\alpha, K}(q; \mathcal{D})]$  as a function of  $\alpha$  and  $K$  is: 1) **non-decreasing** in  $K$  for fixed  $\alpha \leq 1$ , where the limiting result is  $\mathcal{L}_\alpha$  for  $K \rightarrow +\infty$  if  $|p/q|$  is bounded; 2) **continuous** and **non-increasing** in  $\alpha$  on  $[0, 1] \cup \{|\mathcal{L}_\alpha| < +\infty\}$ .



(a) Sampling approximated VR bounds.



(b) Simulated values of divergences.

Figure 2: (a) An illustration for the bounding properties of sampling approximations to the VR bounds. Here  $\alpha_2 < 0 < \alpha_1 < 1$  and  $1 < K_1 < K_2 < +\infty$ . (b) The bias of sampling estimate of (negative) alpha divergence. In this example  $p, q$  are 2-D Gaussian distributions with identity covariance matrix, where the only difference is  $\mu_p = [0, 0]$  and  $\mu_q = [1, 1]$ . Best viewed in colour.

**Corollary 1.** For  $K < +\infty$ , there exists  $\alpha_K < 0$  such that for all  $\alpha \geq \alpha_K$ ,  $\mathbb{E}_{\{\theta_k\}_{k=1}^K}[\hat{\mathcal{L}}_{\alpha, K}(q; \mathcal{D})] \leq \log p(\mathcal{D})$ . Furthermore  $\alpha_K$  is non-decreasing in  $K$ , with  $\lim_{K \rightarrow 1} \alpha_K = -\infty$  and  $\lim_{K \rightarrow +\infty} \alpha_K = 0$ .

To better understand the above theorems we plot in Figure 2(a) an illustration of the bounding properties. By definition, the exact VR bound is a lower-bound or upper-bound of the log-likelihood  $\log p(\mathcal{D})$  when  $\alpha > 0$  or  $\alpha < 0$ , respectively (red lines). However for  $\alpha \leq 1$  the sampling approximation  $\hat{\mathcal{L}}_{\alpha, K}$  in expectation under-estimates the exact VR bound  $\mathcal{L}_\alpha$  (blue dashed lines), where the approximation quality can be improved by using more samples (the blue dashed arrow). Thus for finite samples, negative alpha values ( $\alpha_2 < 0$ ) can be used to improve the accuracy of the approximation (see the red arrow between the two blue dashed lines visualising  $\hat{\mathcal{L}}_{\alpha_1, K_1}$  and  $\hat{\mathcal{L}}_{\alpha_2, K_1}$ , respectively).

We empirically evaluate the theoretical results in Figure 2(b), by computing the exact and Monte Carlo estimate of the (negative) Rényi divergences between two Gaussian distributions. The sampling procedure is repeated 200 times to get an estimation of the expectation value. Clearly for  $K = 1$  it returns a stochastic estimate of the (negative) KL-divergence no matter what value  $\alpha$  is used. For  $K > 1$  samples and  $\alpha < 1$ , the sampling approximation under-estimates the VR bound, and the bias decreases when increasing  $K$ . For  $\alpha > 1$  the inequality is reversed simply because of the term  $1 - \alpha$  in the VR bound.

The importance weighted auto-encoder (IWAE) [Burda et al., 2015] is a special case of our framework applied to VAE with  $\alpha = 0$  and  $K < +\infty$ . The purpose of IWAE is to performing approximate MLE with an accurate approximation to the likelihood function, so large number of samples are required. In this context, Corollary 1 indicates that negative  $\alpha$  can be used to obtain a better approximation when  $K$  is small. But  $\alpha_K$  depends on both  $p$  and  $q$  and it remains an open question how to select  $\alpha$ .

## 4.2 Unified Code with the Reparameterization Trick

Readers may have noticed that  $\mathcal{L}_{VI}$  has a different form compared to  $\mathcal{L}_\alpha$  with  $\alpha \neq 1$ . In this section we use the *reparameterization trick* [Kingma and Welling, 2014] to unify the implementation for all finite  $\alpha$  settings. This trick assumes the existence of the mapping  $\theta = g_\phi(\epsilon)$ , where the distribution of the noise term  $\epsilon$  satisfies  $q(\theta)d\theta = p(\epsilon)d\epsilon$ . Then the expectation of a function  $F(\theta)$  over distribution  $q(\theta)$  can be computed as  $\mathbb{E}_{q(\theta)}[F(\theta)] = \mathbb{E}_{p(\epsilon)}[F(g_\phi(\epsilon))]$ . One prevalent example is the Gaussian reparameterization:  $\theta \sim \mathcal{N}(\mu, \Sigma) \Rightarrow \theta = \mu + \Sigma^{\frac{1}{2}}\epsilon, \epsilon \sim \mathcal{N}(\mathbf{0}, I)$ . In the following we may use  $g_\phi = g_\phi(\epsilon)$  and  $\mathbb{E}_\epsilon[\cdot] = \mathbb{E}_{p(\epsilon)}[\cdot]$

---

**Algorithm 1** one gradient step for VR- $\alpha$ /VR-max

---

- 1: sample  $\epsilon_1, \dots, \epsilon_K \sim p(\epsilon)$
- 2: for all  $k = 1, \dots, K$ , and  $n \in \mathcal{S}$  the current minibatch, compute the unnormalised weight

$$\log \hat{w}(\epsilon_k; \mathbf{x}_n) = \log p(g_\phi(\epsilon_k), \mathbf{x}_n) - \log q(g_\phi(\epsilon_k) | \mathbf{x}_n)$$

- 3: choose the sample  $\epsilon_{j_n}$  to back-propagate:
  - if  $|\alpha| < \infty$ :  $j_n \sim p_k$  where  $p_k \propto \hat{w}(\epsilon_k; \mathbf{x}_n)^{1-\alpha}$
  - if  $\alpha = -\infty$ :  $j_n = \arg \max_k \log \hat{w}(\epsilon_k; \mathbf{x}_n)$
- 4: return the gradients to the optimiser

$$\frac{1}{|\mathcal{S}|} \sum_{n \in \mathcal{S}} \nabla_\phi \log \hat{w}(\epsilon_{j_n}; \mathbf{x}_n)$$

---

to reduce the clutter of notations. Now we apply the reparameterization trick to the VR bound

$$\mathcal{L}_\alpha(q_\phi; \mathcal{D}) = \frac{1}{1-\alpha} \log \mathbb{E}_\epsilon \left[ \left( \frac{p(g_\phi, \mathcal{D})}{q(g_\phi)} \right)^{1-\alpha} \right]. \quad (19)$$

Then the gradient of the VR bound w.r.t.  $\phi$  is

$$\nabla_\phi \mathcal{L}_\alpha(q_\phi; \mathcal{D}) = \mathbb{E}_\epsilon \left[ w_\alpha(\epsilon; \phi, \mathcal{D}) \nabla_\phi \log \frac{p(g_\phi, \mathcal{D})}{q(g_\phi)} \right], \quad (20)$$

where  $w_\alpha(\epsilon; \phi, \mathcal{D}) \propto \left( \frac{p(g_\phi, \mathcal{D})}{q(g_\phi)} \right)^{1-\alpha}$  denotes the normalised importance weight. For finite samples  $\epsilon_k \sim p(\epsilon)$ ,  $k = 1, \dots, K$  the gradient is approximated by

$$\nabla_\phi \hat{\mathcal{L}}_{\alpha, K}(q_\phi; \mathcal{D}) = \frac{1}{K} \sum_{k=1}^K \left[ \hat{w}_{\alpha, k} \nabla_\phi \log \frac{p(g_\phi(\epsilon_k), \mathcal{D})}{q(g_\phi(\epsilon_k))} \right]. \quad (21)$$

with  $\hat{w}_{\alpha, k}$  short-hand for  $\hat{w}_\alpha(\epsilon_k; \phi, \mathcal{D})$ , the normalised importance weight with finite samples. One can show that it recovers the the stochastic gradients of  $\mathcal{L}_{VI}$  by setting  $\alpha = 1$  in (21):

$$\nabla_\phi \mathcal{L}_{VI}(q_\phi; \mathcal{D}) \approx \frac{1}{K} \sum_{k=1}^K \nabla_\phi \log \frac{p(g_\phi(\epsilon_k), \mathcal{D})}{q(g_\phi(\epsilon_k))}, \quad (22)$$

which means the resulting algorithm unifies the computation for all finite  $\alpha$  settings.

To speed-up learning [Burda et al., 2015] suggested back-propagating only one sample  $\epsilon_j$  with  $j \sim p_j = \hat{w}_{\alpha, j}$ , which can be easily extended to our framework. Importantly, the use of different  $\alpha < 1$  indicates the degree of emphasising locations where the approximation  $q(\theta)$  mismatches  $p(\theta | \mathcal{D})$ . Negative  $\alpha$  can also be used according to Section 4.1, and in the extreme case  $\alpha \rightarrow -\infty$ , the algorithm chooses the sample that has the *maximum* unnormalised importance weight. We name this approach *VR-max* and summarise it and other finite  $\alpha$  settings in Algorithm 1 for VAEs. Note that VR-max does *not* compute the  $q$  distribution by the minimum description length principle (MDL), since MDL approximates the true posterior by *minimising* the exact VR bound  $\mathcal{L}_{-\infty}$  that upper-bounds the exact log-likelihood function.

### 4.3 Stochastic Approximation for Large-scale Learning

So far we discussed the VR bounds computed on the whole dataset  $\mathcal{D}$ . However for large datasets full batch learning will be very inefficient. In the appendix of [Li et al., 2015] the authors discussed stochastic EP as a way to approximating the VR bound optimisation for large-scale learning. Here we propose another stochastic approximation method to enable minibatch training, which directly applies to the VR bound.

Using the notation  $f_n(\theta) = p(\mathbf{x}_n | \theta)$  and defining the “average likelihood”  $\bar{f}_\mathcal{D}(\theta) = [\prod_{n=1}^N f_n(\theta)]^{\frac{1}{N}}$ , the joint distribution can be rewritten as  $p(\theta, \mathcal{D}) = p_0(\theta) \bar{f}_\mathcal{D}(\theta)^N$ . Now we sample  $M$  datapoints  $\mathcal{S} =$

$\{\mathbf{x}_{n_1}, \dots, \mathbf{x}_{n_M}\} \sim \mathcal{D}$  and define the corresponding ‘‘subset average likelihood’’  $\bar{f}_{\mathcal{S}}(\boldsymbol{\theta}) = [\prod_{m=1}^M f_{n_m}(\boldsymbol{\theta})]^{\frac{1}{M}}$ . When  $M = 1$  we also write  $\bar{f}_{\mathcal{S}}(\boldsymbol{\theta}) = f_n(\boldsymbol{\theta})$  for  $\mathcal{S} = \{\mathbf{x}_n\}$ . Then we approximate the VR bound (13) by replacing  $\bar{f}_{\mathcal{D}}(\boldsymbol{\theta})$  with  $\bar{f}_{\mathcal{S}}(\boldsymbol{\theta})$ :

$$\begin{aligned} \tilde{\mathcal{L}}_{\alpha}(q; \mathcal{S}) &= \frac{1}{1-\alpha} \log \int q(\boldsymbol{\theta})^{\alpha} (p_0(\boldsymbol{\theta}) \bar{f}_{\mathcal{S}}(\boldsymbol{\theta})^N)^{1-\alpha} d\boldsymbol{\theta} \\ &= \frac{1}{1-\alpha} \log \mathbb{E}_q \left[ \left( \frac{p_0(\boldsymbol{\theta}) \bar{f}_{\mathcal{S}}(\boldsymbol{\theta})^N}{q(\boldsymbol{\theta})} \right)^{1-\alpha} \right]. \end{aligned} \quad (23)$$

This returns a stochastic estimate of the evidence lower-bound when  $\alpha \rightarrow 1$ . For other  $\alpha \neq 1$  settings, increasing the size of the minibatch  $M = |\mathcal{S}|$  reduces the bias of approximation. This is guaranteed by the following theorem proved in the supplementary.

**Theorem 3.** *If the approximate distribution  $q(\boldsymbol{\theta})$  is Gaussian  $\mathcal{N}(\boldsymbol{\mu}, \boldsymbol{\Sigma})$ , and the likelihood functions has an exponential family form  $p(\mathbf{x}|\boldsymbol{\theta}) = \exp[\langle \boldsymbol{\theta}, \boldsymbol{\Psi}(\mathbf{x}) \rangle - A(\boldsymbol{\theta})]$ , then for  $\alpha \leq 1$  the stochastic approximation is bounded by*

$$\mathbb{E}_{\mathcal{S}}[\tilde{\mathcal{L}}_{\alpha}(q; \mathcal{S})] \leq \mathcal{L}_{1-(1-\alpha)r}(q; \mathcal{D}) + \frac{N^2(1-\alpha)r}{2(r-1)} \text{tr}(\boldsymbol{\Sigma} \boldsymbol{\Lambda}_{\mathcal{S}})$$

where  $\boldsymbol{\Lambda}_{\mathcal{S}} = \text{Cov}_{\mathcal{S} \sim \mathcal{D}}(\bar{\boldsymbol{\Psi}}_{\mathcal{S}})$  and for any  $r > 1$ .

The covariance matrix of the minibatch’s sufficient statistic mean  $\bar{\boldsymbol{\Psi}}_{\mathcal{S}}$  is  $\boldsymbol{\Lambda}_{\mathcal{S}} = \text{Cov}_{\mathcal{D}}(\boldsymbol{\Psi})$  for  $M = 1$  and  $\boldsymbol{\Lambda}_{\mathcal{S}} = \frac{N-M}{NM} \text{Cov}_{\mathcal{D}}(\boldsymbol{\Psi})$  when  $M > 1$ . So for full batch training ( $M = N$ ) the approximation is exact, i.e.  $\tilde{\mathcal{L}}_{\alpha} = \mathcal{L}_{\alpha}$ .

The recently proposed black-box alpha (BB- $\alpha$ ) algorithm [Hernández-Lobato et al., 2015] is a special case of the proposed stochastic approximation method. This can be shown by selecting  $M = 1$ ,  $\alpha' = 1 - \frac{\alpha}{N}$  and defining  $q(\boldsymbol{\theta}) = \frac{1}{Z_q} p_0(\boldsymbol{\theta}) f(\boldsymbol{\theta})^N$ :

$$\begin{aligned} \mathcal{L}_{BB-\alpha}(q; \mathcal{D}) &= \frac{1}{\alpha} \sum_{n=1}^N \log Z_{\tilde{p}_n^{\alpha}} - \left( \frac{N}{\alpha} - 1 \right) \log Z_q \\ &= \mathbb{E}_{\mathcal{D}} \left[ \frac{N}{\alpha} \log \int q(\boldsymbol{\theta})^{1-\frac{\alpha}{N}} (p_0(\boldsymbol{\theta}) f_n(\boldsymbol{\theta})^N)^{\frac{\alpha}{N}} d\boldsymbol{\theta} \right] \\ &= \mathbb{E}_{\mathcal{D}}[\tilde{\mathcal{L}}_{\alpha'}(q; \mathbf{x}_n)], \end{aligned} \quad (24)$$

where  $\tilde{p}_n^{\alpha}(\boldsymbol{\theta}) \propto p_0(\boldsymbol{\theta}) f(\boldsymbol{\theta})^{N-\alpha} f_n(\boldsymbol{\theta})^{\alpha}$  is the tilted distribution with power  $\alpha$  and  $Z_{\tilde{p}_n^{\alpha}}$  is its normalising constant. BB- $\alpha$  was originally proposed to approximate the energy of (power) EP [Minka, 2001, Minka, 2004], which minimises Amari’s  $\alpha$ -divergence *locally*. The new derivation sheds lights on the connections between approximate local and global  $\alpha$ -divergence minimisations.

BB- $\alpha$  also uses simple Monte Carlo (Section 4.1) to estimate the energy function, and one can show in the same way as to prove Theorem 2 that the Monte Carlo estimate in expectation provides a lower-bound on  $\mathcal{L}_{BB-\alpha}$  when  $\alpha > 0$ . In general it is also an open question how to choose  $\alpha$  to guarantee a lower-bound to  $\log p(\mathcal{D})$  for given the minibatch size  $M$  and the number of samples  $K$ .

## 5 Experiments

We evaluated the proposed family of variational methods on variational auto-encoders and Bayesian neural networks. Unless stated we tested VR bounds using  $\alpha = 0.5, 0$  and  $-\infty$ , and compared to traditional VI ( $\alpha = 1.0$ ) and BB- $\alpha$  ( $\alpha \in [1 - 1/N, 1]$ ).

### 5.1 Variational auto-encoder

The first set of experiments considered variational auto-encoders for unsupervised learning. We mainly compared three approaches: the original VAE using VI ( $\alpha = 1.0$ ) [Kingma and Welling, 2014], the importance weighted auto encoder (IWAE) [Burda et al., 2015] that is equivalent to choosing  $\alpha = 0$  in our framework, and the proposed VR-max ( $\alpha = -\infty$ ) algorithm applied to VAEs. The VR-max






Figure 3: Sampled images from the VR-max trained auto-encoders.

Dataset	$L$	$K$	VAE	IWAE	VR-max
Frey Face	1	5	1322.96	<b>1380.30</b>	1377.40
( $\pm$ std. err.)			$\pm 10.03$	$\pm 4.60$	$\pm 4.59$
Caltech 101	1	5	-119.69	<b>-117.89</b>	-118.01
Silhouettes		50	-119.61	-117.21	<b>-117.10</b>
MNIST	1	5	-86.47	<b>-85.41</b>	-85.42
		50	-86.35	<b>-84.80</b>	-84.81
	2	5	-85.01	<b>-83.92</b>	-84.04
		50	-84.78	<b>-83.12</b>	-83.44

Table 1: Average Test log-likelihood. Results for VAE on MNIST are collected from [Burda et al., 2015]. IWAE results are reproduced using the publicly available implementation.

method was implemented upon the publicly available code<sup>1</sup>. Note that the original implementation back-propagates all the samples to compute gradients, while VR-max only back-propagates the sample with the largest importance weight.

Three datasets are considered: Frey Face, Caltech 101 Silhouettes and MNIST. The experiments were run with 10-fold cross validation on the comparably small Frey Face dataset, while the other two were tested only on the provided splits. The VAE model consists of  $L = 1$  or 2 stochastic layers with deterministic layers stacked between, and the detailed network architecture is detailed in the supplementary. We used ADAM [Kingma and Ba, 2015] for optimisation. For MNIST we used settings from [Burda et al., 2015] including the learning rates, size of minibatch and number of epochs. For other two datasets the learning rates and stopping epochs were tuned on the VI setting. We reproduced the experiments for IWAE to obtain a fair comparison, since the results included in [Burda et al., 2015] mismatches those evaluated on the publicly available code.

We report the test data likelihood results in Table 1 by computing  $\log p(\mathbf{x}) \approx \hat{\mathcal{L}}_{\alpha, K}(q; \mathbf{x})$  with  $\alpha = 0.0$ ,  $K = 5000$  following [Burda et al., 2015]. We also present some samples from the VR-max trained models in Figure 3. Overall VR-max applied to VAEs worked almost indistinguishable to IWAEs on all the three datasets. However, VR-max took significantly less time to run compared to IWAE with a full backward pass. The experiments were run on a machine with a Tesla C2075 GPU, and when trained on MNIST with  $L = 1$  stochastic layer and  $K = 50$  samples, VR-max and IWAE took *25hr29min* and *61hr16min*, respectively (3280 epochs in total). In this case we also implemented the single backward pass version based on the available code, and the test log-likelihood result for IWAE is -85.02, which is slightly worse than VR-max’s performance. These results justify the arguments in Section 4.1 that negative  $\alpha$  can be used with negligible model quality loss when the computation resources are limited.

A conjecture for VR-max’s success is that the  $\alpha$  value corresponding to the tightest VR bound becomes more negative as the mismatch between the optimal  $q$  and the true posterior increases. This is the case for neural networks because now a simple distribution  $q$  is fitted to approximate the typically multimodal

<sup>1</sup><https://github.com/yburda/iwae>

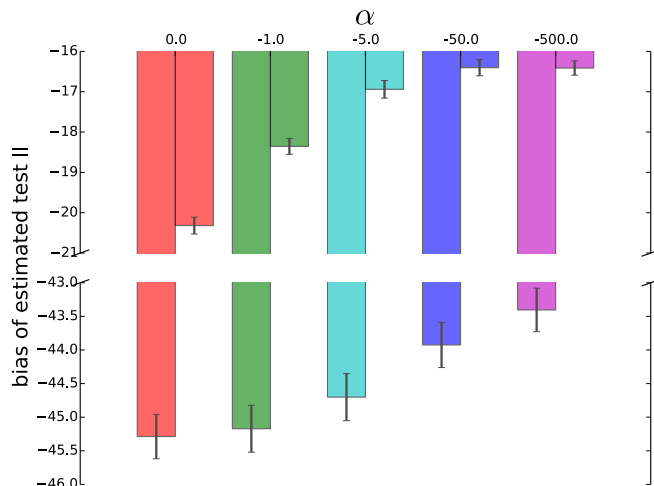


Figure 4: The bias of sampling approximate to the exact log-likelihood function using different  $\alpha$  and  $K$ . Results for  $K = 5, 50$  samples are shown on the left and right, respectively.

true posterior. To evaluate this we took the 1-layer VAE trained on Frey Face data, and compute the VR bounds on  $M = 100$  datapoints sampled from the test data using  $K = \{5, 50\}$  and non-positive alphas  $\alpha \in \{0.0, -1.0, -5.0, -50.0, -500.0\}$ . Figure 4 presents the bias values computed by  $\hat{\mathcal{L}}_{0,5000} - \hat{\mathcal{L}}_{\alpha,K}$ , which verifies the conjecture. This shows that the bias decreases as  $\alpha$  goes to minus infinity. Also increasing the number of samples  $K$  improves the approximation quality. The variance of estimation is almost constant as a function of  $\alpha$  (with  $K$  fixed), and is negligible when compared to the bias of sampling estimate.

Other positive alpha settings including  $\alpha = 0.5$  returned slightly worse results, e.g.  $1374.64 \pm 5.62$  for Frey Face and  $-85.50$  for MNIST with  $L = 1$  and  $K = 5$ . These worse results for  $\alpha > 0$  indicate the preference of getting tighter approximations to the likelihood function for MLE problems.

## 5.2 Bayesian neural network

The second set of experiments considered Bayesian neural networks applied to regression datasets collected from the UCI dataset repository<sup>2</sup>. The likelihood function is defined as  $p(y|\mathbf{x}, \boldsymbol{\theta}) = \mathcal{N}(y; F_{\boldsymbol{\theta}}(\mathbf{x}), \sigma^2)$  where  $F_{\boldsymbol{\theta}}(\mathbf{x})$  denotes the non-linear transform from the neural network with weights  $\boldsymbol{\theta}$ . We use unit Gaussian prior  $\boldsymbol{\theta} \sim \mathcal{N}(\boldsymbol{\theta}; \mathbf{0}, \mathbf{I})$  and Gaussian approximation  $q(\boldsymbol{\theta}) = \mathcal{N}(\boldsymbol{\theta}; \boldsymbol{\mu}_q, \text{diag}(\boldsymbol{\sigma}_q))$ , where we fit the parameters of  $q$  and the noise level  $\sigma$  by optimising the lower-bound. For all datasets we use single-layer neural networks with 50 hidden units (ReLU) for datasets except Protein and Year (100 units). The methods for comparison were run to convergence on the small datasets and 100, 40 iterations for the large datasets Protein and Year Prediction MSD, respectively. We used ADAM [Kingma and Ba, 2015] for optimisation with learning rate 0.001 and the standard setting for other parameters. For stochastic optimisation we used minibatch size  $M = 32$  and number of samples  $K = 100, 10$  for small and large datasets. We used the data splits from [Hernández-Lobato and Adams, 2015], where the number of splits is 20 except for the large datasets, which is 5 and 1 for Protein and Year, respectively.

Results are summarised in Table 5.2 and 5.2, where we also present those from previous methods including VI [Graves, 2011], PBP [Hernández-Lobato and Adams, 2015] for comparisons. Note that the BB- $\alpha$ =BO results from [Hernández-Lobato et al., 2015] are not directly comparable, since they were trained on another set of 50 data splits using learning rates, alpha, and prior tuned by Bayesian Optimisation. So in the tables we highlighted the best performance results of the methods in comparison except BB- $\alpha$ =BO. Both test log-likelihood and test RMSE results show that our proposed optimisation method for VR bounds performed very similarly or even better than traditional variational inference and (approximate) EP methods. Surprisingly VR-max returned results of similar qualities, if not better, to other methods, even when the interaction of the biases from both the Monte Carlo estimate and minibatch

<sup>2</sup><http://archive.ics.uci.edu/ml/datasets.html>

Dataset	VI	PBP	BB- $\alpha$ =BO*	VR-0.5	VR-0.0	VR-max
Boston	-2.903 $\pm$ 0.071	-2.574 $\pm$ 0.089	-2.549 $\pm$ 0.019	<b>-2.457<math>\pm</math>0.066</b>	-2.468 $\pm$ 0.071	-2.469 $\pm$ 0.072
Concrete	-3.391 $\pm$ 0.017	-3.161 $\pm$ 0.019	-3.104 $\pm$ 0.015	-3.094 $\pm$ 0.016	<b>-3.076<math>\pm</math>0.018</b>	-3.092 $\pm$ 0.018
Energy	-2.391 $\pm$ 0.029	-2.042 $\pm$ 0.019	-0.945 $\pm$ 0.012	-1.401 $\pm$ 0.029	-1.418 $\pm$ 0.020	<b>-1.389<math>\pm</math>0.018</b>
Wine	-0.980 $\pm$ 0.013	-0.968 $\pm$ 0.014	-0.949 $\pm$ 0.009	<b>-0.948<math>\pm</math>0.011</b>	-0.952 $\pm$ 0.012	-0.949 $\pm$ 0.012
Yacht	-3.439 $\pm$ 0.163	<b>-1.634<math>\pm</math>0.016</b>	-1.102 $\pm$ 0.039	-1.816 $\pm$ 0.011	-1.829 $\pm$ 0.014	-1.817 $\pm$ 0.013
Protein	-2.992 $\pm$ 0.006	-2.973 $\pm$ 0.003	NA $\pm$ NA	-2.923 $\pm$ 0.006	<b>-2.911<math>\pm</math>0.005</b>	-2.938 $\pm$ 0.005
Year	-3.622 $\pm$ NA	-3.603 $\pm$ NA	NA $\pm$ NA	-3.545 $\pm$ NA	-3.550 $\pm$ NA	<b>-3.542<math>\pm</math>NA</b>

Table 2: Average test log-likelihood. BB- $\alpha$ =BO results are not directly comparable and are available only for small datasets.

Dataset	VI	PBP	BB- $\alpha$ =BO*	VR-0.5	VR-0.0	VR-max
Boston	4.320 $\pm$ 0.291	3.104 $\pm$ 0.180	3.160 $\pm$ 0.109	2.853 $\pm$ 0.154	2.852 $\pm$ 0.169	<b>2.837<math>\pm</math>0.181</b>
Concrete	7.128 $\pm$ 0.123	5.667 $\pm$ 0.093	5.374 $\pm$ 0.074	5.343 $\pm$ 0.102	<b>5.237<math>\pm</math>0.114</b>	5.280 $\pm$ 0.104
Energy	2.646 $\pm$ 0.081	1.804 $\pm$ 0.048	0.600 $\pm$ 0.018	0.807 $\pm$ 0.059	0.883 $\pm$ 0.050	<b>0.791<math>\pm</math>0.041</b>
Wine	0.646 $\pm$ 0.008	<b>0.635<math>\pm</math>0.007</b>	0.632 $\pm$ 0.005	0.640 $\pm$ 0.009	0.638 $\pm$ 0.008	0.639 $\pm$ 0.009
Yacht	6.887 $\pm$ 0.674	<b>1.015<math>\pm</math>0.054</b>	0.902 $\pm$ 0.051	1.111 $\pm$ 0.082	1.239 $\pm$ 0.109	1.117 $\pm$ 0.085
Protein	4.842 $\pm$ 0.003	4.732 $\pm$ 0.013	NA $\pm$ NA	4.505 $\pm$ 0.033	<b>4.436<math>\pm</math>0.030</b>	4.574 $\pm$ 0.023
Year	9.034 $\pm$ NA	<b>8.879<math>\pm</math>NA</b>	NA $\pm$ NA	8.942 $\pm$ NA	9.133 $\pm$ NA	8.949 $\pm$ NA

Table 3: Average Test Error. BB- $\alpha$ =BO results are not directly comparable and are available only for small datasets.

sub-sampling is currently unknown to us. The results also indicate that for posterior approximation problems, in contrast to MLE, the optimal  $\alpha$  may vary for different datasets and/or different models.

## 6 Conclusion

We have presented the variational Rényi bound and its optimisation framework. We have shown the richness of the new family, not only by connecting to existing approaches including traditional VI/VB, stochastic EP, BB- $\alpha$ , VAE and IWAE, but also by proposing the VR-max algorithm as a new special case. Empirical results on variational auto-encoders and Bayesian neural networks indicate that VR-max and other alpha settings  $\alpha = 0.0, 0.5$  work at least similarly well, or even better, to the state-of-the-art results as predicted by the theory. Future work will focus on both experimental and theoretical sides. The proposed class of variational methods should be tested on other popular probabilistic models. Theoretical work will study the interaction of the biases introduced by the Monte Carlo estimate and datapoint sub-sampling. Theoretical and empirical studies on choosing optimal  $\alpha$  values will guide practitioners to using the appropriate algorithm for their applications.

## References

- [Amari, 1985] Amari, S.-i. (1985). *Differential-Geometrical Methods in Statistic*. Springer, New York.
- [Beal, 2003] Beal, M. J. (2003). *Variational algorithms for approximate Bayesian inference*. PhD thesis, University College London.
- [Blundell et al., 2015] Blundell, C., Cornebise, J., Kavukcuoglu, K., and Wierstra, D. (2015). Weight uncertainty in neural networks. In *International Conference on Machine Learning*.
- [Broderick et al., 2013] Broderick, T., Boyd, N., Wibisono, A., Wilson, A. C., and Jordan, M. I. (2013). Streaming variational bayes. In Burges, C. J. C., Bottou, L., Ghahramani, Z., and Weinberger, K. Q., editors, *NIPS*, pages 1727–1735.
- [Burda et al., 2015] Burda, Y., Grosse, R., and Salakhutdinov, R. (2015). Importance weighted autoencoders. *arXiv preprint arXiv:1509.00519*.

- [Cover and Thomas, 2006] Cover, T. and Thomas, J. (2006). *Elements of information theory*. Wiley-Interscience.
- [Dehaene and Barthelmé, 2015] Dehaene, G. and Barthelmé, S. (2015). Expectation propagation in the large-data limit. *arXiv:1503.08060*.
- [Gelman et al., 2014] Gelman, A., Vehtari, A., Jylänki, P., Robert, C., Chopin, N., and Cunningham, J. P. (2014). Expectation propagation as a way of life. *arXiv:1412.4869*.
- [Graves, 2011] Graves, A. (2011). Practical variational inference for neural networks. In *Advances in Neural Information Processing Systems*, pages 2348–2356.
- [Grünwald, 2007] Grünwald, P. (2007). *Minimum Description Length Principle*. MIT press, Cambridge, MA.
- [Hernández-Lobato and Adams, 2015] Hernández-Lobato, J. M. and Adams, R. P. (2015). Probabilistic backpropagation for scalable learning of bayesian neural networks. In *International Conference on Machine Learning*.
- [Hernández-Lobato et al., 2015] Hernández-Lobato, J. M., Li, Y., Hernández-Lobato, D., Bui, T., and Turner, R. E. (2015). Black-box  $\alpha$ -divergence minimization. In *NIPS Workshop on Black-box Learning and Inference, Montreal, Canada*.
- [Hoffman et al., 2013] Hoffman, M. D., Blei, D. M., Wang, C., and Paisley, J. W. (2013). Stochastic variational inference. *Journal of Machine Learning Research*, 14(1):1303–1347.
- [Im et al., 2015] Im, D. J., Ahn, S., Memisevic, R., and Bengio, Y. (2015). Denoising criterion for variational auto-encoding framework. *arXiv:1511.06406*.
- [Jordan et al., 1999] Jordan, M. I., Ghahramani, Z., Jaakkola, T. S., and Saul, L. K. (1999). An introduction to variational methods for graphical models. *Machine learning*, 37(2):183–233.
- [Kingma and Ba, 2015] Kingma, D. P. and Ba, J. (2015). Adam: A method for stochastic optimization. In *International Conference of Learning Representations*.
- [Kingma and Welling, 2014] Kingma, D. P. and Welling, M. (2014). Auto-encoding variational bayes. In *Neural Information Processing Systems*.
- [Kucukelbir et al., 2015] Kucukelbir, A., Ranganath, R., Gelman, A., and Blei, D. M. (2015). Automatic variational inference in stan. In *Neural Information Processing Systems*.
- [Li et al., 2015] Li, Y., Hernández-Lobato, J. M., and Turner, R. E. (2015). Stochastic expectation propagation. In *Neural Information Processing Systems*.
- [Minka, 2001] Minka, T. (2001). Expectation propagation for approximate Bayesian inference. In *Uncertainty in Artificial Intelligence*, volume 17, pages 362–369.
- [Minka, 2004] Minka, T. (2004). Power EP. Technical Report MSR-TR-2004-149, Microsoft Research, Cambridge.
- [Nielsen, 2011] Nielsen, F. (2011). Chernoff information of exponential families. *arXiv preprint arXiv:1102.2684*.
- [Opper and Winther, 2005] Opper, M. and Winther, O. (2005). Expectation consistent approximate inference. *The Journal of Machine Learning Research*, 6:2177–2204.
- [Ranganath et al., 2014] Ranganath, R., Gerrish, S., and Blei, D. M. (2014). Black box variational inference. In *The 17th International Conference on Artificial Intelligence and Statistics (AISTATS)*.
- [Rényi, 1961] Rényi, A. (1961). On measures of entropy and information. *Fourth Berkeley symposium on mathematical statistics and probability*, 1.

- [Rezende et al., 2014] Rezende, D. J., Mohamed, S., and Wierstra, D. (2014). Stochastic backpropagation and approximate inference in deep generative models. In *International Conference of Machine Learning*.
- [Salimans et al., 2015] Salimans, T., Kingma, D. P., and Welling, M. (2015). Markov chain monte carlo and variational inference: Bridging the gap. In *International Conference on Machine Learning*.
- [Tsallis, 1988] Tsallis, C. (1988). Possible generalization of boltzmann-gibbs statistics. *Journal of statistical physics*, 52(1-2):479–487.
- [Turner and Sahani, 2011] Turner, R. E. and Sahani, M. (2011). Two problems with variational expectation maximisation for time-series models. In Barber, D., Cemgil, T., and Chiappa, S., editors, *Bayesian Time series models*, chapter 5, pages 109–130. Cambridge University Press.
- [Van Erven and Harremoës, 2014] Van Erven, T. and Harremoës, P. (2014). Rényi divergence and kullback-leibler divergence. *Information Theory, IEEE Transactions on*, 60(7):3797–3820.
- [Xu et al., 2014] Xu, M., Lakshminarayanan, B., Teh, Y. W., Zhu, J., and Zhang, B. (2014). Distributed bayesian posterior sampling via moment sharing. In *NIPS*.

## A Proofs of the Main Results

We provide the proofs of the theorems presented in the main text.

### A.1 Proof of Theorem 2

*Proof.* 1) It is straight forward to show the results holds for  $\alpha = 1$ . We follow the proof in [Burda et al., 2015] for fixed  $\alpha < 1$ . Let  $K > 1$  and the subset of indices  $I = \{i_1, \dots, i_{K'}\} \subset \{K\}, K' < K$  randomly sampled from integers 1 to  $K$ . Then for any  $\alpha < 1$  we have

$$\begin{aligned} \mathbb{E}_{\{\boldsymbol{\theta}_k\}_{k=1}^K} [\hat{\mathcal{L}}_{\alpha, K}] &= \frac{1}{1-\alpha} \mathbb{E}_{\{\boldsymbol{\theta}_k\}} \left( \log \frac{1}{K} \sum_{k=1}^K \left( \frac{p(\boldsymbol{\theta}_k, \mathcal{D})}{q(\boldsymbol{\theta}_k)} \right)^{1-\alpha} \right) \\ &= \frac{1}{1-\alpha} \mathbb{E}_{\{\boldsymbol{\theta}_k\}} \left( \log \mathbb{E}_{I \subset \{K\}} \left( \frac{1}{K'} \sum_{k=1}^K \left( \frac{p(\boldsymbol{\theta}_{i_k}, \mathcal{D})}{q(\boldsymbol{\theta}_{i_k})} \right)^{1-\alpha} \right) \right) \\ &\geq \frac{1}{1-\alpha} \mathbb{E}_{\{\boldsymbol{\theta}_k\}} \left( \mathbb{E}_{I \subset \{K\}} \left( \log \frac{1}{K'} \sum_{k=1}^K \left( \frac{p(\boldsymbol{\theta}_{i_k}, \mathcal{D})}{q(\boldsymbol{\theta}_{i_k})} \right)^{1-\alpha} \right) \right) \\ &= \frac{1}{1-\alpha} \mathbb{E}_{\{\boldsymbol{\theta}_k\}} \left( \log \frac{1}{K} \sum_{k=1}^{K'} \left( \frac{p(\boldsymbol{\theta}_k, \mathcal{D})}{q(\boldsymbol{\theta}_k)} \right)^{1-\alpha} \right) = \mathbb{E}_{\{\boldsymbol{\theta}_k\}_{k=1}^{K'}} [\hat{\mathcal{L}}_{\alpha, K'}] \end{aligned}$$

We used Jensen's inequality of logarithm for the lower-bounding result here. When  $\alpha > 1$  we can proof similar result but with inequality reversed.

Next we prove that, when  $K \rightarrow \infty$  and  $|p(\boldsymbol{\theta}, \mathcal{D})/q(\boldsymbol{\theta})| < +\infty$ , we have  $\mathbb{E}_{\{\boldsymbol{\theta}_k\}_{k=1}^K} [\hat{\mathcal{L}}_{\alpha, K}] \rightarrow \mathcal{L}_\alpha$ . First we prove using Jensen's inequality again

$$\begin{aligned} \mathbb{E}_{\{\boldsymbol{\theta}_k\}_{k=1}^K} [\hat{\mathcal{L}}_{\alpha, K}] &= \frac{1}{1-\alpha} \mathbb{E}_{\{\boldsymbol{\theta}_k\}} \left( \log \frac{1}{K} \sum_{k=1}^K \left( \frac{p(\boldsymbol{\theta}_k, \mathcal{D})}{q(\boldsymbol{\theta}_k)} \right)^{1-\alpha} \right) \\ &\leq \frac{1}{1-\alpha} \log \mathbb{E}_{\{\boldsymbol{\theta}_k\}} \left( \frac{1}{K} \sum_{k=1}^K \left( \frac{p(\boldsymbol{\theta}_k, \mathcal{D})}{q(\boldsymbol{\theta}_k)} \right)^{1-\alpha} \right) = \mathcal{L}_\alpha. \end{aligned}$$

Then  $\mathbb{E}_{\{\boldsymbol{\theta}_k\}_{k=1}^K} [\hat{\mathcal{L}}_{\alpha, K}] \rightarrow \mathcal{L}_\alpha$  by the strong law of large numbers. The bounding assumption is often satisfied when  $\text{supp}(p) \subset \text{supp}(q)$ . In large data limit the true posterior approaches to a delta function, in such case  $q(\boldsymbol{\theta})$  is attracted to be the same delta function as well, so the results still apply. In summary, increasing number of samples  $K$  improves the approximation quality to the exact VR bound.

2) Continuity in  $\alpha$ : We only prove for non-negative  $\alpha$ , where similar results for negative  $\alpha$  can be proved using the skew symmetry. For  $\alpha \neq 0, 1, \infty$  it suffice to prove that for any sequence  $\{\alpha_n\} \rightarrow \alpha$ ,

$$\lim_{n \rightarrow \infty} \log \frac{1}{K} \sum_k q(\boldsymbol{\theta}_k)^{\alpha_n} p(\boldsymbol{\theta}_k, \mathcal{D})^{1-\alpha_n} = \log \frac{1}{K} \sum_k \lim_{n \rightarrow \infty} q(\boldsymbol{\theta}_k)^{\alpha_n} p(\boldsymbol{\theta}_k, \mathcal{D})^{1-\alpha_n},$$

which is straight forward for finite  $K$  since logarithm is continuous on positive real values and inside the logarithm is a finite sum. For  $\alpha = 0, 1, \infty$  the Rényi divergence is defined by continuity so one can use the same technique to show the continuity of  $\mathbb{E}_{\{\boldsymbol{\theta}_k\}_{k=1}^K} [\hat{\mathcal{L}}_{\alpha, K}]$  on those  $\alpha$  values for fixed  $K$ .

Non-decreasing in  $\alpha$  can be proved in similar way as Theorem 3 and 39 in [Van Erven and Harremoës, 2014], with one modification of applying Jensen's inequality to finite sample averages in stead of expectations. □

### A.2 Proof of Corollary 1

*Proof.* The existence of the negative value  $\alpha_K$  for a fixed  $K$  is a direct result of Theorem 1, 2, and the skew symmetry. This is because:

1) from Theorem 1 and 2,  $\alpha = 0$  returns the lower-bound  $\mathbb{E}_{\{\theta_k\}_{k=1}^K} [\hat{\mathcal{L}}_{0,K}] \leq \log p(\mathcal{D})$  for all finite  $K$ ;

2) from Theorem 2,  $\mathbb{E}_{\{\theta_k\}_{k=1}^K} [\hat{\mathcal{L}}_{\alpha,K}] \rightarrow \mathcal{L}_\alpha$  for  $K \rightarrow \infty$ ; and

3) from the skew symmetry,  $\mathcal{L}_\alpha \geq \log p(\mathcal{D})$  for all  $\alpha < 0$ .

For any finite  $\alpha$ ,  $\mathbb{E}_{\{\theta_1\}} [\hat{\mathcal{L}}_{\alpha,1}] = \mathcal{L}_{VI}$ , which means  $\alpha_K \rightarrow -\infty$  for  $K \rightarrow 1$ . Also according to Theorem 1  $\alpha_K \rightarrow 0$  when  $K \rightarrow +\infty$ .  $\square$

### A.3 Proof of Theorem 3

*Proof.* We substitute the exponential family likelihood term into the stochastic approximation of the VR bound with  $\alpha < 1$ , and use Hölder's inequality for any  $1/r + 1/s = 1$ ,  $r > 1$  (define  $\tilde{\alpha} = 1 - (1 - \alpha)r$ ):

$$\begin{aligned} \mathbb{E}_{\mathcal{S}}[\tilde{\mathcal{L}}_\alpha(q; \mathcal{S})] &= \frac{1}{1 - \alpha} \log \mathbb{E}_q \left[ \left( \frac{p_0(\boldsymbol{\theta}) \bar{f}_{\mathcal{D}}(\boldsymbol{\theta})^N \bar{f}_{\mathcal{S}}(\boldsymbol{\theta})^N}{q(\boldsymbol{\theta}) \bar{f}_{\mathcal{D}}(\boldsymbol{\theta})^N} \right)^{1 - \alpha} \right] \\ &\leq \mathcal{L}_{\tilde{\alpha}}(q; \mathcal{D}) + \frac{1}{(1 - \alpha)s} \mathbb{E}_{\mathcal{S}} \{ \log \mathbb{E}_q [\exp[N(1 - \alpha)s \langle \bar{\boldsymbol{\Psi}}_{\mathcal{S}} - \bar{\boldsymbol{\Psi}}_{\mathcal{D}}, \boldsymbol{\theta} \rangle]] \} \\ &= \mathcal{L}_{\tilde{\alpha}}(q; \mathcal{D}) + \frac{1}{(1 - \alpha)s} \mathbb{E}_{\mathcal{S}} [K_{\boldsymbol{\theta}}(N(1 - \alpha)s(\bar{\boldsymbol{\Psi}}_{\mathcal{S}} - \bar{\boldsymbol{\Psi}}_{\mathcal{D}}))], \end{aligned}$$

where  $\bar{\boldsymbol{\Psi}}_{\mathcal{S}}$  and  $\bar{\boldsymbol{\Psi}}_{\mathcal{D}}$  denote the mean of the sufficient statistic  $\boldsymbol{\Psi}(\mathbf{x})$  on the minibatch  $\mathcal{S}$  and the whole dataset  $\mathcal{D}$ , respectively. For Gaussian distribution  $q(\boldsymbol{\theta}) = \mathcal{N}(\boldsymbol{\mu}, \boldsymbol{\Sigma})$  the cumulant generating function  $K_{\boldsymbol{\theta}}(\mathbf{t})$  has a closed form

$$K_{\boldsymbol{\theta}}(\mathbf{t}) = \boldsymbol{\mu}^T \mathbf{t} + \frac{1}{2} \mathbf{t}^T \boldsymbol{\Sigma} \mathbf{t}.$$

Define  $\mathbf{t}_{\mathcal{S}} = N(1 - \alpha)s\Delta_{\mathcal{S}}$  with  $\Delta_{\mathcal{S}} = \bar{\boldsymbol{\Psi}}_{\mathcal{S}} - \bar{\boldsymbol{\Psi}}_{\mathcal{D}}$ , then  $\mathbb{E}_{\mathcal{S}}[\mathbf{t}_{\mathcal{S}}] = \mathbf{0}$  and the upper-bound can be rewritten as

$$\begin{aligned} \mathbb{E}_{\mathcal{S}}[\tilde{\mathcal{L}}_\alpha(q; \mathcal{S})] &\leq \mathcal{L}_{\tilde{\alpha}}(q; \mathcal{D}) + \frac{1}{(1 - \alpha)s} \mathbb{E}_{\mathcal{S}} [K_{\boldsymbol{\theta}}(\mathbf{t}_{\mathcal{S}})] \\ &= \mathcal{L}_{\tilde{\alpha}}(q; \mathcal{D}) + \frac{1}{(1 - \alpha)s} \mathbb{E}_{\mathcal{S}} [\boldsymbol{\mu}^T \mathbf{t}_{\mathcal{S}} + \frac{1}{2} \mathbf{t}_{\mathcal{S}}^T \boldsymbol{\Sigma} \mathbf{t}_{\mathcal{S}}] \\ &= \mathcal{L}_{\tilde{\alpha}}(q; \mathcal{D}) + \frac{N^2(1 - \alpha)s}{2} \mathbb{E}_{\mathcal{S}} [\Delta_{\mathcal{S}}^T \boldsymbol{\Sigma} \Delta_{\mathcal{S}}] \\ &= \mathcal{L}_{\tilde{\alpha}}(q; \mathcal{D}) + \frac{N^2(1 - \alpha)s}{2} \text{tr}(\boldsymbol{\Sigma} \boldsymbol{\Lambda}_{\mathcal{S}}). \end{aligned}$$

Applying the condition of Hölder's inequality  $1/r + 1/s = 1$  proves the result.  $\square$

The following corollary is a direct result of Theorem 3 applied to BB- $\alpha$ .

**Corollary 2.** *Assume the approximate posterior and the likelihood functions satisfy the assumptions in Theorem 3, then for  $\alpha > 0$  the black-box alpha energy function is upper-bounded by*

$$\mathcal{L}_{BB-\alpha}(q; \mathcal{D}) \leq \mathcal{L}_{1 - \frac{\alpha r}{N}}(q; \mathcal{D}) + \frac{N\alpha r}{2(r - 1)} \text{tr}(\boldsymbol{\Sigma} \boldsymbol{\Lambda})$$

with  $\boldsymbol{\Lambda} = \text{Cov}_{\mathcal{D}}(\boldsymbol{\Psi})$  and for any  $r > 1$ .

## B Applying the Denoising Criterion to the VR bound

In this section we show that the denoising criterion proposed in [Im et al., 2015] can also be applied to the VR bound. Now the approximate posterior distribution is defined as  $q(\mathbf{h}|\mathbf{x}) = \int q(\mathbf{h}|\mathbf{h}')q(\mathbf{h}'|\mathbf{x})d\mathbf{h}'$ , and our first objective is to show the following inequality.

**Lemma 1.** *For  $\alpha \in [0, 1)$ ,  $\log p(\mathbf{x}) \geq \frac{1}{1 - \alpha} \log \mathbb{E}_{q(\mathbf{h}|\mathbf{x})} \mathbb{E}_{q(\mathbf{h}'|\mathbf{x})} \left[ \left( \frac{p(\mathbf{h}, \mathbf{x})}{q(\mathbf{h}|\mathbf{h}')} \right)^{1 - \alpha} \right] \geq \mathcal{L}_\alpha(q; \mathbf{x})$ .*

*Proof.* We use similar techniques presented in [Im et al., 2015] to prove the result. For the first inequality, we note that by definition of  $q$ ,

$$\frac{1}{1-\alpha} \log \mathbb{E}_{q(\mathbf{h}|\mathbf{x})} \mathbb{E}_{q(\mathbf{h}'|\mathbf{x})} \left[ \left( \frac{p(\mathbf{h}, \mathbf{x})}{q(\mathbf{h}|\mathbf{h}')} \right)^{1-\alpha} \right] = \frac{1}{1-\alpha} \log \mathbb{E}_{q(\mathbf{h}|\mathbf{h}')} \mathbb{E}_{q(\mathbf{h}'|\mathbf{x})} \mathbb{E}_{q(\mathbf{h}'|\mathbf{x})} \left[ \left( \frac{p(\mathbf{h}, \mathbf{x})}{q(\mathbf{h}|\mathbf{h}')} \right)^{1-\alpha} \right].$$

And for  $\alpha \in [0, 1)$  function  $x^{1-\alpha}$  is concave on  $x \geq 0$ . So

$$\begin{aligned} \frac{1}{1-\alpha} \log \mathbb{E}_{q(\mathbf{h}|\mathbf{x})} \mathbb{E}_{q(\mathbf{h}'|\mathbf{x})} \left[ \left( \frac{p(\mathbf{h}, \mathbf{x})}{q(\mathbf{h}|\mathbf{h}')} \right)^{1-\alpha} \right] &\leq \frac{1}{1-\alpha} \log \mathbb{E}_{q(\mathbf{h}'|\mathbf{x})} \mathbb{E}_{q(\mathbf{h}'|\mathbf{x})} \left[ \left( \mathbb{E}_{q(\mathbf{h}|\mathbf{h}')} \left[ \frac{p(\mathbf{h}, \mathbf{x})}{q(\mathbf{h}|\mathbf{h}')} \right] \right)^{1-\alpha} \right] \\ &= \frac{1}{1-\alpha} \log \mathbb{E}_{q(\mathbf{h}'|\mathbf{x})} \mathbb{E}_{q(\mathbf{h}'|\mathbf{x})} [p(\mathbf{x})^{1-\alpha}] = \log p(\mathbf{x}), \end{aligned}$$

which proves the first inequality. For the second inequality, we also notice that

$$\left( \frac{p(\mathbf{h}, \mathbf{x})}{q(\mathbf{h}|\mathbf{x})} \right)^{1-\alpha} = p(\mathbf{h}, \mathbf{x})^{1-\alpha} (\mathbb{E}_{q(\mathbf{h}'|\mathbf{x})} [q(\mathbf{h}|\mathbf{h}')] )^{\alpha-1},$$

and from the convexity of function  $x^{\alpha-1}$  for  $\alpha < 1$ , we have

$$(\mathbb{E}_{q(\mathbf{h}'|\mathbf{x})} [q(\mathbf{h}|\mathbf{h}')] )^{\alpha-1} \leq \mathbb{E}_{q(\mathbf{h}'|\mathbf{x})} [q(\mathbf{h}|\mathbf{h}')^{\alpha-1}],$$

which is from Jensen’s inequality and thus the second inequality.  $\square$

Now we add in the denoising criterion, which considers the latent variable  $\mathbf{h}'$  to be a corrupted version of the input  $\mathbf{x}$ . Following conventions we denote  $\mathbf{h}'$  as  $\tilde{\mathbf{x}}$  and define the approximate distribution as  $q(\mathbf{h}|\mathbf{x}) = \int q(\mathbf{h}|\tilde{\mathbf{x}}) p(\tilde{\mathbf{x}}|\mathbf{x}) d\tilde{\mathbf{x}}$ , with  $p(\tilde{\mathbf{x}}|\mathbf{x})$  representing an arbitrary noise-adding procedure. Using this approximate posterior we can apply Lemma 1 to obtain the “denoising VR bound” with  $\alpha \in [0, 1)$  as

$$\mathcal{L}_\alpha^{\text{denoising}}(q; \mathbf{x}) = \frac{1}{1-\alpha} \log \mathbb{E}_{q(\mathbf{h}|\mathbf{x})} \mathbb{E}_{p(\tilde{\mathbf{x}}|\mathbf{x})} \left[ \left( \frac{p(\mathbf{h}, \mathbf{x})}{q(\mathbf{h}|\tilde{\mathbf{x}})} \right)^{1-\alpha} \right] \geq \mathcal{L}_\alpha(q; \mathbf{x}). \quad (25)$$

## C Other $\alpha$ -Divergence Definitions

Here we include some existing  $\alpha$ -divergence definitions other than Rényi’s.

- Amari’s  $\alpha$ -divergence [Amari, 1985]

$$D_\alpha[p||q] = \frac{4}{1-\alpha^2} \left( 1 - \int p(\boldsymbol{\theta})^{\frac{1+\alpha}{2}} q(\boldsymbol{\theta})^{\frac{1-\alpha}{2}} d\boldsymbol{\theta} \right).$$

- Tsallis’s  $\alpha$ -divergence [Tsallis, 1988]

$$D_\alpha[p||q] = \frac{1}{\alpha-1} \left( \int p(\boldsymbol{\theta})^\alpha q(\boldsymbol{\theta})^{1-\alpha} d\boldsymbol{\theta} - 1 \right).$$

- Power divergence (in convention  $\lambda$  is used instead of  $\alpha$ ):

$$D_\alpha[p||q] = \frac{1}{\alpha(\alpha+1)} \int p(\boldsymbol{\theta}) \left[ \left( \frac{p(\boldsymbol{\theta})}{q(\boldsymbol{\theta})} \right)^\alpha - 1 \right] d\boldsymbol{\theta}.$$

Consider the problem of posterior approximation by minimising an  $\alpha$ -divergence. When the approximate posterior  $q$  has an exponential family form, minimising  $D_\alpha[p||q]$ , no matter which definition above is used (although may use different alpha), requires moment matching to the tilted distribution. In the EP literature Amari’s definition is often discussed. We focus on Rényi’s definition in the main text simply because  $D_\alpha[q(\boldsymbol{\theta})||p(\boldsymbol{\theta}|\mathcal{D})]$  using Rényi’s definition contains  $\log p(\mathcal{D})$  that can be cancelled in the same way as the evidence lower-bound is derived.



## D Network Architecture of the Tested VAEs

This section describes the network architecture we tested in the VAE experiments. We summarise the number of stochastic layers  $L$ , number of hidden units, and the activation function in Table 4. The prefix of the number indicates whether this layer is **d**eterministic or **s**tochastic, e.g. d500-s200 stands for a neural network with one deterministic layer of 500 units followed by a stochastic layer of 200 units.

Table 4: Network architecture of tested VAE algorithms.

<b>Dataset</b>	$L$	architecture	activation	probability type (p/q)
Frey Face	1	d200-d200-s20	$\log(1 + \exp(x))$	Gaussian/Gaussian
Caltech 101	1	d500-s200	tanh	Bernoulli/Gaussian
MNIST	1	d200-d200-s50	tanh	Bernoulli/Gaussian
	2	d200-d200-s100-d100-d100-s50	tanh	Bernoulli/Gaussian