

Constraints on the Coupling between Dark Energy and Dark Matter from CMB data

R. Murgia^{a,b,c} S. Gariazzo^{a,b} N. Fornengo^{a,b}

^aDepartment of Physics, University of Torino, Via P. Giuria 1, I-10125 Torino, Italy

^bINFN, Sezione di Torino, Via P. Giuria 1, I-10125 Torino, Italy

^cSISSA, via Bonomea 265, 34136 Trieste, Italy

E-mail: riccardo.murgia@sissa.it, gariazzo@to.infn.it, fornengo@to.infn.it

Abstract. We investigate a phenomenological non-gravitational coupling between dark energy and dark matter, where the interaction in the dark sector is parameterized as an energy transfer either from dark matter to dark energy or the opposite. The models are constrained by a whole host of updated cosmological data: cosmic microwave background temperature anisotropies and polarization, high-redshift supernovae, baryon acoustic oscillations, redshift space distortions and gravitational lensing. Both models are found to be compatible with all cosmological observables, but in the case where dark matter decays into dark energy, the tension with the independent determinations of H_0 and σ_8 , already present for standard cosmology, increases: this model in fact predicts lower H_0 and higher σ_8 , mostly as a consequence of the higher amount of dark matter at early times, leading to a stronger clustering during the evolution. Instead, when dark matter is fed by dark energy, the reconstructed values of H_0 and σ_8 nicely agree with their local determinations, with a full reconciliation between high- and low-redshift observations. A non-zero coupling between dark energy and dark matter, with an energy flow from the former to the latter, appears therefore to be in better agreement with cosmological data.

Contents

1	Introduction	1
2	Parameterization	3
2.1	Baseline model	3
2.2	Coupling between DE and DM	3
3	Cosmological Data	5
4	Results	8
5	Sterile neutrinos as stable DM component	12
6	Conclusions	14

1 Introduction

Cosmological observables, among which the cosmic microwave background (CMB) radiation temperature anisotropies represents one of the most important pillars of modern cosmology, providing a consistent and convincing picture that the Universe is largely dominated by “dark” components, whose presence is felt only through their gravitational effect. Specifically, the recent results of the Planck Collaboration [1] show that baryonic matter forms only about 5% of the total energy density today, while 26% is accounted for by dark matter (DM), which clusters forming cosmic structures, and the remaining 69% is in the form of a diffuse component, the dark energy (DE), responsible of the accelerated expansion of the Universe, being the CMB radiation (and relic neutrinos) negligible in the energy budget today. While Planck is currently providing the most precise determination of cosmological parameters, a whole set of independent cosmological observations (among which high-redshift supernovae, baryon acoustic oscillations, redshift space distortions and gravitational lensing) consistently contribute to what has emerged as a successful interpretation of the behavior of our Universe, namely the Λ CDM model. Some tension exists, though, on the cosmological and local determination of the Hubble parameter H_0 and on σ_8 , the amplitude of the linear power spectrum on the scale of $8 h^{-1}$ Mpc (being h the usual reduced Hubble constant, $h = H_0/(100 \text{ km s}^{-1} \text{ Mpc}^{-1})$), as discussed for example in Ref. [2].

The nature of DM and DE is still unknown and while DM can be naturally interpreted as being formed by a new type of elementary particle (typically heavy, in the standard WIMP paradigm, but not necessarily, like in the case of axions or axion-like particles), a clear view on the solution of DE is still lacking. The simplest interpretation of DE is in the form of a cosmological constant Λ : in standard cosmology, based on general relativity, the cosmological constant can be seen as a fluid endowed with equation of state (EoS) $p_\Lambda = w_\Lambda \rho_\Lambda$, with $w_\Lambda = -1$ (p_Λ and ρ_Λ being the pressure and the energy density of DE, respectively): this allows to explain the current accelerated phase of the Universe and what we call DE.

However, at the fundamental level DE could be more complex than just a new fundamental constant. A more general view on the DE problem is obtained by seeing the issue from a dynamical side: a (perfectly or almost perfectly) homogeneous scalar field can act as a cosmological constant if its potential energy dominates over its kinetic energy (and this energy density largely dominates the Universe) [3, 4]. This mechanism has been studied in details, also in connection with the so-called “coincidence-problem” (why DM and DE are so close today in value, having such a different cosmological evolutionary behavior) and many models have been devised to investigate the ability of a dynamical scalar field to explain the cosmological observations. For the purposes of this paper, the main point is that DE can therefore be seen as an effect due to the presence of a dynamical scalar field in a specific phase of its cosmological evolution.

Under the assumption that DE is due to a scalar field, the most economic approach is that the two sectors, i.e. DM and DE, do not interact other than gravitationally. However, the two sectors might well have some form of non-gravitational interactions, with relevant implications both at the fundamental level (their true nature) and at the cosmological level, since cosmological observables can be affected by the presence of an interaction between DM and DE (see e.g. Refs. [5–20] and the review [21]). At the same time, cosmological and astrophysical observations can be proficiently used to constrain any form of coupling between the two dark sectors.

This new interaction can be phenomenologically introduced in various ways (see e.g. Ref. [22] for a classification): in our analysis, which follows similar approaches [12–15, 23–28], we phenomenologically parameterize the coupling between DM and DE through an energy transfer from one sector to the other. This can be expressed through the non-conservation of their stress-energy tensors $T_i^{\mu\nu}$ ($i = \text{DM, DE}$). In this approach, the stress-energy tensors of DM and DE are not separately conserved (while the total stress-energy tensors of DM and DE is), and we parameterize this as:

$$\nabla_\mu T_{\text{DM}}^{\mu\nu} = +Qu_{\text{DM}}^\nu/a, \quad (1.1a)$$

$$\nabla_\mu T_{\text{DE}}^{\mu\nu} = -Qu_{\text{DM}}^\nu/a, \quad (1.1b)$$

where the coefficient Q encodes the interaction between the two sectors, u_{DM}^ν is the dark matter four-velocity and a is the time-dependent scale factor of the Universe [12–15, 23–28]. The ensuing evolution equations for the DM and DE energy densities are therefore¹:

$$\dot{\rho}_{\text{DM}} + 3\mathcal{H}\rho_{\text{DM}} = +Q, \quad (1.2a)$$

$$\dot{\rho}_\Lambda + 3\mathcal{H}(1 + w_\Lambda)\rho_\Lambda = -Q. \quad (1.2b)$$

If $Q > 0$ the energy transfer is from DE to DM and DE decays into DM, while if $Q < 0$ the energy flux has the opposite direction and DM decays into DE.

Several interaction models have been proposed in the literature, where the role of Coupled Dark Energy (CDE in the following) is played by a scalar field (see e.g. Refs. [8, 11, 23, 24, 29–31]). In this work we will not focus on specific theoretical frameworks that give origin to a CDE scenario. We instead use a phenomenological approach and we study one specific model, investigated in the past in Refs. [12–15, 23–28], where the coupling term is proportional to the DE density:

$$Q = \xi\mathcal{H}\rho_\Lambda, \quad (1.3)$$

where ξ is a dimensionless coupling parameter. In this approach the interaction is spatially-independent (being so the DE density) and the time dependence of the interaction rate is governed by the Hubble rate $\mathcal{H} = \dot{a}/a$ [25, 26, 32]. For $\xi = 0$ we recover the uncoupled case of standard cosmology. As we will show below, this model offers the possibility to loosen the tension between the local and cosmological determinations of the Hubble constant H_0 and the matter fluctuations parameter σ_8 . Further models will be studied elsewhere.

In the following we will test this CDE model against cosmological observables and derive bounds on the relevant model parameters, that in our approach are w_Λ and ξ . We will also discuss whether the ensuing results help in alleviating the tension on the determination of H_0 and σ_8 which arises from high and low redshift cosmological observables.

The outline of this work is the following: in Section 2 we describe our parameterization for the Λ CDM model and its extension when there is a coupling between DE and DM. In Section 3 we present the cosmological data used to test our model. In Section 4 we show and discuss our results. In Section 5 we extend the analysis to include sterile neutrinos: in this case DM is partly composed of a fraction interacting with DE and a stable fraction, represented by a sterile neutrino. Finally, we summarize our conclusions in Section 6.

¹We use the subscript Λ also for DE, since the equations are the same. The difference is that the cosmological constant Λ has a constant EoS parameter $w_\Lambda = -1$, while in general DE can have $w_\Lambda \neq -1$. More generally, DE can also have a dynamical w_Λ . In our analysis, will consider only the case of a (effectively) constant EoS parameter.

Parameter	Prior
$\Omega_b h^2$	[0.005, 0.1]
$\Omega_c h^2$	[0.001, 0.5]
100θ	[0.5, 10]
τ	[0.01, 0.8]
$\log(10^{10} A_s)$	[2.7, 4]
n_s	[0.9, 1.1]
$\sum m_\nu$	0.06 eV
N_ν	3.046 [33]
H_0 [Km s ⁻¹ Mpc ⁻¹]	[20,100]

Table 1. Priors and constraints on the parameters adopted in the analysis. The first six lines refer to priors for the cosmological Λ CDM free parameters, flat in the listed intervals. The total neutrino mass and effective number of neutrinos are kept fixed and set at the minimal value allowed by neutrino oscillations in the case of Normal Hierarchy. H_0 is a derived parameter in our analysis, but models that predict extreme and very unlikely values for the Hubble rate today are rejected. We assume a flat Universe.

2 Parameterization

In this Section we introduce the parameterization we use to perform our cosmological analyses. Subsection 2.1 briefly recall the standard Λ CDM model, which is our baseline model to which we will compare the results of the CDE modeling. In Subsection 2.2 we then discuss in more detail the modifications that arise in the cosmological model by the presence of a coupling between DM and DE: this occurs both at the background and perturbations level.

2.1 Baseline model

Our baseline model is the well studied standard Λ CDM model, where Λ indicates the cosmological constant and CDM stands for Cold Dark Matter. The model can be described using six cosmological parameters: the present baryon density $\Omega_b h^2$; the present CDM density $\Omega_c h^2$; the ratio of the sound horizon to the angular diameter distance at decoupling θ ; the optical depth at reionization τ ; the amplitude A_s and the spectral index n_s of the primordial power spectrum of scalar perturbations, taken at the pivot scale $k = 0.05 \text{ Mpc}^{-1}$. The DE density is a derived parameter, and we consider the case of a flat Universe. The current value of the Hubble parameter H_0 and the root-mean-square fluctuations in total matter in a sphere of $8h^{-1} \text{ Mpc}$ radius, σ_8 , are derived parameters as well.

Concerning neutrinos, we will perform two type of analysis: in the first one we fix the sum of the neutrino masses $\sum m_\nu$ to the minimal value allowed by the neutrino oscillations ($\sum m_\nu = 0.06 \text{ eV}$) and the effective number of relativistic species N_{eff} to the standard value $N_{\text{eff}}^{\text{sm}} = 3.046$ [33]. In Section 5 we will extend the scenario to the presence of one additional sterile neutrino, that plays the role of a stable fraction of DM.

For the Λ CDM parameters we adopt flat priors in the ranges listed in Tab. 1.

2.2 Coupling between DE and DM

As introduced in Section 1, the coupling between the two dark components of the Universe is introduced through a phenomenological coupling parameterized through the term Q written in Eq. (1.3). The evolution of the DM and DE densities can be easily obtained by solving Eqs. (1.2a) and (1.2b) [13, 26, 34]:

$$\rho_{\text{DM}} = \rho_{\text{DM}}^0 a^{-3} + \rho_{\Lambda}^0 a^{-3} \left[\frac{\xi}{3w_{\Lambda} + \xi} (1 - a^{-3w_{\Lambda} - \xi}) \right], \quad (2.1a)$$

$$\rho_{\Lambda} = \rho_{\Lambda}^0 a^{-3(w_{\Lambda} + 1) - \xi}, \quad (2.1b)$$

where ρ_i^0 ($i = \text{DM}, \text{DE}$) is the energy density of the species i today. We recall that $\xi < 0$ corresponds to an energy flux from DM to DE, with DM decaying into DE, whereas $\xi > 0$ corresponds to an energy

flux from DE to DM, with DE decaying into DM. In the following we will refer to the former case as Model 1 (MOD1) and to the latter case as Model 2 (MOD2) for sake of brevity. From Eq. (2.1b) we see that DE obeys an effective equation of state parameter given by $w_\Lambda^{\text{eff}} = w_\Lambda + \xi/3$: this allows to express Eq. (2.1b) also as $\rho_\Lambda = \rho_\Lambda^0 a^{-3(w_\Lambda^{\text{eff}}+1)}$.

In the presence of the coupling term of Eq. (1.3), the interaction model does not suffer gravitational instabilities if $w_\Lambda \neq -1$ [11, 23]: for this reason we will consider a constant $w_\Lambda \neq -1$ when $\xi \neq 0$. Early time instabilities can however arise also when $w_\Lambda \neq -1$ if the coupling is strong [13]: in particular the instability is not present if ξ and $w_\Lambda + 1$ have opposite sign, but it can be generated when the two quantities have the same sign. In order to avoid these instabilities, we will consider only values $w_\Lambda > -1$ for MOD1 when $\xi < 0$, and values $w_\Lambda < -1$ for MOD2, when $\xi > 0$. It is worthwhile to note that in the latter case the DM energy density can assume unphysical negative values in the past for particular combinations of w_Λ and ξ (Eq. (2.1a)), while the DE energy density is always positive (Eq. (2.1b)). To avoid unphysical values of ρ_{DM} , we must therefore impose $\xi \lesssim -w_\Lambda$: this is automatic for $\xi < 0$ (MOD1) unless w_Λ assumes positive values, but this does not occur since accelerated expansion of the Universe at late times requires $w_\Lambda < -1/3$. For MOD2, instead, we impose the prior $0 \leq \xi \leq 0.5$: we will nevertheless find that the larger values of ξ in this interval are disfavored by our analyses.

From Eq. (2.1b) we also note that ρ_Λ increases with the scale factor if $w_\Lambda < (-1 - \xi/3)$: in this region of the parameter space DE has an effective phantom behavior, that is an unbounded increase of ρ_Λ at future times. The effective phantom behavior can occur in both MOD1 and MOD2. Even when $w_\Lambda > -1$ and $\xi < 0$ (MOD1) the phantom regime can be present since, when the scale factor a increases, instead of following a decreasing behavior driven by $w_\Lambda > -1$, ρ_Λ can be fed by the energy transfer from DM to DE. This effective behavior, however, has the advantage of being free from the instabilities that can occur for a true phantom dark energy [35–37].

The instabilities that we listed are the consequence of the $w_\Lambda = -1$ crossing. A way to circumvent this problem is to adopt a parameterized post-Friedmann approach (PPF) [38–40]. This method allows to seamlessly move through the crossing. The PPF approach has been extended to deal with an additional coupling between DM and DE in Ref. [41]. In the following we will adopt the canonical approach, which is more direct in formulation even though it requires us to separate the two regimes around the crossing point.

Looking at Eqs. (2.1b) and (2.1a), we notice that it is difficult to disentangle the effects of the DE EoS parameter w_Λ from the coupling ξ by only studying the background evolution: we must include the perturbation evolution equations, which are also affected by the DM/DE coupling. The perturbation equations in the linear regime can be expressed in the synchronous gauge [26] as:

$$\dot{\delta}_{\text{DM}} = - \left(kv_{\text{DM}} + \frac{\dot{h}}{2} \right) + \xi \mathcal{H} \frac{\rho_\Lambda}{\rho_{\text{DM}}} (\delta_\Lambda - \delta_{\text{DM}}); \quad (2.2a)$$

$$\dot{v}_{\text{DM}} = -\mathcal{H}v_{\text{DM}} \left(1 + \xi \frac{\rho_\Lambda}{\rho_{\text{DM}}} \right); \quad (2.2b)$$

$$\dot{\delta}_\Lambda = -(1 + w_\Lambda) \left(kv_\Lambda + \frac{\dot{h}}{2} \right) - 3\mathcal{H}(1 - w_\Lambda) \cdot \left(\delta_\Lambda \mathcal{H}(3(1 + w_\Lambda) + \xi) \frac{v_\Lambda}{k} \right); \quad (2.2c)$$

$$\dot{v}_\Lambda = -2\mathcal{H} \left(1 + \frac{\xi}{1 + w_\Lambda} \right) v_\Lambda + k \frac{\delta_\Lambda}{1 + w_\Lambda}; \quad (2.2d)$$

where $h = 6\phi$ is the synchronous gauge metric perturbation and the DM peculiar velocity v_{DM} is fixed to zero using the gauge freedom. Moreover, the DE sound speed is fixed: $c_{s,\Lambda} = 1$. We adopt adiabatic initial conditions for the CDE component [11, 23, 27] as for all the other cosmological constituents [42].

For our cosmological analyses, we implemented the modified relevant equations into the numerical Boltzmann solver CAMB [43] and we modified the Markov Chain Monte Carlo (MCMC) code CosmoMC [44] in order to include ξ as an additional parameter. The parameters specific to the DM/DE coupling sector are ξ and w_Λ : they have been varied inside the intervals listed in Tab. 2, and we assumed flat priors. The range of these intervals are taken according to the discussion listed above.

Parameter	Prior		
	Λ CDM	MOD1	MOD2
w_Λ	-1	$[-0.999, -0.1]$	$[-2.5, -1.001]$
ξ	0	$[-1, 0]$	$[0, 0.5]$
	no interaction	DM decays into DE	DE decays into DM

Table 2. Priors on the additional cosmological parameters that define the coupled DM-DE model: the coupling parameter ξ and the DE equation of state parameter w_Λ . Both priors are flat in the listed intervals. The priors for the standard Λ CDM parameters are listed in Tab. 1.

Before discussing the results of the analysis in details, we comment on some expected effects induced by the DM/DE coupling. First of all a degeneracy between the coupling parameter ξ and the DM density today $\Omega_c h^2$ is expected, due to the conversion of DM into DE (or vice-versa) that reduces (increases) the DM abundance at different times: this impacts the CMB power spectrum since it alters the matter-radiation equality epoch and it changes the matter potentials at CMB decoupling. Fig. 1 shows this approximate degeneracy. In the upper panel, where $\Omega_c h^2$ is kept fixed, the plot outlines the effect of the DM/DE coupling in the angular power spectrum; in the lower panel, instead, the DM/DE energy parameter is fixed to $\xi = 0$ (i.e. standard Λ CDM cosmology) and the DM density is varied. A positive coupling (which implies a DE \rightarrow DM transfer) amplifies and shifts the acoustic peaks in a way similar to a Universe with more DM, while a negative coupling (DM \rightarrow DE transfer) produces an opposite effect, similar to a situation with less DM present to drive acoustic oscillations. A ξ parameter different from zero has also the effect of changing the effective EoS parameter w_Λ of DE, with an ensuing effect on the low- ℓ part of the spectrum, due to a different contribution to the integrated Sachs-Wolfe (ISW) effect [25, 28].

A DM/DE coupled scenario also affects physical processes occurring after CMB decoupling, since it alters the background evolution along the whole history of the Universe, it modifies the absolute and relative amount of DM and DE at any epoch, it introduces a non-standard dependence of the DM density and of its perturbations on time: e.g., if DM decays into DE, we might need to start with more DM in the early Universe, corresponding to a stronger clustering and to an anticipated non-linear regime for the perturbations evolution. It is therefore useful to profit of additional cosmological probes to lift the degeneracy between the DM abundance and the coupling parameter: we will then add to our analysis data from gravitational lensing, clustering and baryonic acoustic oscillations.

3 Cosmological Data

In this section we present the cosmological data we considered for our analyses.

We base our analyses on the Cosmic Microwave Background (CMB) data from the recent Planck release [1]. Specifically, we consider as our minimal data combination the full temperature autocorrelation spectrum in the range $2 \leq \ell \leq 2500$ (denoted as “PlanckTT”) plus the low- ℓ Planck polarization spectra in the range $2 \leq \ell \leq 29$ (denoted as “lowP”) [45]. Additionally, we consider and add separately the high- ℓ Planck polarization spectra in the range $30 \leq \ell < 2500$ (hereafter “highP”) [45].

Since the coupling between DE and DM introduces a time dependence in the background evolution of DE and DM (see Eqs. (2.1a) and (2.1b)), it is important to test our theoretical models using data at many different redshift with respect to the CMB measurements. In particular, in MOD1 we expect an higher amount of DM in the early Universe than in the Λ CDM model, with stronger gravitational effects at earlier evolutionary phases. On the opposite side, in the MOD2 the amount of DM is smaller in the early Universe and the gravitational clustering is reduced until enough DE is decayed into DM. For these reasons, it is important to consider the effects that observations at various redshift have on the constraints on the CDE models, in order to attempt distinguishing the different evolution histories.

One of the most important probes of expansion, that are also probes for the existence of DE, are the Supernovae (SNe) of type Ia. We consider the luminosity distances of SN Ia from the SNLS and

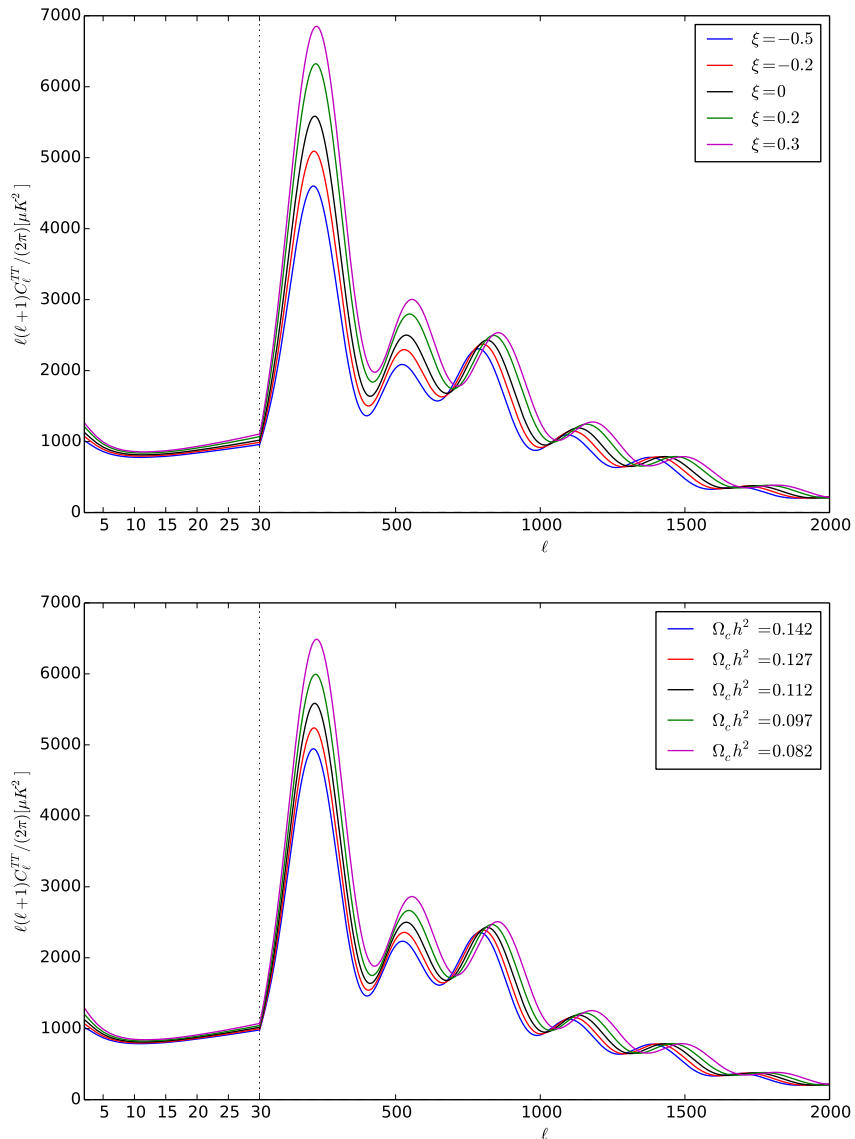


Figure 1. Dependence of the CMB angular power spectrum C_l on two cosmological parameters: the DM-DE coupling strength ξ (upper panel); the DM energy density today $\Omega_c h^2$ (lower panel). All the other parameters are kept fixed. The black curve is the same in the different panels. The plot shows the degeneracy between ξ and $\Omega_c h^2$.

SDSS catalogs as re-analyzed in the joint analysis in Ref. [46] (“JLA” hereafter).

Another probe of the Universe evolution comes from the Redshift Space Distortions (RSD), namely distortions of the shape of galaxy clusters in redshift space, due to peculiar motions of single objects along the line of sight. The transverse versus line-of-sight anisotropies in redshift space are induced by peculiar motions of the single galaxies inside a cluster and can provide a way for constraining the growth rate of structures. This method is under development and the detection of RSD is more difficult than a measure of the Baryon Acoustic Oscillations (BAO) features. See e.g. Ref. [47] for a detailed review on RSD. We include the BAO as determined by 6dFGS [48], SDSS-MGS [49] and BOSS DR11 [50], together with the RSD determinations from [51]. We will refer to the combination of these measurements as to the “BAO/RSD” dataset.

The amount of DM affects also the strength of gravitational lensing. We include information on the power spectrum of the lensing potential reconstructed by Planck from the trispectrum measurement [52] (hereafter “lens”). We do not consider weak lensing determinations obtained from the cosmic shear measurements of the CFHTLenS survey [53], since this put constraints on scales where the non-linear effects are strong. Since we want to analyze an interaction model that goes beyond the standard Λ CDM cosmology, the theoretical description of the non-linear effects can bias our constraints when comparing the theoretical predictions to the weak lensing data. Moreover, at the small scales relevant for the CFHTLenS experiment the effects of baryonic feedback and intrinsic alignment can also be important, but our knowledge and theoretical description of these effects is quite limited nowadays. More detailed discussions can be found in Refs. [2, 54, 55]. We stress that a set of ultra-conservative cuts on the small scales observed by CFHTLenS is proposed in Refs. [2, 56] to exclude the scales at which the non-linear evolution have a significant impact. Even if one applies the ultra-conservative cuts, in the context of the Λ CDM model the Planck results are in substantial tension with the CFHTLenS results [57]. The tension can be explained invoking the presence of some unaccounted systematics in the analysis of the experimental data or an incomplete modeling of the theoretical predictions, but can also be the result of the existence of new physics beyond the standard model. However, the importance of the local measurements is nevertheless high, since they provide model-independent results that can be used to constrain the different cosmological models [58].

A recent analysis [59] of the CFHTLenS data that takes into account several astrophysical systematics, however, shows that the tension between Planck and the cosmic shear measurements disappears when the systematics are considered jointly. They find that the two data concordance tests are in agreement, and that the level of concordance between the two datasets depends on the exact details of the systematic uncertainties included in the analysis. The results of the concordance tests based on the Bayesian evidence and on information theory range from decisive discordance to substantial concordance as the treatment of the systematic uncertainties becomes more conservative. The least conservative scenario is the one most favored by the cosmic shear data, but it is also the one that shows the greatest degree of discordance with Planck. A future, robust result from local measurements that will take into account all the possible systematics will either confirm the tension with CMB estimates of the cosmological quantities, probing that the Λ CDM model is incomplete and possibly suggesting us where to look for new physics, or confirm that the tension that we observe now is just due to an incomplete knowledge of some astrophysical phenomenon.

In this respect it is interesting to discuss the results from CFHTLenS and other experiments that probe the mass distribution at late times. Among them, we list cluster counts through the Sunyaev-Zel’dovich effect from Planck [60, 61] (SZ hereafter) and SPT [62], from X-ray samples as measured by REFLEX II [63] and cluster mass distributions at low and high redshifts from the Chandra Cluster Cosmology Project [64, 65]. The measurements of the average matter fluctuations at small scales from these experiments is under discussion, since the local measurements provide values that can be in tension with Planck determinations from CMB, in the Λ CDM model. The results are parameterized through the combination $\sigma_8 (\Omega_M/0.27)^\gamma$, where σ_8 represents the root-mean-square fluctuations in total matter in a sphere of $8h^{-1}$ Mpc radius, Ω_M is the total matter density and γ is a parameter that depends on the probed redshift: the local determinations point towards values for $\sigma_8 (\Omega_M/0.27)^\gamma$ that are lower than the CMB determination. Differently from the CMB results, however, the local determinations are more likely to suffer some unaccounted systematics: among the major uncertainties of the local probes there is the overall mass calibration, usually quantified through a bias parameter. The value of the bias parameter is still uncertain, as different indications are found when analyzing different samples, as discussed in detail in [2]. Again, a clear detection of a preference for a low σ_8 from the local determinations with respect to the CMB results would indicate the possible existence of new physics beyond the Λ CDM model.

We do not include in our analyses constraints on the Hubble parameter H_0 , the expansion rate of the Universe today, due to the tensions that exist between local determinations and CMB estimates for this observable. Planck constraints in the context of the Λ CDM model are typically lower than the local measurements. Instead we confront and discuss our results in comparison with the local determination of H_0 . We will show that MOD2 can resolve the tension between local and

Parameter	Λ CDM	MOD1	MOD2
$100\Omega_b h^2$	$2.222^{+0.047}_{-0.043}$	$2.216^{+0.046}_{-0.045}$	$2.226^{+0.047}_{-0.046}$
$\Omega_c h^2$	$0.120^{+0.004}_{-0.004}$	$0.069^{+0.051}_{-0.062}$	$0.133^{+0.018}_{-0.015}$
100θ	$1.0409^{+0.0009}_{-0.0009}$	$1.0441^{+0.0051}_{-0.0037}$	$1.0402^{+0.0013}_{-0.0013}$
τ	$0.078^{+0.039}_{-0.037}$	$0.077^{+0.039}_{-0.038}$	$0.077^{+0.039}_{-0.038}$
n_s	$0.965^{+0.012}_{-0.012}$	$0.964^{+0.013}_{-0.012}$	$0.966^{+0.013}_{-0.012}$
$\log(10^{10} A_s)$	$3.089^{+0.074}_{-0.072}$	$3.088^{+0.073}_{-0.073}$	$3.087^{+0.073}_{-0.074}$
ξ	0	$(-0.790, 0]$	$[0, 0.269]$
w_Λ	-1	$[-1, -0.704)$	$-1.543^{+0.515}_{-0.436}$
H_0 [Km s ⁻¹ Mpc ⁻¹]	$67.28^{+1.92}_{-1.89}$	$67.91^{+7.26}_{-7.54}$	> 68.31
σ_8	$0.830^{+0.029}_{-0.028}$	$1.464^{+1.917}_{-0.834}$	$0.898^{+0.163}_{-0.160}$

Table 3. Marginalized limits at the 2σ C.L. for the relevant parameters of this analyses. The results are obtained with the “PlanckTT+lowP” dataset, for the three different models (Λ CDM, MOD1 and MOD2). When an interval denoted with parenthesis is given, it refers to the 2σ C.L. range starting from the prior extreme, listed in Tabs. 1 and 2 (and here denoted by the square parenthesis).

cosmological determinations of both H_0 and σ_8 .

To summarize, and to set the reference point for our discussion, we recall that the latest Planck result in the Λ CDM model is $H_0 = 67.3 \pm 1.0 \text{ Km s}^{-1} \text{ Mpc}^{-1}$ when using CMB temperature autocorrelation and polarization on large scales only [2]. Results on H_0 obtained from the CMB are model dependent (they depend on the assumptions on the underlying cosmological model and the type and number of its free parameters), but they do not suffer large systematics. This is compared with the results obtained by local determinations, that in turn can suffer unaccounted systematics but do not depend on the specific cosmological models. Using the SN Ia detected by HST, with Cepheid-calibrated distances, the authors of Ref. [66] found $H_0 = 73.8 \pm 2.4 \text{ Km s}^{-1} \text{ Mpc}^{-1}$, while using the same SN Ia set with different calibrations for the distance it is possible to derive some slightly different value: for example, a reanalysis of the HST SNe leads to $H_0 = 70.6 \pm 3.3 \text{ Km s}^{-1} \text{ Mpc}^{-1}$ when using NGC 4258 as a distance anchor or to $H_0 = 72.5 \pm 2.5 \text{ Km s}^{-1} \text{ Mpc}^{-1}$ when averaging over three different distance-calibration methods [67]. The significance of the tension depends hence on the calibrations. Only $H_0 = 70.6 \pm 3.3 \text{ Km s}^{-1} \text{ Mpc}^{-1}$ obtained in Ref. [67] is consistent with the CMB result within 1σ , while the other determinations present some tension.

In our analyses we will explore different combinations of the listed datasets: our starting point will be the CMB-only dataset “PlanckTT+lowP”, then we will add one of the other datasets at a time (“highP”, “lens”, “JLA”, “BAO/RSD”) and finally we will consider a combination involving all the dataset, “PlanckTT+lowP + highP + lens + JLA + BAO/RSD”, that we will indicate with “ALL” for sake of brevity. For each of these data combinations we will test the three cosmological models (Λ CDM, MOD1, MOD2) to investigate the impact of the coupled DM/DE scenarios.

4 Results

The results of the analysis for the “CMB only” and “ALL” datasets are reported in Tables 3 and 4, respectively. The Tables show the 2σ constraints for the relevant parameters of the different analyses. We find that most of the standard cosmological parameters are not sensitive to the coupling in the dark sector and the ensuing results are quite unchanged when moving from Λ CDM to MOD1 or MOD2: the baryon density today $\Omega_b h^2$, the optical depth at reionization τ , the tilt n_s and amplitude $\log(10^{10} A_s)$ of the power spectrum of scalar perturbations are basically stable under variation of the cosmological models. Their determination is therefore robust against modified expansion histories induced by the DM/DE coupling introduced in our modeling.

Slightly larger variations occur for the ratio of the sound horizon to the angular diameter distance at decoupling, θ , but also in this case the differences between the various models are well inside their mutual 2σ limits. Interestingly, the addition of the external data in the “ALL” dataset reduces the

Parameter	Λ CDM	MOD1	MOD2
$100\Omega_b h^2$	$2.229^{+0.028}_{-0.028}$	$2.228^{+0.030}_{-0.030}$	$2.227^{+0.031}_{-0.030}$
$\Omega_c h^2$	$0.119^{+0.002}_{-0.002}$	$0.091^{+0.028}_{-0.031}$	$0.135^{+0.014}_{-0.014}$
100θ	$1.0409^{+0.0006}_{-0.0006}$	$1.0426^{+0.0021}_{-0.0018}$	$1.0400^{+0.0010}_{-0.0010}$
τ	$0.062^{+0.025}_{-0.025}$	$0.063^{+0.027}_{-0.026}$	$0.059^{+0.028}_{-0.027}$
n_s	$0.966^{+0.008}_{-0.008}$	$0.966^{+0.009}_{-0.009}$	$0.966^{+0.009}_{-0.009}$
$\log(10^{10} A_s)$	$3.055^{+0.045}_{-0.046}$	$3.058^{+0.049}_{-0.049}$	$3.050^{+0.050}_{-0.051}$
ξ	0	$(-0.463, 0]$	$0.159^{+0.146}_{-0.154}$
w_Λ	-1	$[-1, -0.829)$	$(-1.129, -1]$
H_0 [Km s ⁻¹ Mpc ⁻¹]	$67.72^{+1.01}_{-0.97}$	$67.57^{+1.81}_{-1.79}$	$67.83^{+1.90}_{-1.75}$
σ_8	$0.812^{+0.017}_{-0.017}$	$0.994^{+0.283}_{-0.202}$	$0.749^{+0.067}_{-0.061}$

Table 4. The same as in Tab. 3 for the analysis on the “ALL” dataset.

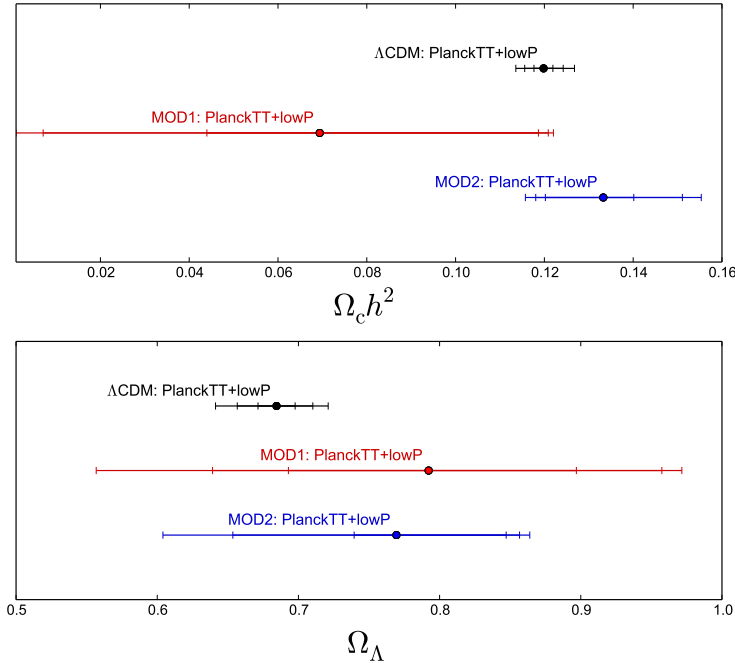


Figure 2. Marginalized 1σ , 2σ and 3σ C.L. limits on $\Omega_c h^2$ and Ω_Λ for the “PlanckTT+lowP” dataset and for the three different cosmological models: Λ CDM, MOD1 and MOD2.

uncertainties on various parameters, but requires a shift towards lower values for the optical depth at reionization τ and the amplitude of the scalar perturbations power spectrum $\log(10^{10} A_s)$. These parameters suffer of a mild tension in the recent Planck results, as discussed in [2], since the analyses that consider the low- ℓ temperature spectrum point towards higher values of τ if compared to the results obtained from the polarization spectra only. If one considers the lensing information and the BAO measurement together with the temperature spectrum, the results are in good agreement with the indications in favor of a small τ coming from the Planck polarization spectra. As the CMB observations constrain the combination $A_s e^{-2\tau}$, a smaller τ reflects in a smaller A_s .

As expected, there is instead a strong correlation between the coupling parameter ξ and the current DM density $\Omega_c h^2 \propto \rho_c$. For $\xi < 0$ (MOD1), the bigger is the interaction, the smaller is the DM abundance today, i.e. more DM decayed into DE during the evolution. Conversely, for $\xi > 0$ (MOD2) a larger DM density is predicted. This is manifest in Tabs. 3 and 4 and in the upper panel

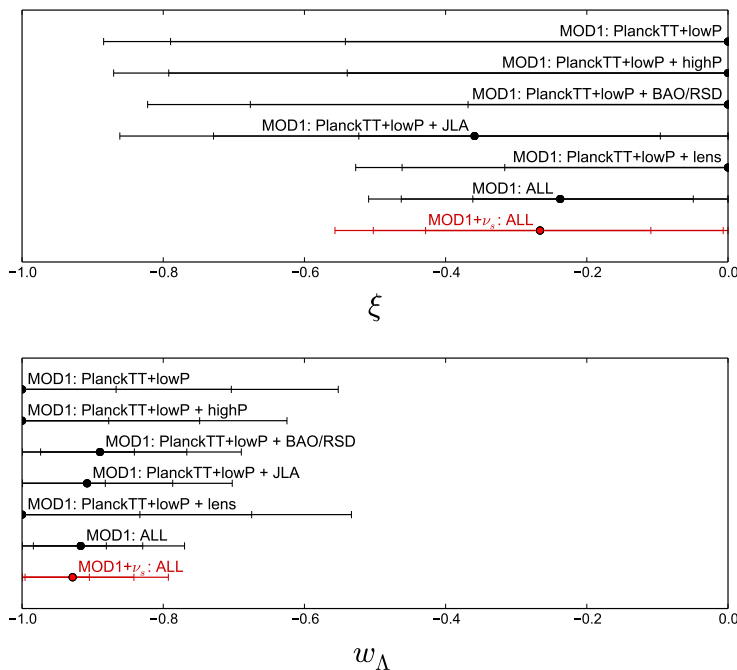


Figure 3. Marginalized 1σ , 2σ and 3σ C.L. limits for the parameters ξ and w_Λ in MOD1, for different datasets. When the error bar is not visible, it coincides with the limit in the prior, as listed in Tab. 2. The red point and lines refer to the MOD1+ ν_s model, discussed in Section 5.

in Fig. 2, where the 1σ , 2σ and 3σ C.L. intervals for $\Omega_c h^2$ in the different models are shown. Given a flat Universe (which we assume in our analyses), this turns out in different values for the DE energy density parameter today Ω_Λ in the different models (see the 1σ , 2σ and 3σ C.L. bounds for Ω_Λ in the lower panel in Fig. 2).

Figs. 3 and 4 show the 1σ , 2σ and 3σ C.L. limits on ξ (upper panels) and w_Λ (lower panels) obtained with different datasets, for both the CDE models MOD1 (Fig. 3) and MOD2 (Fig. 4). The constraints are almost insensitive to the addition of the data on CMB polarization at high multipoles (“highP”). The lensing information, instead, leads to stronger constraints for ξ in MOD1: as expected, this comes from the bounds on the DM abundance during the expansion history that are provided by the lensing detection. Both in MOD1 and MOD2, the addition of the JLA and BAO/RSD dataset lead to stronger constraints on the DE EoS w_Λ , that is pushed towards -1 . Notice that the analyses constrain actually the effective EoS parameter $w_\Lambda^{\text{eff}} = w_\Lambda + \xi/3$: this is the parameter that drives the background evolution in Eq. (2.1b). This can also be seen in Fig. 5: for both MOD1 (left panel) and MOD2 (right panel) the marginalized regions in the (ξ, w_Λ) plane are well constrained around the $w_\Lambda^{\text{eff}} = -1$ (dashed) line, thus indicating a preference for a DE energy density that effectively behaves (at the background level) as a cosmological constant, even though at the fundamental level it can interact with DM.

Tab. 3 also shows that the CMB only gives poor constraints on H_0 and σ_8 for MOD1 and MOD2. For the Hubble parameter, this is due to the strong correlation between H_0 and the DE EoS parameter: as we can see in Eq. (2.1b), when $w_\Lambda < -1$ the DE density today is larger for larger values of $|w_\Lambda|$. Since the Universe is DE dominated at late times, the total energy density ρ_{tot} increases with ρ_Λ and consequently the Hubble rate $H \propto \sqrt{\rho_{\text{tot}}}$ is larger. When $w_\Lambda > -1$, instead, the situation is opposite, and values for H_0 lower than the CMB predictions can be found. The CMB alone, moreover, is not a good way to constrain the DE EoS: with the introduction of additional data, in particular the BAO/RSD and JLA datasets, the constraints on w_Λ are much stronger, especially in MOD2, and consequently the allowed regions for H_0 are better identified.

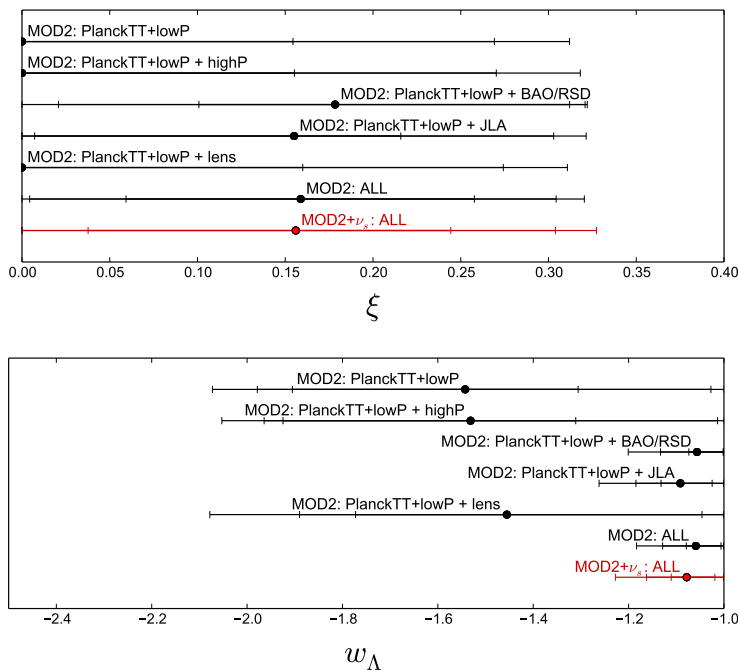


Figure 4. Marginalized 1σ , 2σ and 3σ C.L. limits for the parameters ξ and w_Λ in MOD2, for different datasets. When the error bar is not visible, it coincides with the limit in the prior, as listed in Tab. 2. The red point and line refer to the MOD2+ ν_s model, discussed in Section 5.

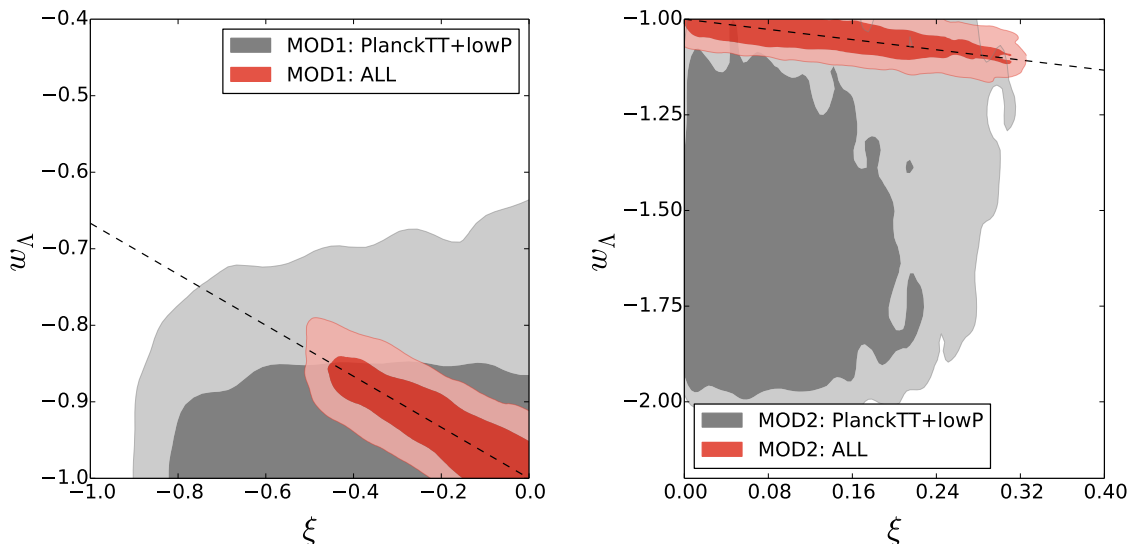


Figure 5. Marginalized 1σ and 2σ C.L. allowed regions in the (ξ, w_Λ) plane in MOD1 (left) and MOD2 (right), for different datasets. The area below the dashed lines ($w_\Lambda^{\text{eff}} = w_\Lambda + \xi/3 = -1$) corresponds to an increasing energy density for DE in the future.

It is interesting to note that MOD1 predicts a value for σ_8 significantly larger than the Λ CDM prediction (see both Tab. 3 and Tab. 4): since MOD1 predicts a larger amount of DM in the early Universe, there is more clustering in the primordial Universe, that results in an earlier transition to the

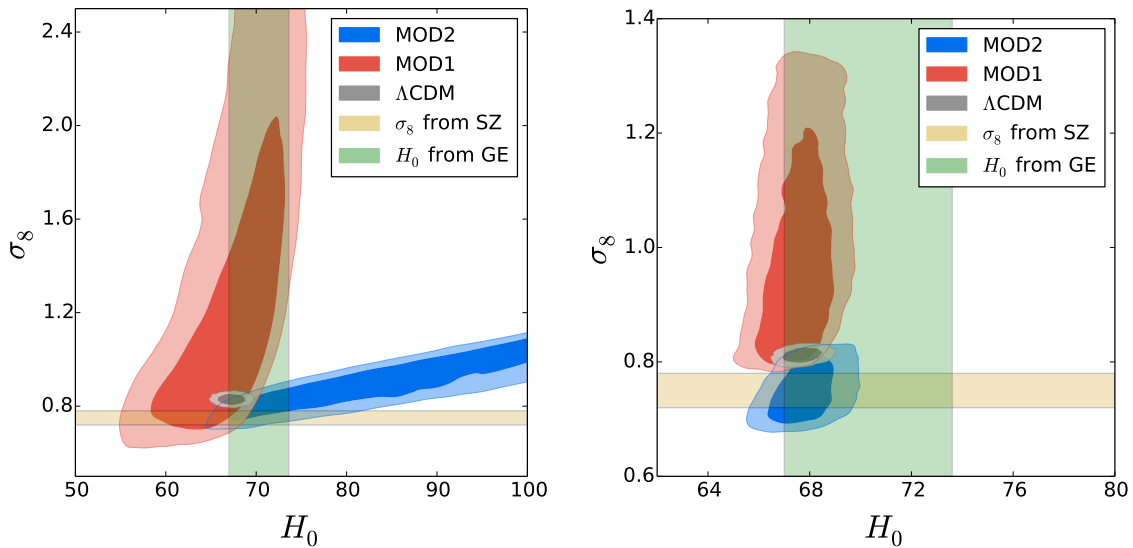


Figure 6. Marginalized 1σ and 2σ C.L. allowed regions in the (σ_8, H_0) plane for different models: Λ CDM (gray), MOD1 (red) and MOD2 (blue). The left panel corresponds to the CMB only dataset “PlanckTT+lowP”, while the panel on the right refers to the full combination considered here (“ALL”). The vertical green band denotes the interval $H_0 = 70.6 \pm 3.3 \text{ Km s}^{-1} \text{ Mpc}^{-1}$ [67] (GE), while the horizontal dark yellow band stands for $\sigma_8 = 0.75 \pm 0.03$ [60] (SZ).

non-linear evolution and hence to an unavoidably larger value for σ_8 with respect to the Λ CDM prediction. Even if the σ_8 values as determined by local measurements are an underestimate of the true value, nevertheless this fact can be a strong argument against a CDE parameterization through MOD1. Conversely, in MOD2, the DM abundance is fed by DE as the Universe evolves: the non-linear evolution starts later and clustering is less prominent, making σ_8 smaller. A hint for late-time appearance of DM was found also in a recent study [68], thus giving another point in favor of MOD2. We wish to outline that also Ref. [69], where a CDE scenario with $Q \propto \mathcal{H}\rho_\Lambda$ is analyzed by adopting the PPF approach, finds a preference for a scenario with DE decaying into DM.

In Fig. 6 we summarize the results on H_0 and σ_8 in the standard Λ CDM, MOD1 and MOD2 models. The left panel refers to CMB data only, while the right panel is for the “ALL” datasets. The two bands show the intervals of the local determinations of $\sigma_8 = 0.75 \pm 0.03$ from Planck [60], obtained leaving the mass bias free to vary, and $H_0 = 70.6 \pm 3.3$ [67]. Both the plots clearly show that MOD1 fails in obtaining high values of H_0 accompanied by low σ_8 values, and compatible with the local determinations of these parameters. On the contrary in MOD2 small values of σ_8 can correspond to large values of H_0 , since they are the consequence of the large absolute values allowed for w_Λ (if the CMB dataset is considered). The correlation between σ_8 and ξ is different in the two models: whereas in MOD1 a larger σ_8 corresponds to a bigger DM/DE interaction rate, since the larger amount of DM in the early Universe accelerates the evolution of the matter fluctuations at small scales, MOD2 exhibits an opposite behavior, namely lower values for σ_8 correspond to a stronger coupling in the dark sector and possibly to high values of H_0 , if w_Λ is large. In this sense, MOD2 appears to be preferred over MOD1, since in this context the cited tensions of σ_8 and H_0 can be solved.

5 Sterile neutrinos as stable DM component

In this Section we extend the dark matter sector to allow that the total amount of DM is provided by two different species, with only one of them coupled to DE. In this scenario, the DM is composed by a stable and an interacting fraction, with the consequence that only part of the DM can be fed by (or feed) DE during the Universe evolution. A model with an interacting DM component combined with

Parameter	Prior	
	Λ CDM	ν_s
$m_s^{\text{eff}} (\text{eV})$	0	[0,15]
N_{eff}	3.046	[3.046, 6]

Table 5. Priors on the neutrino parameters m_s^{eff} and N_{eff} . The priors are assumed flat.

a stable one was studied for instance in Ref. [70], where the authors report a hint for the existence of two separate components.

Among the most investigated DM candidates, sterile neutrinos have been widely studied in the past (see e.g. Refs. [71–74] and references therein). We therefore discuss the possibility that the non-interacting stable DM component is composed by sterile neutrinos (or any form of matter that behaves in a way similar to sterile neutrinos).

To include the additional neutrino in the cosmological analysis we use the parameterization presented in Ref. [75]. The additional neutrino acts as a relativistic component in the early Universe and gives a contribution to the effective number of relativistic species N_{eff} : assuming that the active neutrinos contribute with $N_{\text{eff}}^{\text{sm}} = 3.046$ and that there are no other relativistic particles, the amount of energy density of radiation is given by $N_{\text{eff}} > 3.046$, and $\Delta N_{\text{eff}} = N_{\text{eff}} - N_{\text{eff}}^{\text{sm}}$ measures the effective contribution of the additional neutrino. This can be defined as [76]:

$$\Delta N_{\text{eff}} = \left[\frac{7}{8} \frac{\pi^2}{15} T_\nu^4 \right]^{-1} \frac{1}{\pi^2} \int dp p^3 f_s(p), \quad (5.1)$$

where p is the neutrino momentum, $f_s(p)$ is its momentum distribution and T_ν is the active neutrino temperature.

In the late Universe, when the sterile neutrino becomes non-relativistic, it starts behaving as a dark matter component. The physical mass m_s is not the most convenient way to describe the sterile neutrino contribution, since it enters only into the equation of the energy density together with the momentum distribution of the neutrino [76]:

$$\Omega_s h^2 = \frac{h^2 m_s}{\rho_c \pi^2} \int dp p^2 f_s(p), \quad (5.2)$$

where ρ_c is the critical energy density. Since the energy density depends on the momentum distribution function and hence on the details of the production of the sterile neutrino in the early plasma, that in turn depend on the specific underlying neutrino model and properties, it is more convenient to use instead the effective mass m_s^{eff} , defined as:

$$m_s^{\text{eff}} = 94.1 \text{ eV } \Omega_s h^2. \quad (5.3)$$

If the sterile neutrino is thermally produced with a temperature T_s that is different from that of the active neutrinos, we have $f(p) = 1/(1 + e^{p/T_s})$ and the two masses are related by $m_s^{\text{eff}} = \Delta N_{\text{eff}}^{3/4} m_s$. Differently from Ref. [2], here we do not put constraints on the physical mass of the sterile neutrino, since we are particularly interested in the degeneracy between m_s^{eff} and the DM energy density $\Omega_c h^2$. For both N_{eff} and m_s^{eff} we adopt flat priors in the intervals listed in Tab. 5.

We study the constraints on the sterile neutrino properties using only the full data combination “ALL”, that gives the strongest constraints on the CDE models. We show the results obtained in the Λ CDM+ ν_s , MOD1+ ν_s and MOD2+ ν_s models in Tab. 6 for all the relevant parameters: a comparison with Tab. 4 shows that the inclusion of an additional neutrino does not change significantly the constraints on the various parameters, although a small shift down in the baryon density and a small shift up in $\Omega_c h^2$, with an increase of the error bars, can be observed. These results can be traced to the fact that the sterile neutrino acts as a massive component in the late Universe and it contributes to the total amount of matter with $\Omega_s h^2 \propto m_s^{\text{eff}}$ and is therefore degenerate with DM. This degeneracy

Parameter	Λ CDM	MOD1	MOD2
$100\Omega_b h^2$	$2.237^{+0.034}_{-0.031}$	$2.237^{+0.036}_{-0.032}$	$2.236^{+0.035}_{-0.032}$
$\Omega_c h^2$	$0.113^{+0.014}_{-0.019}$	$0.083^{+0.033}_{-0.032}$	$0.129^{+0.023}_{-0.024}$
100θ	$1.0408^{+0.0006}_{-0.0007}$	$1.0426^{+0.0021}_{-0.0019}$	$1.0400^{+0.0011}_{-0.0010}$
τ	$0.063^{+0.032}_{-0.033}$	$0.064^{+0.034}_{-0.035}$	$0.060^{+0.034}_{-0.035}$
n_s	$0.969^{+0.012}_{-0.011}$	$0.968^{+0.013}_{-0.011}$	$0.968^{+0.012}_{-0.011}$
$\log(10^{10} A_s)$	$3.059^{+0.066}_{-0.067}$	$3.061^{+0.068}_{-0.070}$	$3.054^{+0.070}_{-0.069}$
ξ	0	$-0.266^{+0.259}_{-0.236}$	[0, 0.304]
w_Λ	-1	$-0.928^{+0.087}_{-0.072}$	(-1.162, -1]
m_s^{eff} [eV]	< 2.1	< 1.8	< 2.2
N_{eff}	< 3.34	< 3.38	< 3.35
H_0 [Km s ⁻¹ Mpc ⁻¹]	$67.91^{+1.33}_{-1.26}$	$68.23^{+2.21}_{-2.00}$	$68.43^{+2.11}_{-2.01}$
σ_8	$0.789^{+0.039}_{-0.045}$	$0.988^{+0.293}_{-0.214}$	$0.727^{+0.076}_{-0.070}$

Table 6. Marginalized limits at 2σ C.L. for the relevant parameters of our analyses, obtained with the “ALL” dataset for the three different models (Λ CDM+ ν_s , MOD1+ ν_s and MOD2+ ν_s). When an interval denoted with parenthesis is given, it refers to the 2σ C.L. range starting from the prior extreme, listed in Tabs. 1 and 2 (and here denoted by the square parenthesis).

is clear in Fig. 7, where a higher DM energy density corresponds to a lower m_s^{eff} , for all the models. The variations on the reconstructed parameters, as compared to the case where the sterile neutrino is not present, are nevertheless well inside 1σ .

Constraints on the parameters N_{eff} and m_s^{eff} are similar in the different models, with only very marginal differences: this means that the properties of the ν_s component of DM are not degenerate with the coupling in the dark sector and the neutrino constraints are robust against the introduction of the new interaction. In parallel, also the constraints on the coupling parameter ξ and on the DE EoS parameter w_Λ are largely insensitive to the presence of an additional neutrino. The 1σ , 2σ and 3σ C.L. limits on these parameters are plotted in red in Figures 3 and 4 for MOD1 and MOD2 respectively.

The presence of an additional component that acts as a relativistic particle in the early Universe and as a non-relativistic one in the late Universe gives a suppression in the clustering, due to the free-streaming effect, and an increase of the Hubble parameter, due to the necessity of increasing both the DM and DE energy densities in the Universe to avoid a shift of the matter-radiation equality and of the coincidence time. As a consequence, the inclusion of the sterile neutrino shifts the predictions for H_0 towards slightly higher values and lowers those for σ_8 . In Fig. 8 we show the equivalent of Fig. 6 for the models with the additional neutrino. The regions are slightly wider than in the case with no additional neutrinos, but overall there are no significant variations with respect to the right panel of Fig. 6. As a consequence of the lowering of σ_8 , however, models with the sterile neutrino give a slightly improved compatibility with the low- σ_8 measurements.

6 Conclusions

The largest part of the energy density of our Universe is represented by a dark sector, formed by dark matter and dark energy. The presence of both these components is known only for their gravitational effects, but we still ignore if they can be explained in the context of fundamental physics: while many particle candidates have been proposed for DM, the true nature of DE, and whether it has nothing to do with particle physics, is still unknown. We therefore ignore if these two components possess some kind of interaction between themselves, apart from gravity. While it is natural, at least in first approximation, to assume them as separate non-interacting components, as it is usually done in standard cosmology, nevertheless the existence of a non-gravitational coupling involving DE or DM is in principle an option.

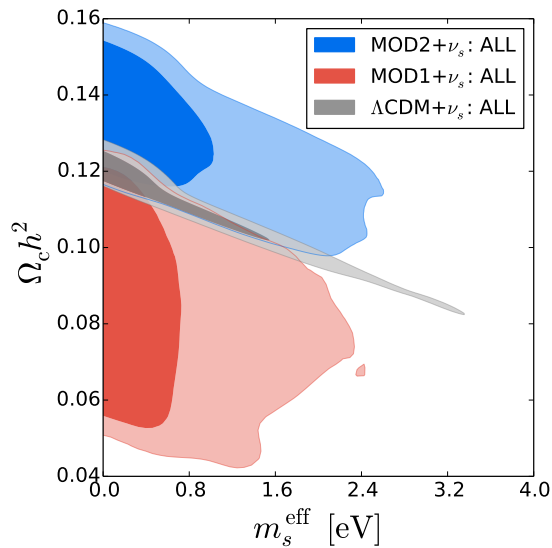


Figure 7. Marginalized 1σ and 2σ C.L. allowed regions in the $(\Omega_c h^2, m_s^{\text{eff}})$ plane for different models: $\Lambda\text{CDM}+\nu_s$ (gray), $\text{MOD1}+\nu_s$ (red) and $\text{MOD2}+\nu_s$ (blue), obtained with the full data combination considered here (“ALL”).

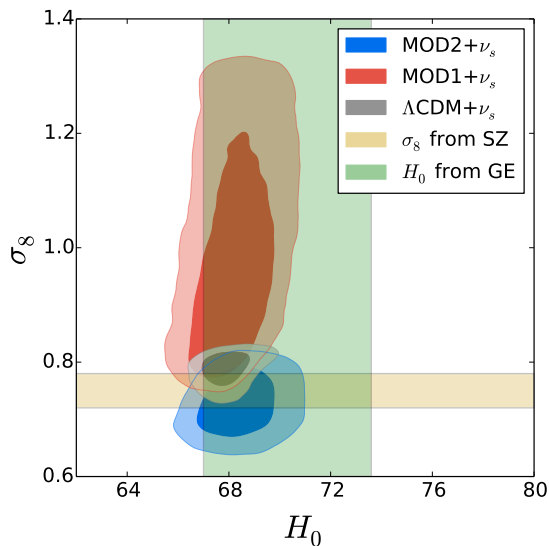


Figure 8. Marginalized 1σ and 2σ C.L. allowed regions in the (σ_8, H_0) plane for different models: $\Lambda\text{CDM}+\nu_s$ (gray), $\text{MOD1}+\nu_s$ (red) and $\text{MOD2}+\nu_s$ (blue), obtained with the full data combination considered here (“ALL”). The vertical green band denotes the interval $H_0 = 70.6 \pm 3.3 \text{ Km s}^{-1} \text{ Mpc}^{-1}$ [67] (GE), while the horizontal dark yellow band stands for $\sigma_8 = 0.75 \pm 0.03$ [60] (SZ).

To investigate this possibility, we have performed cosmological tests of a DM/DE interaction, in a model where DM can partially transfer its density to DE, or vice-versa. The DM/DE interaction has been introduced phenomenologically through an interaction term $Q = \xi H \rho_\Lambda$ [25, 26, 32] in the energy conservation equations, where the dimensionless parameter ξ encodes the coupling strength and the direction of energy flow: from DM to DE for $\xi > 0$, from DE to DM for $\xi < 0$.

The datasets used to constrain the model have been: CMB temperature and polarization, grav-

itational lensing, supernovae distance calibrations, baryonic acoustic oscillations and redshift space distortions. The combination of these measurements allows to constrain the evolution of the Universe at different redshifts and test the DM/DE interaction at different times.

While Planck observations for CMB temperature and polarization [1, 45] represent our reference datasets, the strongest constraints come with the inclusion of additional information that probe different redshifts: supernovae data from the joint analysis of Ref. [46] strongly constrain the effective DE equation-of-state parameter $w_{\Lambda}^{\text{eff}} = w_{\Lambda} + \xi/3$ to be close to -1 , while BAO/RSD [48–51] data give a mild preference for a non-zero coupling, both for MOD1 and MOD2. If we consider the derived values of the Hubble parameter H_0 and of σ_8 , we find that MOD1 (a model that was studied e.g in Refs. [25, 26]), increases the tension with the low-redshift measurements of H_0 from HST [66, 67] and, more significantly, with the Planck SZ cluster counts, CFHTLenS and other local determinations of σ_8 [53, 60–64]. The reason is that in MOD1 a higher amount of DM in the early Universe is required to allow for the survival of a necessary amount of DM today: this larger DM amount in the early phases increases the clustering effect and forces the non-linear evolution to occur earlier. On the contrary, in MOD2, σ_8 is smaller than in the Λ CDM model, as a consequence of the DM to DE transfer, and cosmological determinations of H_0 and σ_8 are better reconciled with low-redshift probes.

We studied also the possible presence of a sterile neutrino as an additional and stable dark matter component [71, 72]. In this case we find that the sterile neutrino parameters are completely insensitive to the parameters of the CDE model and the constraints are basically the same for the Λ CDM+ ν_s , the MOD1+ ν_s and the MOD2+ ν_s models.

In conclusion, a coupled DM/DE cosmology is a viable option, compatible with a large host of cosmological data. Moreover, a model where DE feeds DM during the evolutionary history of the Universe can help solving the small tensions that currently exist between different high- and low-redshift observations in the context of the Λ CDM model, therefore providing an interesting new opportunity of investigation for models of the dark sectors of the Universe.

Acknowledgments

This work is supported by the research grant *Theoretical Astroparticle Physics* number 2012CPPYP7 under the program PRIN 2012 funded by the Ministero dell’Istruzione, Università e della Ricerca (MIUR), by the research grants *TAsP (Theoretical Astroparticle Physics)* and *Fermi* funded by the Istituto Nazionale di Fisica Nucleare (INFN), and by the *Strategic Research Grant: Origin and Detection of Galactic and Extragalactic Cosmic Rays* funded by Torino University and Compagnia di San Paolo.

References

- [1] R. Adam *et al.*, “Planck 2015 results. I. Overview of products and scientific results,” [1502.01582](#).
- [2] P. A. R. Ade *et al.*, “Planck 2015 results. XIII. Cosmological parameters,” [1502.01589](#).
- [3] H. Kodama and M. Sasaki, “Cosmological Perturbation Theory,” *Prog. Theor. Phys. Suppl.* **78** (1984) 1–166.
- [4] P. K. S. Dunsby, M. Bruni, and G. F. R. Ellis, “Covariant Perturbations in a multifluid cosmological medium,” *Astrophys. J.* **395** (1992) 54–73.
- [5] J. A. Frieman and B.-A. Gradwohl, “Dark matter and the equivalence principle,” *Phys. Rev. Lett.* **67** (1991) 2926–2929.
- [6] B.-A. Gradwohl and J. A. Frieman, “Dark matter, long range forces, and large scale structure,” *Astrophys. J.* **398** (1992) 407–424.
- [7] C. Wetterich, “The Cosmon model for an asymptotically vanishing time dependent cosmological ‘constant’,” *Astron. Astrophys.* **301** (1995) 321–328, [arXiv:hep-th/9408025 \[hep-th\]](#).
- [8] L. Amendola, “Coupled quintessence,” *Phys. Rev.* **D62** (2000) 043511, [astro-ph/9908023](#).

- [9] L. Amendola, “Linear and non-linear perturbations in dark energy models,” *Phys. Rev.* **D69** (2004) 103524, [arXiv:astro-ph/0311175](#) [[astro-ph](#)].
- [10] V. Pettorino and C. Baccigalupi, “Coupled and Extended Quintessence: theoretical differences and structure formation,” *Phys. Rev.* **D77** (2008) 103003, [arXiv:0802.1086](#) [[astro-ph](#)].
- [11] J. Valiviita, E. Majerotto, and R. Maartens, “Instability in interacting dark energy and dark matter fluids,” *JCAP* **0807** no. 07, (Jul, 2008) 020, [0804.0232](#).
<http://dx.doi.org/10.1088/1475-7516/2008/07/020>.
- [12] J.-H. He and B. Wang, “Effects of the interaction between dark energy and dark matter on cosmological parameters,” *JCAP* **0806** (2008) 010, [arXiv:0801.4233](#) [[astro-ph](#)].
- [13] M. B. Gavela, D. Hernandez, L. Lopez Honorez, O. Mena, and S. Rigolin, “Dark coupling,” *JCAP* **0907** (2009) 034, [arXiv:0901.1611](#) [[astro-ph.CO](#)].
- [14] J.-H. He, B. Wang, and Y. P. Jing, “Effects of dark sectors’ mutual interaction on the growth of structures,” *JCAP* **0907** (2009) 030, [arXiv:0902.0660](#) [[gr-qc](#)].
- [15] E. Abdalla, E. G. M. Ferreira, J. Quintin, and B. Wang, “New Evidence for Interacting Dark Energy from BOSS,” [arXiv:1412.2777](#) [[astro-ph.CO](#)].
- [16] V. Salvatelli, N. Said, M. Bruni, A. Melchiorri, and D. Wands, “Indications of a late-time interaction in the dark sector,” *Phys. Rev. Lett.* **113** no. 18, (2014) 181301, [arXiv:1406.7297](#) [[astro-ph.CO](#)].
- [17] S. Lee, G.-C. Liu, and K.-W. Ng, “Constraints on the coupled quintessence from cosmic microwave background anisotropy and matter power spectrum,” *Phys. Rev.* **D73** (2006) 083516, [arXiv:astro-ph/0601333](#) [[astro-ph](#)].
- [18] S.-S. Xue, “How universe evolves with cosmological and gravitational constants,” *Nucl. Phys.* **B897** (2015) 326–345, [arXiv:1410.6152](#) [[gr-qc](#)].
- [19] V. Faraoni, J. B. Dent, and E. N. Saridakis, “Covariantizing the interaction between dark energy and dark matter,” *Phys. Rev.* **D90** no. 6, (2014) 063510, [arXiv:1405.7288](#) [[gr-qc](#)].
- [20] T. S. Koivisto, E. N. Saridakis, and N. Tamanini, “Scalar-Fluid theories: cosmological perturbations and large-scale structure,” *JCAP* **1509** (2015) 047, [arXiv:1505.07556](#) [[astro-ph.CO](#)].
- [21] Yu. L. Bolotin, A. Kostenko, O. A. Lemets, and D. A. Yerokhin, “Cosmological Evolution With Interaction Between Dark Energy And Dark Matter,” *Int. J. Mod. Phys.* **D24** no. 03, (2014) 1530007, [arXiv:1310.0085](#) [[astro-ph.CO](#)].
- [22] K. Koyama, R. Maartens, and Y.-S. Song, “Velocities as a probe of dark sector interactions,” *JCAP* **0910** (2009) 017, [arXiv:0907.2126](#) [[astro-ph.CO](#)].
- [23] J.-H. He, B. Wang, and E. Abdalla, “Stability of the curvature perturbation in dark sectors’ mutual interacting models,” *Phys. Lett.* **B671** (2009) 139–145, [arXiv:0807.3471](#) [[gr-qc](#)].
- [24] B. M. Jackson, A. Taylor, and A. Berera, “On the large-scale instability in interacting dark energy and dark matter fluids,” *Phys. Rev.* **D79** no. 4, (Feb, 2009) 043526, [0901.3272](#).
<http://dx.doi.org/10.1103/PhysRevD.79.043526>.
- [25] V. Salvatelli, A. Marchini, L. Lopez-Honorez, and O. Mena, “New constraints on Coupled Dark Energy from the Planck satellite experiment,” *Phys. Rev.* **D88** no. 2, (Jul, 2013) 023531, [1304.7119](#).
<http://dx.doi.org/10.1103/PhysRevD.88.023531>.
- [26] A. A. Costa, X.-D. Xu, B. Wang, E. G. M. Ferreira, and E. Abdalla, “Testing the Interaction between Dark Energy and Dark Matter with Planck Data,” *Phys. Rev.* **D89** no. 10, (2014) 103531, [arXiv:1311.7380](#) [[astro-ph.CO](#)].
- [27] M. B. Gavela, L. Lopez Honorez, O. Mena, and S. Rigolin, “Dark Coupling and Gauge Invariance,” *JCAP* **1011** (2010) 044, [1005.0295](#).
- [28] J.-H. He, B. Wang, and E. Abdalla, “Testing the interaction between dark energy and dark matter via latest observations,” *Phys. Rev.* **D83** (2011) 063515, [arXiv:1012.3904](#) [[astro-ph.CO](#)].
- [29] L. Amendola, G. Camargo Campos, and R. Rosenfeld, “Consequences of dark matter-dark energy interaction on cosmological parameters derived from SNIa data,” *Phys. Rev.* **D75** no. 8, (Apr, 2007) 083506, [astro-ph/0610806](#). <http://dx.doi.org/10.1103/PhysRevD.75.083506>.

- [30] G. Caldera-Cabral, R. Maartens, and B. M. Schaefer, “The Growth of Structure in Interacting Dark Energy Models,” *JCAP* **0907** no. 07, (Jul, 2009) 027, 0905.0492. <http://dx.doi.org/10.1088/1475-7516/2009/07/027>.
- [31] A. B. Pavan, E. G. M. Ferreira, S. Micheletti, J. C. C. de Souza, and E. Abdalla, “Exact cosmological solutions of models with an interacting dark sector,” *Phys. Rev.* **D86** (2012) 103521, 1111.6526.
- [32] W. Zimdahl and D. Pavon, “Interacting quintessence,” *Phys. Lett.* **B521** (2001) 133–138, [arXiv:astro-ph/0105479](https://arxiv.org/abs/astro-ph/0105479) [astro-ph].
- [33] G. Mangano, G. Miele, S. Pastor, T. Pinto, O. Pisanti, and P. D. Serpico, “Relic neutrino decoupling including flavor oscillations,” *Nucl. Phys.* **B729** (2005) 221–234, [hep-ph/0506164](https://arxiv.org/abs/hep-ph/0506164).
- [34] G. Izquierdo and D. Pavon, “Limits on the parameters of the equation of state for interacting dark energy,” *Phys. Lett.* **B688** (2010) 115–124, [arXiv:1004.2360](https://arxiv.org/abs/1004.2360) [astro-ph.CO].
- [35] G. Huey and B. D. Wandelt, “Interacting quintessence. The Coincidence problem and cosmic acceleration,” *Phys. Rev.* **D74** (2006) 023519, [arXiv:astro-ph/0407196](https://arxiv.org/abs/astro-ph/0407196) [astro-ph].
- [36] S. Das, P. S. Corasaniti, and J. Khoury, “Super-acceleration as signature of dark sector interaction,” *Phys. Rev.* **D73** (2006) 083509, [arXiv:astro-ph/0510628](https://arxiv.org/abs/astro-ph/0510628) [astro-ph].
- [37] D. Boriero, S. Das, and Y. Y. Y. Wong, “How CMB and large-scale structure constrain chameleon interacting dark energy,” *JCAP* **1507** no. 07, (2015) 033, [arXiv:1505.03154](https://arxiv.org/abs/1505.03154) [astro-ph.CO].
- [38] W. Hu and I. Sawicki, “A Parameterized Post-Friedmann Framework for Modified Gravity,” *Phys. Rev.* **D76** (2007) 104043, [arXiv:0708.1190](https://arxiv.org/abs/0708.1190) [astro-ph].
- [39] W. Hu, “Parametrized Post-Friedmann Signatures of Acceleration in the CMB,” *Phys. Rev.* **D77** (2008) 103524, [arXiv:0801.2433](https://arxiv.org/abs/0801.2433) [astro-ph].
- [40] W. Fang, W. Hu, and A. Lewis, “Crossing the Phantom Divide with Parameterized Post-Friedmann Dark Energy,” *Phys. Rev.* **D78** (2008) 087303, [arXiv:0808.3125](https://arxiv.org/abs/0808.3125) [astro-ph].
- [41] Y.-H. Li, J.-F. Zhang, and X. Zhang, “Parametrized Post-Friedmann Framework for Interacting Dark Energy,” *Phys. Rev.* **D90** no. 6, (2014) 063005, [arXiv:1404.5220](https://arxiv.org/abs/1404.5220) [astro-ph.CO].
- [42] C.-P. Ma and E. Bertschinger, “Cosmological perturbation theory in the synchronous and conformal Newtonian gauges,” *Astrophys. J.* **455** (1995) 7–25, [arXiv:astro-ph/9506072](https://arxiv.org/abs/astro-ph/9506072) [astro-ph].
- [43] A. Lewis, A. Challinor, and A. Lasenby, “Efficient computation of CMB anisotropies in closed FRW models,” *Astrophys. J.* **538** (2000) 473–476, [astro-ph/9911177](https://arxiv.org/abs/astro-ph/9911177).
- [44] A. Lewis and S. Bridle, “Cosmological parameters from CMB and other data: A Monte Carlo approach,” *Phys. Rev.* **D66** (2002) 103511, [astro-ph/0205436](https://arxiv.org/abs/astro-ph/0205436).
- [45] N. Aghanim *et al.*, “Planck 2015 results. XI. CMB power spectra, likelihoods, and robustness of parameters,” *Submitted to: Astron. Astrophys.* (July, 2015), 1507.02704.
- [46] SDSS Collaboration, M. Betoule *et al.*, “Improved cosmological constraints from a joint analysis of the SDSS-II and SNLS supernova samples,” *Astron. Astrophys.* **568** (2014) A22, [arXiv:1401.4064](https://arxiv.org/abs/1401.4064) [astro-ph.CO].
- [47] W. J. Percival, L. Samushia, A. J. Ross, C. Shapiro, and A. Raccanelli, “Redshift-space distortions,” *Philosophical Transactions of the Royal Society A: Mathematical, Physical and Engineering Sciences* **369** no. 1957, (Nov, 2011) 50585067. <http://dx.doi.org/10.1098/rsta.2011.0370>.
- [48] F. Beutler, C. Blake, M. Colless, D. H. Jones, L. Staveley-Smith, L. Campbell, Q. Parker, W. Saunders, and F. Watson, “The 6dF Galaxy Survey: Baryon Acoustic Oscillations and the Local Hubble Constant,” *Mon. Not. Roy. Astron. Soc.* **416** (2011) 3017–3032, [arXiv:1106.3366](https://arxiv.org/abs/1106.3366) [astro-ph.CO].
- [49] A. J. Ross, L. Samushia, C. Howlett, W. J. Percival, A. Burden, and M. Manera, “The clustering of the SDSS DR7 main Galaxy sample I. A 4per cent distance measure at $z = 0.15$,” *Mon. Not. Roy. Astron. Soc.* **449** no. 1, (2015) 835–847, [arXiv:1409.3242](https://arxiv.org/abs/1409.3242) [astro-ph.CO].
- [50] BOSS Collaboration, L. Anderson *et al.*, “The clustering of galaxies in the SDSS-III Baryon Oscillation Spectroscopic Survey: baryon acoustic oscillations in the Data Releases 10 and 11 Galaxy samples,” *Mon. Not. Roy. Astron. Soc.* **441** no. 1, (2014) 24–62, [arXiv:1312.4877](https://arxiv.org/abs/1312.4877) [astro-ph.CO].

- [51] L. Samushia *et al.*, “The clustering of galaxies in the SDSS-III Baryon Oscillation Spectroscopic Survey: measuring growth rate and geometry with anisotropic clustering,” *Mon. Not. Roy. Astron. Soc.* **439** no. 4, (2014) 3504–3519, [arXiv:1312.4899 \[astro-ph.CO\]](#).
- [52] P. A. R. Ade *et al.*, “Planck 2015 results. XV. Gravitational lensing,” [1502.01591](#).
- [53] C. Heymans *et al.*, “CFHTLenS: The Canada-France-Hawaii Telescope Lensing Survey,” *Mon. Not. Roy. Astron. Soc.* **427** (2012) 146, [arXiv:1210.0032 \[astro-ph.CO\]](#).
- [54] M. Kilbinger *et al.*, “CFHTLenS: Combined probe cosmological model comparison using 2D weak gravitational lensing,” *Mon. Not. Roy. Astron. Soc.* **430** no. 3, (2013) 2200–2220, [arXiv:1212.3338 \[astro-ph.CO\]](#).
- [55] C. Heymans *et al.*, “CFHTLenS tomographic weak lensing cosmological parameter constraints: Mitigating the impact of intrinsic galaxy alignments,” *Mon. Not. Roy. Astron. Soc.* **432** (2013) 2433, [arXiv:1303.1808 \[astro-ph.CO\]](#).
- [56] P. A. R. Ade *et al.*, “Planck 2015 results. XIV. Dark energy and modified gravity,” [1502.01590](#).
- [57] M. Raveri, “Is there concordance within the concordance Λ CDM model?,” [arXiv:1510.00688 \[astro-ph.CO\]](#).
- [58] L. Verde, R. Jimenez, and S. Feeney, “The importance of local measurements for cosmology,” *Phys. Dark Univ.* **2** (2013) 65–71, [arXiv:1303.5341 \[astro-ph.CO\]](#).
- [59] S. Joudaki *et al.*, “CFHTLenS revisited: assessing concordance with Planck including astrophysical systematics,” [arXiv:1601.05786 \[astro-ph.CO\]](#).
- [60] Planck Collaboration, P. A. R. Ade *et al.*, “Planck 2013 results. XX. Cosmology from Sunyaev-Zeldovich cluster counts,” *Astron. Astrophys.* **571** (2014) A20, [arXiv:1303.5080 \[astro-ph.CO\]](#).
- [61] P. A. R. Ade *et al.*, “Planck 2015 results. XXIV. Cosmology from Sunyaev-Zeldovich cluster counts,” [1502.01597](#).
- [62] C. L. Reichardt *et al.*, “Galaxy clusters discovered via the Sunyaev-Zel’dovich effect in the first 720 square degrees of the South Pole Telescope survey,” *Astrophys. J.* **763** (2013) 127, [arXiv:1203.5775 \[astro-ph.CO\]](#).
- [63] H. Bhringer, G. Chon, and C. A. Collins, “The extended ROSAT-ESO Flux Limited X-ray Galaxy Cluster Survey (REFLEX II) IV. X-ray Luminosity Function and First Constraints on Cosmological Parameters,” *Astron. Astrophys.* **570** (2014) A31, [arXiv:1403.2927 \[astro-ph.CO\]](#).
- [64] A. Vikhlinin *et al.*, “Chandra Cluster Cosmology Project III: Cosmological Parameter Constraints,” *Astrophys. J.* **692** (2009) 1060–1074, [arXiv:0812.2720 \[astro-ph\]](#).
- [65] R. A. Burenin and A. A. Vikhlinin, “Cosmological parameters constraints from galaxy cluster mass function measurements in combination with other cosmological data,” *Astron. Lett.* **38** (2012) 347, [arXiv:1202.2889 \[astro-ph.CO\]](#).
- [66] A. G. Riess, L. Macri, S. Casertano, H. Lampeitl, H. C. Ferguson, A. V. Filippenko, S. W. Jha, W. Li, and R. Chornock, “A 3% Solution: Determination of the Hubble Constant with the Hubble Space Telescope and Wide Field Camera 3,” *Astrophys. J.* **730** (2011) 119, [arXiv:1103.2976 \[astro-ph.CO\]](#).
- [67] G. Efstathiou, “H0 Revisited,” *Mon. Not. Roy. Astron. Soc.* **440** (2014) 1138–1152, [arXiv:1311.3461 \[astro-ph.CO\]](#).
- [68] C. Pigozzo, S. Carneiro, J. S. Alcaniz, H. A. Borges, and J. C. Fabris, “Evidence for cosmological particle creation?,” [arXiv:1510.01794 \[astro-ph.CO\]](#).
- [69] Y.-H. Li, J.-F. Zhang, and X. Zhang, “Exploring the full parameter space for an interacting dark energy model with recent observations including redshift-space distortions: Application of the parametrized post-Friedmann approach,” *Phys. Rev.* **D90** no. 12, (2014) 123007, [arXiv:1409.7205 \[astro-ph.CO\]](#).
- [70] Z. Berezhiani, A. D. Dolgov, and I. I. Tkachev, “Reconciling Planck results with low redshift astronomical measurements,” *Phys. Rev.* **D92** (2015) 061303, [arXiv:1505.03644 \[astro-ph.CO\]](#).
- [71] S. Gariazzo, C. Giunti, M. Laveder, Y. F. Li, and E. M. Zavatin, “Light sterile neutrinos,” [arXiv:1507.08204 \[hep-ph\]](#).

- [72] A. Merle, “keV Neutrino Model Building,” *Int. J. Mod. Phys. D* **22** (2013) 1330020, [arXiv:1302.2625 \[hep-ph\]](#).
- [73] J. Bergstrom, M. C. Gonzalez-Garcia, V. Niro, and J. Salvado, “Statistical tests of sterile neutrinos using cosmology and short-baseline data,” *JHEP* **10** (2014) 104, [arXiv:1407.3806 \[hep-ph\]](#).
- [74] A. Merle, V. Niro, and D. Schmidt, “New Production Mechanism for keV Sterile Neutrino Dark Matter by Decays of Frozen-In Scalars,” *JCAP* **1403** (2014) 028, [arXiv:1306.3996 \[hep-ph\]](#).
- [75] P. A. R. Ade *et al.*, “Planck 2013 results. XVI. Cosmological parameters,” *Astron. Astrophys.* **571** (Nov., 2014) A16, [arXiv:1303.5076 \[astro-ph.CO\]](#).
- [76] M. A. Acero and J. Lesgourgues, “Cosmological constraints on a light non-thermal sterile neutrino,” *Phys. Rev. D* **79** (2009) 045026, [arXiv:0812.2249 \[astro-ph\]](#).