

Assessing the role of nuclear effects in the interpretation of the MiniBooNE low-energy anomaly

M. Ericson

*Université de Lyon, Univ. Lyon 1, CNRS/IN2P3,
 IPN Lyon, F-69622 Villeurbanne Cedex, France and
 Physics Department, Theory Unit, CERN, CH-1211 Geneva, Switzerland*

M. V. Garzelli

*II Institute for Theoretical Physics, Hamburg University,
 Luruper Chaussee 149, D-22761 Hamburg, Germany*

C. Giunti

INFN, Sezione di Torino, Via P. Giuria 1, I-10125 Torino, Italy

M. Martini

*ESNT, CEA-Saclay, IRFU, Service de Physique Nucléaire, F-91191 Gif-sur-Yvette Cedex, France
 (Dated: 3 February 2016)*

We study the impact of the effect of multinucleon interactions in the reconstruction of the neutrino energy on the fit of the MiniBooNE data in terms of neutrino oscillations. We obtain some improvement of the fit of the MiniBooNE low-energy excess in the framework of two-neutrino oscillations and a shift of the allowed region in the $\sin^2 2\theta - \Delta m^2$ plane towards smaller values of $\sin^2 2\theta$ and larger values of Δm^2 . However this effect is not enough to solve the problem of the appearance-disappearance tension in the global fit of short-baseline neutrino oscillation data.

PACS numbers: 14.60.Pq, 14.60.Lm, 14.60.St

I. INTRODUCTION

Neutrino masses and mixing are well-established by the observations of neutrino oscillations in solar, atmospheric and long-baseline neutrino oscillation experiments, which are well-accommodated in the standard framework of three-neutrino mixing, where the three active neutrinos ν_e, ν_μ, ν_τ are superpositions of three massive neutrinos ν_1, ν_2, ν_3 with respective masses m_1, m_2, m_3 (see Refs.[1–3]). In this framework there are two independent squared-mass differences: the small solar $\Delta m_{\text{SOL}}^2 \simeq 7.5 \times 10^{-5} \text{ eV}^2$ and the larger atmospheric $\Delta m_{\text{ATM}}^2 \simeq 2.3 \times 10^{-3} \text{ eV}^2$, which can be interpreted as $\Delta m_{\text{SOL}}^2 = \Delta m_{21}^2$ and $\Delta m_{\text{ATM}}^2 = |\Delta m_{31}^2| \simeq |\Delta m_{32}^2|$, with $\Delta m_{kj}^2 = m_k^2 - m_j^2$.

However, the reactor [4–6], Gallium [7–11] and LSND [12] anomalies indicate that the neutrino mixing framework may need an extension in order to accommodate short-baseline oscillations¹ due to at least one additional squared-mass difference, $\Delta m_{\text{SBL}}^2 \sim 1 \text{ eV}^2$, which is much

larger than Δm_{ATM}^2 (see the reviews in Refs. [2, 13–18]). The reactor antineutrino anomaly [4] is a deficit of the rate of $\bar{\nu}_e$ -induced events observed in short-baseline reactor neutrino experiments in comparison with that expected from the calculation of the reactor neutrino fluxes [5, 6]. The Gallium neutrino anomaly [7–11] is a shortage of ν_e -induced events measured at an average distance of about 1 m in the Gallium radioactive source experiments GALLEX [19] and SAGE [20] with respect to the rate of ν_e -induced events expected from the well-measured activity of the radioactive source. The LSND anomaly is the observation of short-baseline $\bar{\nu}_\mu \rightarrow \bar{\nu}_e$ transitions [12, 21].

The additional squared-mass difference required to explain these anomalies with neutrino oscillations necessitates the existence of at least an additional massive neutrino at the eV scale. Since from the LEP measurement of the invisible width of the Z boson [22] we know that there are only three active neutrinos, in the flavor basis the additional massive neutrinos correspond to sterile neutrinos [23], which do not have standard weak interactions.

Sterile neutrinos are singlets of the Standard Model gauge symmetries which can couple to the active neutrinos through the Lagrangian mass term. In practice there are bounds on the active-sterile mixing, but there is no bound on the number of sterile neutrinos and on their mass scales. Therefore the existence of sterile neutrinos is investigated at different mass scales². In this paper

¹ Short-baseline neutrino oscillation experiments are characterized by a ratio $L/E_\nu \lesssim 10 \text{ m MeV}^{-1}$, where L is the source-detector distance and E_ν is the neutrino energy. Since the oscillations generated by a squared-mass difference Δm^2 is observable for $\Delta m^2 L/4E_\nu \gtrsim 1$, short-baseline neutrino oscillation experiments are sensitive to $\Delta m^2 \gtrsim 10^{-1} \text{ eV}^2$. On the other hand, long-baseline neutrino oscillation experiments are characterized by a ratio $L/E_\nu \gtrsim 100 \text{ m MeV}^{-1}$ which makes them sensitive to $\Delta m^2 \lesssim 10^{-2} \text{ eV}^2$.

² For example: very light sterile neutrinos at a mass scale smaller

we consider the simplest 3+1 extension of three-neutrino mixing in which the three standard massive neutrinos ν_1, ν_2, ν_3 are assumed to have masses much smaller than 1 eV and there is an additional neutrino ν_4 with mass $m_4 \sim 1$ eV. In this framework, the squared-mass difference $\Delta m_{\text{SBL}}^2 = \Delta m_{41}^2 \sim 1 \text{ eV}^2$ can generate short-baseline oscillations which explain the above-mentioned anomalies (see Ref. [18]). In the flavor basis, besides the three active neutrinos ν_e, ν_μ, ν_τ , there is a sterile neutrino ν_s which has a large mixing with ν_4 and small mixings with ν_1, ν_2, ν_3 . This implies that the elements of the 4×4 unitary mixing matrix U must be such that $U_{sk} \ll 1$ for $k = 1, 2, 3$ and $U_{\alpha 4} \ll 1$ for $\alpha = e, \mu, \tau$.

In this paper we consider the results of the MiniBooNE experiment [44, 45], which has been done to check the indication in favor of short-baseline neutrino oscillations given by the LSND anomaly³. The MiniBooNE experiment operated first in neutrino mode, searching for $\nu_\mu \rightarrow \nu_e$ transitions. The results “showed no evidence of an excess of electron-like events for neutrino energies above 475 MeV” [44], which cover the same L/E_ν range of the LSND experiment. On the other hand, the data showed “unexplained electron-like events in the reconstructed neutrino energy range from 200 to 475 MeV” [44]. This is a sizable excess of ν_e -like events in the three energy bins below 475 MeV which has been called the *MiniBooNE low-energy anomaly*.

The second part of the MiniBooNE experiment was operated in antineutrino mode, searching for $\bar{\nu}_\mu \rightarrow \bar{\nu}_e$ transitions. The final results [45] showed a small excess of $\bar{\nu}_e$ -like events over the background for reconstructed neutrino energies above 475 MeV and a sizable excess of $\bar{\nu}_e$ -like events in the three energy bins below 475 MeV which is compatible with the low-energy anomaly in neutrino mode.

The authors of Refs. [47, 48] suggested that at least part of the MiniBooNE low-energy excess could be due to events which have a larger neutrino energy and are interpreted as low-energy events because the reconstruction of the neutrino energy from the measured electron energy and scattering angle did not take into account multinucleon interactions in the neutrino-nucleus charged-current interactions.

The multinucleon emission channel has attracted much attention in the last years. The inclusion of this channel in the quasielastic cross section was suggested [49, 50] as

the possible explanation of the MiniBooNE CCQE total cross section on carbon [51], observed to be too large with respect to theoretical predictions employing the standard value of the axial mass. The MiniBooNE experiment, as well as other experiments involving Cherenkov detectors, defines as a charged current quasielastic-like event one in which only a final charged lepton is detected. The ejection of a single nucleon (a genuine quasielastic event) is only one possibility, and one must consider as well events involving for instance a correlated nucleon pair from which the partner nucleon is also ejected, as discussed first in Refs. [52]. The inclusion in the quasielastic cross section of events in which several nucleons are ejected (np-nh excitations), leads to an increase over the genuine quasielastic value. The authors of Refs. [49, 50] argued that this is the likely explanation of the MiniBooNE data, showing that their evaluation can account for the excess in the cross section without any modification of the axial mass. This suggestion triggered a new interest of the neutrino scattering and oscillation communities for the multinucleon emission channel. Several theoretical works have analyzed the role of the multinucleon excitations in the evaluation of the neutrino-nucleus cross sections [49, 50, 53–64]. Originally, this channel was not included in the Monte Carlo generators used for the analyses of the neutrino cross sections and oscillations experiments. As was discussed in Refs. [47, 48, 65, 66], the influence of the multinucleon channel also manifests in the problem of the neutrino energy reconstruction [47, 48, 65–70]. The authors of Refs. [47, 48] also showed how it affects the analysis of neutrino oscillation experiments. Applied to the MiniBooNE data this is the object of the present work.

In this paper we study the impact of the multinucleon interactions in neutrino-nucleus charged-current scattering on the fit of the electron appearance MiniBooNE data in terms of neutrino oscillations. The MiniBooNE collaboration discussed briefly an approximate implementation of the multinucleon interactions in Ref. [45]. They showed that the change of the minimum χ^2 value is small and they concluded that multinucleon interactions do not significantly change the oscillation fit. However, the change of the minimum χ^2 value due to multinucleon interactions obtained by the MiniBooNE collaboration is a small increase, whereas we expect a decrease from a better fit of the low-energy excess. In this paper we examine this problem and we study quantitatively to which extent the results of the oscillation fit of the MiniBooNE data is affected by the multinucleon interactions.

The plan of the paper is as follows. In Section II we describe the method that we adopted in order to take into account the multinucleon contribution to the neutrino-nucleus charged-current interactions in the analysis of MiniBooNE data. In Section III we present the results of the fit of MiniBooNE data taking into account multinucleon interactions in the simplest framework of two-neutrino mixing. In Section IV we discuss the implications of the multinucleon interactions in the analysis of

than 0.1 eV, which could affect the oscillations of solar [24–26] and reactor [27–33] neutrinos; sterile neutrinos at the keV scale, which could constitute warm dark matter according to the Neutrino Minimal Standard Model (ν MSM) [34] (see the reviews in Refs. [35, 36]); sterile neutrinos at the MeV scale [37–40]; sterile neutrinos at the electroweak scale [41, 42] or above it [42, 43], whose effects may be seen at LHC and other high-energy colliders.

³ The reactor and Gallium anomalies will be checked in a few years by several reactor and radioactive source experiments (see Refs. [18, 46]).

MiniBooNE data for the global fit of short-baseline neutrino oscillation data in the framework of 3+1 neutrino mixing. Finally, in Section V we present our conclusions.

II. METHOD

In principle, the multinucleon interactions should be included in the Monte Carlo generator with which one simulates the events predicted in the experiment without and with neutrino oscillations. However, since we do not have access to the MiniBooNE Monte Carlo generator, we adopted an approach which allows the treatment of the multinucleon emission channel, as well as the quasielastic and the pion production channels through the theoretical model of Ref. [49]. This model has been successful [49, 50, 56, 61] to reproduce the MiniBooNE data on the neutrino [51] and antineutrino [71] quasielastic-like cross sections, as well as the pion production data measured by MiniBooNE [72] and the T2K data on muon-neutrino [73] and electron-neutrino [74] inclusive cross sections, as shown in Refs. [62, 75]. This model is based on the nuclear response functions. The quasielastic response is treated in the random phase approximation (RPA), as illustrated for example in Ref. [76]. The multinucleon contribution is deduced from the microscopic evaluation of Alberico *et al.* [77] of the role of two particle-two hole (2p-2h) excitations in the inclusive (e, e') transverse response. This calculation includes the correlation term, the two-body meson exchange currents terms, in particular the one associated with Delta excitation, and the interference between these quantities. The single pion production is assumed to arise exclusively from the pionic decay of the Delta excitation. In the nucleus the Delta width is modified by medium effects. They have been introduced and discussed by Oset and Salcedo in Ref. [78]. The non pionic decay of the Delta in the medium, which modifies its width leads to 2p-2h or 3p-3h excitations contributing to the multinucleon excitations. The parameterization of Ref. [78] for the Delta width in the nuclear medium is used in the model of Ref. [49].

We considered the muon-to-electron neutrino and antineutrino Monte Carlo full transmutation events in the MiniBooNE data release for the final results of the experiment [79]. The corresponding correlation between the true neutrino energy E_ν and the reconstructed one E_ν^{rec} is shown in the two upper scatter plots in Fig. 1. One can see that most of the points are near the diagonal, which corresponds to the quasielastic energy reconstruction

$$E_\nu^{\text{QE}} = \frac{2(M - E_B)E_e - (m_e^2 - 2ME_B + E_B^2 + \Delta M^2)}{2(M - E_B - E_e + p_e \cos \theta_e)}, \quad (1)$$

where M is the mass of the target nucleon which is assumed to be at rest, $E_B \simeq 25$ MeV is its binding energy in the nucleus, E_e , p_e and θ_e are the measured energy, momentum and scattering angle of the outgoing electron and ΔM^2 is the difference between the squared masses

of the initial and final nucleons ($\Delta M^2 = M_n^2 - M_p^2$ for $\nu_e + n \rightarrow p + e^-$ scattering and $\Delta M^2 = M_p^2 - M_n^2$ for $\bar{\nu}_e + p \rightarrow n + e^+$ scattering). The smearing of the quasielastic events around the diagonal in the two upper scatter plots in Fig. 1 is due to the Fermi motion of the initial nucleon and to the electron energy resolution of the detector. In addition, one can note an excess of events with reconstructed energy which is significantly smaller than that in the quasielastic region. These events are due to charged current pion production ($\nu_e + n \rightarrow \Delta^+ + e^- \rightarrow n + \pi^+ + e^-$ and $\bar{\nu}_e + p \rightarrow \Delta^0 + e^+ \rightarrow p + \pi^- + e^+$). A certain fraction of the pions produced does not come as they are absorbed in the nucleus on their way out. This process is denoted as the final state interaction effect [80, 81]. Although its presence has not been displayed [80, 81] in the neutrino-induced charged pion production MiniBooNE data [72], this process is present in the cross sections of physical pions [49] and is expected to be relevant also in the neutrino reactions. For those pions which do not come out no tracks other than the lepton ones are visible and the process is misidentified as quasielastic event. In their works on the reconstitution problem [47, 48], the authors did not consider the unidentified pions channel but only the quasielastic and the multinucleon channels. In order to exploit their results for the introduction of the multinucleon channel in the MiniBooNE analysis we have adopted the following method:

- First we separate the quasielastic events from the pion production events. For this, in the MiniBooNE full transmutation events, we selected statistically the pion production events which are misidentified as quasielastic charged current events by choosing the events which have a $E_\nu - E_\nu^{\text{rec}}$ value which is more likely to be that of a pion production event than that of a quasielastic event. The relative probability of true quasielastic events and misidentified pion production events is calculated with the nuclear model of Ref. [49]. For the estimation of the relative probability of misidentified pion production events we considered⁴ 30% of the total charged current single charged pion production events as misidentified quasielastic charged current events.

We do not apply any change to the selected misidentified pion production events.

- We divide randomly the remaining events into a group which we consider as true quasielastic events and a group of events which we transform into multinucleon interaction events.

⁴ We verified that the results do not change in a significant way if we consider a fraction between 20% and 40%. These percentages are in reasonable agreement with the indications provided in Ref. [80].

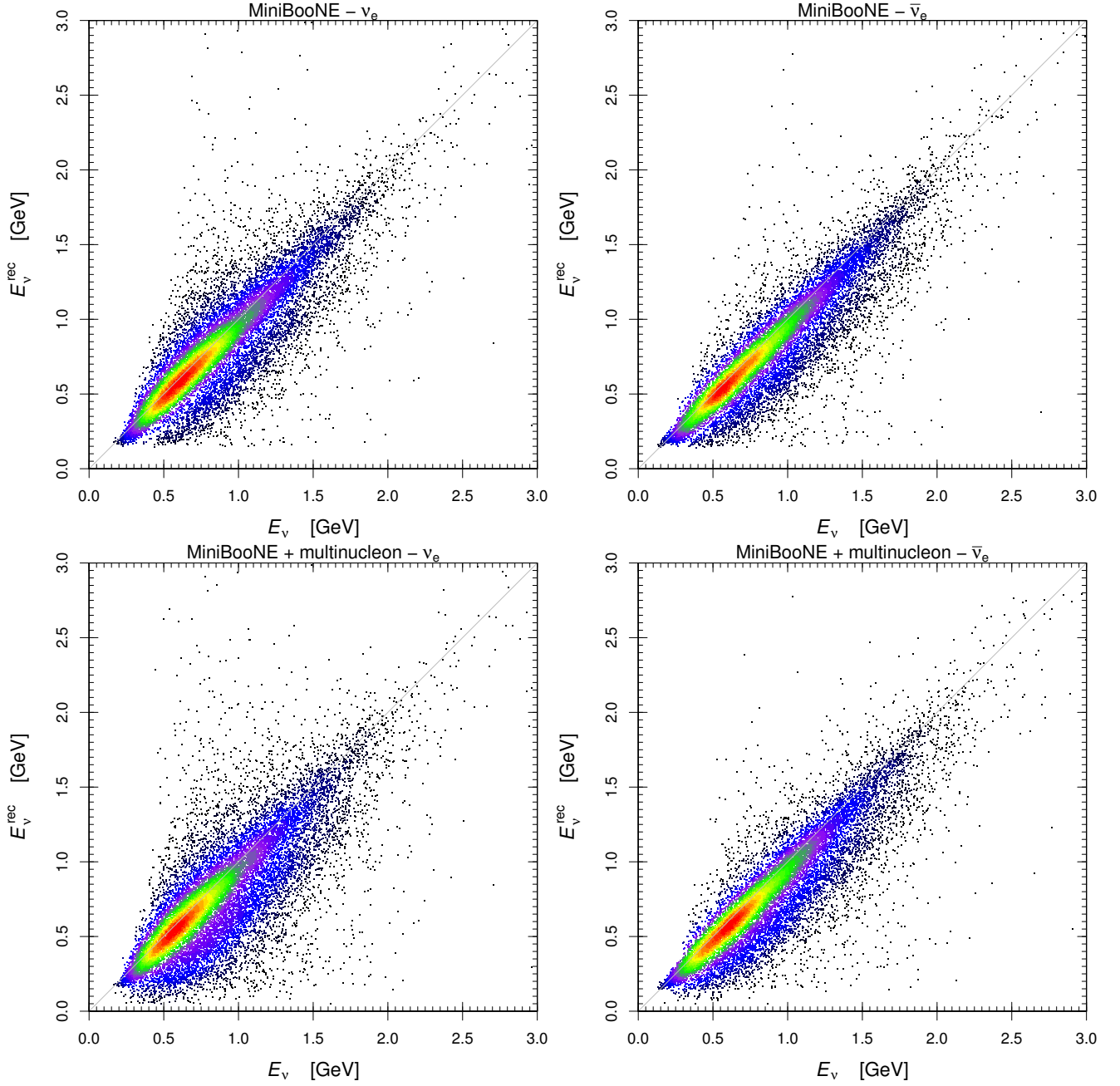


FIG. 1. Scatter plots which shows the correlation between the true neutrino energy E_ν and the reconstructed neutrino energy E_ν^{rec} in the original [79] MiniBooNE muon-to-electron neutrino and antineutrino Monte Carlo full transmutation events (upper plots) and in the events modified with the contribution of multinucleon interactions (lower plots). The color sequence (black, blue, magenta, green, yellow, red) indicate an increasing density of points.

The division is done in proportion to the probability of quasielastic and multinucleon interactions calculated in Refs. [47, 48] for different $(E_\nu, E_\nu^{\text{rec}})$ pairs, taking into account that the MiniBooNE detector is filled with pure CH_2 mineral oil. Hence, in neutrino mode ($\nu_e + n \rightarrow p + e^-$) all the scatterings can have a multinucleon contribution because they occur on the neutrons in the carbon atoms, whereas in antineutrino mode ($\bar{\nu}_e + p \rightarrow n + e^+$)

only a fraction 3/4 of the scatterings are with the protons of the carbon atoms.

We do not apply any change to the events in the true quasielastic group.

- We consider the group of multinucleon interaction events for which we calculate a new neutrino reconstructed energy using the theoretical correlation between the true neutrino energy E_ν and the

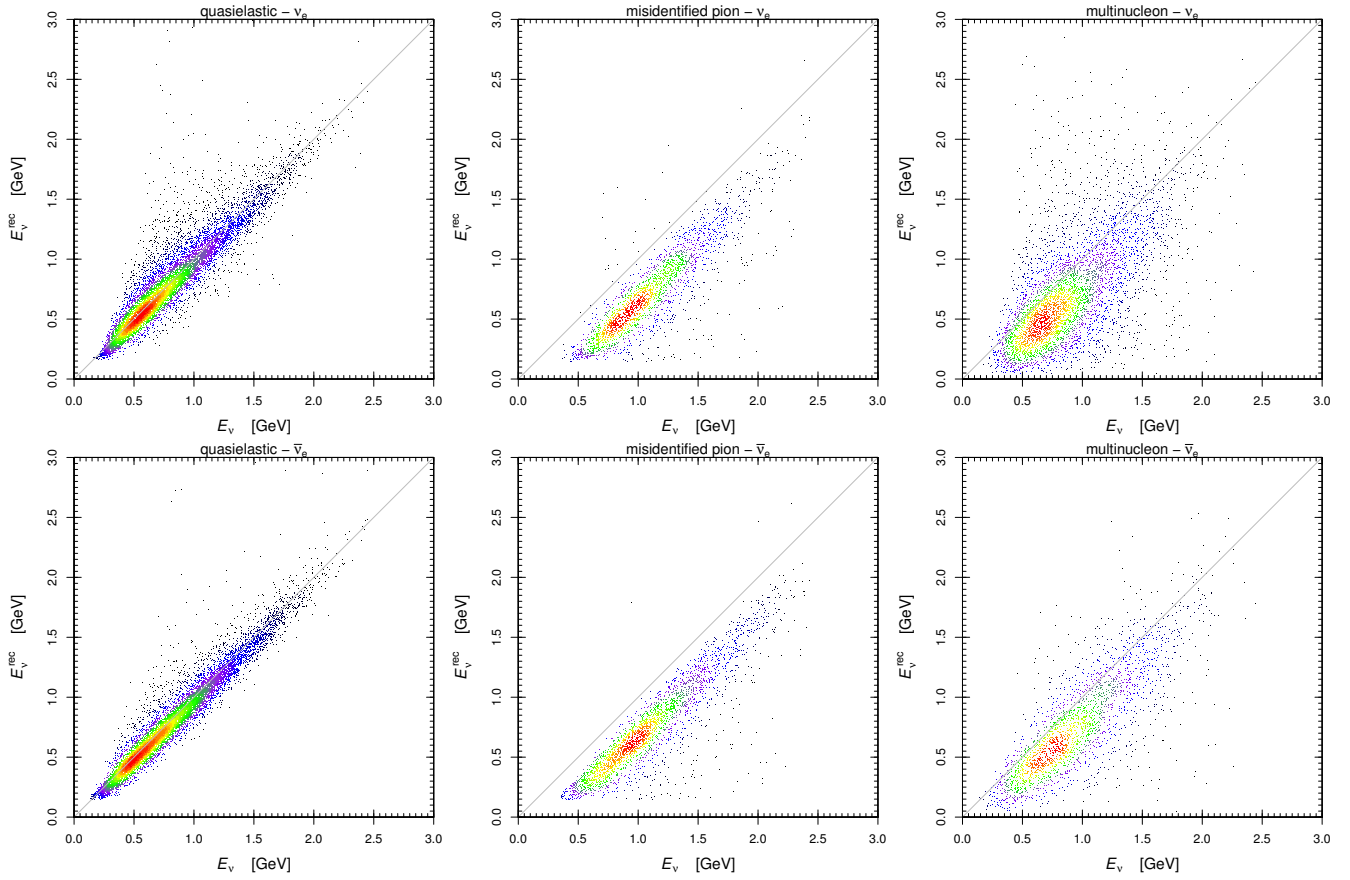


FIG. 2. Scatter plots which shows the correlation between the true neutrino energy E_ν and the reconstructed neutrino energy E_ν^{rec} separately for quasielastic, misidentified pion and multinucleon events for neutrino (upper plots) and antineutrino (lower plots) scattering. The color sequence (black, blue, magenta, green, yellow, red) indicate an increasing density of points.

reconstructed neutrino energy E_ν^{rec} calculated in Refs. [47, 48]. We also take into account the energy resolution of the detector given in Fig. 9.19 of Ref. [82].

The results of these transformations are new sets of neutrino and antineutrino Monte Carlo full transmutation events with the correlations between the true neutrino energy E_ν and the reconstructed neutrino energy E_ν^{rec} shown in the two lower scatter plots in Fig. 1. Comparing them with the corresponding upper scatter plots one can see that there are more points with reconstructed energy which is significantly smaller than that in the quasielastic region.

Figure 2 shows the correlation between E_ν and E_ν^{rec} separately for quasielastic, misidentified pion and multinucleon events, for neutrino as well as for antineutrino scattering. One can notice that the misidentified pion events distribution is displaced horizontally by an amount $\Delta E_\nu \simeq 300$ MeV with respect to the quasielastic one, with a smaller E_ν^{rec}/E_ν ratio. This shift can be understood by the following argument. The condition for a quasielastic event on a nucleon at rest is $\omega = E_\nu - E_e = Q^2/2M_N$, where $Q^2 = |\vec{q}|^2 - \omega^2$ is the squared four momentum and M_N is the nucleon

mass. For Delta excitation on a nucleon, which is responsible for pion production, the condition is, neglecting the Delta width, $\omega = E_\nu - E_e = Q^2/2M_N + \Delta M$, where $\Delta M = (M_\Delta^2 - M_N^2)/(2M_N) \simeq 338$ MeV. This is the amount of the horizontal shift of the misidentified pion production distribution. As for the distribution of multinucleon events, it lies between the distribution of quasielastic events peaked on the diagonal and the distribution of misidentified pion events which have the smallest E_ν^{rec}/E_ν ratio. The multinucleon interactions have the effect of shifting some of the events predicted by neutrino oscillations towards the low energy bins where the anomalous excess is measured. The effect is larger in neutrino mode, because in antineutrino mode the multinucleon interactions are smaller for two reasons. Firstly the factor 3/4 mentioned before coming from the nature of the target. Moreover, as was explained in Refs. [50, 64], in the description of Refs. [49, 50] the multinucleon part concerns exclusively the spin-isospin interaction of the weak current with the nucleus. The corresponding spin-isospin contribution is reduced for antineutrinos due to the negative value, in this case, of the vector axial interference term.

In the analysis of MiniBooNE data we must also take

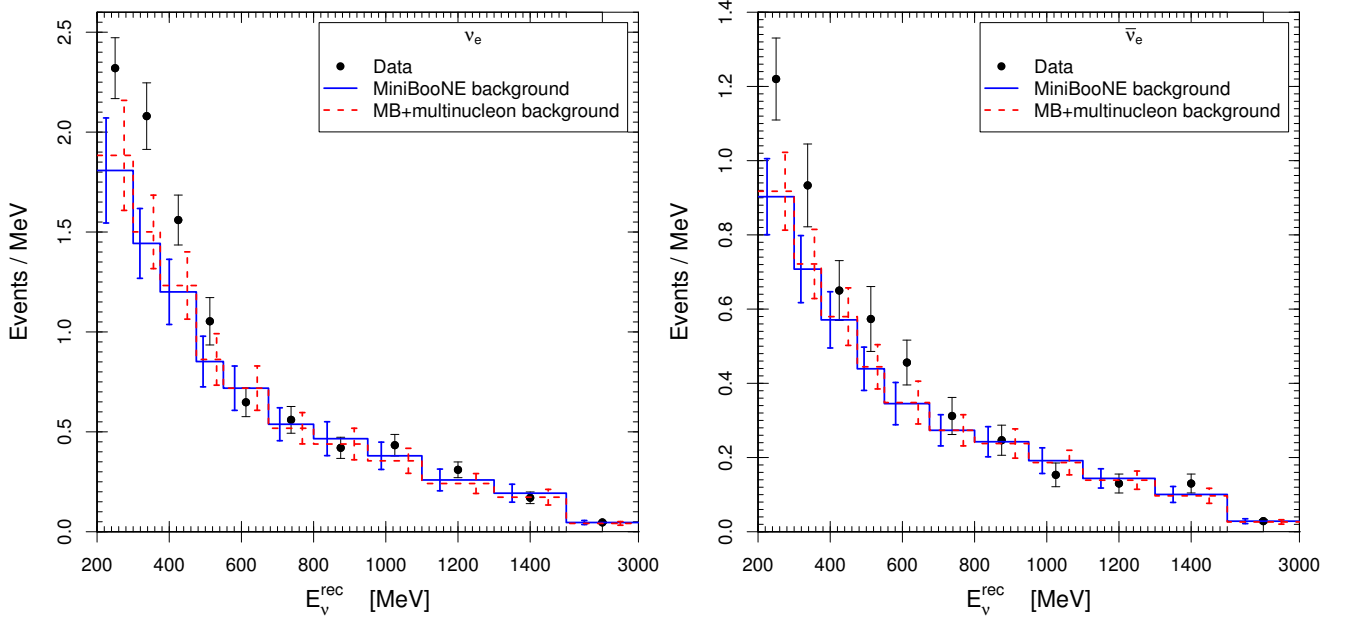


FIG. 3. Comparison between the background in the MiniBooNE data release (solid blue) and that obtained taking into account the multinucleon interactions (dashed red), with the respective systematic uncertainties. The left and right figures correspond, respectively, to the neutrino and antineutrino modes. The data are shown with statistical error bars.

$\sin^2 2\vartheta$ Δm^2			neutrino mode energy bins											antineutrino mode energy bins										
			1	2	3	4	5	6	7	8	9	10	11	1	2	3	4	5	6	7	8	9	10	11
MB	0	0	1.7	2.6	1.8	1.2	-0.5	0.2	-0.5	0.6	0.8	-0.4	0.04	2.1	1.6	0.7	1.3	1.3	0.6	0.07	-0.8	-0.4	0.9	0.03
	1.0	0.04	0.8	1.5	0.3	-0.3	-2.0	-1.1	-1.3	0.03	0.3	-0.7	-0.07	1.0	0.5	-0.5	0.3	0.4	-0.2	-0.5	-1.2	-0.7	0.7	-0.03
	0.01	0.4	1.0	1.6	0.5	-0.1	-1.9	-1.0	-1.3	0.05	0.3	-0.7	-0.07	1.3	0.7	-0.3	0.4	0.5	-0.2	-0.5	-1.2	-0.7	0.7	-0.03
	0.003	0.7	1.3	2.0	0.8	0.1	-1.7	-0.8	-1.2	0.1	0.4	-0.6	-0.06	1.7	1.0	-0.04	0.6	0.6	-0.05	-0.4	-1.2	-0.6	0.8	-0.03
	0.003	4.0	1.4	2.3	1.1	0.002	-1.9	-0.7	-1.2	-0.5	-0.8	-1.8	-0.9	1.9	1.2	0.2	0.4	0.4	0.1	-0.4	-1.7	-1.7	-0.2	-0.6
MB + m.	0	0	1.4	2.3	1.6	1.1	-0.5	0.4	-0.2	0.9	1.1	-0.06	0.5	2.0	1.5	0.6	1.2	1.3	0.6	0.2	-0.7	-0.3	1.0	0.3
	0.98	0.04	0.4	1.1	0.2	-0.3	-1.9	-0.8	-1.0	0.4	0.7	-0.3	0.3	0.8	0.4	-0.6	0.2	0.4	-0.2	-0.4	-1.1	-0.5	0.9	0.2
	0.01	0.4	0.6	1.3	0.3	-0.1	-1.8	-0.7	-1.0	0.4	0.7	-0.3	0.3	1.1	0.6	-0.4	0.3	0.5	-0.1	-0.4	-1.1	-0.5	0.9	0.2
	0.003	0.7	1.0	1.6	0.7	0.1	-1.6	-0.6	-0.9	0.5	0.7	-0.3	0.3	1.6	0.9	-0.1	0.5	0.6	-0.02	-0.3	-1.1	-0.5	0.9	0.3
	0.003	4.0	1.1	1.9	0.9	0.006	-1.8	-0.6	-1.1	-0.2	-0.3	-1.3	-0.4	1.7	1.1	0.1	0.4	0.4	0.07	-0.4	-1.7	-1.5	-0.002	-0.3

TABLE I. Table of pulls of the 11 MiniBooNE energy bins in neutrino mode (see Fig. 3-left) and those in antineutrino mode (see Fig. 3-right) obtained without (MB) and with (MB+m.) the multinucleon interactions, without neutrino oscillations ($\sin^2 2\vartheta = \Delta m^2 = 0$) and with oscillations for the best-fit values and for the selected values of the oscillation parameters $\sin^2 2\vartheta$ and Δm^2 considered in Section III (see Figs. 5 and Fig. 6).

into account the evaluation of the background, which is divided into $(\bar{\nu}_e)$ -induced events and misidentified $(\bar{\nu}_\mu)$ -induced events. Since the $(\bar{\nu}_e)$ -induced events are produced by the $(\bar{\nu}_e)$'s in the beam generated at the source by pion and kaon decays, their interaction is also affected by the multinucleon contribution. In order to take it into account, we use the same muon-to-electron neutrino and antineutrino Monte Carlo full transmutation events considered above taking into account that they are obtained with the $(\bar{\nu}_\mu)$ flux and the $(\bar{\nu}_e)$ detection cross section. In order to transform them into events which correspond to

a $(\bar{\nu}_e)$ flux and a $(\bar{\nu}_e)$ detection cross section we rescaled the weights of each event according to the ratio of $(\bar{\nu}_e)$ and $(\bar{\nu}_\mu)$ fluxes in the MiniBooNE beam [83]. We also normalized the weights of the events in each reconstructed energy bin in order to reproduce the number of background $(\bar{\nu}_e)$ -induced events predicted in the MiniBooNE publication [45]. Then, we applied the same method described above in order to add the effect of multinucleon interactions in the calculated background component of $(\bar{\nu}_e)$ -induced events. Finally, we calculate the number of background $(\bar{\nu}_e)$ -induced events taking into account the multinucleon

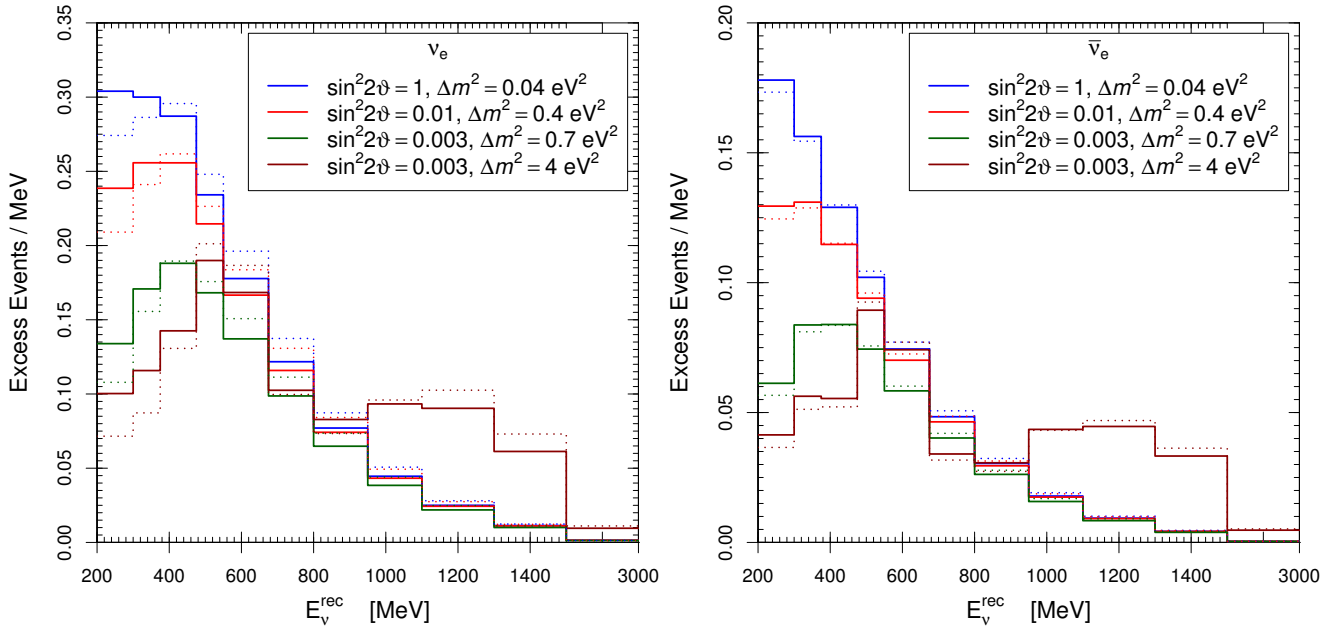


FIG. 4. Comparison of the theoretical excess over the background of ν_e and $\bar{\nu}_e$ events in MiniBooNE obtained with neutrino oscillations for some selected values of the oscillation parameters $\sin^2 2\theta$ and Δm^2 without (dotted lines) and with (solid lines) the multinucleon interactions.

	MiniBooNE	MB + multinucleon
No Osc. χ^2	56.0	54.7
NDF	38	38
GoF	3%	4%
Osc. χ^2_{\min}	37.3	36.6
NDF	36	36
GoF	41%	44%
$\sin^2 2\theta$	1.0	0.98
Δm^2	0.040	0.041

TABLE II. Results of fit of MiniBooNE data without and with the multinucleon interactions, without neutrino oscillations (No Osc.) and with neutrino oscillations (Osc.) in the simplest framework of two-neutrino mixing.

interactions by summing the weights of the events in each reconstructed energy bin.

Figure 3 shows the background histogram as a function of E_{ν}^{rec} that we have obtained taking into account multinucleon interactions in comparison with the original background considered by the MiniBooNE collaboration. One can see that in neutrino mode the inclusion of the multinucleon interactions leads to a significant increase of the background in the low-energy bins and a small decrease of the background in the high-energy bins. This effect helps to decrease the low-energy anomaly in neutrino mode, as can be seen from the pulls in Tab. I of the three energy bins below 475 MeV corresponding to the case of no oscillations ($\sin^2 2\theta = \Delta m^2 = 0$). In antineutrino mode the effect is smaller and there is little change of the pulls in Tab. I of the three energy bins below 475 MeV corresponding to the case of no oscillations.

The neutrino oscillation analysis of MiniBooNE is done by using the covariance matrix of systematic uncertainties given in the MiniBooNE data release [79]. This matrix connects the systematic uncertainties of $(\bar{\nu}_e^-)$ events in 11 energy bins to those of $(\bar{\nu}_\mu^-)$ events in 8 energy bins. The correlation is important because the $(\bar{\nu}_\mu^-)$ events, which are measured with high statistics, provide a normalization for the $(\bar{\nu}_e^-)$ event predictions [84, 85]. In principle one should add the multinucleon interactions also to the analysis of the $(\bar{\nu}_\mu^-)$ data. However, we could not do it because there is no publicly available sample of Monte Carlo $(\bar{\nu}_\mu^-)$ events corresponding to the final MiniBooNE results in neutrino [44] and antineutrino [45] mode. Moreover, the MiniBooNE Monte Carlo has been tuned in order to fit the high-statistics $(\bar{\nu}_\mu^-)$ events [84, 85] through the choices of an overall normalization factor 1.28, the value of the axial mass $m_A = 1.23$ GeV and a nuclear Pauli-blocking factor $\kappa = 1.022$. Therefore, our best approach is to neglect possible corrections to the analysis of $(\bar{\nu}_\mu^-)$ events due to multinucleon interactions.

The first three lines in Table II give the χ^2 , number of degrees of freedom and goodness-of-fit of the fit of MiniBooNE data without and with multinucleon interactions in the case of no oscillations. One can see that the goodness-of-fit is slightly better when multinucleon interactions are taken into account but it remains very low. In the next section we consider neutrino oscillations which give a better fit.

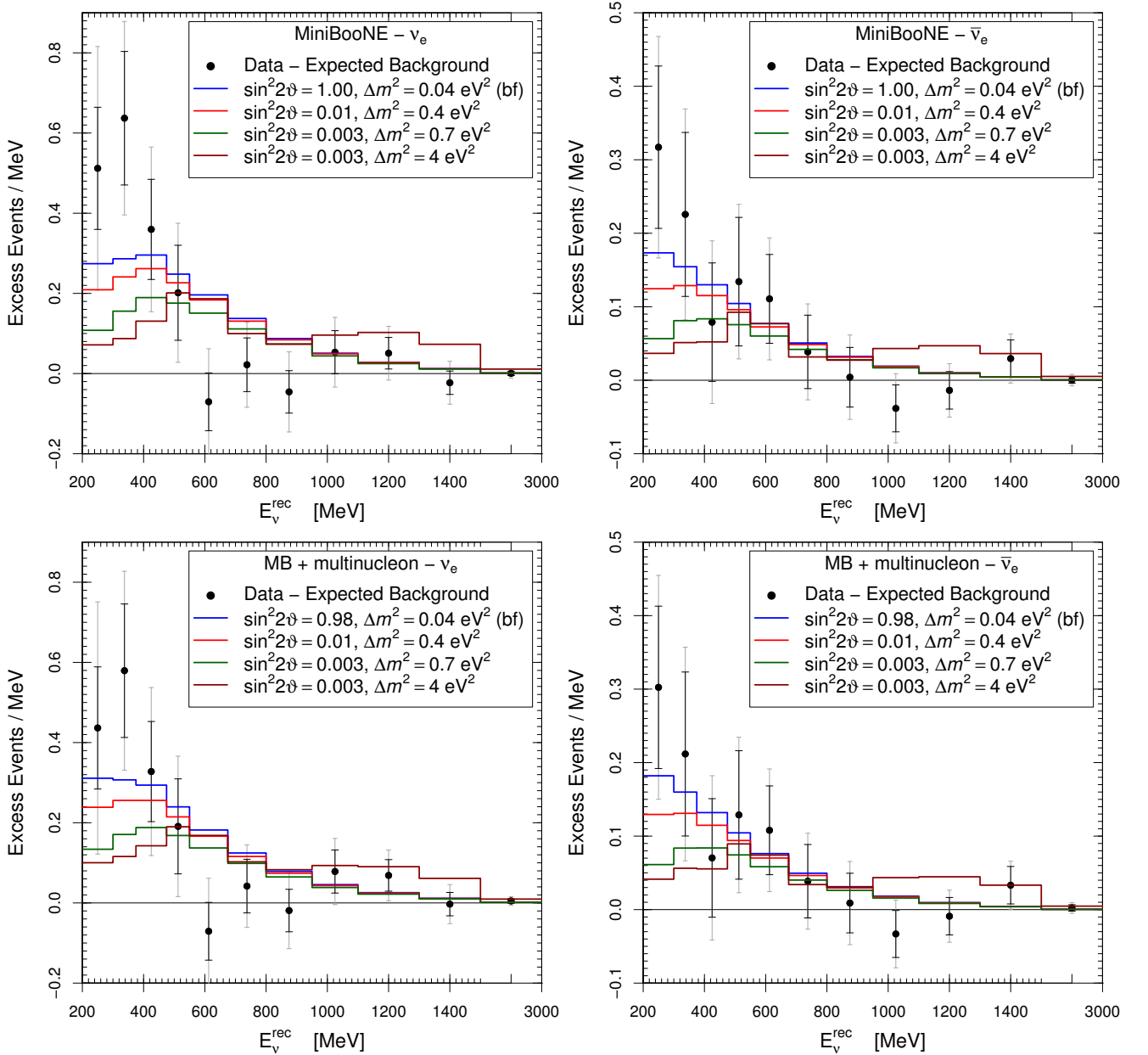


FIG. 5. MiniBooNE excess above the background with statistical (black) and statistical+systematic (gray) error bars in the 11 energy bins of the MiniBooNE data release in neutrino (left) and antineutrino (right) mode without (top) and with (bottom) the multinucleon interactions. The histograms show the predicted excess for the best-fit values and for some other selected values of the oscillation parameters $\sin^2 2\vartheta$ and Δm^2 indicated by the crosses with corresponding color in Fig. 6.

III. TWO-NEUTRINO MIXING

First, we fitted the MiniBooNE data without and with the multinucleon interactions in the simplest framework of two-neutrino mixing with the oscillation probability

$$P_{(-) \nu_\mu \rightarrow \nu_e} = \sin^2 2\vartheta \sin^2 \left(\frac{\Delta m^2 L}{4E_\nu} \right), \quad (2)$$

where Δm^2 is the squared mass difference, ϑ is the mixing angle, $L \simeq 500$ m is the MiniBooNE source-detector

distance and E_ν is the neutrino energy. The results of the fit of MiniBooNE data without and with the multinucleon interactions are presented in Tab. II. One can see that the multinucleon interactions lead to a decrease of the χ^2 , as expected from the better fit of the low-energy excess. However, the improvement of the fit is rather small and the best-fit values of $\sin^2 2\vartheta$ and Δm^2 obtained from the fits of MiniBooNE data without and with the multinucleon interactions are similar. In any case, there is a significant improvement of the fit with oscillations with respect to that without oscillations.

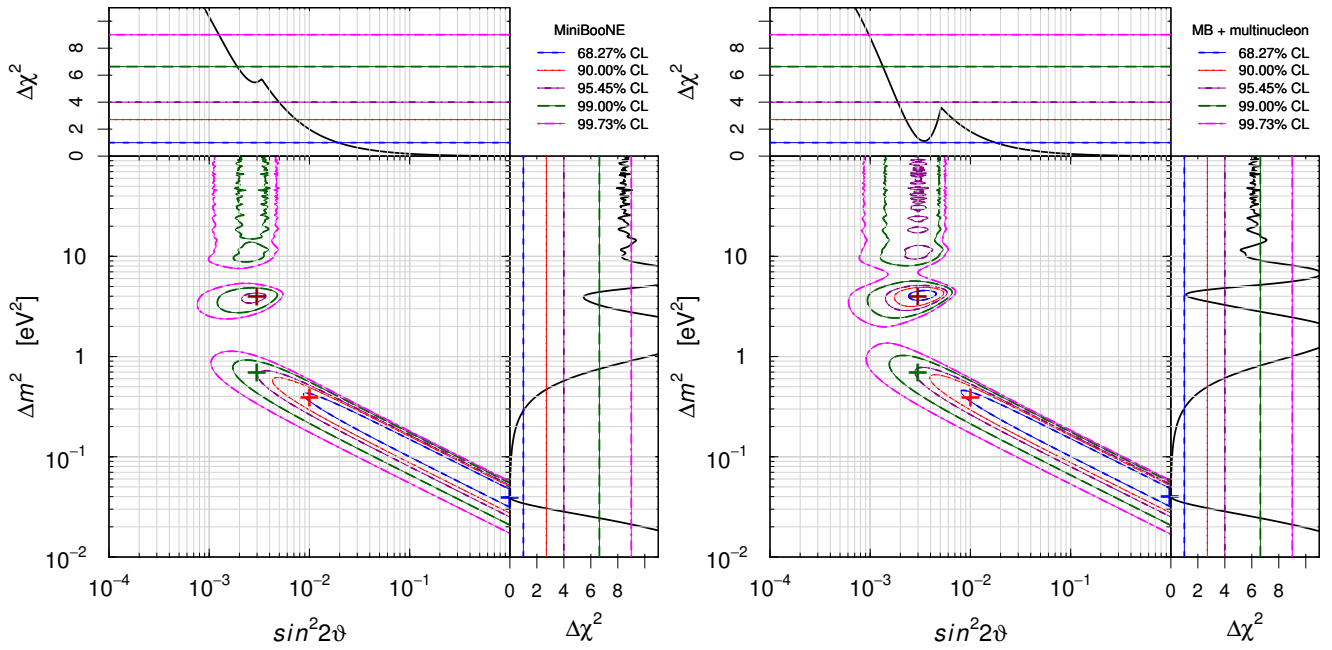


FIG. 6. Allowed regions in the $\sin^2 2\theta$ – Δm^2 plane obtained in a two-neutrino mixing fit of MiniBooNE data without and with the multinucleon interactions. The best-fit point is indicated by a blue cross. The other crosses indicate the values of $\sin^2 2\theta$ and Δm^2 considered in Fig. 5.

Figure 4 shows a direct comparison of the theoretical excess over the background of ν_e and $\bar{\nu}_e$ events in MiniBooNE obtained with neutrino oscillations for some selected values of the oscillation parameters $\sin^2 2\theta$ and Δm^2 without and with the multinucleon interactions. One can see that in all the cases that we have considered the inclusion of multinucleon interactions has the effect of increasing the excess in the low-energy bins, with small decreases in the high-energy bins. Hence, we expect that the inclusion of the multinucleon interactions leads to a better fit of the anomalous low-energy excess.

Figure 5 shows the excess above the background of the MiniBooNE data in the 11 energy bins of the MiniBooNE data release in neutrino and antineutrino mode without and with the multinucleon interactions. One can see that the low-energy excess slightly decreases when one takes into account the multinucleon interactions, with a small increase of the excess in the intermediate and high-energy bins. This effect is due to the shift shown in Fig. 3 of background events towards lower energies due to the multinucleon interactions. As already discussed for Fig. 3, the change of the excess due to the multinucleon interactions is larger in neutrino mode than in antineutrino mode.

The histograms in Fig. 5 show the predicted excess for the best-fit values and for some other selected values of the oscillation parameters $\sin^2 2\theta$ and Δm^2 which lie inside the allowed regions in the $\sin^2 2\theta$ – Δm^2 plane shown in Fig. 6. One can see that for values of the oscillation parameters inside the 1σ banana-shaped allowed region that goes from $(\sin^2 2\theta \simeq 1, \Delta m^2 \simeq 0.04)$

to $(\sin^2 2\theta \simeq 0.01, \Delta m^2 \simeq 0.4)$ there is a marginal fit of the low-energy excess in neutrino mode and this fit is improved when the multinucleon interactions are taken into account⁵. In antineutrino mode there is little change and the fit of the low-energy excess is marginally acceptable in any case.

However, values of $\sin^2 2\theta$ larger than about 0.003 are excluded by the measurements of several short-baseline $\bar{\nu}_e$ and $\bar{\nu}_\mu$ disappearance experiments⁶ which did not observe the large $\bar{\nu}_e$ and $\bar{\nu}_\mu$ disappearance which must be associated with the large $\bar{\nu}_\mu \rightarrow \bar{\nu}_e$ transitions given by $\sin^2 2\theta \gtrsim 0.003$ (see Refs. [2, 13–18]). In fact, in the simple two-neutrino framework considered so far we have $P_{\bar{\nu}_e \rightarrow \bar{\nu}_e}^{(-)} = P_{\bar{\nu}_\mu \rightarrow \bar{\nu}_\mu}^{(-)} = 1 - P_{\bar{\nu}_e \rightarrow \bar{\nu}_\mu}^{(-)}$. A similar constraint

⁵ The energy distribution of electron-neutrino events in the target depends on the combined variation of the incident muon flux, the oscillation probability and the electron neutrino cross section in the target. All these quantities are rapidly varying with energy. For instance for $\Delta m^2 \simeq 0.4$ the transition probability is maximal for $E_\nu \simeq 200$ MeV, where $\Delta m^2 L/2E_\nu \simeq \pi/2$, while the maximum of the energy distribution of the electron events for the same value of Δm^2 occurs at $E_\nu \simeq 400$ MeV. On the other hand, for $\Delta m^2 \simeq 0.04$ the transition probability is maximal for $E_\nu \simeq 20$ MeV, while the peak of the histogram corresponding to $(\sin^2 2\theta \simeq 1, \Delta m^2 \simeq 0.04)$ is also at $E_\nu^{\text{rec}} \simeq 400$ MeV in neutrino mode without multinucleon interactions. In this case the excess of electron-neutrino events is also large because in Eq. (2) the smallness of $\Delta m^2 L/2E_\nu$ is compensated by the large value of $\sin^2 2\theta$.

⁶ See the red exclusion curve in Fig. 7, which has been obtained in the framework of 3+1 neutrino mixing.

holds in any $3+N_s$ neutrino mixing scheme with three active and N_s sterile neutrinos [86].

The histograms in Fig. 5 corresponding to $(\sin^2 2\vartheta = 0.003, \Delta m^2 = 0.7)$ and $(\sin^2 2\vartheta = 0.003, \Delta m^2 = 4)$ show that when the disappearance constraint is taken into account the fit of the MiniBooNE low-energy anomaly is rather bad. There is a small improvement induced by the consideration of the multinucleon interactions, but it is not sufficient to produce an acceptable fit, because the small value of $\sin^2 2\vartheta = 0.003$ gives a probability $P_{\nu_\mu \rightarrow \nu_e}^{(-)(-)}$

which is too small and the relatively large values of Δm^2 lead to a maximum of the event rate which is in the third or a higher energy bin, whereas the maximum of the low-energy excess is in the first two energy bins.

Let us now discuss the implications of our calculations for the allowed regions in the $\sin^2 2\vartheta$ - Δm^2 plane shown in Fig. 6, where we compare the results of the fits of MiniBooNE data without and with the multinucleon interactions. One can see that the multinucleon interactions induce a significant shift of the allowed regions towards smaller values of $\sin^2 2\vartheta$ and larger values of Δm^2 . In particular, the marginal 2σ lower bound for $\sin^2 2\vartheta$ changes from 0.0050 to 0.0019.

This result indicates that the inclusion of the multinucleon interactions in the analysis of MiniBooNE data may alleviate the appearance-disappearance tension found in the global analyses of the data of short-baseline neutrino oscillation experiments [16, 18, 86–94]. In fact, most of this tension is due to the MiniBooNE low-energy excess, whose fit requires a small value of Δm^2 and a large value of $\sin^2 2\vartheta$ [89, 90]. Decreasing the MiniBooNE low-energy excess by taking into account the multinucleon interactions may lead to a significant improvement of the appearance-disappearance tension.

IV. GLOBAL FIT OF SHORT-BASELINE NEUTRINO OSCILLATION DATA

In order to explore if the inclusion of the multinucleon interactions in the analysis of MiniBooNE data decreases the appearance-disappearance tension in the global analyses of the data of short-baseline neutrino oscillation experiments [16, 18, 86–94], we consider the simplest 3+1 extension of standard three-neutrino mixing in which there is an additional massive neutrino ν_4 with mass $m_4 \sim 1$ eV. In this framework the effective probability of $\nu_\alpha \rightarrow \nu_\beta$ transitions in short-baseline experiments has the two-neutrino-like form [96]

$$P_{\nu_\alpha \rightarrow \nu_\beta}^{(-)(-)} = \delta_{\alpha\beta} - 4|U_{\alpha 4}|^2 (\delta_{\alpha\beta} - |U_{\beta 4}|^2) \sin^2 \left(\frac{\Delta m_{41}^2 L}{4E_\nu} \right), \quad (3)$$

where U is the mixing matrix and $\Delta m_{41}^2 = m_4^2 - m_1^2 = \Delta m_{\text{SBL}}^2 \sim 1 \text{ eV}^2$. The electron and muon neutrino and antineutrino appearance and disappearance in short-baseline experiments depend on $|U_{e4}|^2$ and $|U_{\mu 4}|^2$,

	MiniBooNE	MB + multinucleon
$(\chi_{\min}^2)_{\text{GLO}}$	306.0	303.5
NDF_{GLO}	268	268
GoF_{GLO}	5%	7%
$\Delta m_{41}^2 [\text{eV}^2]$	1.6	1.6
$ U_{e4} ^2$	0.03	0.030
$ U_{\mu 4} ^2$	0.012	0.013
$(\chi_{\min}^2)_{\text{APP}}$	98.9	96.8
$(\chi_{\min}^2)_{\text{DIS}}$	194.4	194.4
$\Delta \chi_{\text{PG}}^2$	13.0	12.5
NDF_{PG}	2	2
GoF_{PG}	0.1%	0.2%

TABLE III. Results of the 3+1 global fit of short-baseline neutrino oscillation data taking into account the MiniBooNE data without and with the multinucleon interactions. The results without multinucleon interactions in the “MiniBooNE” column are taken from Ref. [18]. The first three lines give the minimum χ^2 ($(\chi_{\min}^2)_{\text{GLO}}$), the number of degrees of freedom (NDF_{GLO}) and the goodness-of-fit (GoF_{GLO}) of the global fit (GLO). The following three lines give the best-fit values of Δm_{41}^2 , $|U_{e4}|^2$ and $|U_{\mu 4}|^2$. The last five lines give the quantities relevant for the appearance-disappearance (APP-DIS) parameter goodness-of-fit (PG) [95].

which determine the amplitude $\sin^2 2\vartheta_{e\mu} = 4|U_{e4}|^2|U_{\mu 4}|^2$ of $\nu_\mu \rightarrow \nu_e$ transitions, the amplitude $\sin^2 2\vartheta_{ee} = 4|U_{e4}|^2(1 - |U_{e4}|^2)$ of ν_e disappearance, and the amplitude $\sin^2 2\vartheta_{\mu\mu} = 4|U_{\mu 4}|^2(1 - |U_{\mu 4}|^2)$ of ν_μ disappearance.

Table III shows the comparison of the results of the 3+1 global fit of short-baseline neutrino oscillation data presented in Ref. [18] with that which includes the multinucleon interactions in the analysis of MiniBooNE data. The comparison of the corresponding allowed regions in the $\sin^2 2\vartheta_{e\mu}$ - Δm_{41}^2 plane is shown in Fig. 7. One can see that unfortunately the improvement of the fit induced by the consideration of the multinucleon interactions is small. In particular, the improvement of the appearance-disappearance parameter goodness-of-fit, which quantifies the appearance-disappearance tension, is very small. This is also clear from Fig. 7, where one can see that the tension between the region allowed by appearance data (inside the blue curve) and the exclusion curve obtained from disappearance data (red curve) is very similar in the two analyses without and with the multinucleon interactions.

V. CONCLUSIONS

In this paper we have shown that taking into account the multinucleon interactions in the analysis of MiniBooNE data allows a slightly better fit of the MiniBooNE low-energy excess and induces a shift of the allowed region in the $\sin^2 2\vartheta$ - Δm^2 plane towards smaller values of $\sin^2 2\vartheta$ and larger values of Δm^2 in the framework

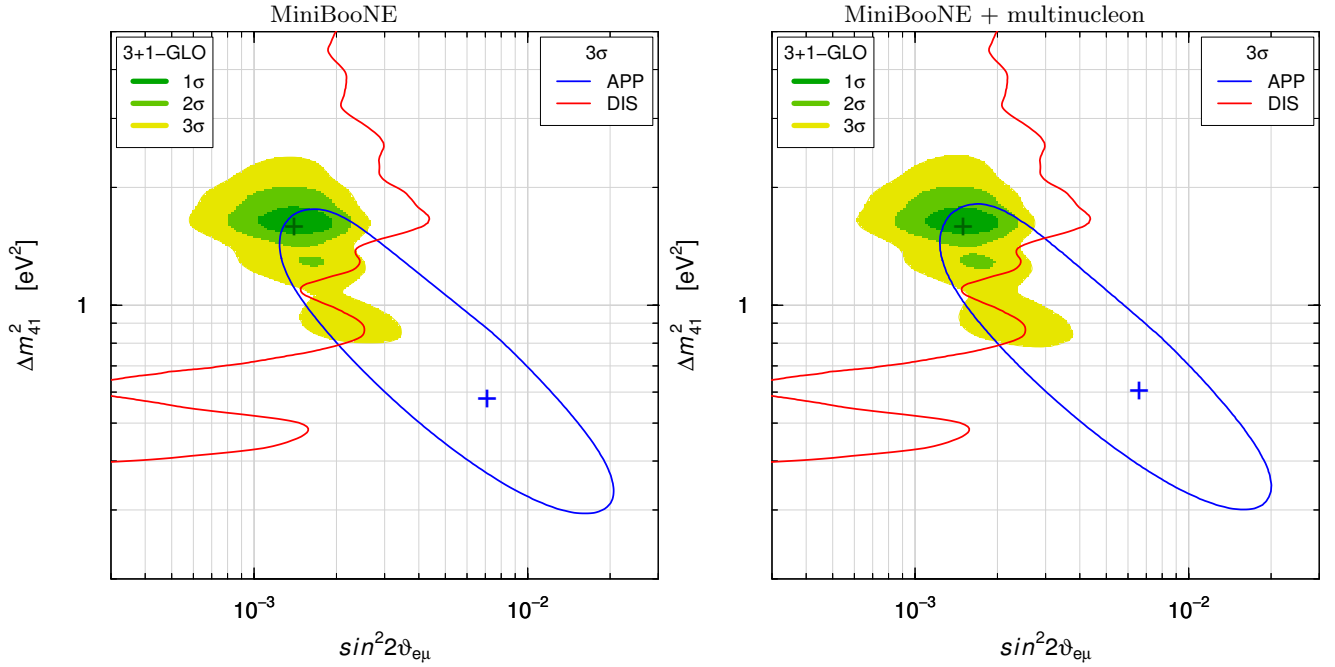


FIG. 7. Allowed regions in the $\sin^2 2\theta_{e\mu}$ - Δm_{41}^2 plane obtained in the 3+1 global fit of short-baseline neutrino oscillation data taking into account the MiniBooNE data without (left) and with (right) the multinucleon interactions. The figure on the left, obtained without multinucleon interactions in the analysis of MiniBooNE data, is an enlarged version of Fig. 4-left in Ref. [18]. In both figures the region inside the blue curve is allowed at 3σ by $\nu_{\mu} \rightarrow \nu_e$ appearance data, with the best-fit indicated by the blue cross, the region on the right of the red curve is excluded at 3σ by ν_e and ν_{μ} disappearance data, and the green-yellow shadowed regions are allowed at 1, 2, 3σ by the global fit of all short-baseline neutrino oscillation data (i.e. all the appearance and disappearance data; see Ref. [18]).

of two-neutrino oscillations. Presently, this effect is not enough in order to solve the problem of the appearance-disappearance tension in the global fit of short-baseline neutrino oscillation data.

We conclude that further investigations are needed for solving the puzzle of the MiniBooNE low-energy anomaly. Most notably, the MicroBooNE experiment at Fermilab [97] will check if the MiniBooNE low-energy anomaly is due to photons produced by neutral-current ν_{μ} interactions (for example π^0 production with the detection of only one of the two decay photons). ν_e -induced events cannot be distinguished from photon-induced events in the MiniBooNE mineral-oil Cherenkov detector, but they can be distinguished in the MicroBooNE Liquid Argon Time Projection Chamber. Eventually, the SBN experiment at Fermilab [98] will check in a conclusive way the LSND anomaly and the neutrino oscillation explanation of the MiniBooNE data.

ACKNOWLEDGMENTS

We would like to thank Teppei Katori for information on the MiniBooNE experiment and M.B. Barbaro for useful discussions. M.V.G. would like to thank the Department of Physics of the University of Torino and the INFN Torino Section for hospitality and partial support. The work of M.V.G. was supported by Deutsche Forschungsgemeinschaft in Sonderforschungsbereich 676. The work of C.G. was partially supported by the research grant *Theoretical Astroparticle Physics* number 2012CPPYP7 under the program PRIN 2012 funded by the Ministero dell'Istruzione, Università e della Ricerca (MIUR). M.M. acknowledges the support and the framework of the “Espace de Structure et de réactions Nucléaire Théorique” (ESNT, <http://esnt.cea.fr>) at CEA.

-
- [1] C. Giunti and C. W. Kim, *Fundamentals of Neutrino Physics and Astrophysics* (Oxford University Press, Oxford, UK, 2007) pp. 1–728.
 - [2] M. C. Gonzalez-Garcia and M. Maltoni, Phys. Rept. **460**, 1 (2008), arXiv:0704.1800 [hep-ph].

- [3] G. Bellini, L. Ludhova, G. Ranucci, and F. Vilante, Adv.High Energy Phys. **2014**, 191960 (2014), arXiv:1310.7858 [hep-ph].
- [4] G. Mention *et al.*, Phys. Rev. **D83**, 073006 (2011), arXiv:1101.2755 [hep-ex].

- [5] T. A. Mueller *et al.*, Phys. Rev. **C83**, 054615 (2011), arXiv:1101.2663 [hep-ex].
- [6] P. Huber, Phys. Rev. **C84**, 024617 (2011), arXiv:1106.0687 [hep-ph].
- [7] J. N. Abdurashitov *et al.* (SAGE), Phys. Rev. **C73**, 045805 (2006), nucl-ex/0512041.
- [8] M. Laveder, Nucl. Phys. Proc. Suppl. **168**, 344 (2007).
- [9] C. Giunti and M. Laveder, Mod. Phys. Lett. **A22**, 2499 (2007), hep-ph/0610352.
- [10] C. Giunti and M. Laveder, Phys. Rev. **C83**, 065504 (2011), arXiv:1006.3244 [hep-ph].
- [11] C. Giunti, M. Laveder, Y. Li, Q. Liu, and H. Long, Phys. Rev. **D86**, 113014 (2012), arXiv:1210.5715 [hep-ph].
- [12] A. Aguilar *et al.* (LSND), Phys. Rev. **D64**, 112007 (2001), hep-ex/0104049.
- [13] S. M. Bilenky, C. Giunti, and W. Grimus, Prog. Part. Nucl. Phys. **43**, 1 (1999), hep-ph/9812360.
- [14] A. Strumia and F. Vissani, hep-ph/0606054 [hep-ph].
- [15] K. N. Abazajian *et al.*, arXiv:1204.5379 [hep-ph].
- [16] J. Conrad, C. Ignarra, G. Karagiorgi, M. Shaevitz, and J. Spitz, Adv.High Energy Phys. **2013**, 163897 (2013), arXiv:1207.4765 [hep-ex].
- [17] A. Palazzo, Mod.Phys.Lett. **A28**, 1330004 (2013), arXiv:1302.1102 [hep-ph].
- [18] S. Gariazzo, C. Giunti, M. Laveder, Y. Li, and E. Zavanin, J. Phys. **G43**, 033001 (2016), arXiv:1507.08204 [hep-ph].
- [19] F. Kaether, W. Hampel, G. Heusser, J. Kiko, and T. Kirsten, Phys. Lett. **B685**, 47 (2010), arXiv:1001.2731 [hep-ex].
- [20] J. N. Abdurashitov *et al.* (SAGE), Phys. Rev. **C80**, 015807 (2009), arXiv:0901.2200 [nucl-ex].
- [21] C. Athanassopoulos *et al.* (LSND), Phys. Rev. Lett. **75**, 2650 (1995), nucl-ex/9504002.
- [22] S. Schael *et al.* (ALEPH, DELPHI, L3, OPAL, SLD, LEP Electroweak Working Group, SLD Electroweak Group, SLD Heavy Flavour Group), Phys. Rept. **427**, 257 (2006), hep-ex/0509008.
- [23] B. Pontecorvo, Sov. Phys. JETP **26**, 984 (1968).
- [24] P. C. de Holanda and A. Y. Smirnov, Phys. Rev. **D69**, 113002 (2004), hep-ph/0307266.
- [25] P. C. de Holanda and A. Y. Smirnov, Phys. Rev. **D83**, 113011 (2011), arXiv:1012.5627 [hep-ph].
- [26] C. Das, J. Pulido, and M. Picariello, Phys. Rev. **D79**, 073010 (2009), arXiv:0902.1310 [hep-ph].
- [27] S. K. Kang, Y.-D. Kim, Y.-J. Ko, and K. Siyeon, Adv.High Energy Phys. **2013**, 138109 (2013), arXiv:1408.3211 [hep-ph].
- [28] P. Bakhti and Y. Farzan, JHEP **1310**, 200 (2013), arXiv:1308.2823 [hep-ph].
- [29] A. Palazzo, JHEP **1310**, 172 (2013), arXiv:1308.5880 [hep-ph].
- [30] I. Girardi and D. Meloni, Phys.Rev. **D90**, 073011 (2014), arXiv:1403.5507 [hep-ph].
- [31] I. Girardi, D. Meloni, T. Ohlsson, H. Zhang, and S. Zhou, JHEP **08**, 057 (2014), arXiv:1405.6540 [hep-ph].
- [32] A. D. Iura, I. Girardi, and D. Meloni, J.Phys. **G42**, 065003 (2015), arXiv:1411.5330 [hep-ph].
- [33] F. P. An *et al.* (DAYA-BAY), Phys.Rev.Lett. **113**, 141802 (2014), arXiv:1407.7259 [hep-ex].
- [34] T. Asaka, S. Blanchet, and M. Shaposhnikov, Phys. Lett. **B631**, 151 (2005), hep-ph/0503065.
- [35] M. Drewes, International Journal of Modern Physics E, Vol. **22**, 1330019 (2013), arXiv:1303.6912 [hep-ph].
- [36] A. Boyarsky, D. Iakubovskiy, and O. Ruchayskiy, Phys.Dark Univ. **1**, 136 (2012), arXiv:1306.4954 [astro-ph].
- [37] A. Kusenko, S. Pascoli, and D. Semikoz, JHEP **0511**, 028 (2005), hep-ph/0405198.
- [38] G. Gelmini, E. Osoba, S. Palomares-Ruiz, and S. Pascoli, JCAP **0810**, 029 (2008), arXiv:0803.2735 [astro-ph].
- [39] M. Masip, P. Masjuan, and D. Meloni, JHEP **01**, 106 (2013), arXiv:1210.1519 [hep-ph].
- [40] H. Ishida, M. Kusakabe, and H. Okada, Phys.Rev. **D90**, 083519 (2014), arXiv:1403.5995 [astro-ph].
- [41] S. Antusch and O. Fischer, JHEP **1505**, 053 (2015), arXiv:1502.05915 [hep-ph].
- [42] F. F. Deppisch, P. S. B. Dev, and A. Pilaftsis, New J. Phys. **17**, 075019 (2015), arXiv:1502.06541 [hep-ph].
- [43] S. Antusch and O. Fischer, JHEP **1410**, 94 (2014), arXiv:1407.6607 [hep-ph].
- [44] A. A. Aguilar-Arevalo *et al.* (MiniBooNE), Phys. Rev. Lett. **102**, 101802 (2009), arXiv:0812.2243 [hep-ex].
- [45] A. Aguilar-Arevalo *et al.* (MiniBooNE), Phys.Rev.Lett. **110**, 161801 (2013), arXiv:1303.2588 [hep-ex].
- [46] C. Giunti, arXiv:1512.04758 [hep-ph].
- [47] M. Martini, M. Ericson, and G. Chanfray, Phys. Rev. **D85**, 093012 (2012), arXiv:1202.4745 [hep-ph].
- [48] M. Martini, M. Ericson, and G. Chanfray, Phys. Rev. **D87**, 013009 (2013), arXiv:1211.1523 [hep-ph].
- [49] M. Martini, M. Ericson, G. Chanfray, and J. Marteau, Phys. Rev. **C80**, 065501 (2009), arXiv:0910.2622 [nucl-th].
- [50] M. Martini, M. Ericson, G. Chanfray, and J. Marteau, Phys. Rev. **C81**, 045502 (2010), arXiv:1002.4538 [hep-ph].
- [51] A. A. Aguilar-Arevalo *et al.* (MiniBooNE), Phys. Rev. **D81**, 092005 (2010), arXiv:1002.2680 [hep-ex].
- [52] J. Marteau, J. Delorme, and M. Ericson, *Neutrino factories based on muon storage rings. Proceedings, ICFA/ECFA Workshop, nuFACT'99, Lyon, France, July 5-9, 1999*, Nucl. Instrum. Meth. **A451**, 76 (2000).
- [53] J. Amaro, M. Barbaro, J. Caballero, T. Donnelly, and C. Williamson, Phys. Lett. **B696**, 151 (2011), arXiv:1010.1708 [nucl-th].
- [54] J. Nieves, I. R. Simo, and M. J. V. Vacas, Phys. Rev. **C83**, 045501 (2011), arXiv:1102.2777 [hep-ph].
- [55] A. Bodek and H. Budd, Eur. Phys. J. **C71**, 1726 (2011), arXiv:1106.0340 [hep-ph].
- [56] M. Martini, M. Ericson, and G. Chanfray, Phys. Rev. **C84**, 055502 (2011), arXiv:1110.0221 [nucl-th].
- [57] J. Nieves, I. R. Simo, and M. V. Vacas, Phys. Lett. **B707**, 72 (2012), arXiv:1106.5374 [hep-ph].
- [58] J. Amaro, M. Barbaro, J. Caballero, and T. Donnelly, Phys. Rev. Lett. **108**, 152501 (2012), arXiv:1112.2123 [nucl-th].
- [59] O. Lalakulich, K. Gallmeister, and U. Mosel, Phys. Rev. **C86**, 014614 (2012), arXiv:1203.2935 [nucl-th].
- [60] J. Nieves, I. R. Simo, and M. V. Vacas, Phys.Lett. **B721**, 90 (2013), arXiv:1302.0703 [hep-ph].
- [61] M. Martini and M. Ericson, Phys.Rev. **C87**, 065501 (2013), arXiv:1303.7199 [nucl-th].
- [62] M. Martini and M. Ericson, Phys.Rev. **C90**, 025501 (2014), arXiv:1404.1490 [nucl-th].
- [63] G. Megias, T. Donnelly, O. Moreno, C. Williamson, J. Caballero, *et al.*, Phys.Rev. **D91**, 073004 (2015), arXiv:1412.1822 [nucl-th].
- [64] M. Ericson and M. Martini, Phys.Rev. **C91**, 035501

- (2015), arXiv:1501.02442 [nucl-th].
- [65] J. Nieves, F. Sanchez, I. R. Simo, and M. J. V. Vacas, Phys. Rev. **D85**, 113008 (2012), arXiv:1204.5404 [hep-ph].
 - [66] O. Lalakulich and U. Mosel, Phys. Rev. **C86**, 054606 (2012), arXiv:1208.3678 [nucl-th].
 - [67] T. Leitner and U. Mosel, Phys. Rev. **C81**, 064614 (2010), arXiv:1004.4433 [nucl-th].
 - [68] U. Mosel, O. Lalakulich, and K. Gallmeister, Phys.Rev.Lett. **112**, 151802 (2014), arXiv:1311.7288 [nucl-th].
 - [69] A. M. Ankowski, O. Benhar, and M. Sakuda, Phys.Rev. **D91**, 033005 (2015), arXiv:1404.5687 [nucl-th].
 - [70] A. M. Ankowski *et al.*, Phys. Rev. **D92**, 073014 (2015), arXiv:1507.08560 [hep-ph].
 - [71] A. A. Aguilar-Arevalo *et al.* (MiniBooNE), Phys. Rev. D **88**, **032001**, 032001 (2013), arXiv:1301.7067 [hep-ex].
 - [72] A. A. Aguilar-Arevalo *et al.* (MiniBooNE), Phys.Rev. **D83**, 052007 (2011), arXiv:1011.3572 [hep-ex].
 - [73] K. Abe (T2K), Phys.Rev. **D87**, 092003 (2013), arXiv:1302.4908 [hep-ex].
 - [74] K. Abe *et al.* (T2K), Phys.Rev.Lett. **113**, 241803 (2014), arXiv:1407.7389 [hep-ex].
 - [75] M. Martini, N. Jachowicz, M. Ericson, V. Pandey, T. Van Cuyck, and N. Van Dessel, arXiv:1602.00230 [nucl-th].
 - [76] W. M. Alberico, M. Ericson, and A. Molinari, Nucl. Phys. **A379**, 429 (1982).
 - [77] W. M. Alberico, M. Ericson, and A. Molinari, Annals Phys. **154**, 356 (1984).
 - [78] E. Oset and L. L. Salcedo, Nucl. Phys. **A468**, 631 (1987).
 - [79] A. A. Aguilar-Arevalo *et al.* (MiniBooNE), (2012), http://www-boone.fnal.gov/for_physicists/data_release/nue_nuebar_2012/.
 - [80] O. Lalakulich and U. Mosel, Phys.Rev. **C87**, 014602 (2013), arXiv:1210.4717 [nucl-th].
 - [81] E. Hernandez, J. Nieves, and M. J. V. Vacas, Phys. Rev. D **87**, **113009**, 113009 (2013), arXiv:1304.1320 [hep-ph].
 - [82] R. B. Patterson, (2007), FERMILAB-THESIS-2007-19.
 - [83] A. A. Aguilar-Arevalo *et al.* (MiniBooNE), Phys. Rev. **D79**, 072002 (2009), arXiv:0806.1449 [hep-ex].
 - [84] A. A. Aguilar-Arevalo, (2008), FERMILAB-THESIS-2008-01.
 - [85] G. S. Karagiorgi, (2010), FERMILAB-THESIS-2010-39.
 - [86] C. Giunti and E. M. Zavanin, Mod. Phys. Lett. **A31**, 1650003 (2016), arXiv:1508.03172 [hep-ph].
 - [87] J. Kopp, M. Maltoni, and T. Schwetz, Phys. Rev. Lett. **107**, 091801 (2011), arXiv:1103.4570 [hep-ph].
 - [88] C. Giunti and M. Laveder, Phys.Rev. **D84**, 073008 (2011), arXiv:1107.1452 [hep-ph].
 - [89] C. Giunti and M. Laveder, Phys.Rev. **D84**, 093006 (2011), arXiv:1109.4033 [hep-ph].
 - [90] C. Giunti and M. Laveder, Phys. Lett. **B706**, 200 (2011), arXiv:1111.1069 [hep-ph].
 - [91] M. Archidiacono, N. Fornengo, C. Giunti, and A. Melchiorri, Phys. Rev. **D86**, 065028 (2012), arXiv:1207.6515 [astro-ph].
 - [92] M. Archidiacono, N. Fornengo, C. Giunti, S. Hannestad, and A. Melchiorri, Phys.Rev. **D87**, 125034 (2013), arXiv:1302.6720 [astro-ph].
 - [93] J. Kopp, P. A. N. Machado, M. Maltoni, and T. Schwetz, JHEP **1305**, 050 (2013), arXiv:1303.3011 [hep-ph].
 - [94] C. Giunti, M. Laveder, Y. Li, and H. Long, Phys.Rev. **D88**, 073008 (2013), arXiv:1308.5288 [hep-ph].
 - [95] M. Maltoni and T. Schwetz, Phys. Rev. **D68**, 033020 (2003), hep-ph/0304176.
 - [96] S. M. Bilenky, C. Giunti, and W. Grimus, Eur. Phys. J. **C1**, 247 (1998), hep-ph/9607372.
 - [97] A. M. Szelc (ArgoNeuT, MicroBooNE), *Proceedings, 26th International Conference on Neutrino Physics and Astrophysics (Neutrino 2014)*, AIP Conf. Proc. **1666**, 180001 (2015).
 - [98] R. Acciarri *et al.* (MicroBooNE, LAr1-ND, ICARUS-WA104), arXiv:1503.01520 [physics].