

Spectrum Estimation from Samples

Weihaio Kong

Gregory Valiant

December 3, 2024

Abstract

We consider the problem of approximating the set of eigenvalues of the covariance matrix of a multivariate distribution (equivalently, the problem of approximating the “population spectrum”), given access to samples drawn from the distribution. The eigenvalues of the covariance of a distribution contain basic information about the distribution, including the presence or lack of structure in the distribution, the effective dimensionality of the distribution, and the applicability of higher-level machine learning and multivariate statistical tools. We consider this fundamental recovery problem in the regime where the number of samples is comparable, or even sublinear in the dimensionality of the distribution in question. First, we propose a theoretically optimal and computationally efficient algorithm for recovering the moments of the eigenvalues—the *Schatten* p -norms of the population covariance matrix. We then leverage this accurate moment recovery, via an earthmover argument, to show that the vector of eigenvalues can be accurately recovered. In addition to our theoretical results, we show that our approach performs well in practice for a broad range of distributions and sample sizes.

1 Introduction

One of the most insightful properties of a multivariate distribution (or dataset) is the vector of eigenvalues of the covariance of the distribution or dataset. This vector of eigenvalues—the “spectrum”—contains important information about the structure and geometry of the distribution. Indeed, the first step in understanding many high-dimensional distributions is to compute the eigenvalues of the covariance of the data, often with the aim of understanding whether there exist lower dimensional subspaces that accurately capture the majority of the structure of the high-dimensional distribution (for example, as a first step in performing Principal Component Analysis).

Given independent samples drawn from a multivariate distribution over \mathbb{R}^d , when can this vector of eigenvalues of the (distribution/“population”) covariance be accurately computed? In the regime in which the number of samples, n , is significantly larger than the dimension d , the empirical covariance matrix of the samples will be an accurate approximation of the true distribution covariance (assuming some modest moment bounds), and hence the empirical spectrum will accurately reflect the true population spectrum. In the linear or sublinear regime in which n is comparable to, or significantly smaller than d , the empirical covariance will be significantly different from the population covariance of the distribution. Both the eigenvalues, and corresponding eigenvectors (principal components) of this empirical covariance matrix may be misleading. (See Figure 1 for an illustration of this fact.) The basic question we consider and answer affirmatively is: *In this linear or sublinear sample regime in which the eigenvalues of the empirical covariance are misleading, is it possible to recover accurate estimates of the eigenvalues of the underlying population covariance?*

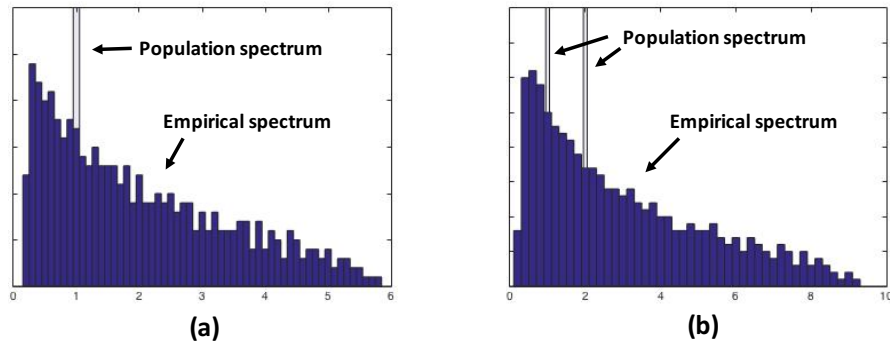


Figure 1: Plots of the eigenvalues of the empirical covariance, corresponding to $n = 500$ samples from: (a) the $d = 1000$ dimensional Gaussian with identity covariance, and (b) the $d = 1000$ dimensional “2-spike” Gaussian distribution whose covariance has 500 eigenvalues with value 1, and 500 eigenvalues of value 2. Note that the empirical spectra are poor approximations of the true population spectra. To what extent can the eigenvalues of the true distribution (the population spectrum) be accurately recovered from the samples, particularly in the “sublinear” data regime where $n \ll d$?

1.1 Setup and Definition

We focus on the general setting where the multivariate distribution over \mathbb{R}^d in question is defined by a real-valued distribution v , with zero mean, variance 1, and bounded fourth moment, and a real $d \times d$ matrix \mathbf{S} . A sample of n vectors, viewed as a $n \times d$ data matrix \mathbf{Y} consisting of n vectors drawn independently from the distribution corresponding to the pair (v, \mathbf{S}) is given by $\mathbf{Y} = \mathbf{X}\mathbf{S}$ where $\mathbf{X} \in \mathbb{R}^{n \times d}$ has i.i.d entries drawn according to distribution v . Note that this setting encompasses the case where the data is drawn from the uniform distribution over a d -dimensional unit cube, and the case of a multivariate Gaussian (corresponding to the distribution v being the standard Gaussian and the covariance of the corresponding multivariate Gaussian given by $\mathbf{S}^T\mathbf{S}$).

Throughout, we denote the corresponding *population covariance* matrix $\Sigma = \mathbf{S}^T\mathbf{S}$, and its eigenvalues by $\boldsymbol{\lambda} = \lambda_1, \dots, \lambda_d$, with $\lambda_1 \leq \lambda_2 \leq \dots \leq \lambda_d$. Our objective will be to recover an accurate approximation to this sorted vector of eigenvalues, $\boldsymbol{\lambda}$, given a data matrix \mathbf{Y} as defined above. It is also convenient to regard the vector of eigenvalues as a distribution over \mathbb{R} , consisting of d point masses at locations $\lambda_1, \dots, \lambda_d$; we refer to this distribution as the *population spectral distribution* D_Σ . We note that the task of learning the sorted vector $\boldsymbol{\lambda}$ in L_1 distance is closely related to the task of learning the spectral distribution in *earthmover* distance (i.e. Wasserstein distance): the L_1 distance between two sorted vectors of length d is exactly the earthmover distance between the corresponding point-mass distributions. Similarly, given a distribution, Q , that is close to the true spectral distribution D_Σ in earthmover distance, the length d vector whose i th element is given by the i th $(d+1)$ -quantile of Q will be close, in L_1 distance, to the sorted vector of population eigenvalues.

1.2 Summary of Approach and Results

Our approach to recovering the population spectral distribution from a given data matrix is via the *method of moments*, and is motivated by the observation (also leveraged in [1]) that there is a natural unbiased estimator for the k th moment of the population spectral distribution:

Fact 1. Fix a list of k distinct integers $\sigma = (\sigma_1, \dots, \sigma_k)$ with $\sigma_i \in \{1, \dots, n\}$. Let $\mathbf{Y} = \mathbf{X}\mathbf{S}$ where $\mathbf{X} \in \mathbb{R}^{n \times d}$ consists of entries drawn i.i.d from distribution v of zero mean and variance 1, and $\mathbf{S} \in \mathbb{R}^{d \times d}$. Letting $\mathbf{A} = \mathbf{Y}\mathbf{Y}^T$, we have

$$\mathbf{E} \left[\sum_{i=1}^k \mathbf{A}_{\sigma_i, \sigma_{(i \bmod k)+1}} \right] = \sum_{i=1}^d \lambda_i^k,$$

where the expectation is over the randomness of the entries of \mathbf{X} , and λ_i is the i th eigenvalue of the population covariance matrix $\mathbf{S}^T\mathbf{S}$.

The above fact, whose simple proof is given in Section 2, suggests that a good algorithm for estimating the k th moment of the spectral distribution would be to compute the sum of the above quantity over *all* sets σ of distinct indices. The naive algorithm for computing such a sum would take time $O(n^k)$ to evaluate, and it seems unlikely that a significantly faster algorithm exists.¹ Fortunately, as we show, there is a simple algorithm that computes the sum over all *increasing* lists of k indices; additionally, such a sum results in an estimator with comparable variance to the computationally intractable estimator corresponding to the sum over all lists. This algorithm, together with a careful analysis of the variance of the corresponding estimator, yields the following theorem:

Theorem 1 (Efficient Moment Estimation). *There is an algorithm that takes $\mathbf{Y} = \mathbf{X}\mathbf{S}$ as input, runs in time $\text{poly}(n, d, k)$ and outputs an estimate of $\frac{1}{d}\|\mathbf{S}^T\mathbf{S}\|_k^k$ (i.e. $\sum_i \lambda_i^k$) with multiplicative error at most*

$$f(k) \frac{\max(d^{k/2-1}, 1)}{n^{k/2}}$$

with probability at least $3/4$, where the function $f(k)$ depends on the fourth moment of the entries of \mathbf{X} and is exponential in k .

Restated slightly, the above theorem shows that the k th moment of the population spectrum can be accurately computed in the sublinear data regime, provided $n = \Omega(d^{1-\frac{2}{k}})$. This moment recovery is useful in its own right, as these moments of the spectral distribution (the Schatten matrix norms of the population covariance) provide insights into the population distribution (see, e.g. [3] and the survey [4]).

The recovery guarantees of Theorem 1 are optimal to constant factors, for any constant k , as shown by the following lowerbound, which is a corollary to the lower bound in [1]:

Corollary 1. *Suppose there exists an algorithm that, for any $d \times d$ matrix \mathbf{S} , when given an $n \times d$ data matrix $\mathbf{Y} = \mathbf{X}\mathbf{S}$ with entries of \mathbf{X} chosen i.i.d. as above, outputs an estimate y satisfying the following with probability at least $3/4$: $(1 - \epsilon)\|\mathbf{S}\mathbf{S}^T\|_k^k \leq y \leq (1 + \epsilon)\|\mathbf{S}\mathbf{S}^T\|_k^k$; then $n = \Omega(d^{1-2/k})$.*

Given accurate estimates of the low-order moments of the population spectral distribution, an accurate approximation of the list of population eigenvalues can be recovered by first finding a distribution D whose moments are close to the recovered moments—for example, via linear programming—and then returning the vector of length d whose i th element is given by the i th $(d + 1)$ -quantile of distribution D . Altogether, this yields a practically viable polynomial-time algorithm with the following theoretical guarantees for recovering the population spectrum:

¹The ability to efficiently compute this sum would imply an efficient algorithm for counting the number of k -cycles in a graph, which is NP-hard, for general k [2].

Theorem 2 (Main Theorem). Consider an $n \times d$ data matrix $\mathbf{Y} = \mathbf{X}\mathbf{S}$, where $\mathbf{X} \in R^{n \times d}$ has i.i.d entries with mean 0, variance 1, and bounded fourth moment, and \mathbf{S} is a real $d \times d$ matrix s.t. the eigenvalues of the population covariance $\Sigma = \mathbf{S}^T \mathbf{S}$, $\boldsymbol{\lambda} = \lambda_1, \dots, \lambda_d$ are upper bounded by a constant b . There is an algorithm that takes \mathbf{Y} as input and for any integer $k \geq 1$ runs in time $\text{poly}(n, d, k)$ and with probability at least $3/4$, outputs $\hat{\boldsymbol{\lambda}} = \hat{\lambda}_1, \dots, \hat{\lambda}_d$ with L_1 error satisfying:

$$\sum_{i=1}^d |\lambda_i - \hat{\lambda}_i| \leq f_b(k) \left(\frac{d^{k/2}}{n^{k/2}} + \frac{d}{\sqrt{n}} \right) + b + \frac{C}{k} d,$$

where C is an absolute constant and $f_b(k)$ is exponential in k and depends on the fourth moment of the entries of \mathbf{X} and the eigenvalue bound b .

The proof of this theorem follows from combining Theorem 1 with the following proposition that bounds the earthmover distance between two distributions in terms of their discrepancies in low-order moments:

Proposition 1. Given two distribution with respective density functions p, q supported on $[a, b]$ whose first k moments are $\boldsymbol{\alpha} = (\alpha_1, \dots, \alpha_k)$ and $\boldsymbol{\beta} = (\beta_1, \dots, \beta_k)$, respectively, the earthmover distance, $d_W(p, q)$, between p and q is bounded by:

$$d_W(p, q) \leq C \frac{b-a}{k} + g(k)(b-a) \|\boldsymbol{\alpha} - \boldsymbol{\beta}\|_2,$$

where C is an absolute constant, and $g(k)$ is exponential in k .

The proof of the above proposition proceeds by leveraging the dual definition of Wasserstein distance: $d_W(p, q) = \sup_{f \in Lip} \int_{-\infty}^{\infty} f(x) (p(x) - q(x)) dx$, where Lip denotes the set of all Lipschitz-1 functions. Our proof proceeds by arguing that for any Lipschitz function f , after convolving it with a special ‘‘bump’’ function, \hat{b} , which is a scaled Fourier transform of the bump function used in [5], the resulting function $f * \hat{b}$ has small high-order derivatives and is close to f in L_∞ norm. Given the small high-order derivatives of $f * \hat{b}$, there exists a good degree- k polynomial interpolation of this function, P_k : the closeness of the first k moments of p and q implies a bound on the integral $\int P_k(x) (p(x) - q(x)) dx$, from which we derive a bound on the original earthmover distance.

We also show, via a Chebyshev polynomial construction, that the inverse linear dependence of proposition 1 between the number of moments k , and the earthmover distance between the distributions, is tight in the case that the moments exactly match:

Proposition 2. For any even k , there exists a pair of distributions p, q , each consisting of $k/2$ point masses, supported within the unit interval $[-1, 1]$, s.t. p and q have identical first $k - 2$ moments, and earthmover distance $d_W(p, q) > 1/2k$.

1.3 Related Work

Population and Sample Spectra: the Marcenko-Pastur Law.: Given the setting described above, where we observe an $n \times d$ data matrix $\mathbf{Y} = \mathbf{X}\mathbf{S}$ with population covariance given by $\mathbf{S}^T \mathbf{S}$, in the regime in which the dimensionality of the data, d , is linear in the number of samples, n , much is known about the mapping from the population spectral distribution D_Σ , to the empirical spectral distribution of the samples. Specifically, provided the ratio of the number of samples, n , to the dimensionality of the samples, d , is bounded below by some constant $\gamma > 0$, for sufficiently large n, d , the *expected* empirical spectral distribution will be well approximated by a deterministic

function of the population spectral distribution. This deterministic function characterizing the correspondence between the empirical and population spectra is known as the Marcenko-Pastur Law, which is defined in terms of the Stieltjes transform (also referred to as the *Cauchy transform*) of the spectral distribution [6, 7]. At least in the linear regime in which n and d scale together, it is not hard to show that the empirical spectral distribution will be close to the *expected* empirical spectral distribution, and hence, asymptotically, the Marcenko-Pastur law will give an accurate characterization of the empirical spectral distribution. We refer the reader to chapter 3 of the book [8] for a thorough treatment of the Stieltjes transform and Marcenko-Pastur law.

Inverting the Marcenko-Pastur Law. Perhaps the most natural approach to recovering the population spectrum from the data matrix \mathbf{Y} is to try to invert the mapping between population spectrum and expected empirical spectrum given by the Marcenko-Pastur law. The work of Karoui [9] shows that this inversion can be represented via a linear program, and that, in the linear regime where $n/d \rightarrow \gamma \in (0, \infty)$, the reconstruction will be asymptotically consistent. This work also demonstrates the practical viability of this approach on a series of synthetic data, for the setting $d = 100, n = 500$.

There seem to be two drawbacks to this approach. The first is that this approach, and the Marcenko-Pastur law in general, is poorly equipped to deal with the sublinear-sample regime where $n \ll d$. In this regime, for example, with $n = d^{2/3}$, even if the population spectrum has a specific limiting distribution, the expected empirical spectral distributions will be not converge. The second drawback is the difficulty of obtaining theoretical bounds on the accuracy of the recovered spectral distribution. This seems mainly due to the difficulty of analyzing the robustness of inverting the Marcenko-Pastur law. Specifically, given a dimension and sample size, it seems difficult to characterize the set of population spectral distributions that map, via the Marcenko-Pastur law, to a given neighborhood of a specific empirical spectral distribution. This analysis is further complicated in the sublinear sample regime by the potential lack of concentration of the empirical spectrum.

Sketching Bi-Linear Forms. In a recent work [1], Li et al. consider a seemingly unrelated problem, the problem of *sketching* matrix norms. Namely, suppose one wishes to approximate the k th moment of the spectrum of a $d \times d$ matrix, Σ , $\|\Sigma\|_k^k = \sum_{i=1}^d \lambda_i^k$, but rather than working directly with the matrix Σ , one only has access to a much smaller matrix that is a bilinear *sketch* of Σ . The question is how to design this sketch: for some $r, s \ll d$, can one design distributions \mathcal{A} and \mathcal{B} over $r \times d$ and $d \times s$ matrices, respectively, such that for any Σ , with high probability, given matrices \mathbf{A} and \mathbf{B} drawn respectively from \mathcal{A} and \mathcal{B} , $\|\Sigma\|_k$ can be approximated based on the $r \times s$ matrix $\mathbf{A}\Sigma\mathbf{B}$? The authors consider setting \mathcal{A} and \mathcal{B} to have i.i.d Gaussian entries, and show that such sketches are information theoretically optimal, to constant factors.

The connection between sketching matrix norms and recovering moments of the population covariance is that the matrix $\mathbf{Y}\mathbf{Y}^T = \mathbf{X}\mathbf{S}\mathbf{S}^T\mathbf{X}^T$ can be viewed as a bilinear sketch of the matrix $\mathbf{S}\mathbf{S}^T$. While $\mathbf{S}\mathbf{S}^T$ is not the population covariance matrix, it has the same eigenvalues (and hence same moments) as the population covariance.

The main difference between our work and the work of Li et al. is the conceptual difference in focus: we are focussed on recovering the population spectrum from limited data, they are focussed on defining small sketching matrices for matrix norms. The approach to moment recovery of [1] and our work both leverage the unbiased moment estimator of Fact 1, though our techniques differ in two ways: first, [1] is concerned with establishing the minimum sketch size from an information theoretic perspective, and the proposed algorithm is not computationally efficient; second, the proof approach of [1] is focussed on the Gaussian setting, whereas our proof techniques are more general, and allow for our results to hold beyond the Gaussian case.

Other Works on Spectrum Reconstruction. There are also several other works on the population spectrum recovery problem for specific classes of population covariance. These include the paper of Bickel and Levina [10] who obtain accurate reconstruction in the sublinear-sample setting for the class of population covariance matrices whose off-diagonal entries decrease quickly with their distance to the diagonal (for example, as in the class of Toeplitz matrices). Also, the paper from the physics community of Burda et al. [11] employs a method of moment approach to recovering specific classes of population spectra—for example the 3-spike case. This work is essentially a method-of-moments approach to inverting the Marcenko-Pastur law in specific cases, although this work seems to be unaware of the Marcenko-Pastur law and the related literature relating the empirical and population spectra.

1.4 Organization of Paper

In Section 2 we motivate and state our algorithms for accurately recovering the moments of the population spectrum, and prove Theorem 1. The most cumbersome component of this proof of correctness of our algorithm is the proof of a bound on the variance of our moment estimator; we defer this proof to Appendix A. In Section 3, we state our algorithm for leveraging accurate moment reconstruction to recover the population spectrum, and describe the connection between the earthmover distance between spectral distributions, and L_1 distance between the vectors. In Section 4, we establish Propositions 1 and 2, which bound the earthmover distance between two distributions in terms of their discrepancies in low-order moments, completing our proof of Theorem 2. Section 5 contains some results showing the empirical performance of our algorithms.

2 Estimating the Spectral Moments

The core of our approach to recovering the moments of the population spectral distribution is a convenient *unbiased* estimator for these moments, first proposed in the recent work of Li et al. [1] on sketching matrix norms. This estimator is defined via the notion of a *cycle*:

Definition 1. Given integers n and k , a k -cycle is a sequence of k distinct integers, $\sigma = (\sigma_1, \dots, \sigma_k)$ with $\sigma_i \in [n]$. Given an $n \times n$ matrix A , each cycle, σ , defines a product:

$$\mathbf{A}_\sigma = \prod_{i=1}^k \mathbf{A}_{\sigma_i, \sigma_{i+1}},$$

with the convention that $\sigma_{k+1} = \sigma_1$, for ease of notation.

The following observation demonstrates the utility of the above definition:

Fact 2. For any k -cycle σ , a symmetric $d \times d$ real matrix \mathbf{T} , and a random $n \times d$ matrix X with i.i.d entries with mean 0 and variance 1,

$$\mathbf{E}[(\mathbf{X}^T \mathbf{T} \mathbf{X})_\sigma] = \text{trace}(\mathbf{T}^k),$$

where the expectation is over the randomness of X .

Proof. We have the following, where γ_{k+1} is shorthand for γ_1 ,

$$\mathbf{E}[(\mathbf{X}^T \mathbf{T} \mathbf{X})_\sigma] = \sum_{\delta_1, \dots, \delta_k, \gamma_1, \dots, \gamma_k \in [p]} \mathbf{E}\left[\prod_{i=1}^k \mathbf{X}_{\delta_i, \sigma_i} \mathbf{T}_{\delta_i, \gamma_{i+1}} \mathbf{X}_{\gamma_{i+1}, \sigma_{i+1}}\right] = \sum_{\delta_1, \dots, \delta_k} \prod_{i=1}^k \mathbf{T}_{\delta_i, \delta_{i+1}} = \text{trace}(\mathbf{T}^k).$$

The first equality holds by simply expanding the product. The second equality holds since, for every term of the expression, the expectation of that term is zero unless each of the entries of \mathbf{X} appears at least twice. Because the σ_i are increasing, and hence distinct, in every nonzero term, each of the entries of \mathbf{X} will appear exactly twice and $\delta_i = \gamma_i$. \square

The above fact shows that each k -cycle yields an unbiased estimator for the k th spectral moment of T . While each estimator is unbiased, the variance will be extremely large. Perhaps the most natural approach to reducing this variance, would be to compute the average over *all* k -cycles. Unfortunately, such an estimator seems intractable, from a computational standpoint. The naive algorithm for computing this average—simply iterating over the $\binom{n}{k}$ different k -cycles—would take time $O(n^k)$ to evaluate. It seems unlikely that a significantly faster algorithm exists, assuming that $P \neq NP$, as an efficient algorithm to compute this average over k -cycles would imply an efficient algorithm for counting the number of simple k -cycles in a graph (i.e. loops of length k with no repetition of vertices), which is known to be NP-hard for general k (see, e.g. [2]).

One computationally tractable variant of this average over all k -cycles, would be to relax the condition that the k elements of each cycle be distinct. This quantity is simply the trace of the matrix $(\mathbf{X}^T \mathbf{T} \mathbf{X})^k$, which is trivial to compute! Unfortunately, this *exactly* corresponds to the k th moment of the empirical spectrum, which is a significantly biased approximation of the population spectral moment (for example, as illustrated in Figure 1).

Our algorithm proceeds by computing the average of all *increasing* k -cycles:

Definition 2. An increasing k -cycle $\sigma = (\sigma_1, \dots, \sigma_k)$ is a k -cycle with the additional property that $\sigma_1 < \sigma_2 < \dots < \sigma_k$.

Perhaps surprisingly, there is simple and computationally tractable algorithm for computing the average over all increasing cycles. Given $\mathbf{Y} = \mathbf{X}\mathbf{S}$, instead of computing the trace of $(\mathbf{Y}^T \mathbf{Y})^k$, which would correspond to the empirical k th moment, we instead zero out the diagonal and lower-triangular entries of $\mathbf{Y}^T \mathbf{Y}$ in the ‘first’ $k - 1$ copies of $\mathbf{Y}^T \mathbf{Y}$ in the product $(\mathbf{Y}^T \mathbf{Y})^k$. It is not hard to see that this exactly corresponds to preserving the set of increasing cycles, as the contribution to a diagonal entry of the product corresponding to a non-increasing cycle will include a lower-triangular entry of one of the terms, and hence will be zero (see Lemma 1 for a formal proof). This motivates the following algorithm for estimating the k th moment of the population spectrum:

Algorithm 1 Estimating the k th moment

Input: $Y \in R^{n \times d}$

Set, $A = \mathbf{Y}\mathbf{Y}^T$, and let $G = A_{up}$ be the matrix A with the diagonal and lower triangular entries zeroed out.

Output: $\frac{\text{tr}(G^{k-1}A)}{d \cdot \binom{n}{k}}$

Our main moment estimation theorem characterizes the performance of the above algorithm:

Theorem 1. Given a data matrix $\mathbf{Y} = \mathbf{X}\mathbf{S}$ where the entries of X are chosen i.i.d. with mean θ , variance 1, and bounded fourth moment, Algorithm 1 runs in time $\text{poly}(n, d, k)$ and outputs an estimate of $\frac{1}{d} \|\mathbf{S}^T \mathbf{S}\|_k^k$ (i.e. $\sum_i \lambda_i^k$) with multiplicative error at most

$$f(k) \frac{\max(d^{k/2-1}, 1)}{n^{k/2}}$$

with probability at least $3/4$ (over the randomness of \mathbf{X}), where the function $f(k)$ depends on the fourth moment of the entries of \mathbf{X} and is exponential in k .

The following restatement of the above theorem emphasizes the fact that accurate estimation of the population spectral moments is possible in the sublinear sample regime where $n = o(d)$.

Corollary 2. *Suppose X is a random $n \times d$ matrix whose entries are chosen i.i.d as described above. For any constant $c > 1$, there exists a function $f_c(k)$ such that, given $n = f(k)d^{1-2/k}$, for any $d \times d$ real matrix S , Algorithm 1 takes data matrix $\mathbf{Y} = \mathbf{X}\mathbf{S}$ as input, runs in time $\text{poly}(d, k)$ and with probability at least $3/4$ (over the randomness of \mathbf{X}), outputs an estimate, y , of the k th population spectral moment that is a multiplicative approximation in the following sense:*

$$\left(1 - \frac{c^{2k} - 1}{c^{2k} + 1}\right) \|\mathbf{S}^T \mathbf{S}\|_k^k \leq y \leq \left(1 + \frac{c^{2k} - 1}{c^{2k} + 1}\right) \|\mathbf{S}^T \mathbf{S}\|_k^k.$$

Our population spectral moment estimation algorithm is information theoretically optimal in the following sense:

Proposition 3. *With the previous problem setting. For any $k > 1$, suppose that an algorithm takes $\mathbf{X}\mathbf{S}$ and computes y with $(1 - \epsilon)\|\mathbf{S}\mathbf{S}^T\|_k^k \leq y \leq (1 + \epsilon)\|\mathbf{S}\mathbf{S}^T\|_k^k$ for any $\mathbf{S} \in R^{d \times d}$ with probability at least $3/4$ where $\epsilon = (1.2^{2k} - 1)/(1.2^{2k} + 1)$. Then $n = \Omega(d^{1-2/k})$.*

We note that in the case that $k = 1$, our algorithm requires a constant number of samples, n , that is a function of the desired accuracy and is independent of the dimension d . The above proposition follows as an immediate corollary from Theorem 3.2 of [1] by simply plugging in $S = X$, $T = I_d$, $A = S$ and $p = 2k$. Corollary 2 shows that $n = \Theta(d^{1-2/k})$ is sufficient for Algorithm 1 to estimate the k th moment of the population spectrum with the accuracy claimed in Proposition 3 which is hence optimal.

2.1 Proof of Theorem 1

The proof of this theorem follows from the following three components: Lemma 1 (below) shows that the efficient Algorithm 1 does in fact compute the average over all increasing k -cycles, $(\mathbf{Y}\mathbf{Y}^T)_\sigma$; Fact 2 guarantees that the average over such cycles is an unbiased estimator for the claimed quantity; and Proposition 4 bounds the variance of this estimator, which, by Chebyshev's inequality, guarantees the claimed accuracy of Theorem 1.

The following lemma shows that Algorithm 1 computes the average over all increasing k -cycles, σ , of $(\mathbf{Y}\mathbf{Y}^T)_\sigma$; for an informal argument, see the discussion before the statement of Algorithm 1.

Lemma 1. *Given an $n \times d$ data matrix $\mathbf{Y} = \mathbf{X}\mathbf{S}$, Algorithm 1 returns the average of $(\mathbf{Y}\mathbf{Y}^T)_\sigma$ taken over all increasing k -cycles, σ .*

Proof. Let $A = \mathbf{Y}\mathbf{Y}^T = \mathbf{X}\mathbf{S}\mathbf{S}^T\mathbf{X}^T$; let $U_{i,j,m}$ denote the set of increasing m -cycles σ such that $\sigma_1 = i$ and $\sigma_m = j$, and define

$$F_{i,j,m} = \sum_{\sigma \in U_{i,j,m}} \prod_{\ell=1}^{m-1} A_{\sigma_\ell, \sigma_{\ell+1}}.$$

There is a simple recursive formula of $F_{i,j,m}$, given by

$$F_{i,j,m} = \sum_{\ell=i}^{j-1} F_{i,\ell,m-1} A_{\ell,j} \quad (1)$$

Let G be the strictly upper triangular matrix of A , as in Algorithm 1, and let $F^{(m)}$ denote the matrix whose (i, j) th entry is $F_{i,j,m}$. The recursive formula 1 can be rewritten as $F^{(m)} = F^{(m-1)}G$. Given this, the sum over all increasing k -cycles is

$$\sum_{i,j} F_{i,j,k-1} A_{j,i} = \text{tr}(F^{(k)}A) = \text{tr}(G^{k-1}A),$$

as claimed. \square

The main technical challenge in establishing the performance guarantees of our moment recovery, is bounding the variance of our (unbiased) estimator.

Proposition 4. *Given the setup of Theorem 1, let U be the set of all increasing cycles of length k , then the following variance bound holds, where the O notation hides a dependence on k :*

$$\text{Var}\left[\frac{1}{|U|} \sum_{\sigma \in U} (\mathbf{X}^T \mathbf{T} \mathbf{X})_{\sigma}\right] = O\left(\frac{\max(d^{k-2}, 1)}{n^k} \text{tr}(\mathbf{T}^k)^2\right).$$

To see the high level approach to our proof of this proposition, consider the following: given lists of indices $\delta = (\delta_1, \dots, \delta_k)$ and $\gamma = (\gamma_1, \dots, \gamma_k)$, with $\delta_i, \gamma_i \in [d]$, we have the following equality:

$$(\mathbf{X}^T \mathbf{T} \mathbf{X})_{\sigma} = \sum_{\delta, \gamma \in [d]^k} \prod_{i=1}^k \mathbf{X}_{\sigma_i \delta_i} \mathbf{T}_{\delta_i, \gamma_{i+1}} \mathbf{X}_{\sigma_{i+1}, \gamma_{i+1}}.$$

We now seek to bound each cross-term in the expansion of $\text{Var}[\sum_{\sigma \in U} (\mathbf{X}^T \mathbf{T} \mathbf{X})_{\sigma}]$: namely, for a pair of increasing k -cycles, σ, π consider their contribution to the variance:

$$\mathbf{E}[(\mathbf{X}^T \mathbf{T} \mathbf{X})_{\sigma} (\mathbf{X}^T \mathbf{T} \mathbf{X})_{\pi}] = \sum_{\delta, \delta', \gamma, \gamma' \in [d]^k} \prod_{i=1}^k \mathbf{T}_{\delta_i, \gamma_{i+1}} \mathbf{T}_{\delta'_i, \gamma'_{i+1}} \prod_{i=1}^k \mathbf{X}_{\sigma_i, \delta_i} \mathbf{X}_{\sigma_i, \gamma_i} \mathbf{X}_{\pi_i, \delta'_i} \mathbf{X}_{\pi_i, \gamma'_i}$$

We bound this sum by partitioning the set of summands, $\{(\delta, \delta', \gamma, \gamma')\}$ into classes. To motivate the role of these classes, consider the task of computing the expectation of “ \mathbf{X} ” part of the expression, $\mathbf{E}[\prod_{i=1}^k \mathbf{X}_{\sigma_i, \delta_i} \mathbf{X}_{\sigma_i, \gamma_i} \mathbf{X}_{\pi_i, \delta'_i} \mathbf{X}_{\pi_i, \gamma'_i}]$, for a given $\delta, \delta', \gamma, \gamma' \in [d]^k$. Thanks to the i.i.d and zero mean properties of each entry $X_{i,j}$, most of terms are zero. The idea is to partition the set of summands that give rise to nonzero terms, via the creation of a list of constraints, $L = \{L_1, \dots, L_m\}$, where each L_i contains only equalities and inequalities (“ \neq ”) involving the indices of $\delta, \delta', \gamma, \gamma'$. For example, in the case $k = 2$, one such constraint could be $L_1 = \{\delta_1 = \delta'_1, \gamma_1 = \gamma'_1, \delta_2 = \gamma'_2, \gamma_2 = \delta'_2\}$, which specifies a subset of $\{(\delta, \delta', \gamma, \gamma')\}$ that satisfy each of the four specified equalities. We will design a set of these constraints, $L = \{L_1, \dots, L_m\}$ satisfying the following useful properties:

1. Any lists of indices $\delta, \delta', \gamma, \gamma' \in [d]^k$ with the property that the expectation of the \mathbf{X} “part” is zero, namely $\mathbf{E}[\prod_{i=1}^k \mathbf{X}_{\sigma_i, \delta_i} \mathbf{X}_{\sigma_i, \gamma_i} \mathbf{X}_{\pi_i, \delta'_i} \mathbf{X}_{\pi_i, \gamma'_i}] = 0$, does not satisfy any constraint $L_i \in L$.
2. Any lists of indices $\delta, \delta', \gamma, \gamma' \in [d]^k$ whose expectation of the \mathbf{X} “part” is non-zero must satisfy exactly one of the constraint.
3. For any constraint $L_i \in L$, all lists of indices $\delta, \delta', \gamma, \gamma' \in [d]^k$ satisfying L_i have the same expected value of the \mathbf{X} “part”, $\mathbf{E}[\prod_{i=1}^k \mathbf{X}_{\sigma_i, \delta_i} \mathbf{X}_{\sigma_i, \gamma_i} \mathbf{X}_{\pi_i, \delta'_i} \mathbf{X}_{\pi_i, \gamma'_i}]$.

Given a set of constraints, L satisfying the above, the set of summands, $\{(\delta, \delta', \gamma, \gamma')\}$ corresponding to a constraint $L_i \in L$ have the same value of $\mathbf{E}[\prod_{i=1}^k \mathbf{X}_{\sigma_i, \delta_i} \mathbf{X}_{\sigma_i, \gamma_i} \mathbf{X}_{\pi_i, \delta'_i} \mathbf{X}_{\pi_i, \gamma'_i}]$, which will not be too difficult to bound. What remains is to deal with the \mathbf{T} component of the expression. Our set of constraints is also useful for this purpose. For example, consider the following sum over all $(\delta, \delta', \gamma, \gamma')$ that satisfy a constraint L_i :

$$\sum_{\delta, \delta', \gamma, \gamma' \text{ s.t. } L_i} \prod_{i=1}^k \mathbf{T}_{\delta_i, \gamma_{i+1}} \mathbf{T}_{\delta'_i, \gamma'_{i+1}},$$

the equalities in L_i can be leveraged to simplify the calculation; revisiting the example above with $k = 2$, for instance, for the constraint $L_1 = \{\delta_1 = \delta'_1, \gamma_1 = \gamma'_1, \delta_2 = \gamma'_2, \gamma_2 = \delta'_2\}$, the above expression simply becomes $\text{tr}(T^4)$.

The full details of this partitioning scheme are rather involved, and are given in Appendix A in our proof of Proposition 4.

3 From Moments to Spectrum

Given the accurate recovery of the moments of the population spectral distribution, as described in the previous section, we now describe the algorithm for recovering the population spectrum from these moments. The simple algorithm has two parts: first, we recover a distribution whose moments closely match the estimated moments of the population spectrum (recovered via Algorithm 1); this recovery is performed via the standard linear programming approach. Given this recovered distribution, p^+ , to obtain the vector of estimated population eigenvalues (the spectrum), one simply returns the length d vectors consisting of the $(d + 1)$ st-quantiles of distribution p^+ . These two steps are formalized below:

Algorithm 2 (moments to spectrum)

Input: Approximation to first k moments of population spectrum, $\hat{\boldsymbol{\alpha}}$, dimensionality d , and fine mesh of values $\mathbf{x} = x_1, \dots, x_t$ that cover the range $[0, b]$ where b is an upper bound on the maximum population eigenvalue.

Output: Estimated population spectrum, $\hat{\lambda}_1, \dots, \hat{\lambda}_d$.

1. Let \mathbf{p}^+ be the solution to the following linear program, which we will regard as a distribution consisting of point masses at values \mathbf{x} :

$$\begin{aligned} & \underset{\mathbf{p}}{\text{minimize}} && |\mathbf{V}\mathbf{p} - \hat{\boldsymbol{\alpha}}|_1 \\ & \text{subject to} && \mathbf{1}^T \mathbf{p} = 1 \\ & && \mathbf{p} > 0, \end{aligned} \tag{2}$$

where the matrix \mathbf{V} is defined to have entries $\mathbf{V}_{i,j} = x_j^i$.

2. Return the vector $\hat{\lambda}_1, \dots, \hat{\lambda}_d$ where $\hat{\lambda}_i$ is the i th $(d + 1)$ st-quantile of distribution \mathbf{p}^+ .
-

The following restatement of Theorem 2 quantifies the performance of the above algorithm.

Theorem 2. Consider an $n \times d$ data matrix $\mathbf{Y} = \mathbf{X}\mathbf{S}$, where $\mathbf{X} \in \mathbb{R}^{n \times d}$ has i.i.d entries with mean 0, variance 1, and bounded fourth moment, and \mathbf{S} is a real $d \times d$ matrix s.t. the eigenvalues of the population covariance $\Sigma = \mathbf{S}^T\mathbf{S}$, $\lambda = \lambda_1, \dots, \lambda_d$ are upper bounded by a constant b . There is an algorithm that takes \mathbf{Y} as input and for any integer $k \geq 1$ runs in time $\text{poly}(n, d, k)$ and with probability at least $3/4$, outputs $\hat{\lambda} = \hat{\lambda}_1, \dots, \hat{\lambda}_d$ with L_1 error satisfying:

$$\sum_{i=1}^d |\lambda_i - \hat{\lambda}_i| \leq f_b(k) \left(\frac{d^{k/2}}{n^{k/2}} + \frac{d}{\sqrt{n}} \right) + b + \frac{C}{k}d,$$

where C is an absolute constant and $f(k)$ is exponential in k and depends on the fourth moment of the entries of \mathbf{X} and the eigenvalue bound b .

At the highest level, the proof of the above theorem has two main parts: the first part argues that if two distributions have similar first k moments, then the two distributions are “close” (in a sense that we will formalize soon). As applied to our setting, the guarantees of Algorithm 1 ensures that, with high probability, the distribution returned by Algorithm 2 will have similar first k moments to the true population spectral distribution, and hence these two distributions are “close”. The second and straightforward part of the proof will then argue that if two distributions, p and p' , are “close”, and distribution p , consists of d equally weighted point masses (such as the true population spectral distribution), then the vectors given by the $(d + 1)$ -quantiles of distribution p' will be close, in L_1 distance, to the vector consisting of the locations of the point masses of distribution p . As we show, the right notion of “closeness” of distributions to formalize the above proof approach is the *earthmover* distance, also known as Wasserstein distance.

Definition 3. Given two real-valued distributions p, q , with respective density functions $p(x), q(x)$, the earthmover distance between them, denoted $d_W(p, q)$ is defined to be the cost of the minimum cost scheme of moving the probability mass in distribution p to make distribution q , where the per-unit-mass cost of moving probability mass from value a to value b is $|a - b|$.

One can also define earthmover distance via a dual formulation (given by the Kantorovich-Rubinstein theorem [12] which yields exactly what one would expect from linear programming duality):

$$d_W(p, q) = \sup_{f: \text{Lip}(f) \leq 1} \int f(x) \cdot (p(x) - q(x)) dx,$$

where the supremum is taken over all functions with Lipschitz constant 1.

Two convenient properties of earthmover distance are summarized in the following easily verified facts. The first states that in the case of distributions consisting of d equally-weighted point masses, the earthmover distance *exactly* to the L_1 distance between the sorted vectors of the locations of the point masses. The second fact states that given any distribution p , supported on a subset of the interval $[a, b]$, the distribution p' defined to place weight $1/d$ at each of the d $(d + 1)$ -st-quantiles of distribution p , will satisfy $d_W(p, p') \leq \frac{b-a}{d}$. For our purposes, these two facts establish that, provided the distribution \mathbf{p}^+ returned by the linear programming portion of Algorithm 2 is close to the true population spectral distance, in earthmover distance, then the final step of the algorithm—the rounding of the distribution to the point masses at the quantiles—will yield a close L_1 approximation to the vector of the population spectrum.

Fact 3. Given two vectors $\vec{a} = (a_1, \dots, a_d)$, and $\vec{b} = (b_1, \dots, b_d)$ that have been sorted, i.e. for all i , $a_i \leq a_{i+1}$ and $b_i \leq b_{i+1}$,

$$|\vec{a} - \vec{b}|_1 = d \cdot d_W(p_{\vec{a}}, p_{\vec{b}}),$$

where $p_{\bar{a}}$ denotes the distribution that puts probability mass $1/d$ on each value a_i , and $p_{\bar{b}}$ is defined analogously.

Fact 4. *Given a distribution p supported on $[a, b]$, let distribution p' be defined to have probability mass $1/d$ at each of the $d(d+1)$ st-quantiles of distribution p . Then $d_W(p, p') \leq \frac{b-a}{d}$.*

Additionally, given any distribution p , supported on a subset of the interval $[a, b]$, the distribution p' defined to place weight $1/d$ at each of the $d(d+1)$ st-quantiles of distribution p , will satisfy $d_W(p, p') \leq \frac{b-a}{d}$. Hence, for our purposes, as long as the distribution \mathbf{p}^+ returned by the linear programming portion of Algorithm 2 is close to the true population spectral distance, in earthmover distance, then the final step of the algorithm—the rounding of the distribution to the point masses at the quantiles—will yield a close L_1 approximation to the vector of the population spectrum.

The remaining component of our proof of Theorem 2 is to establish that the accurate moment recover of Algorithm 1 as guaranteed by Theorem 1 is sufficient to guarantee that, with high probability, the distribution \mathbf{p}^+ returned by the linear program in the first step of Algorithm 2 is close, in earthmover distance, to the population spectral distribution. We establish this general robust connection between accurate moment estimation, and accurate distribution recovery in earthmover distance, via the following proposition, which we prove in Section 4.

Proposition 1. *Given two distribution with respective density functions p, q supported on $[a, b]$ whose first k moments are $\boldsymbol{\alpha} = (\alpha_1, \dots, \alpha_k)$ and $\boldsymbol{\beta} = (\beta_1, \dots, \beta_k)$, respectively, the earthmover distance, $d_W(p, q)$, between p and q is bounded by:*

$$d_W(p, q) \leq C \frac{b-a}{k} + g(k)(b-a) \|\boldsymbol{\alpha} - \boldsymbol{\beta}\|_2,$$

where C is an absolute constant, and $g(k)$ is exponential in k .

We conclude this section by assembling the pieces—the accurate moment estimation of Theorem 1, and the guarantees of the above proposition and Facts 3 and 4—to prove Theorem 2.

Proof of Theorem 2. Let \mathbf{p} be the population spectrum distribution given by the vector of eigenvalues $\boldsymbol{\lambda}$ of the population covariance, and assume the eigenvalues are bounded by a constant, b . Denote the vector of the first k moments of this distribution as $\boldsymbol{\alpha}$. Consider the distribution \mathbf{p}^+ recovered by the linear programming step of Algorithm 2, and denote its first k moments with the vector $\boldsymbol{\alpha}^+$. We first argue that $\|\boldsymbol{\alpha}^+ - \boldsymbol{\alpha}\|_2$ is small, and then will apply the earthmover bound of Proposition 1.

By Theorem 1 with good probability, the vector of moments, $\hat{\boldsymbol{\alpha}}$ given as input to Algorithm 2 satisfies $\|\boldsymbol{\alpha} - \hat{\boldsymbol{\alpha}}\|_1 \leq \sum_{i=1}^k f(k) \frac{\max(d^{i/2-1}, 1)}{n^{i/2}}$. We now argue that there is a distribution that is a feasible point for the linear program that also has accurate moments. Specifically, consider taking the mesh $\mathbf{x} = x_1, \dots, x_t$ of the linear program grid points to be an ϵ -mesh with $\epsilon \leq \frac{1}{\max(n, d)}$, and consider the feasible point of the linear program that corresponds to the true population spectral distribution whose support has been rounded to the nearest multiple of ϵ . This rounding changes the i th moment by at most $(b + \epsilon)^i - b^i$.

Hence, by the triangle inequality, this rounded population spectral distribution is a feasible point of the linear program, \mathbf{p}^* , with objective value at most $\sum_{i=1}^k \left(f(k) \frac{\max(d^{i/2-1}, 1)}{n^{i/2}} + (b + \epsilon)^i - b^i \right)$. Hence, also by the triangle inequality, the moments $\boldsymbol{\alpha}^+$ of the distribution \mathbf{p}^+ returned by the

linear program will satisfy

$$\|\alpha^+ - \alpha\|_2 \leq |\alpha^+ - \alpha|_1 \leq 2 \sum_{i=1}^k \left(f(k) \frac{\max(d^{i/2-1}, 1)}{n^{i/2}} + (b + \epsilon)^i - b^i \right).$$

Letting \mathbf{p}_{quant}^+ denote the distribution \mathbf{p}^+ that has been quantized (according to the second step of Algorithm 2), by Fact 4 and Proposition 1, we have the following:

$$\begin{aligned} d_W(\mathbf{p}_{quant}^+, \mathbf{p}) &\leq d_W(\mathbf{p}_{quant}^+, \mathbf{p}^+) + d_W(\mathbf{p}^+, \mathbf{p}) \\ &\leq \frac{b}{d} + b \left(\frac{C}{k} + g(k) \|\alpha^+ - \alpha\|_2 \right). \end{aligned}$$

Plugging in $\epsilon \leq 1/\max(n, d)$ and our bound on the moment discrepancy $\|\alpha^+ - \alpha\|_2$, and applying Fact 3 yields the theorem. \square

4 Moments and Earthmover Distance

In this section we prove Proposition 1, which establishes a general robust relationship between the disparity between the low-order moments of two univariate distributions, and the earthmover distance (see Definition 3) between the distributions. For convenience, we restate the proposition, and the lowerbound establishing its tightness:

Proposition 1. *Given two distribution with respective density functions p, q supported on $[a, b]$ whose first k moments are $\alpha = (\alpha_1, \dots, \alpha_k)$ and $\beta = (\beta_1, \dots, \beta_k)$, respectively, the earthmover distance, $d_W(p, q)$, between p and q is bounded by:*

$$d_W(p, q) \leq C \frac{b-a}{k} + g(k)(b-a) \|\alpha - \beta\|_2,$$

where C is an absolute constant, and $g(k)$ is exponential in k .

The following lowerbound shows that the inverse linear dependence in the above bound on the number of matching moments, k , is tight in the case where the moments exactly match:

Proposition 2. *For any even k , there exists a pair of distributions p, q , each consisting of $k/2$ point masses, supported within the unit interval $[-1, 1]$, s.t. p and q have identical first $k-2$ moments, and earthmover distance $d_W(p, q) > 1/2k$.*

4.1 Proof of Proposition 1

For clarity, we give an intuitive overview of the proof of Proposition 1 in the case where the first k moments of the two distributions in question match exactly. Consider a pair of distributions, p and q , whose first k moments match. Because p and q have the same first k moments, for *any* polynomial P of degree at most k , the inner product between P and $p - q$ is zero: $\int P(x)(p(x) - q(x))dx = 0$. The natural approach to bounding the earthmover distance, $\sup_{f \in Lip} \int f(x)(p(x) - q(x))dx$, is to argue that for any Lipschitz function, f , there is a polynomial P_f of degree at most k that closely approximates f . Indeed,

$$\int f(x)(p(x) - q(x))dx \leq \int |P_f(x) - f(x)|(p(x) - q(x))dx + \int P_f(x)(p(x) - q(x))dx \leq 2\|f - P_f\|_\infty. \quad (3)$$

Hence all that remains is to argue that there is a good degree k polynomial approximation of any Lipschitz function f . As the following standard fact shows, the approximation error of f by a degree- k polynomial is typically determined by the $k + 1$ th order derivative of f :

Fact 5 (Interpolation). *For a given function g on $[a, b]$, there exists a degree k polynomial P_g where*

$$\|g(x) - P_g(x)\|_\infty \leq \left(\frac{b-a}{2}\right)^{k+1} \frac{\max_{x \in [a,b]} |g^{(k+1)}(x)|}{2^k(k+1)!}.$$

While our function f is Lipschitz, its higher derivatives do not necessarily exist, or might be extremely large. Hence before applying the above interpolation fact, we define a “smooth” version of f , which we denote f_s . This smooth function will have the property that $\|f - f_s\|_\infty$ is small, and that the derivatives of f_s are small. We will accomplish this by defining f_s to be the convolution of f with a special “bump” function \hat{b} that we define shortly. To motivate our choice of \hat{b} , consider the convolution of f with an arbitrary function, h : $f_s = f * h$. From the definition of convolution, the derivatives of f_s satisfy the following property:

$$(f_s)^{(k+1)}(x) = (f * h^{(k+1)})(x).$$

Hence we can bound the derivatives of f_s by choosing h with small derivatives. Additionally, since we require that f_s is close to f , we also want h to be concentrated around 0 so the convolution won’t change f too much in infinity norm.

We define f_s to be the convolution of function f with a scaled version of a special “bump” function \hat{b} defined as the Fourier transform of the function $b(y)$ defined as

$$b(y) = \begin{cases} \exp\left(-\frac{y^2}{1-y^2}\right) & |y| < 1 \\ 0 & \text{otherwise} \end{cases}.$$

This function was leveraged in a recent paper by Kane et al. [5], to smooth the indicator function while maintaining small higher derivatives. As they show, the derivatives of \hat{b} are extremely well-behaved: $\|\hat{b}^{(k)}\|_1 = O(\frac{1}{k})$ and $\|\hat{b}^{(k)}\|_\infty = O(1)$. The actual function that we convolve f with to obtain f_s will be a scaled version of this bump function $\hat{b}_c = c \cdot \hat{b}(cx)$ for an appropriate choice of c .

We note that if, instead of convolving by \hat{b}_c , we had convolved by a scaled Gaussian (or a scaled version of the function $b(x)$ rather its Fourier transform) the $O(1/k)$ dependence on the earthmover distance that we show in Proposition 1 would, instead, be $O(1/\sqrt{k})$.²

We now give the proof of Proposition 1 in the special case where the first k moments of p and q match exactly. The proof of the robust version is given in Appendix B, and is similar, though requires bounds on the coefficients of the interpolation polynomial P that approximates the smoothed function f_s .

Proof of “non-robust” Proposition 1. Consider distributions p, q supported on the interval $[a, b]$ whose first k moments match. Given a Lipschitz function f , let $f_s = f * \hat{b}_c(x)$ where the scaled bump function \hat{b}_c is as defined above, for a choice of c to be determined at the end of the proof. Letting P denote the degree k polynomial approximation of f_s we have the following:

$$\int f(x) (p(x) - q(x)) dx \leq 2\|f - P\|_\infty \leq 2\|f - f_s\|_\infty + 2\|f_s - P\|_\infty.$$

²In the Gaussian case, this is because the k th derivative of a standard Gaussian, $G(x)$ is given by $G^{(k)}(x) = (-1)^k H_k(x) e^{-x^2}$ where $H_k(x)$ is the k th Hermite polynomial, and for even k the value of $H_k(0)$ is $\frac{k!}{(k/2)!}$ which is already too large to obtain better than an $O(\frac{1}{\sqrt{k}})$ dependence.

We bound each of these two terms. For the first term, $\|f - f_s\|_\infty$, we have that for any x :

$$|f(x) - f_s(x)| = |f(x) - \int_{t=-\infty}^{\infty} f(t)\hat{b}_c(x-t)dt| \quad (4)$$

$$= |f(x)(1 - \int_{t=-\infty}^{\infty} \hat{b}_c(t)dt) + \int_{t=-\infty}^{\infty} (f(x) - f(x-t))\hat{b}_c(t)dt| \quad (5)$$

$$\leq \int_{t=-\infty}^{\infty} |\hat{b}_c(t)t|dt \quad (6)$$

Note that the last inequality holds since $\int \hat{b}_c(t)dt = b(0) = 1$ and f has Lipschitz constant at most 1, by assumption. To bound Equation 6, applying Lemma A.2 from [5] with $l = 0, n = 1$ yields $|\hat{b}_c(t)t| = O(1)$, with $l = 0, n = 3$ yields $|\hat{b}_c(t)t| = O(c^{-2}t^{-2})$. Splitting the integral into two parts, we have

$$\int |\hat{b}_c(t)t|dt \leq 2(\int_{t=0}^{1/c} |\hat{b}_c(t)t|dt + \int_{t=1/c}^{\infty} |\hat{b}_c(t)t|dt) \quad (7)$$

$$= O\left(\frac{1}{c}\right). \quad (8)$$

We now bound the second term (the polynomial approximation error term) $\|f_s - P\|_\infty$, and then will specify the choice of c . From Fact 5, this term is controlled by the $(k+1)$ st derivative of f_s :

$$|(f_s)^{(k+1)}|_\infty = c^{k+1}|(f * (\hat{b}^{(k+1)})_c)(x)|_\infty \leq c^{k+1}|f|_\infty|\hat{b}^{(k+1)}|_1 = O\left(\frac{b-a}{2}c^{k+1}\right),$$

where the inequality holds by the definition of convolution and the last equality applies Lemma A.3 from [5]. Hence we have the following bound on the polynomial approximation error term:

$$\|f_s - P\|_\infty \leq \left(\frac{b-a}{2}\right)^{k+1} \frac{\max_{x \in [a,b]} |f_s^{(k+1)}(x)|}{2^k(k+1)!} = O\left(\left(\frac{b-a}{2}\right)^{k+2} \frac{c^{k+1}}{2^k(k+1)!}\right).$$

Setting $c = \theta\left(\frac{k}{b-a}\right)$ balances the contribution from the two terms, $\|f - f_s\|_\infty$ and $\|f_s - P\|_\infty$, yielding the proposition in the non-robust case. \square

4.2 Proof of Proposition 2: Earthmover Lower Bound

We now prove Proposition 2, showing that the $O(1/k)$ dependence of Proposition 1, is optimal up to constant factors, by constructing a sequence of distribution pairs p_k, q_k with the same first k moments but have $O(\frac{1}{k})$ earthmover distance between them. The proof follows from leveraging a Chebyshev polynomial construction via the following general lemma:

Lemma 2. *Given a polynomial P of degree j with j real roots $\{x_1, \dots, x_j\}$, then letting P' denote the derivative of P , then for all $\ell \leq j - 2$, $\sum_{i=1}^j x_i^\ell \cdot \frac{1}{P'(x_i)} = 0$.*

See Fact 14 in [13] for the very short proof of the above lemma.

Lemma 2 provides a very natural construction for a pair of distributions whose low-order moments match: simply begin with any polynomial P of degree k with k distinct (real) roots x_1, \dots, x_k , and define the signed measure m , supported at the roots of P , with $m(x_i) = \frac{1}{P'(x_i)}$. Define distribution p^+ to be the positive portion of m , normalized so as to be a distribution, and define p^- to be the negative portion of m scaled so as to be a distribution. Note that provided $k \geq 2$, the

scaling factor for p^+ and p^- will be identical, as Lemma 2 guarantees that $\sum_{i=1}^j \frac{1}{P'(x_i)} = 0$, and hence the first $k - 2$ moments of p^+ and p^- will agree.

Proposition 2 will follow from setting the polynomial P of the above construction to be the k th Chebyshev polynomial (of the first kind) T_k . We require the following properties of the Chebyshev polynomials, which can be easily verified by leveraging the trigonometric definition of the Chebyshev polynomials: $T_k(\cos(t)) = \cos(kt)$, and the fact that derivative satisfies $T_k'(x) = k \cdot U_{k-1}$ where U_j is the j th Chebyshev polynomial of the second kind, satisfying $U_j(\cos(t)) = \frac{\sin((j+1)t)}{\sin t}$.

Fact 6. Let x_1, \dots, x_k denote the roots of T_k , with $x_i = -\cos\left(\frac{(1+2(i-1))\pi}{2k}\right)$, and set $y_i = 1/T_k'(x_i) = \frac{1}{kU_{k-1}x_i}$.

1. For $i \leq n/2$, $\frac{i}{k^2} \leq |y_i| \leq i \frac{\pi}{k^2}$.
2. For $i \leq n/2$, $\frac{5i}{k^2} \leq |x_{i+1} - x_i| \leq \frac{10i}{k^2}$.
3. $\sum_{i=1}^{n/2} y_{2i-1} = -\sum_{i=1}^{n/2} y_{2i} \in [\frac{1}{4}, \frac{1}{2}]$. (Hence the scaling factor required to make the distributions from the signed measure is at least 2.)

We now put the pieces together to complete the proof of Proposition 2.

Proof of Proposition 2. By construction, and Lemma 2, letting p^+ denote the distribution corresponding to the positive portion of the signed measure corresponding to T_k , and p^- corresponding to the negative portion of the signed measure, we have that p^+ and p^- each consist of $k/2$ point masses, located at values in the interval $[-1, 1]$, and the first $k - 2$ moments of p^+ and p^- are identical.

To lower bound the earthmover distance between p^+ and p^- , note that all the mass in p^+ must be moved to the support of p^- . Hence the distance is lower bounded by the sum:

$$\sum_{i=1}^{k/4} 2y_{2i}|x_{2i} - x_{2i-1}| \geq \sum_{i=1}^{k/4} 2 \frac{2i}{k^2} \cdot \frac{10i}{k^2} = \frac{40}{k^4} \sum_{i=1}^{k/4} i^2 \geq \frac{40}{64k}.$$

□

5 Empirical Performance

We evaluate the performance of our population spectrum recovery algorithm on a variety of synthetic distributions, for a range of dimensions and sample sizes. Recall that our algorithm consists of first applying Algorithm 1 to estimate the first k moments of the population spectral distribution, and then applying Algorithm 2 to recover a distribution whose moments closely match the estimated moments. Our matlab implementation is available from our websites.

5.1 Implementation Details and Results

We evaluated our algorithm on four different types of population spectral distributions:

1. The first setting has identity population covariance, $\Sigma = \mathbf{I}_d$.
2. The second setting is a “two spike” distribution, with $d/2$ eigenvalues equal to 1 and $d/2$ eigenvalues equal to 2.

3. In third setting, the eigenvalues of the population covariance are $\{2/d, 4/d, 6/d, \dots, 2\}$, corresponding to a (discretized) uniform distribution over the range $[0, 2]$.
4. The final setting has the population covariance matrix set to a d -dimensional Toeplitz matrix: $\Sigma_{i,j} = 0.3^{|i-j|}$.

In all runs of our algorithm, we set the number of moments, $k = 7$. We note that with fewer moments, the results are not as good for the more complex population spectral distributions (uniform, and Toeplitz). Increasing k beyond 7 does not seem to significantly the results, for the dimension and sample sizes that we consider.

One possibly delicate implementation issue is due to the higher variance of our estimates of the higher-order moments. For this reason, in the linear program reconstruction of the distribution from the moment estimates (Algorithm2), the objective function of the linear program weights the discrepancy between the i th moment of the returned distribution and the i th estimated moment by a coefficient $1/(c_i \hat{\alpha}_i)$, where $\hat{\alpha}_i$ is the i th estimated moment, and c_i is a scaling factor designed to capture the (multiplicative) standard deviation of the estimate. In our experiments, we set c_i so that this weighting corresponds to the standard deviation in the i th moment, implied by our Theorem 1. While we don't have good bounds on the function $f(i)$ in this theorem, we use the loose bound of $f(i) \leq (2i)^{2i}$. This corresponds to setting $c_i = (2i)^{2i \frac{\max(d^{i/2-1}, 1)}{n^{i/2}}}$. We note that it is quite likely that the performance can be improved with a more careful weighting function.

For each of the four types of population spectral distributions, we evaluate our algorithm for a variety of dimensions, and sample sizes, with $d \in \{512, 1024, 2048, 4096, 8192\}$, and for each value of d , we consider sample sizes $n = \{d/16, d/8, d/4, d/2, d, 2d\}$. For each setting, we run our algorithm 5 times on independently drawn data. We plot the results of each run, showing the cdf of the estimated spectral distribution (red), together with the cdf of the population spectral distribution (blue), and the cdf of the empirical spectral distribution (cyan).

We note that even for the more difficult distributions—the uniform and Toeplitz distribution—our approach has consistently good performance, even in the $n < d$ regime, particularly for large d .

References

- [1] Yi Li, Huy L Nguyễn, and David P Woodruff. On sketching matrix norms and the top singular vector. In *Proceedings of the Twenty-Fifth Annual ACM-SIAM Symposium on Discrete Algorithms*, pages 1562–1581. SIAM, 2014.
- [2] Noga Alon, Raphael Yuster, and Uri Zwick. Finding and counting given length cycles. *Algorithmica*, 17(3):209–223, 1997.
- [3] Moritz Hardt, Katrina Ligett, and Frank McSherry. A simple and practical algorithm for differentially private data release. In *Advances in Neural Information Processing Systems*, pages 2339–2347, 2012.
- [4] Michael W Mahoney. Randomized algorithms for matrices and data. *Foundations and Trends® in Machine Learning*, 3(2):123–224, 2011.
- [5] Daniel M Kane, Jelani Nelson, and David P Woodruff. On the exact space complexity of sketching and streaming small norms. In *Proceedings of the twenty-first annual ACM-SIAM symposium on Discrete Algorithms*, pages 1161–1178. Society for Industrial and Applied Mathematics, 2010.
- [6] Vladimir A Marčenko and Leonid Andreevich Pastur. Distribution of eigenvalues for some sets of random matrices. *Sbornik: Mathematics*, 1(4):457–483, 1967.
- [7] Jack W Silverstein. Strong convergence of the empirical distribution of eigenvalues of large dimensional random matrices. *Journal of Multivariate Analysis*, 55(2):331–339, 1995.
- [8] Zhidong Bai and Jack W Silverstein. *Spectral analysis of large dimensional random matrices*, volume 20. Springer, 2010.
- [9] Nouredine El Karoui. Spectrum estimation for large dimensional covariance matrices using random matrix theory. *Ann. Statist.*, 36(6):2757–2790, 12 2008.
- [10] Peter J Bickel and Elizaveta Levina. Regularized estimation of large covariance matrices. *The Annals of Statistics*, pages 199–227, 2008.
- [11] Z Burda, A Görlich, A Jarosz, and J Jurkiewicz. Signal and noise in correlation matrix. *Physica A: Statistical Mechanics and its Applications*, 343:295–310, 2004.
- [12] L. Kantorovich and G. Rubinstein. On a functional space and certain extremal problems. *Dokl. Akad. Nauk. SSSR (Russian)*, (115):1058–1061, 1957.
- [13] Gregory Valiant and Paul Valiant. Estimating the unseen: an $n/\log(n)$ -sample estimator for entropy and support size, shown optimal via new clts. In *Proceedings of the forty-third annual ACM symposium on Theory of computing*, pages 685–694. ACM, 2011.
- [14] Ren-Cang Li. Vandermonde matrices with chebyshev nodes. *Linear Algebra and its Applications*, 428(8):1803–1832, 2008.

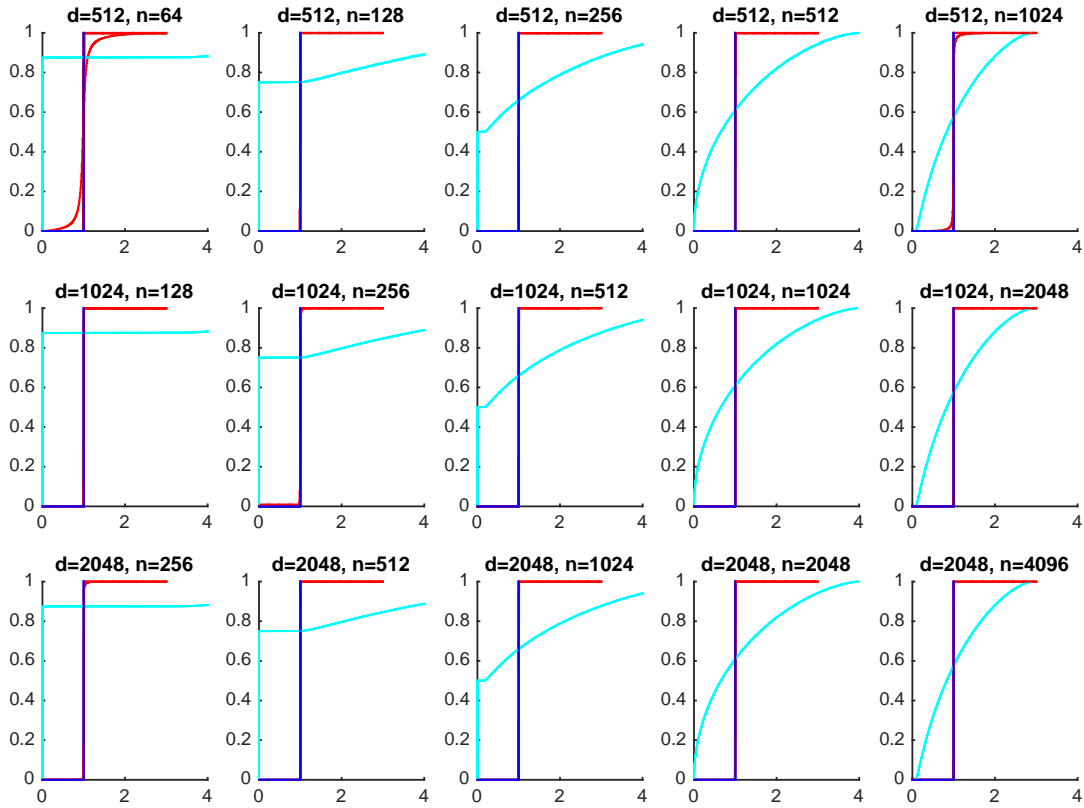


Figure 2: Results on reconstructing the population spectrum for covariance $\Sigma = I_d$ for a range of sample sizes and dimensions. Red lines depict the cdf of the distribution recovered by our algorithm over independent trials, the blue line depicts the cdf of the true population spectral distribution, and the cyan line depicts the cdf of empirical spectral distribution (in one of the trials).

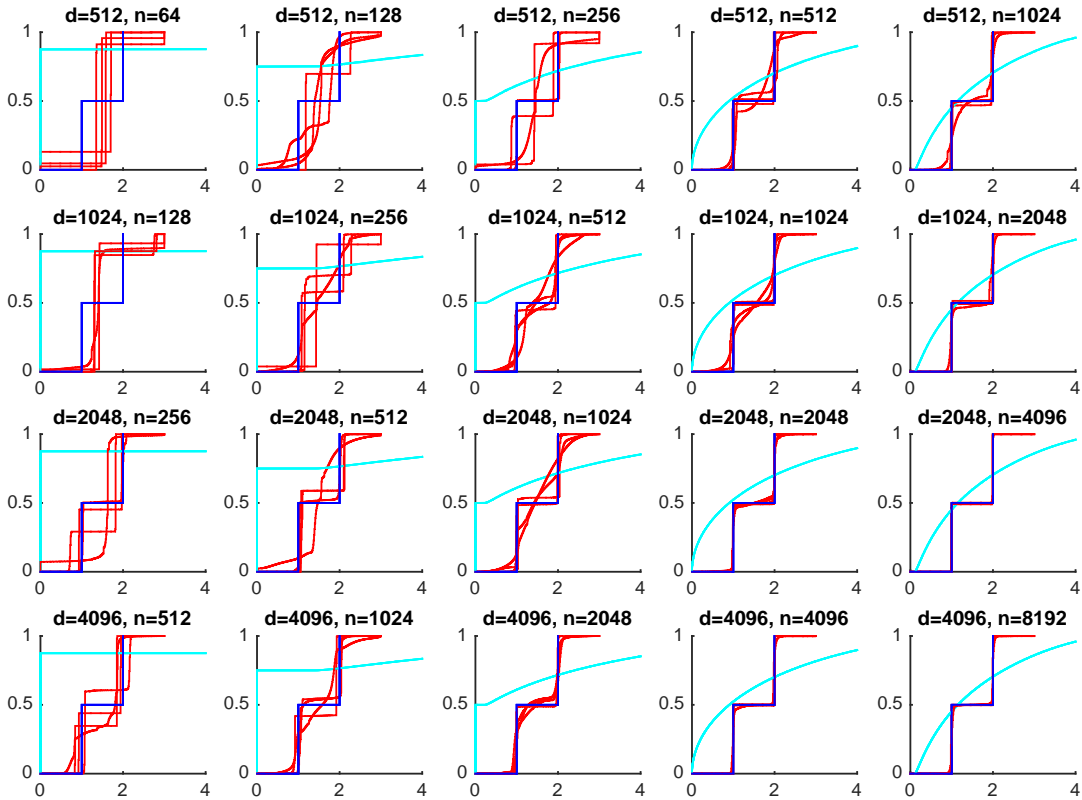


Figure 3: Results on reconstructing the population spectrum for covariance matrix with $d/2$ eigenvalues of 1, and $d/2$ eigenvalues of 2. Red lines depict the cdf of the distribution recovered by our algorithm over independent trials, the blue line depicts the cdf of the true population spectral distribution, and the cyan line depicts the cdf of empirical spectral distribution (in one of the trials).

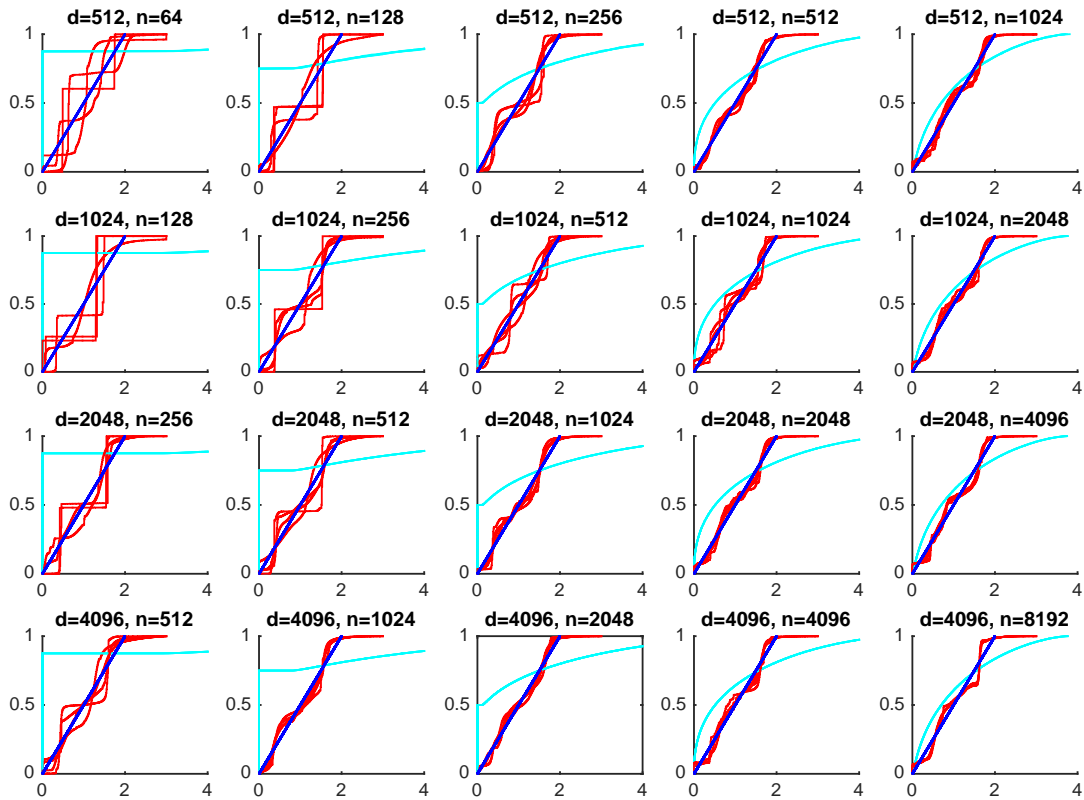


Figure 4: Results on reconstructing the population spectrum for a covariance matrix whose eigenvalues correspond to the discretized uniform distribution on the interval $[0, 2]$. Red lines depict the cdf of the distribution recovered by our algorithm over independent trials, the blue line depicts the cdf of the true population spectral distribution, and the cyan line depicts the cdf of empirical spectral distribution (in one of the trials).

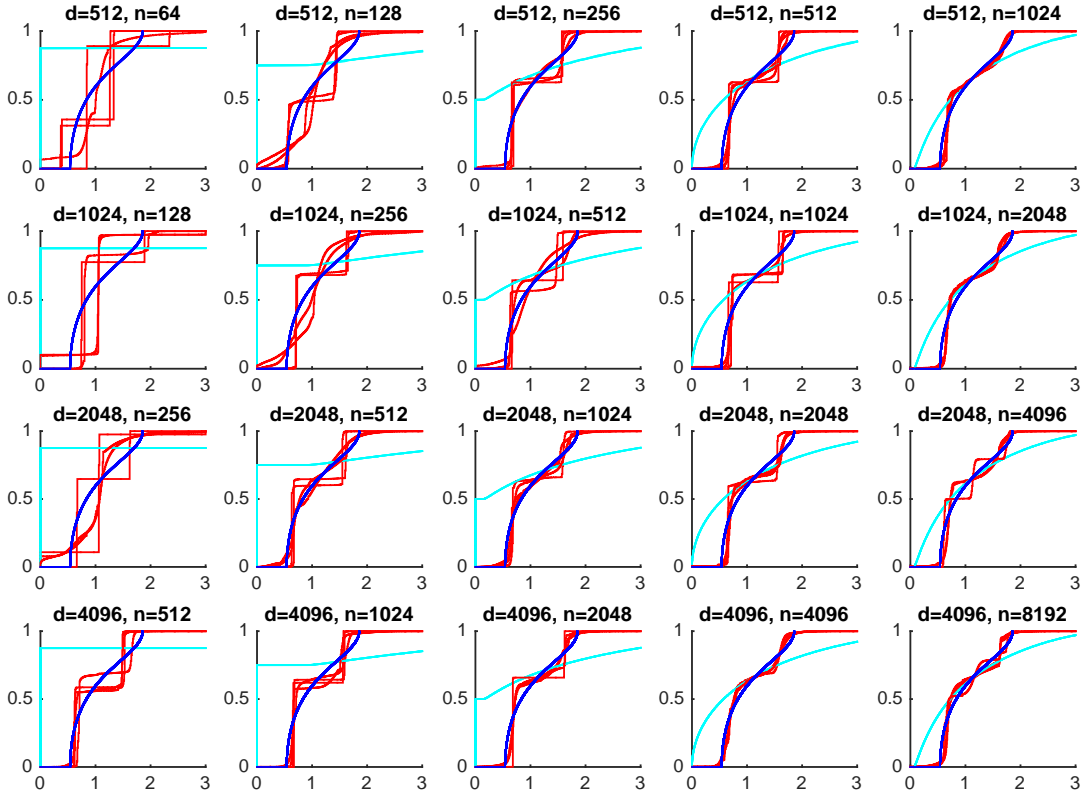


Figure 5: Results on reconstructing the population spectrum for covariance $\Sigma = T$ where $T_{i,j} = 0.3^{|i-j|}$ is a $d \times d$ Toeplitz matrix. Red lines depict the cdf of the distribution recovered by our algorithm over independent trials, the blue line depicts the cdf of the true population spectral distribution, and the cyan line depicts the cdf of empirical spectral distribution (in one of the trials).

A Proof of Proposition 4

In this section we prove Proposition 4 to establish the bound on the variance of our moment estimator. See the discussion at the end of Section 2.1 for the high-level proof approach. The following definitions will be useful for defining a partition of the set of increasing cycles.

Definition 4. Let $P = \{P_1, \dots, P_m\}$ denote a partition of variables $\{\sigma, \pi\}$ where each set P_i has size at most 2, and let $Q = \{Q_1, \dots, Q_w\}$ denote a partition of variables $\{\delta, \gamma, \delta', \gamma'\}$. We use the notational shorthand $P(x)$ to indicate the set in P which contains variable x , and analogously for $Q(x)$. We say that (σ, π) are subject to P , if it holds that two variables in σ, π have the same value if and only if they fall in the same class of P .

To illustrate, if (σ, π) is subject to P_1 and $P_1 = \{\sigma_1, \pi_2\}$, then it must be the case that $\sigma_1 = \pi_2$.

Definition 5. We say that $(\delta, \gamma, \delta', \gamma')$ is subject to the partition $Q = (Q_1, \dots, Q_w)$, if, for every pair of variables in the set $\delta, \gamma, \delta', \gamma'$ that are in the same partition, Q_i , they have the same value. In contrast to the definition for (σ, π) being subject to P , this is not an if, and only if: two variables in different partitions, Q_i, Q_j can take the same value.

Definition 6. We say that a partition $Q = \{Q_1, \dots, Q_w\}$ of the variables $\{\delta, \gamma, \delta', \gamma'\}$ respects the partition $P = (P_1, \dots, P_m)$ of the variables $\{\sigma, \pi\}$ if each partition Q_i is contained in some set $P_j^* = \{\delta_\ell, \gamma_\ell | \sigma_\ell \in P_j\} \cup \{\delta'_\ell, \gamma'_\ell | \pi_\ell \in P_j\}$.

Definition 7. Given partitions $Q = (Q_1, \dots, Q_w)$ and P , such that Q respects P , we say that a list of variables $(\delta, \gamma, \delta', \gamma')$ is subject to (P, Q) if

1. $(\delta, \gamma, \delta', \gamma')$ is subject to Q ,
2. for every pair of variables $(x, y) \in P_j^* = \{\delta_\ell, \gamma_\ell | \sigma_\ell \in P_j\} \cup \{\delta'_\ell, \gamma'_\ell | \pi_\ell \in P_j\}$, then $x = y$ if and only if x and y are in the same partition of Q .

Throughout we will only refer to pairs (P, Q) for which Q respects P .

Fact 7. Given values of $\sigma, \pi, \delta, \gamma, \delta', \gamma'$, there is a unique pair (P, Q) where (σ, π) is subject to P , $(\delta, \gamma, \delta', \gamma')$ is subject to (P, Q) . We say that $\sigma, \pi, \delta, \gamma, \delta', \gamma'$ is subject to (P, Q) .

Proof. P can be uniquely determined by the values of σ, π , after which Q can be determined by $\delta, \gamma, \delta', \gamma'$. \square

Fact 8. Given any $(\sigma, \pi, \delta, \gamma, \delta', \gamma')$ and $(\sigma^1, \pi^1, \delta^1, \gamma^1, \delta'^1, \gamma'^1)$ subject to (P, Q) , we have

$$\mathbf{E}\left[\prod_{i=1}^k \mathbf{X}_{\sigma_i \delta_i} \mathbf{X}_{\sigma_i \gamma_i} \mathbf{X}_{\pi_i \delta'_i} \mathbf{X}_{\pi_i \gamma'_i}\right] = \mathbf{E}\left[\prod_{i=1}^k \mathbf{X}_{\sigma_i^1 \delta_i^1} \mathbf{X}_{\sigma_i^1 \gamma_i^1} \mathbf{X}_{\pi_i^1 \delta_i'^1} \mathbf{X}_{\pi_i^1 \gamma_i'^1}\right]$$

The above fact follows from the observation that the value of $\mathbf{E}\left[\prod_{i=1}^k \mathbf{X}_{\sigma_i \delta_i} \mathbf{X}_{\sigma_i \gamma_i} \mathbf{X}_{\pi_i \delta'_i} \mathbf{X}_{\pi_i \gamma'_i}\right]$ is can be determined only by the pair (P, Q) that $(\sigma, \pi, \delta, \gamma, \delta', \gamma')$ subjects to. With the help of Fact 8, we are able to consider all the terms in a single (P, Q) class together because they all have the same \mathbf{X} “part” in expectation.

Fact 9. Given $\sigma, \pi, \delta, \gamma, \delta', \gamma'$ subject to (P, Q) , a necessary condition for

$$\mathbf{E}\left[\prod_{i=1}^k \mathbf{X}_{\sigma_i \delta_i} \mathbf{X}_{\sigma_i \gamma_i} \mathbf{X}_{\pi_i \delta'_i} \mathbf{X}_{\pi_i \gamma'_i}\right] - \mathbf{E}\left[\prod_{i=1}^k \mathbf{X}_{\sigma_i \delta_i} \mathbf{X}_{\sigma_i \gamma_i}\right] \mathbf{E}\left[\prod_{i=1}^k \mathbf{X}_{\pi_i \delta'_i} \mathbf{X}_{\pi_i \gamma'_i}\right]$$

to be non-zero is that $|Q_i|$ is even for all $i \in \{1, \dots, w\}$ and there exists $\pi_j \in P(\sigma_i)$ and $(\delta_j$ or $\gamma_j \in Q(\delta_i))$. We call these (P, Q) **non-zero**.

If for some i , $|Q_i|$ is not even, there exists some entry X_{ij} whose number of occurrence in the product is 1 and thus the expectation term will be zero. Otherwise if there doesn't exist $\pi_j \in P(\sigma_i)$ and δ_j or $\gamma_j \in Q(\delta_i)$, the product $\prod_{i=1}^k \mathbf{X}_{\sigma_i \delta_i} \mathbf{X}_{\sigma_i \gamma_i}$ will be independent of $\prod_{i=1}^k \mathbf{X}_{\pi_i \delta'_i} \mathbf{X}_{\pi_i \gamma'_i}$ which also yields zero for the above formula.

Given (P, Q) and $(\sigma, \pi, \delta, \gamma, \delta', \gamma')$ subject to (P, Q) , we have the following two definitions:

Definition 8. The product $T_{x_1, y_1} T_{x_2, y_2} \dots T_{x_p, y_p}$ is called a **free cycle** of length p if and only if for any i , variables $y_i \in P(x_{i+1})$ and $|P(x_{i+1})| = 2$. Similarly, the product $T_{x_1, y_1} T_{x_2, y_2} \dots T_{x_p, y_p}$ is called an **arc** of length p if and only if for i from 1 to $p-1$, $y_i \in P(x_{i+1})$ and $|P(x_{i+1})| = 2$, $|P(x_1)| > 2$ and $|P(y_p)| > 2$.

Lemma 3. Given $Q = \{Q_1, \dots, Q_w\}$ as a partition of variables $\delta, \delta', \gamma, \gamma'$ where each Q_i has size either 2 or 4,

$$\sum_{(\delta, \gamma, \delta', \gamma') | Q} \prod_{i=1}^k \mathbf{T}_{\delta_i, \gamma_{i+1}} \mathbf{T}_{\delta'_i, \gamma'_{i+1}} = \sum_{x_1, \dots, x_\xi, y_1, \dots, y_\xi} \prod_{i=1}^{\xi} (T^{l_i})_{x_i, y_i} \prod_j^{\eta} \text{tr}(T^{p_j}) \leq \prod_{i=1}^{\xi} \text{tr}(T^{2l_i})^{1/2} \prod_j^{\eta} \text{tr}(T^{p_j})$$

where $x_1, \dots, x_\xi, y_1, \dots, y_\xi$ are aliases of variables in $(\delta, \gamma, \delta', \gamma')$ in a set of size 4 of Q . $\prod_{i=1}^k \mathbf{T}_{\delta_i, \gamma_{i+1}} \mathbf{T}_{\delta'_i, \gamma'_{i+1}}$ contains ξ arcs of lengths l_1, \dots, l_ξ , η free cycles of lengths p_1, \dots, p_η

Proof. The first equality follows from re-grouping the terms in the product. The inequality is obtained by applying the following lemma (Lemma 4). \square

Lemma 4. Let $R = \sum_{a_1, \dots, a_r} \prod_{s=1}^{\xi} g_s(a_{h_s}, a_{t_s})$ be a function of a_1, \dots, a_r , where each a_i occurs at least four times. Then, $R^2 \leq \prod_{s=1}^{\xi} \sum_{a_{h_s}, a_{t_s}} g_s^2(a_{h_s}, a_{t_s})$.

Proof. We proceed by induction on r . Assume the inequality holds for $r = r^* - 1$. Then for $r = r^*$ $R = \sum_{a_{r^*}} (\sum_{a_1, \dots, a_{r^*-1}} \prod_{s=1}^{\xi} g_s(a_{h_s}, a_{t_s}))$. We can use the inductive assumption on the sum inside the bracket where we treat a_{r^*} as constant,

$$R \leq \left(\sum_{a_{r^*}} \prod_{s: h_s = r^* \vee t_s = r^*} \sqrt{\sum_{a_{h_s}: h_s \neq r^*} \sum_{a_{t_s}: t_s \neq r^*} g_s^2(a_{h_s}, a_{t_s})} \right) \prod_{s: h_s \neq r^* \wedge t_s \neq r^*} \sqrt{\sum_{a_{h_s}, a_{t_s}} g_s^2(a_{h_s}, a_{t_s})}$$

Since r^* occurs more than 2 times, we can use the Cauchy-Schwarz inequality in the bracket. Assume $g_{i_1}, g_{i_2} \dots g_{i_\xi}$ are the functions in the second product. Also for simplicity we will assume

$h_{i_1} = r^*$ and $t_{i_1} \neq r^*$, the other cases are analogous. Then

$$\begin{aligned}
R^2 &\leq \left(\sum_{a_{r^*}, a_{t_{i_1}}} g_{i_1}^2(a_{r^*}, a_{t_{i_1}}) \right) \left(\sum_{a_{r^*}} \left(\prod_{j=2}^{\xi} \sum_{a_{h_{i_j}}: h_{i_j} \neq r^*} \sum_{a_{t_{i_j}}: t_{i_j} \neq r^*} g_{i_j}^2(a_{h_{i_j}}, a_{t_{i_j}}) \right) \right) \prod_{s: h_s \neq r^* \wedge t_s \neq r^*} \sum_{a_{h_s}, a_{t_s}} g_s^2(a_{h_s}, a_{t_s}) \\
&\leq \left(\sum_{a_{r^*}, a_{t_{i_1}}} g_{i_1}^2(a_{r^*}, a_{t_{i_1}}) \right) \left(\prod_{j=2}^{\xi} \sum_{a_{h_{i_j}}, a_{t_{i_j}}} g_{i_j}^2(a_{h_{i_j}}, a_{t_{i_j}}) \right) \prod_{s: h_s \neq r^* \wedge t_s \neq r^*} \sum_{a_{h_s}, a_{t_s}} g_s^2(a_{h_s}, a_{t_s}) \\
&\leq \prod_{s=1}^{\xi} \sum_{a_{h_s}, a_{t_s}} g_s^2(a_{h_s}, a_{t_s})
\end{aligned}$$

For the second in equality we use the non-negativity of $g_{i_j}^2$ □

Lemma 5. *Given $(P = \{P_1, \dots, P_m\}, Q = \{Q_1, \dots, Q_w\})$ which is non-zero, let (σ, π) be subject to P , and $(\delta, \gamma, \delta', \gamma')$ subject to Q . Suppose $\prod_{i=1}^k \mathbf{T}_{\delta_i, \gamma_{i+1}} \mathbf{T}_{\delta'_i, \gamma'_{i+1}}$ contains ξ arcs of lengths l_1, \dots, l_{ξ} , η free cycles of lengths p_1, \dots, p_{η} , the following bound of $\xi/2 + \eta$ holds*

$$\xi/2 + \eta \leq 2k - m$$

Proof. We proceed by induction on k ; suppose the claim holds for $k - 1$. For k ,

- If $m > k$, there will be at least one of $P(\sigma_a) = \{\sigma_a\}, Q(\delta_a) = \{\delta_a, \gamma_a\}$ and one $P(\pi_b) = \{\pi_b\}, Q(\delta'_a) = \{\delta'_a, \gamma'_a\}$, we delete $\sigma_a, \delta_a, \gamma_a, \pi_b, \delta'_b, \gamma'_b$ and for $a < i \leq k$ rename $\sigma_i, \delta_i, \gamma_i$ as $\sigma_{i-1}, \delta_{i-1}, \gamma_{i-1}$, for $b < j \leq k$ rename $\pi_j, \delta'_j, \gamma'_j$ as $\sigma_{i-1}, \delta_{i-1}, \gamma_{i-1}$. It's easy to check that neither the number of free cycles nor the number of arcs decreases. By the inductive assumption, $\xi/2 + \eta \leq 2(k - 1) - (m - 2) = 2k - m$.
- If $m = k$, each P_i will be size 2.
 - If there exists $Q_i = \{\delta_a, \gamma_a, \delta'_b, \gamma'_b\}$, each elements of Q_i will be a head of some arc and each arc has 2 heads, deleting all elements of Q_i can incur a decrease of ξ of 2, by induction assumption we have $\xi/2 + \eta - 1 \leq 2(k - 1) - (m - 1) = 2k - m - 1$.
 - Finally if each Q_i has size 2, in this case there is no arcs but only free cycles, pick i, j such that $P(\sigma_i) = \{\sigma_i, \pi_j\}$ and $Q(\delta_i) = \{\delta_i, \delta'_j\}$ or $Q(\delta_i) = \{\delta_i, \gamma'_j\}$, there is actually no difference but for simplicity we assume $Q(\delta_i) = \{\delta_i, \delta'_j\}$, such i, j must exist because (P, Q) is non-zero. We do the same thing as before to delete $\{\delta_i, \delta'_j, \gamma_i, \gamma'_j\}$ and rename other terms, the free cycle containing the original δ_i, δ'_j will be connected with the free cycle containing γ_i, γ'_j ; thus by the inductive assumption, $\xi/2 + (\eta - 1) \leq 2(k - 1) - (m - 1) = 2k - m - 1$.
- If $k = 1$, $P = (\sigma_1, \pi_1)$ is fixed, there are two possible cases for Q
 - $Q_1 = \delta_1, \gamma_1, \delta'_1, \gamma'_1$, in this case $\xi = 2$ and $\xi/2 + \eta \leq 2k - m$.
 - $Q_1 = \delta_1, \delta'_1, Q_2 = \gamma_1, \gamma'_1$, in this case $\eta = 1$ and $\xi/2 + \eta \leq 2k - m$.

□

Lemma 6. Given $P = \{P_1, \dots, P_m\}$, for any $Q = \{Q_1, \dots, Q_w\}$ such that (P, Q) is non-zero, the sum of \mathbf{T} “part” over all $(\delta, \gamma, \delta', \gamma')$ respecting Q satisfies the following bound:

$$\sum_{(\delta, \gamma, \delta', \gamma')|Q} \prod_{i=1}^k \mathbf{T}_{\delta_i, \gamma_{i+1}} \mathbf{T}_{\delta'_i, \gamma'_{i+1}} \leq \|T\|_{4m-4k+2}^{2m-2k+1} \|T\|_2^{4k-2m-1}$$

Proof. Note that by Lemma 3, we have

$$\sum_{(\delta, \gamma, \delta', \gamma')|Q} \prod_{i=1}^k \mathbf{T}_{\delta_i, \gamma_{i+1}} \mathbf{T}_{\delta'_i, \gamma'_{i+1}} \leq \prod_{i=1}^{\xi} \text{tr}(T^{2l_i})^{1/2} \prod_j^{\eta} \text{tr}(T^{p_j})$$

where $\sum_{i=1}^{\xi} l_i + \sum_{i=1}^{\eta} p_i = 2k$ and by Lemma 5 that $\xi/2 + \eta \leq 2k - m$. Note that

$$\begin{aligned} \|T\|_{2a}^a \|T\|_{2b}^b &\geq \|A\|_{a+b}^{a+b} \\ \|T\|_a^a \|T\|_b^b &\geq \|T\|_{a-1}^{a-1} \|T\|_{b+1}^{b+1} \\ \|T\|_a^a \|T\|_b^b &\geq \|T\|^{a+b} \end{aligned} \quad a > b$$

It's easy to see that the worst case of configuration is $\xi = 2(2k - m)$ and $l = (2m - 2k + 1, 1, \dots, 1)$. Thus $\prod_{i=1}^{\xi} \text{tr}(T^{2l_i})^{1/2} \prod_j^{\eta} \text{tr}(T^{p_j}) \leq \|T\|_{4m-4k+2}^{2m-2k+1} \|T\|_2^{4k-2m-1}$. □

Lemma 7. Given $(P = \{P_1, \dots, P_m\}, Q = \{Q_1, \dots, Q_w\})$ which is non-zero,

$$\sum_{(\delta, \gamma, \delta', \gamma')|(P, Q)} \prod_{i=1}^k \mathbf{T}_{\delta_i, \gamma_{i+1}} \mathbf{T}_{\delta'_i, \gamma'_{i+1}} \leq 2^{2k} \|T\|_{4m-4k+2}^{2m-2k+1} \|T\|_2^{4k-2m-1}$$

Proof. Notice that the difference between constraint $(\delta, \gamma, \delta', \gamma')|(P, Q)$ and $(\delta, \gamma, \delta', \gamma')|Q$ is that the first one contains inequality constraints while the second one only has equality constraints, let these inequalities be I_1, I_2, \dots, I_h . We can apply Inclusion-Exclusion principle

$$\begin{aligned} \sum_{(\delta, \gamma, \delta', \gamma')|(P, Q)} \prod_{i=1}^k \mathbf{T}_{\delta_i, \gamma_{i+1}} \mathbf{T}_{\delta'_i, \gamma'_{i+1}} &= \sum_{(\delta, \gamma, \delta', \gamma')|Q} \prod_{i=1}^k \mathbf{T}_{\delta_i, \gamma_{i+1}} \mathbf{T}_{\delta'_i, \gamma'_{i+1}} - \sum_a \sum_{(\delta, \gamma, \delta', \gamma')|Q, \bar{I}_a} \prod_{i=1}^k \mathbf{T}_{\delta_i, \gamma_{i+1}} \mathbf{T}_{\delta'_i, \gamma'_{i+1}} \\ &+ \sum_{a < b} \sum_{(\delta, \gamma, \delta', \gamma')|Q, \bar{I}_a, \bar{I}_b} \prod_{i=1}^k \mathbf{T}_{\delta_i, \gamma_{i+1}} \mathbf{T}_{\delta'_i, \gamma'_{i+1}} - \sum_{a < b < c} \sum_{(\delta, \gamma, \delta', \gamma')|Q, \bar{I}_a, \bar{I}_b, \bar{I}_c} \prod_{i=1}^k \mathbf{T}_{\delta_i, \gamma_{i+1}} \mathbf{T}_{\delta'_i, \gamma'_{i+1}} \dots \end{aligned}$$

Let \bar{I} be the complement of constraint I . It's not hard to see that constraint of the form $(\delta, \gamma, \delta', \gamma')|Q, \bar{I}_a, \bar{I}_b$ is equivalent to $(\delta, \gamma, \delta', \gamma')|Q'$ for some Q' where Q' respects P . Note that if (P, Q) is non-zero, so is (P, Q') and hence Lemma 6 can be applied for each term in above formula. The number of inequalities can be bounded by $2k$, because each inequality corresponds to a pair Q_a, Q_b and a set P_i^* satisfying $Q_a, Q_b \subset P_i^*$. Thus the size of partition P being at most $2k$ give us a $2k$ upper bound on the number of inequalities. The number of “sum of product” terms coming from inclusion-exclusion principle equals to the number of subsets of the inequality sets which is bounded by 2^{2k} . Thus the claimed bound is proved. □

Proof of Proposition 4. For each non-zero $(P = \{P_1, \dots, P_m\}, Q = \{Q_1, \dots, Q_w\})$, its contribution to the variance is:

$$\begin{aligned} \frac{1}{|S|^2} \sum_{(\sigma, \pi, \delta, \gamma, \delta', \gamma') | (P, Q)} & (\mathbf{E}[\prod_{i=1}^k \mathbf{X}_{\sigma_i \delta_i} \mathbf{X}_{\sigma_i \gamma_i} \mathbf{X}_{\pi_i \delta'_i} \mathbf{X}_{\pi_i \gamma'_i}] - \mathbf{E}[\prod_{i=1}^k \mathbf{X}_{\sigma_i \delta_i} \mathbf{X}_{\sigma_i \gamma_i}] \mathbf{E}[\prod_{i=1}^k \mathbf{X}_{\pi_i \delta'_i} \mathbf{X}_{\pi_i \gamma'_i}]) \prod_{i=1}^k \mathbf{T}_{\delta_i, \gamma_{i+1}} \mathbf{T}_{\delta'_i, \gamma'_{i+1}} \\ & \leq \frac{C}{|S|^2} \sum_{(\sigma, \pi, \delta, \gamma, \delta', \gamma') | (P, Q)} \prod_{i=1}^k \mathbf{T}_{\delta_i, \gamma_{i+1}} \mathbf{T}_{\delta'_i, \gamma'_{i+1}} \leq C \frac{n^m}{n^{2k}} \sum_{(\delta, \gamma, \delta', \gamma') | (P, Q)} \prod_{i=1}^k \mathbf{T}_{\delta_i, \gamma_{i+1}} \mathbf{T}_{\delta'_i, \gamma'_{i+1}} \\ & \leq C \frac{n^m}{n^{2k}} \|T\|_{4m-4k+2}^{2m-2k+1} \|T\|_2^{4k-2m-1} \end{aligned}$$

Where the last inequality comes from Lemma 7. If $k = 1$, we simply have $\frac{n^m}{n^{2k}} \|T\|_{4m-4k+2}^{2m-2k+1} \|T\|_2^{4k-2m-1} \leq \frac{1}{n} \|T\|_k^{2k}$. Otherwise by Holder's inequality,

$$\begin{aligned} \|T\|_2 & \leq p^{1/2-1/k} \|T\|_k \\ \|T\|_{4m-4k+2}^{2m-2k+1} & \leq p^{1/2-(2m-2k+1)/k} \|T\|_k^{2m-2k+1} \quad 2(2m-2k+1) \leq k \end{aligned}$$

Thus

$$\|T\|_{4m-4k+2}^{2m-2k+1} \|T\|_2^{4k-2m-1} \leq \begin{cases} p^{2k-m-2} \|T\|_k^{2k} & 2(2m-2k+1) \leq k \\ p^{2k-\frac{1}{k}+(\frac{2}{k}-1)m-\frac{9}{2}} \|T\|_k^{2k} & o.w. \end{cases}$$

And the first case is maximized when $m = k$, the second case is maximized when $2(2m-2k+1) = k$ and both are bounded by $\frac{p^{k-2}}{n^k}$ which means for each non-zero (P, Q) its contribution is bounded by $C_k \frac{p^{k-2}}{n^k}$. The number of pairs, (P, Q) , is a function that only depends on k ; merging all terms that depend only on k into the $f(k)$ term, we have the claimed proposition. \square

B Proof of Proposition 1

Here we prove Proposition 1, restated below for convenience. The proof follows the general approach outlined in Section 4.1, though requires bounds on the coefficients of the interpolating polynomial to establish the robust proposition.

Proposition 1. *Given two distribution with respective density functions p, q supported on $[a, b]$ whose first k moments are $\boldsymbol{\alpha} = (\alpha_1, \dots, \alpha_k)$ and $\boldsymbol{\beta} = (\beta_1, \dots, \beta_k)$, respectively, the earthmover distance, $d_W(p, q)$, between p and q is bounded by:*

$$d_W(p, q) \leq C \frac{b-a}{k} + g(k)(b-a) \|\boldsymbol{\alpha} - \boldsymbol{\beta}\|_2,$$

where C is an absolute constant, and $g(k)$ is exponential in k .

Proof. As in the proof of the nonrobust version of the Proposition given in Section 4.1, for any Lipschitz function f , we will consider a smoothed version $f_s = f * \hat{b}_c$, and a degree k polynomial approximation, P . In analogy with Equation 3 in the proof of the nonrobust version of the Proposition given in Section 4.1, we have the following bound on the integral of f with $p - q$:

$$d_W(p, q) \leq 2|f - P_k|_\infty + (\boldsymbol{\alpha} - \boldsymbol{\beta}) \mathbf{c}^T,$$

where $\mathbf{c} = (c_1, c_2, \dots, c_k)$ is the vector of coefficients of polynomial P .

We use the same polynomial P as constructed in the proof of the nonrobust case, which applies Fact 5 to yield the polynomial approximation of the function $f_s = f * \hat{b}_c$ constructed via interpolation on the Chebyshev nodes. Recall from the proof of the nonrobust case in Section 4.1, that the first term in the distance bound is bounded as $2|f - P|_\infty \leq O((b - a)/k)$.

To bound the remaining term, it suffices to bound the 2-norm of the vector of coefficients, \mathbf{c} . Note that $\mathbf{c} = \mathbf{V}_{k+1}^{-1} \mathbf{y}$ where \mathbf{V}_{k+1} is the $k + 1$ by $k + 1$ Vandermonde matrix with Chebyshev nodes, \mathbf{y} is the value of f_s on these locations. Since f_s is bounded by $O(b - a)$ (as, without loss of generality, f is assumed to take values in the range $[0, b - a]$ and $\|f_s - f\|_\infty \leq O(\frac{b-a}{k})$, see Equation 8), we can assume $\|\mathbf{y}\|_2 \leq O((b - a)\sqrt{k})$ without loss of generality. Hence the largest singular value of \mathbf{V}_{k+1}^{-1} is bounded by

$$\sqrt{\frac{2 \sum_{i=0}^k \sum_{j=0}^i a_{ij}^2}{k + 1}}, \quad (9)$$

where a_{ij} is the degree j coefficient of the i 'th Chebyshev polynomial (see [14], for example). In order to bound the sum of squares of these coefficients of the Chebyshev polynomial, note the recurrence relation for Chebyshev polynomials given by $T_{n+1}(x) = 2xT_n(x) - T_{n-1}(x)$, with $T_0(x) = 1$, and $T_1(x) = x$. Hence for the i th polynomial, we can loosely bound the sum of the squares of the coefficients as $\sqrt{\sum_{j=0}^i a_{ij}^2} \leq 3^i$. Plugging this in to bound $\|\mathbf{V}_{k+1}^{-1}\|$ yields:

$$\sqrt{\frac{2 \sum_{i=0}^k \sum_{j=0}^i a_{ij}^2}{k + 1}} \leq \sqrt{\frac{9^{k+1} - 1}{4(k + 1)}}.$$

Thus $\|\mathbf{c}\|_2 \leq O((b - a)\sqrt{k}\sqrt{\frac{9^{k+1}-1}{4(k+1)}}) \leq O((b - a)\frac{3^{k+1}}{2})$. Setting $g(k) = O(\frac{3^{k+1}}{2})$ yields the claimed Proposition. \square