

Throughput Analysis of Wireless Powered Cognitive Radio Networks with Compressive Sensing and Matrix Completion

Zhijin Qin, Yuanwei Liu, Yue Gao, Maged ElKashlan, and Arumugam Nallanathan

Abstract—In this paper, we consider a cognitive radio network in which energy constrained secondary users (SUs) can harvest energy from the randomly deployed power beacons (PBs). A new frame structure is proposed for the considered network. A wireless power transfer (WPT) model and a compressive spectrum sensing model are introduced. In the WPT model, a new WPT scheme is proposed, and the closed-form expressions for the power outage probability are derived. In compressive spectrum sensing model, two scenarios are considered: 1) Single SU, and 2) Multiple SUs. In the single SU scenario, in order to reduce the energy consumption at the SU, compressive sensing technique which enables sub-Nyquist sampling is utilized. In the multiple SUs scenario, cooperative spectrum sensing (CSS) is performed with adopting low-rank matrix completion technique to obtain the complete matrix at the fusion center. Throughput optimizations of the secondary network are formulated into two linear constrained problems, which aim to maximize the throughput of single SU and the CSS networks, respectively. Three methods are provided to obtain the maximal throughput of secondary network by optimizing the time slots allocation and the transmit power. Simulation results show that: 1) Multiple SUs scenario can achieve lower power outage probability than single SU scenario; and 2) The optimal throughput can be improved by implementing compressive spectrum sensing in the proposed frame structure design.

Keywords: Compressive sensing, low-rank matrix completion, spectrum sensing, sub-Nyquist sampling, wireless power transfer.

I. INTRODUCTION

ENERGY efficiency and spectrum efficiency are two critical issues in designing wireless networks. Recent developments in energy harvesting provides a promising technique to improve the energy efficiency in wireless networks. Different from harvesting energy from traditional energy sources (e.g., solar, wind, water, and other physical phenomena) [1], the emerging wireless power transfer (WPT) further underpins the trend of green communications by harvesting energy from radio frequency (RF) signals [2]. Inspiring by the great convenience offering by WPT, several works have been studied to investigate the performance of different kinds of energy constraint networks [3]–[6]. Two practical receiver architectures, namely a time switching receiver and a power splitting receiver, were proposed in a multi-input and multi-output (MIMO) system in [3], which laid a foundation in

the recent research of WPT. In [4], a new hybrid network architecture is designed to enable charging mobiles wirelessly in cellular networks. For cooperative systems, new power allocation strategies are proposed in a cooperative networks where multiple sources and destinations are communicated by an energy harvesting relay [5]. For non-orthogonal multiple access (NOMA) networks, in [6], a new cooperative simultaneously wireless information and power transfer NOMA protocol is proposed with considering the scenario where all users are randomly deployed.

Along with improving energy efficiency through energy harvesting, cognitive radio (CR) technique can improve the spectrum efficiency and capacity of wireless networks through dynamic spectrum access [7]. Therefore, in order to design networks which are both spectrum and energy efficient, the secondary users (SUs) in CR networks can be equipped with the energy harvesting capability. For the SUs powered by energy harvested from wireless radio frequency, high sampling rate is difficult to be achieved. To overcome this issue, compressive sensing (CS), which was initially proposed in [8], is introduced to wideband spectrum sensing in [9] to reduce the power consumption at SUs. As the spectrum of interest is normally underutilized in reality [10], [11], it exhibits a sparse property in frequency domain, which makes sub-Nyquist sampling possible by implementing the CS technique at SUs. In addition, when dealing with matrices containing limited available entries, low-rank matrix completion (MC) [12] was proposed to recover the complete matrix. As the sparse property of received signals can be transformed into low-rank property of the matrix constructed in the cooperative networks, in [13], the authors proposed to apply joint sparsity recovery and low-rank MC to reduce the sensing and transmission requirements and improve the sensing performance in CR networks. In order to improve robustness against channel noise, a denoised algorithm was proposed in [14] for compressive spectrum sensing at single SU and low-rank MC based spectrum sensing at multiple SUs.

A. Related works

Some throughput optimization works have been recently developed in wireless powered communication networks. The authors in [15] considered the throughput maximization problem for both battery-free and battery-deployed cases by optimizing the time slots for energy harvesting and data transmission. In addition, recent work [16]–[18] on the CR networks powered

Z. Qin, Y. Liu, Y. Gao and M. ElKashlan are with Queen Mary University of London, London, United Kingdom. (email: {z.qin; yuanwei.liu; yue.gao; maged.elkashlan}@qmul.ac.uk)

A. Nallanathan is with King's College London, London, United Kingdom. (email: arumugam.nallanathan@kcl.ac.uk)

by energy harvesting mainly focuses on the spatial throughput optimization under various constraints. The authors in [16] considered CR networks with an energy-harvesting SU with infinite battery capacity. The goal is to determine an optimal spectrum sensing policy that maximizes the expected total throughput subject to an energy causality constraint and a collision constraint. In order to improve both energy efficiency and spectral efficiency, the authors in [17] considered a similar network model and the stochastic optimization problem is formulated into a constrained partially observable Markov decision process. At the beginning of each time slot, a SU needs to determine whether to remain idle so as to conserve energy, or to execute spectrum sensing to acquire knowledge of the current spectrum occupancy state. The throughput is maximized by the design of a spectrum sensing policy and a detection threshold. The authors in [18] consider an energy constraint RF-powered CR network by optimizing the pair of the sensing duration and the sensing threshold to maximize the average throughput of the secondary network.

B. Motivations and contributions

The aforementioned works have played a vital role and laid solid foundation for fostering new strategies for frame structure design. However, in [15], spectrum sensing is not considered in the frame structure design. In addition, in [16]–[18], the proposed frame structure designs mainly aim to maximize the throughput by optimizing the threshold and time slots. When considering the energy efficiency and spectrum efficiency, it is meaningful to introduce sub-Nyquist sampling to reduce the energy consumption at SUs in wireless powered CR networks. In this paper, we propose a new frame structure design for wireless powered CR networks with implementing sub-Nyquist sampling at SUs. The CS and MC techniques are adopted to perform the signal recovery at a remote fusion center (FC) for making decision on spectrum occupancy. To the best of our knowledge, this is the first paper on the frame structure design employing the sub-Nyquist sampling rates based spectrum sensing in wireless powered CR networks.

The summarized contributions of this paper are illustrated as follows:

- We propose a new frame structure for wireless powered CR networks which includes four time slots: energy harvesting, spectrum sensing, energy harvesting and data transmission. We introduce a WPT model and a spectrum sensing model with sub-Nyquist sampling for the considered networks.
- In the WPT model, we propose a new bounded WPT scheme where each SU selects a PB nearby with the strongest channel to harvest energy. We derive closed-form expressions for the power outage probability.
- In the spectrum sensing model, sub-Nyquist sampling is performed at each SU to reduce the energy consumption during spectrum sensing period. We consider two scenarios: single SU scenario and multiple SUs scenario. In the single SU scenario, we adopt CS recovery algorithm to obtain the original signal. In the multiple SUs scenario, we utilize MC algorithm to obtain complete matrix at

the FC to perform cooperative spectrum sensing (CSS). When the signal recovery process is performed at the remote FC, energy harvesting can be performed again at the SUs locally in the third time slot.

- Throughput optimizations of the proposed frame structure are formulated into two linear constrained problems with the purpose of maximizing the throughput of a single SU and the whole cooperative networks, respectively. The formulated problems are solved by using three different methods to obtain the maximal achievable throughput respectively.
- Simulation results show that the proposed frame structure design outperforms the traditional one in terms of throughput. It is noted that the multiple SUs scenario can achieve better outage performance than the single SU scenario.

C. Organizations

The rest of this paper is organized as follows. Section II describes the considered WPT model and spectrum sensing model based on the proposed frame structure. Section III presents the throughput analysis of single SU scenario with applying CS technique. Section IV provides the throughput analysis of multiple SUs with adopting MC technique. Section V shows the numerical analyses of the considered network model with the optimized throughput of single SU and multiple SUs, respectively. Section VI concludes this paper.

II. NETWORK MODEL

A. Network description

We consider a CR network, where SUs are energy constrained. The whole spectrum of interest can be divided into I channels. A channel is either occupied by a primary user (PU) or unoccupied. Meanwhile, there is no overlap between different channels. The number of occupied channels is assumed to be K , where $K \leq I$. Each SU is supposed to perform sensing on the whole spectrum. It is assumed that all SUs keep quiet as forced by protocols, e.g., at the media access control layer during spectrum sensing period. Thus the received signals only contain the signals of active PUs and channel noise. As shown in Fig. 1, for each SU, it is assumed that the sensing and transmission can only be scheduled by utilizing energy harvested from power beacons (PBs). The spatial topology of all PBs are modeled using homogeneous poisson point process (PPP) Φ_p with density λ_p . Without loss of generality, we consider that a typical SU is located at the origin in a two-dimensional plane. Each SU is equipped with a single antenna and has a corresponding receiver with fixed distance. Each PB is furnished with M antennas and maximal ratio transmission (MRT) is employed at PBs to perform WPT to the energy constrained SU. The energy harvesting channels are assumed to be quasi-static fading channels where the channel coefficients are constant for each transmission block but vary independently between different blocks. The spectrum of interest is wideband and each SU performs wideband spectrum sensing to discover spectrum holes for data transmission. Once the spectrum holes

are identified, SUs can start data transmission. It is assumed that the time of each frame is T . In the considered networks, single SU and multiple SUs scenarios are analyzed to achieve different throughput targets.

1) Single SU scenario: in the considered spectrum sensing network with single SU, a frame period at a single SU includes four time slots as outlined in the blue oval in Fig. 1: 1) energy harvesting time slot, in which each SU harvests the energy from PBs during the $\alpha_1 T$ period, with α_1 being the fraction of energy harvesting in one frame period; 2) spectrum sensing time slot, in which each SU performs sub-Nyquist sampling by applying CS techniques. The compressed measurements are then sent to a remote powerful FC during the βT period by using the harvested energy during the $\alpha_1 T$ period; 3) energy harvesting time slot for data transmission, in which each SU harvests the energy from PBs during the $\alpha_2 T$ period, with α_2 being the fraction of energy harvesting in one frame period. As the spectrum is typically underutilized in practice, signals received at each SU exhibits a sparse property. In this time slot, the original signals can be recovered based on the collected measurements. The sensing decisions are sent back to the corresponding SU at the end of the third time slot; and 4) data transmission slot, in which each SU performs data transmission during the $(1 - \alpha_1 - \beta - \alpha_2) T$ period.

2) Multiple SUs scenario: as shown in Fig. 1, in the considered networks with multiple SUs, named as cooperative spectrum sensing, SUs are spatially randomly distributed. The total number of participating SUs is J ($J \geq 1$) in the CSS networks. Before performing spectrum sensing, each participating SU compare the harvested energy E_{H_1} with the energy consumption for spectrum sensing $E_S = P_{H_1} \beta T$ at the first time slot. If E_{H_1} is greater than E_S , the SU would continue performing spectrum sensing. This kind of SUs are named as active SUs. The frame structure of active SUs is same as that of single SU as described above. If E_{H_1} is less than E_S , the SU would switch to energy harvesting model again and wait for the decision on spectrum occupancies from the FC before starting data transmission. Therefore, the framework structure of inactive SUs would only includes two time slots: $(\alpha_1 + \beta + \alpha_2) T$ for energy harvesting and the rest for data transmission. In the case of CSS, only measurements from active SUs are collected at the FC. The signals received at SUs exhibit a sparsity property that yields a low-rank matrix of compressed measurements at the FC. Therefore, the full information of spectrum occupancies can be obtained by adopting low-rank MC methods.

B. Wireless power transfer model

We consider a bounded power transfer model with a protection zone with a radius d_0 , which means that no PB is allowed to exist in this zone. If PBs are really close to the SU, the harvested energy would mathematically go to infinity [19]. It is assumed that the SU is battery-free [6], [20], which means

that there is no battery storage energy for future use and all the harvested energy during energy harvesting time slots is used to perform spectrum sensing and data transmission in the current frame period.

We adopt a power transfer scheme where the SU selects the PB with the strongest channel to harvest energy. At each SU, the energy harvested from the selected PB in the first and the third time slots can be obtained as follows:

$$E_H = \max_{p \in \Phi_p, \|d_p\| \geq d_0} \left\{ \|\mathbf{h}_p\|^2 L(d_p) \right\} \eta P_p \gamma T, \quad (1)$$

where γ is the ratio of the time used for energy harvesting to the total time of a frame, η is the power conversion efficiency at the SU, P_p is the transmit power of PBs. Here, \mathbf{h}_p is a $\mathcal{C}^{M \times 1}$ vector, whose entries are independent complex Gaussian distributed with zero mean and unit variance employed to capture the effects of small-scale fading between PBs and the SU. $L(d_p) = A d_p^{-\xi}$ is the power-law path-loss exponent. The path-loss function depends on the distance d_p , a frequency dependent constant A , and an environment/terrain dependent path-loss exponent $\xi \geq 2$. All the channel gains are assumed to be independent and identically distributed (i.i.d.).

For the active SUs, based on (1), the maximum sensing power at the SU is given by

$$P_{H_1} = \frac{E_{H_1}}{\beta T} = \max_{p \in \Phi_p, \|d_p\| \geq d_0} \left\{ \|\mathbf{h}_p\|^2 L(d_p) \right\} \frac{\eta P_p \alpha_1}{\beta}. \quad (2)$$

As energy can only be stored in the current frame, the total energy for data transmission is the sum of the remaining energy in the second slot and the energy harvested in the third time slot, which is given by

$$E_{T_2} = (E_{H_1} - E_S) + E_{H_2}, \quad (3)$$

where P_s is the sensing power consumed at an SU.

Based on (1) and (3), the corresponding power for data transmission is given by

$$P_{T_2} = \frac{\max_{p \in \Phi_p, \|d_p\| \geq d_0} \left\{ \|\mathbf{h}_p\|^2 L(d_p) \right\} \eta P_p (\alpha_1 + \alpha_2) - P_s \beta}{1 - \alpha_1 - \beta - \alpha_2}. \quad (4)$$

For those inactive SUs, the harvested energy before data transmission is given by

$$E_{H_3} = \max_{p \in \Phi_p, \|d_p\| \geq d_0} \left\{ \|\mathbf{h}_p\|^2 L(d_p) \right\} \eta P_p (\alpha_1 + \beta + \alpha_2) T. \quad (5)$$

Based on (5), the maximum sensing power at the SU can be expressed as

$$P_{H_3} = \frac{E_{H_3}}{(1 - \alpha_1 - \beta - \alpha_2) T}. \quad (6)$$

C. Spectrum sensing model with sub-Nyquist sampling

In the considered spectrum sensing model, when $J = 1$, it becomes a single node scenario. At the j th SU (SU_j) in the considered network, the received signals can be expressed as:

$$r_j(t) = h_j(t) * s(t) + n_j(t), \quad (7)$$

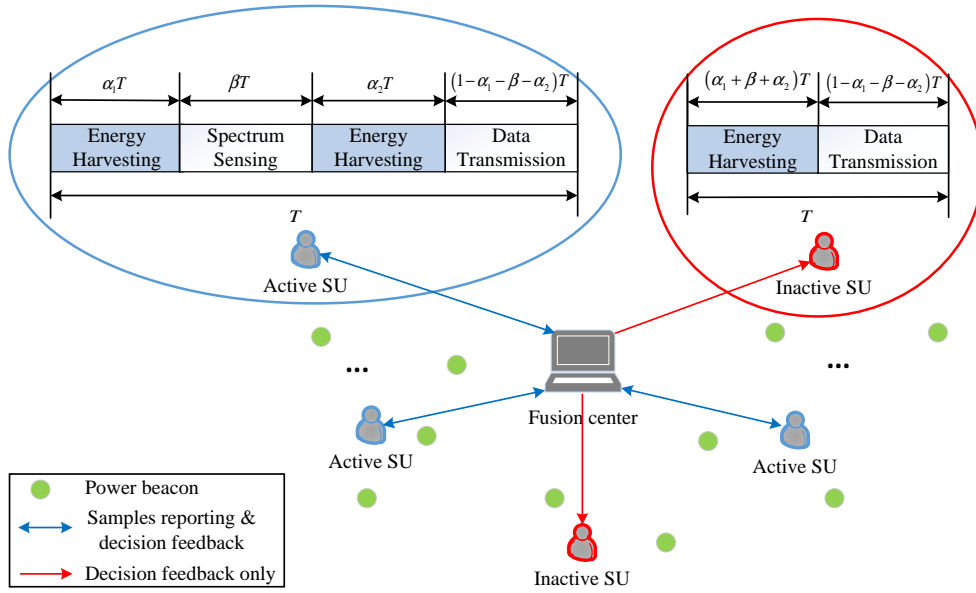


Fig. 1: Proposed frame structure design with energy harvesting, spectrum sensing and data transmission.

where $s(t) \in C^{n \times 1}$ refers to the transmitted primary signals in time domain, and $h_j(t)$ is the channel gain between the transmitter and receiver, and $n_j(t) \sim \mathcal{CN}(0, \sigma^2 \mathbf{I}_n)$ refers to Additive White Gaussian Noise (AWGN) with zero mean and variance σ^2 .

Based on the Nyquist sampling theory, the sampling rate is required to be at least twice of the bandwidth. It leads to high energy cost which would be challenging to the energy constrained SUs in a CR network. It is noticed that the transmitted signal $s(t)$ exhibits a sparse property in frequency domain as a large percentage of spectrum is normally underutilized in practice. This sparse property makes the sub-Nyquist sampling at SUs by adopting CS techniques. After CS technique is implemented at SUs, the compressed measurements collected at SU_j can be expressed as

$$x_j = \Phi_j r_j(t) = \Phi_j \mathcal{F}_j^{-1} r_j(f) = \Theta_j (s(f) + n_j(f)), \quad (8)$$

where $\Phi_j \in C^{\Lambda \times n}$ ($\Lambda < n$) is the measurement matrix utilized to collect the compressed measurements $x_j \in C^{\Lambda \times 1}$, and $s(f)$ and $n_j(f)$ refer to the transmitted signals and the AWGN received at in frequency domain. The compression ratio at SUs is defined as $\kappa = \frac{\Lambda}{n}$, ($0 \leq \kappa \leq 1$). In addition, $\Theta_j = \Phi_j \mathcal{F}_j^{-1}$, where \mathcal{F}_j^{-1} is inverse discrete Fourier transform (IDFT) matrix.

After the compressed measurements are collected, SUs will send them to a remote FC by a error-free reporting channel. In both the single node and multiple nodes scenarios, FC is proposed to perform signal recovery efficiently. By adopting such a powerful FC, energy constrained SUs can get rid of signal recovery process and continue harvesting energy from PSs. At the FC, the compressed measurements X can be expressed as

$$X = \Theta R_f = \Theta (S_f + N_f), \quad (9)$$

where $R_f = [r_1(f), r_2(f), \dots, r_J(f)]$ which is in size of $n \times J$, and S_f and N_f refer to the matrix constructed by

transmitted signals and AWGN. In addition, the measurement matrix is a diagonal matrix $\Theta = \text{diag}(\Theta_1, \Theta_2, \dots, \Theta_J)$ in size of $\Omega \times N$ with $\Omega = \Lambda \times J$ and $N = n \times J$. After the compressed measurements are collected at the FC, signal recovery can be formulated as a convex optimization problem. As aforementioned, the considered network becomes a single node case when $J = 1$. Then the existing algorithm for CS can be utilized to recover the original signals. In the cooperative networks ($J > 1$), existing algorithms for low-rank MC can be implemented to complete the matrix. It has been proved that the exact signal or matrix can be recovered if the number of available measurements are no less than the minimum bound. With enough number of measurements, exact transmitted signals can be obtained at the FC. Then energy detection is adopted to determine the spectrum occupancies, in which the decision is made by comparing the energy of recovered signal with a threshold defined as [21]

$$\lambda = (\sigma_s^2 + \sigma^2) \left(1 + \frac{Q^{-1}(\bar{P}_d)}{\sqrt{n/2}} \right). \quad (10)$$

Once the sensing decisions are determined at the FC, they would be sent back to the participating SUs in the CSS network by the reporting channel to start the data transmission period.

III. THROUGHPUT ANALYSIS OF A SINGLE SECONDARY USER

In this section, the closed form expressions are derived for the power outage probability of spectrum sensing and data transmission, respectively. With CS technique implemented, the analysis with the target of maximizing throughput of each SU locally is provided in this section.

A. Power outage probability analysis

We assume there exists a threshold transmit power, below which the spectrum sensing in the second slot or the data trans-

mission in the fourth slot cannot be scheduled. We introduce power outage probability, i.e., probability that the harvested energy is not sufficient to perform spectrum sensing or carry out the data transmission at a certain desired quality-of-service (QoS) level. In practical scenarios, we expect a constant power for the data transmission. Therefore, we also denote the power threshold P_s as the sensing power in the second slot and P_t as the transmit power of the SU, respectively. The following theorem provides the exact analysis for the power outage probability at the single SU scenario.

Theorem 1. *The power outage probability of spectrum sensing P_s^{out} in the second time slot and the power outage probability of data transmission P_t^{out} in the fourth time slot can be expressed in closed-form as follows:*

$$P_s^{out} = \exp \left[-\frac{\pi \lambda_p \delta}{\mu_s^\delta} \sum_{m=0}^{M-1} \frac{\Gamma(m + \delta, \mu_s d_0^\xi)}{m!} \right], \quad (11)$$

where $\zeta \in (s, t)$, $\mu_s = \frac{\beta P_s}{\eta P_p A \alpha_1}$, $\mu_t = \frac{P_t(1-\alpha_1-\beta-\alpha_2)+P_s\beta}{\eta P_p A(\alpha_1+\alpha_2)}$, $\delta = 2/\xi$, and $\Gamma(\cdot, \cdot)$ is the upper incomplete Gamma function.

Proof: Based on (2), the power outage probability of spectrum sensing can be expressed as

$$\begin{aligned} P_s^{out} &= \Pr \{P_{H_1} \leq P_s\} \\ &= E_{\Phi_p} \left\{ \prod_{p \in \Phi_p, \|d_p\| \geq d_0} \Pr \left\{ \|\mathbf{h}_p\|^2 \leq d_p^\xi \mu_s \right\} \right\} \\ &= E_{\Phi_p} \left\{ \prod_{p \in \Phi_p, \|d_p\| \geq d_0} F_{\|\mathbf{h}_p\|^2} (d_p^\xi \mu_s) \right\}, \quad (12) \end{aligned}$$

where $F_{\|\mathbf{h}_p\|^2}$ is the cumulative density function (CDF) of $\|\mathbf{h}_p\|^2$ and is given by

$$F_{\|\mathbf{h}_p\|^2} (x) = 1 - e^{-x} \left(\sum_{m=0}^{M-1} \frac{x^m}{m!} \right). \quad (13)$$

Applying the moment generating function, we rewrite (12) as

$$P_s^{out} = \exp \left[-\lambda_p \int_{\mathbb{R}^2} \left(1 - F_{\|\mathbf{h}_p\|^2} (d_p^\xi \mu_s) \right) dd_p \right]. \quad (14)$$

Then changing to polar coordinates and substituting (13) into (14), we obtain

$$P_s^{out} = \exp \left[-2\pi \lambda_p \sum_{m=0}^{M-1} \frac{\mu_s^m \int_{d_0}^{\infty} d_p^{m\xi+1} e^{-\mu_s d_p^\xi} dd_p}{m!} \right]. \quad (15)$$

Applying [22, Eq. (3.381.9)] to calculate the integral, we obtain (11).

Similarly, based on (4), the power outage probability of data transmission P_t^{out} can be expressed as follows:

$$\begin{aligned} P_t^{out} &= \Pr \{P_{T_2} \leq P_t\} \\ &= \Pr \left\{ \max_{p \in \Phi_p, \|d_p\| \geq d_0} \left\{ \|\mathbf{h}_p\|^2 d_p^{-\xi} \right\} \leq \mu_t \right\}. \quad (16) \end{aligned}$$

Following the similar procedure as (15) and applying $\mu_t \rightarrow \mu_s$, we obtain P_t^{out} in (11).

The proof is completed. ■

B. Compressive spectrum sensing

In the scenario of CS based single SU with WPT, the original signals can be obtained by solving the l_1 norm optimization problem as follows:

$$\begin{aligned} \min & \|s_j(f)\|_1, \\ \text{s.t.} & \|\Theta_j \cdot s_j(f) - x_j\|_2^2 \leq \varepsilon_j, \quad (17) \end{aligned}$$

where ε_j is the error bound related to the noise level. This optimization problem can be solved by many existing algorithms for CS, such as by adopting many existing algorithms such as CoSaMP [23], SpaRCS [24] etc.

The performance metric of spectrum sensing at single SU can be measured by the probability of detection P_d and probability of false alarm P_f . For a target probability of detection, \bar{P}_d , with which the PUs are sufficiently protected, the threshold can be determined by (10) accordingly if the number of samples n is fixed. As a result, P_f at a single SU can be derived as follows:

$$P_f = Q \left(Q^{-1}(\bar{P}_d) \sqrt{\frac{\sigma_s^2 + \sigma^2}{\sigma^2}} + \sqrt{\frac{n}{2}} \frac{\sigma_s^2}{\sigma^2} \right), \quad (18)$$

where σ^2 and σ_s^2 refer to the noise power and signal power, respectively.

Assuming the energy cost per sample e_s in spectrum sensing is fixed, the energy consumption of spectrum sensing is proportional to the number of collected samples as given by:

$$n = \frac{\beta T P_s}{e_s}. \quad (19)$$

In fact, the number of collected samples n is determined by the sensing time slot. In this case, the energy consumed by reporting collected measurements and receiving decision results between SUs to the FC is ignored. Substituting (19) into (18), we obtain

$$P_f = \left(1 - Q \left(Q^{-1}(\bar{P}_d) \left(1 + \frac{\sigma_s^2}{\sigma^2} \right) + \sqrt{\frac{\beta T P_s}{2e_s}} \frac{\sigma_s^2}{\sigma^2} \right) \right). \quad (20)$$

C. Throughput analysis

By considering the power outage probability, the throughput at the single SU in the CR networks can be expressed as:

$$\begin{aligned} \tau &= (1 - P_s^{out}) \times (1 - P_t^{out}) \times (1 - P_f) \\ &\quad \times (1 - \alpha_1 - \beta - \alpha_2) \tau_t, \quad (21) \end{aligned}$$

where $\tau_t = \log_2 \left(1 + \frac{P_t}{N_0} \right)$ is the throughput for the data transmission slot, and N_0 refers to the AWGN level in the data transmission channel. Here we simplify the data transmission process and do not consider the fading, which means the throughput τ_t is only determined by the transmit signal-to-noise-ratio (SNR).

When implementing CS technique to achieve sub-Nyquist sampling rate at an SU, It has been proven that the exact signal recovery can be guaranteed if the number of collected measurements satisfies $\Lambda \geq C \cdot K \log(n/K)$, where C is some constant depending on each instance [25]. If the signal is

recovered successfully by Λ samples, the achieved P_f would be the same as that no CS technique is implemented with n samples. Therefore, the necessary sensing time slot to achieve the same P_f can be reduced to $\kappa\beta$ with CS implemented. Replacing P_s^{out} , P_t^{out} and P_f in (21) by (11) and (20) respectively, the full expression of the throughput with CS implemented can be expressed as follows:

$$\begin{aligned} \tau_{cs} = & \prod_{\zeta=\{s,t\}} \left(1 - \exp \left(- \frac{\pi\lambda_p\delta}{(\mu_\zeta^{cs})^\delta} \sum_{m=0}^{M-1} \frac{\Gamma(m+\delta, \mu_\zeta^{cs} d_0^\xi)}{m!} \right) \right) \\ & \times \left(1 - Q \left(Q^{-1}(\bar{P}_d) \left(1 + \frac{\sigma_s^2}{\sigma^2} \right) + \sqrt{\frac{\beta TP_s \sigma_s^2}{2e_s \sigma^2}} \right) \right) \\ & \times (1 - \alpha_1 - \kappa\beta - \alpha_2) \times \log_2 \left(1 + \frac{P_t}{N_0} \right). \end{aligned} \quad (22)$$

If there is no CS technique implemented at SUs, the time slot fraction for spectrum sensing follows the condition that $0 \leq \beta \leq 1$. When the CS technique is implemented at SUs, the time slot for spectrum sensing follows the condition that $CK \log(n/K) \leq \frac{\kappa\beta TP_s}{e_s} \leq n$. By combining these two conditions, the constraint for β becomes $\frac{e_s(CK \log(n/K))}{\kappa TP_s} \leq \beta \leq 1$. With the implementation of CS, the β in (11) is replaced by $\kappa\beta$.

Furthermore, the throughput can be maximized by solving the following problem:

$$\begin{aligned} (P0) : & \max_{\alpha_1, \beta, \alpha_2, P_t} \tau_{cs}, \\ \text{s.t. } & C_1 : 0 \leq \alpha_1 \leq 1, \\ & C_2 : \frac{e_s(CK \log(n/K))}{\kappa TP_s} \leq \beta \leq 1, \\ & C_3 : \alpha_{2,\min} \leq \alpha_2 \leq 1, \\ & C_4 : 0 \leq 1 - \alpha_1 - \kappa\beta - \alpha_2 \leq 1, \\ & C_5 : P_{t,\min} \leq P_t \leq P_{t,\max}, \end{aligned} \quad (23)$$

where $\alpha_{2,\min}$ refers to the minimum time slot fraction for signal recovery at the FC and data transmission between the SU and FC. $P_{t,\min}$ and $P_{t,\max}$ refer to the allowed minimum and maximum power levels for data transmission period. It is noticed that (23) is a constrained nonlinear optimization problem and the objective function is very complex. However, the constraints are linear, which motivates us to solve the optimization problem by the following three methods:

- 1) *Grid search*: The grid search algorithm for solving (23) can be described in Algorithm 1. The grid search algorithm can find out the global optimal value if the step size Δ_i ($i = 1, 2, 3, 4$) for $\alpha_1, \beta, \alpha_2, P_t$ are small enough. However, the computational complexity would greatly increase if the step is set to be small enough.
- 2) *fmincon*: *fmincon* is a toolbox in MATLAB which is efficient but it may return a local optimal value.
- 3) *Random sampling*: A set $S = \{v_1, v_2, \dots, v_Z\}$ that satisfies the conditions in (23) is generated randomly, where $v_i = (\alpha_1, \beta, \alpha_2, P_t)$ ($i \in \{1, 2, \dots, Z\}$) is a tuple of generated random samples, and Z is the number of generated tuples. The accuracy of this method depends

on number of tuples Z generated for calculation. This method is efficient for solving (23) as it does not rely on advanced optimization techniques and the method of generating $(\alpha_1, \beta, \alpha_2, P_t)$ is efficient.

IV. THROUGHPUT ANALYSIS OF MULTIPLE SECONDARY USERS

In this section, the closed-form expressions for the power outage probability of data transmission are derived for both the active and inactive SUs, respectively. After considering the throughput optimization of a single SU locally in Section III, we optimize the throughput of the CSS networks with multiple SUs including the active and inactive ones with implementing MC technique.

A. Power outage probability analysis

In this subsection, we provide power outage probability analysis for spectrum sensing and data transmission for both active and inactive SUs. In the considered CSS networks, the number of active participating SUs is J_1 and the number of inactive SUs is J_2 .

1) *Power Outage Probability of Spectrum Sensing*: Note that the power outage probability of sensing is always zero. This behavior can be explained as follows: 1) For active SUs, it is assumed that the harvested energy from the first time slot is enough for them to take measurements for spectrum sensing. Therefore, the power outage probability of spectrum sensing for active SUs are zero; and 2) For the inactive SUs, they will not perform spectrum sensing and only transmit data. As a consequence, there is no spectrum sensing outage.

2) *Power Outage Probability of Data Transmission*: For those active SUs, the power outage probability of data transmission is same that of the single SU scenario. For those inactive SUs, as all the time slots before data transmission are used for energy harvesting, the power outage probability is different as that of active SUs. The following theorem provides the exact analysis for the power outage probability of data transmission for both active and inactive SUs in CSS networks.

Theorem 2. *The power outage probability of data transmission at the active and inactive SUs in the fourth time slot can be expressed in closed-form as follows:*

$$P_\psi^{out} = \exp \left[- \frac{\pi\lambda_p\delta}{\mu_\psi^\delta} \sum_{m=0}^{M-1} \frac{\Gamma(m+\delta, \mu_\psi d_0^\xi)}{m!} \right] \quad (24)$$

where $\psi \in (a, i)$, $\mu_a = \frac{P_t(1-\alpha_1-\beta-\alpha_2)+P_s\beta}{\eta P_p A(\alpha_1+\alpha_2)}$, and $\mu_i = \frac{P_t(1-\alpha_1-\beta-\alpha_2)}{\eta P_p A(\alpha_1+\beta+\alpha_2)}$.

Proof: Based on (6), the power outage probability of data transmission at the active SUs is the same as P_t^{out} as given in (11) by replacing $\mu_a \rightarrow \mu_\zeta$.

Similarly, based on (6), the power outage probability of data transmission at the inactive SUs can be expressed as follows:

$$\begin{aligned} P_i^{out} &= \Pr \{ P_{H_3} < P_t \} \\ &= \Pr \left\{ \max_{p \in \Phi_p, \|d_p\| \geq d_0} \left\{ \|\mathbf{h}_p\|^2 d_p^{-\xi} \right\} < \mu_i \right\}. \end{aligned} \quad (25)$$

Algorithm 1 Grid search

- 1: Initialization: $\Delta_1, \Delta_2, \Delta_3, \Delta_4$, and $\tau_{temp} = \emptyset$.
 - 2: **for all** $\alpha_1 \in (0 : \Delta_1 : 1), \beta \in \left(\frac{e_s(CK \log(n/K))}{\kappa T P_s} : \Delta_2 : 1 \right)$,
 $\alpha_2 \in (\alpha_{2,\min} : \Delta_3 : 1), P_t \in (P_{t,\min} : \Delta_4 : P_{t,\max})$ **do**
 - 3: **while** $0 \leq 1 - \alpha_1 - \kappa\beta - \alpha_2 \leq 1$ **do**
 - 4: $\tau_{temp} = [\tau_{temp}, \tau_{cs}]$ where τ_{cs} is expressed as (22).
 - 5: **end while**
 - 6: **end for**
 - 7: Return $\tau_{max} = \tau_{temp}$.
-

Following the similar procedure as (15) and applying $\mu_i \rightarrow \mu_s$, we can obtain P_i^{out} in (24).

The proof is completed. \blacksquare

B. Matrix completion based cooperative spectrum sensing

As the spectrum is normally underutilized in practice, the transmitted signals exhibit a sparse property in frequency domain, which can be transformed into a low-rank property of the matrix X at the FC. When only the J_1 active SUs send compressed samples to the FC, the matrix with collected samples is incomplete at the FC. The exact matrix can be obtained by solving the following low-rank MC problem:

$$\begin{aligned} \min \quad & \text{rank}(S(f)) \\ \text{s.t.} \quad & \|\text{vec}(\Theta \cdot S(f)) - \text{vec}(X)\|_2^2 \leq \varepsilon, \end{aligned} \quad (26)$$

where $\text{rank}(\cdot)$ is the rank function of a matrix whose value is equal to the number of nonzero singular values of the matrix, and $\varepsilon = [\varepsilon_1, \dots, \varepsilon_J]$. However, the problem in (26) is NP-hard due to the combinational nature of the function $\text{rank}(\cdot)$. It has been proved that the nuclear norm is the best convex approximation of the rank function over the unit ball of matrixes with norm no less than one [26]. Therefore, (26) can be replaced by the following convex formulation:

$$\begin{aligned} \min \quad & \|S(f)\|_* \\ \text{s.t.} \quad & \|\text{vec}(\Theta \cdot S(f)) - \text{vec}(X)\|_2^2 \leq \varepsilon. \end{aligned} \quad (27)$$

The problem in (27) such as singular value decomposition [27], nuclear norm minimization [12] and so on.

Once the exact matrix is recovered, energy detection can be used to determine the spectrum occupancy. In the CSS networks, as all the participating SUs send the collected samples to the FC, the data fusion is considered. Suppose the channel coefficients from the PUs to each participating SUs are known. When the channel coefficients are unknown, the weighting factor associated with the j th SU is set to be $g_j = \frac{1}{\sqrt{J}}$. By using the maximal ratio combining, probability of false alarm of the CSS networks Q_f becomes

$$Q_f = Q \left(Q^{-1}(\bar{P}_d) \sqrt{1 + \frac{\sigma_s^2}{J\sigma^2} \mathbf{H}} + \sqrt{\frac{n}{2J} \frac{\sigma_s^2}{\sigma^2} \mathbf{H}} \right). \quad (28)$$

where $\mathbf{H} = \sum_{j=1}^J |h_j|^2$ refers to the channel coefficients for all the participating SUs in the considered CSS networks. In order

to simplify the case, we choose $h_j = 1$. Consequently, Q_f can be expressed as

$$Q_f = Q \left(Q^{-1}(\bar{P}_d) \sqrt{1 + \frac{\sigma_s^2}{\sigma^2}} + \sqrt{\frac{nJ}{2} \frac{\sigma_s^2}{\sigma^2}} \right). \quad (29)$$

C. Throughput analysis

By applying the MC technique at the FC, β in (24) should be replaced by $\kappa\beta$. In addition, the throughput of considered CSS networks with multiple SUs can be expressed as

$$\begin{aligned} \tau_{mc} = \sum_{j=1}^J (1 - P_\psi^{out}(j)) \times (1 - Q_f) \\ \times (1 - \alpha_1 - \kappa\beta - \alpha_2) \tau_t, \end{aligned} \quad (30)$$

where κ is defined as the compression ratio at active SUs. $\psi = a$ refers to the J_1 number of active SUs and $\psi = i$ refers to the rest of inactive SUs in the considered networks. If no MC technique is implemented at the FC and each SU is supposed to take samples at Nyquist rate, all the participating SUs will send samples to the FC. Then the throughput of the considered networks can be given by replacing $P_\psi^{out}(j)$ in (30) with $P_a^{out}(j)$ and $\kappa = 1$. The constraints for the multiple nodes case are the same as that for the single node case except the condition for β . In the multiple nodes case, the condition for β follows $C\mu^2\nu K \log^6\nu \leq \frac{\kappa\beta T P_s J_1}{e_s} \leq nJ$. Combining the condition for β in case of no MC implemented, β should satisfy $\frac{e_s(C\mu^2\nu K \log^6\nu)}{\kappa T P_s J_1} \leq \beta \leq 1$.

The throughput can be maximized by solving the following problem:

$$\begin{aligned} \text{(P1)} : \quad & \max_{\alpha_1, \beta, \alpha_2, P_t} \tau_{mc} \\ \text{s.t.} \quad & C_1, C_3, C_4 \text{ and } C_5, \\ & C_6 : \frac{e_s(C\mu^2\nu K \log^6\nu)}{\rho T P_s J_1} \leq \beta \leq 1, \end{aligned} \quad (31)$$

where $C\mu^2\nu K \log^6\nu$ is the lower bound of the number of observed measurements at the FC to guarantee the exact matrix recovery [28]. Here, $\nu = \max(n, J)$ and $\mu = O(\sqrt{\log\nu})$. It is noticed that the structure of (P1) is similar as (P0). Thus we can use the similar methods to obtain the optimal throughput for the CSS network.

V. NUMERICAL RESULTS

In the simulation, we set the frame period to be $T = 1$ s, the transmit power of PBs to be $P_p = 43$ dBm, the number of antennas of PB to be $M = 32$, the carrier frequency for power transfer to be 900 MHz, and the energy conversion efficiency of WPT to be $\eta = 0.8$. In addition, it is assumed that the target probability of detection \bar{P}_d is 90%. In this paper, we let $d_0 \geq 1$ m to make sure the path loss of WPT is equal or greater than one. In the following part, $\text{SNR} = \frac{\sigma_s^2}{\sigma^2}$ refers to the SNR in sensing channels.

A. Numerical results on optimizing throughput of single secondary user

In this subsection, simulation results of the optimized throughput of single SU are demonstrated after the derived power outage probability in (11) and P_f in (20) are verified by Monte Carlo simulations.

Fig. 2 plots the power outage probability of spectrum sensing versus density of PBs with different power threshold P_s . The black solid and dash curves are used to represent the analytical results with $d_0 = 1$ m and $d_0 = 1.5$ m, respectively, which are both obtained from (11). Monte Carlo simulations are marked as “•” to verify our derivation. The figure shows the precise agreement between the simulation and analytical curves. One can be observed is that as density of PBs increases, the power outage probability dramatically decreases. This is because the multiuser diversity gain is improved with increasing number of PBs when charging with WPT. The figure also demonstrates that the outage occurs more frequently as the power threshold P_s and the radius of protection zone d_0 increase.

Fig. 3 plots the probability of false alarm P_f versus SNR in sensing channels with different compression ratio κ . It is observed that P_f decreases with higher SNR, which would improve the throughput of secondary network. The black solid curve is used to represent the analytical result which is obtained from (20) with enough protection to PUs being provided. Monte Carlo simulations with compression ratio $\kappa = 100\%$ are marked as “o” to verify our derivation, which represents the scenario without CS technique implemented. The figure shows precise agreement between the simulation and analytical curves. When κ is reduced to 50%, it is noticed that P_f is still well matched with the analytical result, which means the performance of spectrum sensing would not be degraded when only 50% of the samples are collected at an SU. When κ is further reduced to 25%, P_f is increased, which means the signal recovery is not exact any more. As a result, throughput of the secondary network would be degraded correspondingly. Actually, the lowest compression ratio for successful signal recovery is dependent on the sparsity levels of received signals and the available prior information. This is out of the scope of this paper and would not be discussed further.

Fig. 4 plots the achievable throughput τ_{cs} versus the lower bound of time allocated to the third slot α_2 . Here α_2 is reserved for signal recovery at the FC and data transmission between the SU and the FC. In this figure, several observations are drawn as follows: 1) The maximal throughput achieved by grid search method is slight higher than that of *fmincon* method as *fmincon* relies on the initial input and may return a local optimal value. However, the accuracy of grid search method is dependent on the step sizes; 2) The random sampling method achieves lower throughput than grid search and *fmincon* methods, which demonstrates the benefits of the presented grid search and *fmincon* methods. When the generated sets increase for random sampling, the achieved maximal throughput get closer to the optimal but the computational complexity is much increase; 3) It is seen that the optimal value of time

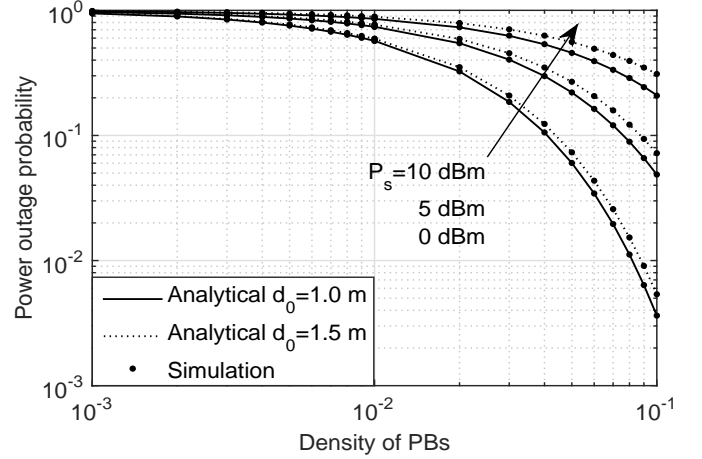


Fig. 2: Power outage probability of spectrum sensing versus density of PBs with $M = 32$, $P_p = 43$ dBm, $\alpha_1 = 0.25$, $\alpha_2 = 0.2$, and $\beta = 0.25$.

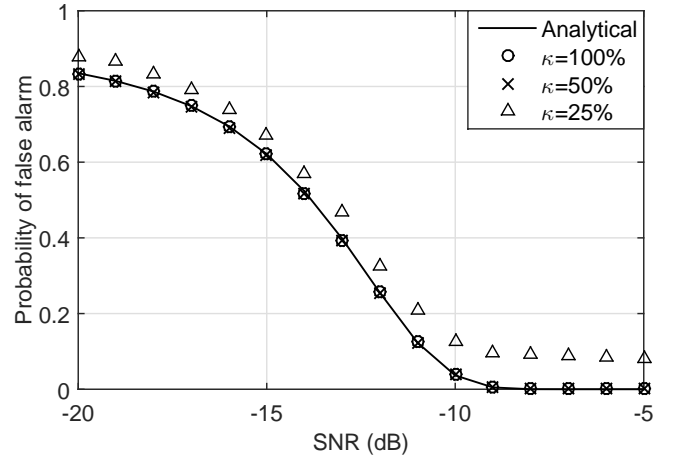


Fig. 3: Probability of false alarm versus SNR in sensing channels with different compression ratio κ , $\bar{P}_d = 90\%$, and sparsity level = 12.5%.

assigned to the third slot α_2 always equals to the lower bound $\alpha_{2,\min}$. This gives a sign that the throughput can be improved if the time slot for the signal recovery at the FC and data transmission between SUs and the FC is reduced. In other words, the energy harvesting should be done mainly in the first time slot α_1 to reduce the power outage probability in the following spectrum sensing slot if the signal recovery and data transmission between the SU and FC can be promised.

Fig. 5 plots the achieved optimal throughput τ_{cs} versus lower bound α_2 and compression ratio κ when solving the problem in (23). It shows that the achieved maximal throughput increases with decreasing κ and increasing $\alpha_{2,\min}$. This behavior can be explained as follows: as κ decreases, the number of samples to be collected for spectrum sensing at an SU is reduced as the signal in original size of $N \times 1$ can be recovered from less number of Λ measurements by utilizing CS technique. When the time slot assigned for spectrum

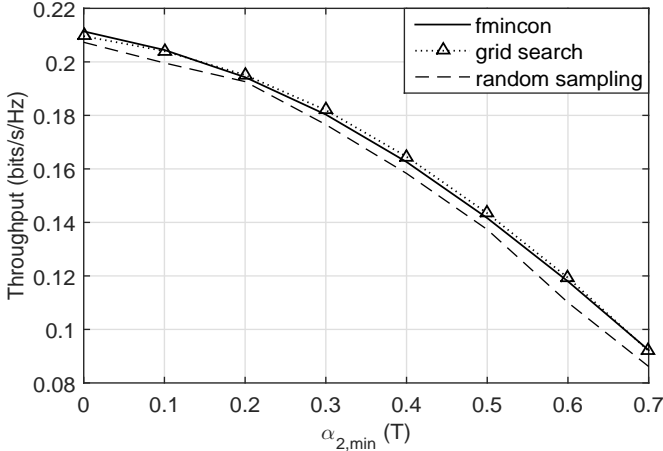


Fig. 4: Throughput of single SU τ_{cs} versus lower bound of the third time slot $\alpha_{2,\min}$, $SNR = -10$ dB, and $\kappa = 1$.

sensing is reduced, the energy consumption for spectrum sensing is reduced. As a result, the time which can be assigned for data transmission is increased. Therefore, the throughput of the secondary network is improved. By optimizing the transmission power P_t , the energy harvested in the current frame period would be fully utilized and the maximal throughput can be achieved accordingly. It should be noted that when the compression ratio κ is set to 100% and the lower bound of the third time slot $\alpha_{2,\min}$ is zero, the achieved throughput can be regarded as that of the traditional frame structure design without considering sub-Nyquist sampling. The case when κ is set to 100% can be regarded as a benchmark for the performance metric.

B. Numerical results on optimizing throughput of multiple secondary users

In the case of optimizing the throughput of the CSS networks, the total number of participating SUs is set to be $J = 50$, including both the active and inactive SUs. Comparing the format of (P1) and (P0), we can see that both of them are linear constrained. Therefore, similar as (P0), the grid search method can be applied to obtain the optimal throughput but with non-negligible complexity, especially for the case of optimizing throughput of the whole cooperative network. The *fmincon* method can be adopted to obtain the sub-optimal throughput efficiently. In the following simulations, the *fmincon* method is utilized to solve the optimization problem (P1). In addition, as aforementioned in the introduction part, many algorithms have been proposed for the low-rank MC based cooperative spectrum sensing. With $\hat{P}_d = 90\%$, the detection performance with different compression ratios is presented in the authors' previous work in [14], which would not be demonstrated here again to reduce redundancy. In the following simulations, how the achieved throughput is influenced by parameters, such as the number of active SUs J_1 , compression ratio κ and the lower bound of the third time slot $\alpha_{2,\min}$, would be demonstrated.

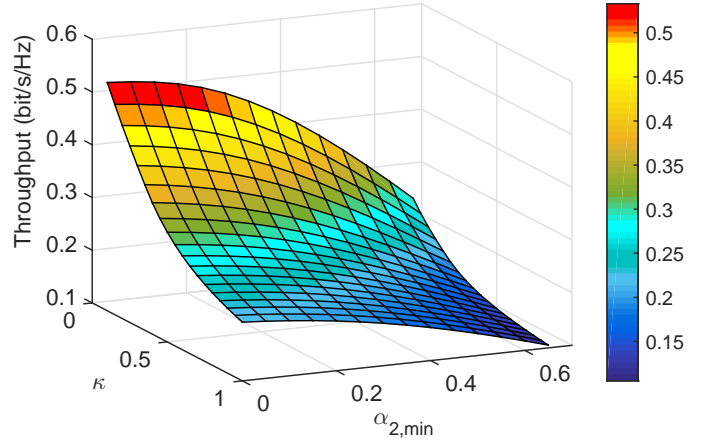


Fig. 5: Optimized throughput of single SU τ_{cs} versus lower bound of the third time slot $\alpha_{2,\min}$ and compression ratio κ , and $SNR = -10$ dB in sensing channels.

Fig. 6 plots the power outage probability P_{out} versus density of PBs with different power threshold P_s . In this case, the power outage probability here is for the whole system, which can be calculated as $P_{out} = 1 - (1 - P_{out}^s) \times (1 - P_{out}^t)$. Both the single SU scenario and multiple SUs scenario are illustrated in the figure. It can be observed that as density of PBs increases, the power outage probability dramatically decreases, which is caused by that the multiuser diversity gain is improved with increasing number of PBs when charging with WPT. We can also observe that the P_{out} of multiple SUs scenario is lower than that of single SU scenario. This is because the power outage probability of spectrum sensing is always zero in multiple SUs scenario, which in turn lower the power outage probability of the whole system. For the multiple SUs scenario, the P_{out} of the active SUs, inactive SUs and the average P_{out} of the CSS networks are all presented in the figure. It is noted the averaged P_{out} falls between the P_{out} of active SUs and inactive SUs, which as we expected.

Fig. 7 plots the throughput averaged on per SU τ_{mc} with different number of active SUs J_1 and different compression ratios κ . In this case, it is assumed that the exact matrix completion can be guaranteed when the number of active SUs J_1 is in the range of 10 to 50 with compression ratio κ changes from 20% to 100%. It shows that the average throughput achieves the best performance when the number of active SUs J_1 is set to be the minimal number in comparison with that of case $J_1 = J$. This benefits from the non-active SUs, which can save energy for spectrum sensing and harvest more energy for data transmission. With compression ratio κ decreasing from 75% to 20%, the achieved optimal throughput is increased as the necessary time slot for spectrum sensing is reduced.

Fig. 8 plots the achieved maximum throughput averaged on per SU versus different compression ratio κ and lower bound for the third time slot $\alpha_{2,\min}$. In this case, the number of active SUs is $J_1 = 30$. The achieved throughput shown in Fig. 8 is based on the condition that the exact matrix recovery can be guaranteed with the given compression ratio. As shown

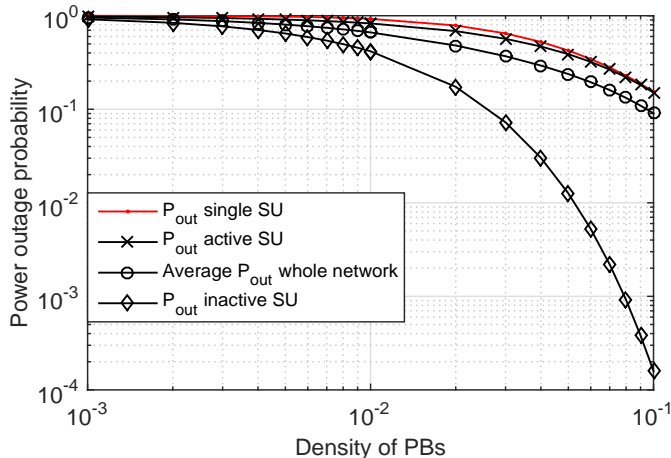


Fig. 6: Power outage probability comparison for single SU and multiple SUs with versus density of PBs, $P_s = 0$ dBm, $\alpha_1 = 0.25$, $\alpha_2 = 0.20$, and $\beta = 0.25$.

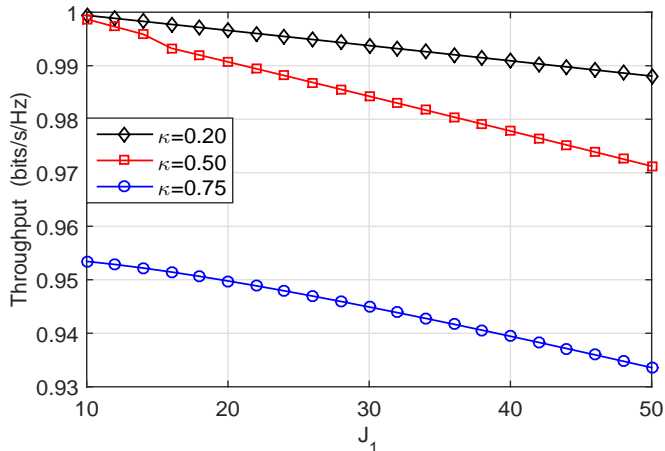


Fig. 7: Optimized throughput averaged on per SU of multiple SUs τ_{mc} versus number of active SUs J_1 and compression ratio κ , $SNR = -10$ dB in sensing channels, and $\alpha_{2,\min} = 0.05$.

in the figure, the maximum achieved throughput increases with decreasing κ and $\alpha_{2,\min}$. The minimal compression ratio guaranteeing the exact matrix recovery is nondeterministic, which is dependent on the rank order of the matrix to be recovered. If the rank order J_1 is fixed, the larger network size J , the lower minimal compression ratio which can guarantee the exact matrix recovery.

VI. CONCLUSIONS

In this paper, a wireless powered cognitive radio network has been considered. In the considered networks, while protecting the primary users, we proposed a new frame structure including energy harvesting, spectrum sensing, energy harvesting and data transmission. In the proposed frame structure, closed-form expressions in terms of power outage probability was derived for the proposed wireless power transfer (WPT)

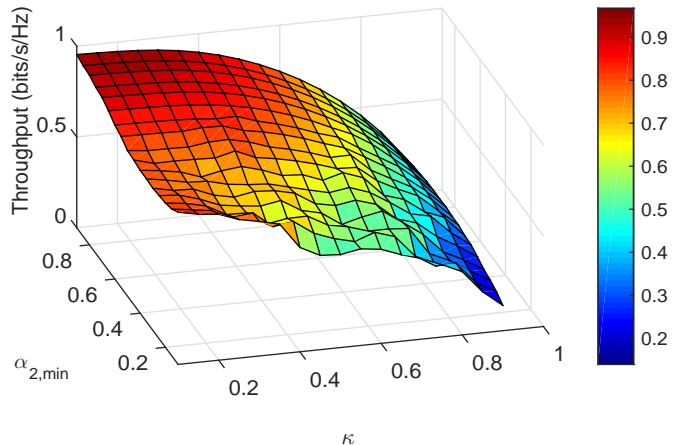


Fig. 8: Optimized throughput averaged on per SU of multiple SUs τ_{mc} versus lower bound $\alpha_{2,\min}$ and compression ratio κ , and $SNR = -10$ dB in sensing channels.

scheme. In addition, sub-Nyquist sampling was performed at SUs to reduce the energy consumption during spectrum sensing. The compressive sensing and matrix completion techniques were adopted at a remote fusion center to perform the signal recovery for detection making on spectrum occupancy. By optimizing the four time slots, throughput of a single secondary user and the whole cooperative networks were maximized, respectively. Simulation results showed that the throughput can be improved in the proposed new frame structure design. We conclude that by carefully tuning the parameters for different time slots and transmit power, WPT can be used along with compressive sensing and matrix completion to provide a high quality of throughput performance for cognitive radio network, with significantly energy computation reduction at power-limited SUs.

REFERENCES

- [1] V. Raghunathan, S. Ganeriwal, and M. Srivastava, "Emerging techniques for long lived wireless sensor networks," *IEEE Commun. Mag.*, vol. 44, no. 4, pp. 108–114, May 2006.
- [2] T. Le, K. Mayaram, and T. Fiez, "Efficient far-field radio frequency energy harvesting for passively powered sensor networks," *IEEE J. Solid-State Circuits*, vol. 43, no. 5, pp. 1287–1302, May 2008.
- [3] R. Zhang and C. K. Ho, "MIMO broadcasting for simultaneous wireless information and power transfer," *IEEE Trans. Commun.*, vol. 12, no. 5, pp. 1989–2001, Mar. 2013.
- [4] K. Huang and V. K. Lau, "Enabling wireless power transfer in cellular networks: architecture, modeling and deployment," *IEEE Trans. Wireless Commun.*, vol. 13, no. 2, pp. 902–912, Feb. 2014.
- [5] Z. Ding, S. M. Perlaza, I. Esnaola, and H. V. Poor, "Power allocation strategies in energy harvesting wireless cooperative networks," *IEEE Trans. Wireless Commun.*, vol. 13, no. 2, pp. 846–860, Jan. 2014.
- [6] Y. Liu, Z. Ding, M. Elkashlan, and H. V. Poor, "Cooperative non-orthogonal multiple access with simultaneous wireless information and power transfer," *IEEE J. Sel. Areas Commun.*, to appear in 2016. [Online]. Available: <http://arxiv.org/abs/1511.02833>
- [7] X. Lu, P. Wang, D. Niyato, and E. Hossain, "Dynamic spectrum access in cognitive radio networks with RF energy harvesting," *IEEE Wireless Commun.*, vol. 21, no. 3, pp. 102–110, Jun. 2014.
- [8] E. Candes, "Compressive sampling," in *Proc. of the International Congress of Mathematicians*, vol. 3, Madrid, Spain, Aug. 2006, pp. 1433–1452.

- [9] Z. Tian and G. Giannakis, "Compressed sensing for wideband cognitive radios," in *Proc. of IEEE International Conference on Acoustics, Speech and Signal Processing (ICASSP)*, vol. 4, Honolulu, HI, Apr. 2007, pp. 1357–1360.
- [10] P. Kolodzy and I. Avoidance, "Spectrum policy task force," *Federal Commun. Comm., Washington, DC, Rep. ET Docket*, no. 02-135, 2002.
- [11] UK Office of Communications (Ofcom), "Statement on Cognitive Access to Interleaved Spectrum," Jul. 2009. [Online]. Available: <http://stakeholders.ofcom.org.uk/binaries/consultations/cognitive/statement/statement.pdf>
- [12] E. J. Candès and B. Recht, "Exact matrix completion via convex optimization," *Foundations of Computational mathematics*, vol. 9, no. 6, pp. 717–772, 2009.
- [13] J. Meng, W. Yin, H. Li, E. Hossain, and Z. Han, "Collaborative spectrum sensing from sparse observations in cognitive radio networks," *IEEE J. Sel. Areas Commun.*, vol. 29, no. 2, pp. 327–337, Feb. 2011.
- [14] Z. Qin, Y. Gao, M. Plumbley, and C. Parini, "Wideband spectrum sensing on real-time signals at sub-Nyquist sampling rates in single and cooperative multiple nodes," *IEEE Trans. Signal Process.*, Dec. 2015.
- [15] Y. L. Che, L. Duan, and R. Zhang, "Spatial throughput maximization of wireless powered communication networks," *IEEE J. Sel. Areas Commun.*, vol. 33, no. 8, pp. 1534–1548, Jul. 2015.
- [16] S. Park, H. Kim, and D. Hong, "Cognitive radio networks with energy harvesting," *IEEE Trans. Wireless Commun.*, vol. 12, no. 3, pp. 1386–1397, Mar. 2013.
- [17] S. Park and D. Hong, "Optimal spectrum access for energy harvesting cognitive radio networks," *IEEE Trans. Wireless Commun.*, vol. 12, no. 12, pp. 6166–6179, Nov. 2013.
- [18] W. Chung, S. Park, S. Lim, and D. Hong, "Spectrum sensing optimization for energy-harvesting cognitive radio systems," *IEEE Trans. Wireless Commun.*, vol. 13, no. 5, pp. 2601–2613, Apr. 2014.
- [19] J. Venkataraman, M. Haenggi, and O. Collins, "Shot noise models for outage and throughput analyses in wireless ad hoc networks," in *Proceeding of Military Communications Conference (MILCOM)*, Oct. 2006, pp. 1–7.
- [20] Y. Liu, S. Mousavifar, Y. Deng, C. Leung, and M. ElKashlan, "Wireless energy harvesting in a cognitive relay network," *IEEE Trans. Wireless Commun.*, Dec. 2015.
- [21] Y.-C. Liang, Y. Zeng, E. Peh, and A. T. Hoang, "Sensing-throughput tradeoff for cognitive radio networks," *IEEE Trans. Wireless Commun.*, vol. 7, no. 4, pp. 1326–1337, Apr. 2008.
- [22] I. S. Gradshteyn and I. M. Ryzhik, *Table of Integrals, Series and Products*, 6th ed. New York, NY: Academic Press, 2000.
- [23] D. Needell and J. A. Tropp, "Cosamp: Iterative signal recovery from incomplete and inaccurate samples," *Applied and Computational Harmonic Analysis*, vol. 26, no. 3, pp. 301–321, 2009.
- [24] A. E. Waters, A. C. Sankaranarayanan, and R. Baraniuk, "Sparcs: Recovering low-rank and sparse matrices from compressive measurements," in *Advances in neural information processing systems*, 2011, pp. 1089–1097.
- [25] E. J. Candès and M. B. Wakin, "An introduction to compressive sampling," *IEEE Signal. Proc. Mag.*, vol. 25, no. 2, pp. 21–30, Mar. 2008.
- [26] M. Fazel, "Matrix rank minimization with applications," Ph.D. dissertation, PhD thesis, Stanford University, Mar. 2002.
- [27] P. Drineas, I. Kerenidis, and P. Raghavan, "Competitive recommendation systems," in *Proc. of the thirty-fourth annual ACM symposium on theory of computing*, 2002, pp. 82–90.
- [28] E. J. Candès and Y. Plan, "Matrix completion with noise," *IEEE Proceedings*, vol. 98, no. 6, pp. 925–936, Mar. 2010.