

Extreme blazars as counterparts of IceCube astrophysical neutrinos

P. Padovani^{1,2*}, E. Resconi³, P. Giommi^{4,5}, B. Arsioli^{4,5,6}, Y. L. Chang^{4,6}

¹European Southern Observatory, Karl-Schwarzschild-Str. 2, D-85748 Garching bei München, Germany

²Associated to INAF - Osservatorio Astronomico di Roma, via Frascati 33, I-00040 Monteporzio Catone, Italy

³Technische Universität München, Physik-Department, James-Frank-Str. 1, D-85748 Garching bei München, Germany

⁴ASI Science Data Center, via del Politecnico s.n.c., I-00133 Roma Italy

⁵ICRANet-Rio, CBPF, Rua Dr. Xavier Sigaud 150, 22290-180 Rio de Janeiro, Brazil

⁶Sapienza Università di Roma, ICRA, Dipartimento di Fisica, Piazzale Aldo Moro 5, I-00185 Roma, Italy

Accepted 2016 January 25. Received 2016 January 22; in original form 2015 December 18

ABSTRACT

We explore the correlation of γ -ray emitting blazars with IceCube neutrinos by using three very recently completed, and independently built, catalogues and the latest neutrino lists. We introduce a new observable, namely the number of neutrino events with at least one γ -ray counterpart, N_ν . In all three catalogues we consistently observe a positive fluctuation of N_ν with respect to the mean random expectation at a significance level of 0.4 – 1.3 per cent. This applies only to extreme blazars, namely strong, very high energy γ -ray sources of the high energy peaked type, and implies a model-independent fraction of the current IceCube signal $\sim 10 - 20$ per cent. An investigation of the hybrid photon – neutrino spectral energy distributions of the most likely candidates reveals a set of ≈ 5 such sources, which could be linked to the corresponding IceCube neutrinos. Other types of blazars, when testable, give null correlation results. Although we could not perform a similar correlation study for Galactic sources, we have also identified two (further) strong Galactic γ -ray sources as most probable counterparts of IceCube neutrinos through their hybrid spectral energy distributions. We have reasons to believe that our blazar results are not constrained by the γ -ray samples but by the neutrino statistics, which means that the detection of more astrophysical neutrinos could turn this first hint into a discovery.

Key words: neutrinos — radiation mechanisms: non-thermal — BL Lacertae objects: general — gamma-rays: galaxies — pulsars: general

1 INTRODUCTION

The IceCube South Pole Neutrino Observatory¹ has recently reported the first observations of high-energy astrophysical neutrinos² (Aartsen et al. 2013; IceCube Collaboration 2013, 2014). More recently, it has confirmed and strengthened these observations by publishing a sample of 54 starting events collected over about four years and with a deposited energy up to 2 PeV (IceCube Collaboration 2015a). These events are coming from the entire sky and consist of neutrinos of all flavours which interact inside the instrumented volume. The neutrino interaction vertex dominates the signature of these events, the majority of which are shower-

like. The complementary sample of through-going charged current ν_μ from the northern sky has been also studied over a period of two (Aartsen et al. 2015) and four years (IceCube Collaboration 2015b) showing that the spectrum is inconsistent with the hypothesis of purely terrestrial origin at 3.7σ and 4.3σ level respectively. These track-like events confirm the general picture of a diffuse isotropic neutrino background although their energy spectrum $E^{-\gamma}$ is harder ($\gamma = 1.91 \pm 0.20$) with respect to the all sky one obtained from the starting events sample ($\gamma = 2.58 \pm 0.25$), suggesting a mixed origin of the signal observed by IceCube.

Many diverse scenarios for the astrophysical counterparts of IceCube neutrinos have been put forward (see, e.g. Ahlers & Halzen 2015, for a comprehensive discussion) but none has so far been statistically supported by the observational data described above. One of the candidate neutrino-emitting astronomical classes of sources is that of

* E-mail: ppadovan@eso.org

¹ <http://icecube.wisc.edu>

² In this paper neutrino means both neutrino and antineutrino.

blazars. These are Active Galactic Nuclei (AGN) hosting a jet oriented at a small angle with respect to the line of sight with highly relativistic particles moving in a magnetic field and emitting non-thermal radiation (Urry & Padovani 1995). The two main blazar sub-classes, namely BL Lacertae objects (BL Lacs) and flat-spectrum radio quasars (FSRQ), differ mostly in their optical spectra, with the latter displaying strong, broad emission lines and the former instead being characterised by optical spectra showing at most weak emission lines, sometimes exhibiting absorption features, and in many cases being completely featureless. The general idea that blazars could be sources of high-energy neutrinos dates back to long before the detection of sub-PeV neutrinos and has since been explored in a number of studies (e.g. Mannheim 1995; Halzen & Zas 1997; Mücke et al. 2003; Kistler, Stanev, & Yüksel 2014; Murase, Inoue & Dermer 2014; Tavecchio & Ghisellini 2015, and papers from our group, as detailed below).

The spectral energy distributions (SEDs) of blazars are composed of two broad humps, a low-energy and a high-energy one. The peak of the low-energy hump (ν_{peak}^S) can occur at widely different frequencies, ranging from about $\sim 10^{12.5}$ Hz (~ 0.01 eV) to $\sim 10^{18.5}$ Hz (~ 13 keV). The high-energy hump, which may extend up to ~ 10 TeV, has a peak energy that ranges between $\sim 10^{20}$ Hz (~ 0.4 MeV) to $\sim 10^{26}$ Hz (~ 0.4 TeV) (Giommi et al. 2012b; Arsioli et al. 2015). Based on the rest-frame value of ν_{peak}^S , BL Lacs can be further divided into Low energy peaked (LBL) sources ($\nu_{\text{peak}}^S < 10^{14}$ Hz [< 0.4 eV]), Intermediate (10^{14} Hz $< \nu_{\text{peak}}^S < 10^{15}$ Hz [0.4 eV $< \nu_{\text{peak}}^S < 4$ eV]) and High ($\nu_{\text{peak}}^S > 10^{15}$ Hz [> 4 eV]) energy peaked (IBL and HBL) sources respectively (Padovani & Giommi 1995).

Padovani & Resconi (2014) (hereafter PR14), on the basis of a joint positional and energetic diagnostic using very high energy (VHE)³ lists and studying γ -ray SEDs, have suggested a possible association between eight BL Lacs (all HBL) and seven neutrino events reported by the IceCube collaboration in 2014 (IceCube Collaboration 2014). Following up on this idea, Petropoulou et al. (2015) have modelled the SEDs of six of these BL Lacs using a one-zone lepto-hadronic model and mostly nearly simultaneous data. The SEDs of the sources, although different in shape and flux, were all well fitted by the model using reasonable parameter values. Moreover, the model-predicted neutrino flux and energy for these sources were of the same order of magnitude as those of the IceCube neutrinos. In two cases, i.e. MKN 421 and H 1914–194, a suggestively good agreement between the model predictions and the neutrino fluxes was found.

Very recently, Padovani et al. (2015) have calculated the cumulative neutrino emission from BL Lacs “calibrated” by fitting the spectral energy distributions of the sources studied by Petropoulou et al. (2015) and their (putative) neutrino spectra. Within the so-called *blazar simplified view* (Giommi et al. 2012a; Giommi, Padovani, & Polenta 2013; Padovani & Giommi 2015; Giommi & Padovani 2015) and

by adding a hadronic component for neutrino production, BL Lacs as a class were shown to be able to explain the neutrino background seen by IceCube above ~ 0.5 PeV while only contributing on average ~ 10 per cent at lower energies. However, some room was left for individual BL Lacs to still make a contribution at the ≈ 20 per cent level to the IceCube low-energy events.

The hypothesis put forward by PR14 and Petropoulou et al. (2015), if correct, should materialise in an IceCube detection but this has not happened yet. At present, in fact, IceCube has not identified any point sources and therefore its signal remains unresolved. The published upper limits on blazars start to be in the ballpark of the scenario described above (PR14) although they do not rule it yet out (IceCube Collaboration 2015c).

Together with the larger neutrino samples recently provided by the IceCube Collaboration, new and better catalogues of high energy sources are now available, which overcome some of the limitations pointed out in PR 14, like the lack of an all-sky flux-limited TeV catalogue. The purpose of this paper is to study in a more quantitative way the possible connection between the IceCube astrophysical neutrinos and γ -ray emitting blazars. To this aim, we have selected a priori 2FHL (The Fermi-LAT Collaboration 2015) and 2WHSP (Chang et al. 2015, in preparation) as the best VHE catalogues, as detailed below. The *Fermi* 3LAC catalogue (Ackermann et al. 2015) was also used because of its size and all-sky coverage, although it reaches γ -ray photons of lower energy. We note that the scanning strategy and the intervals over which the connection between neutrinos and γ -ray sources was studied have also been fixed before any test was carried out.

Section 2 describes the neutrino and γ -ray catalogues used in this paper, while Section 3 discusses our statistical analysis. Section 4 gives our results, while in Section 5 we investigate the γ -ray counterparts and their SEDs. Section 6 summarises our conclusions. Appendix A deals with the 2FHL Galactic sources.

2 THE CATALOGUES

2.1 Neutrino lists

This work is based on the IceCube high-energy starting events (HESE) published by IceCube Collaboration (2014) and IceCube Collaboration (2015a), which cover the first four years of data plus the ν_μ selected from a large sample of high-energy through-going muons (see Aartsen et al. 2015, and the IceCube online link⁴ for the full list). Finally, we also included the very high energy (2.6 PeV deposited energy) event announced by the IceCube Collaboration in July 2015 (Schoenen & Raedel 2015).

Following PR14 we made the following two cuts to the HESE list: 1. neutrino energy $E_\nu \geq 60$ TeV, to reduce the residual atmospheric background contamination, which might still be produced by muons and atmospheric neutrinos and concentrates in the low-energy part of spectrum

³ We adopt here the definitions used in Aharonian (2004) for γ -ray astronomy: “high energy” (HE) or GeV astronomy spans the 30 MeV to 30 GeV energy range while VHE or TeV astronomy refers to the 30 GeV to 30 TeV range.

⁴ https://icecube.wisc.edu/science/data/HE_NuMu_diffuse

Table 1. Selected list of high-energy neutrinos detected by IceCube.

IceCube ID	Dep. Energy TeV	νf_ν^a 10^{-11} erg/cm ² /s	RA (2000)	Dec (2000)	Median angular error deg	b_{II} deg
3	$78.7^{+10.8}_{-8.7}$	$1.4^{+3.3}_{-1.2}$	08 31 36	−31 12 00	≤1.4	+5
4	165^{+20}_{-15}	$0.8^{+1.9}_{-0.7}$	11 18 00	−51 12 00	7.1	+9
5	71.4 ± 9.0	$1.3^{+3.0}_{-1.1}$	07 22 24	−00 24 00	≤1.2	+7
9	$63.2^{+7.1}_{-8.0}$	$2.1^{+4.7}_{-1.7}$	10 05 12	+33 36 00	16.5	+54
10	$97.2^{+10.4}_{-12.4}$	$1.2^{+2.8}_{-1.0}$	00 20 00	−29 24 00	8.1	−83
11	$88.4^{+12.5}_{-10.7}$	$1.1^{+2.5}_{-0.9}$	10 21 12	−08 54 00	16.7	+39
12	104 ± 13.0	$0.9^{+2.1}_{-0.8}$	19 44 24	−52 48 00	9.8	−29
13	253^{+26}_{-22}	$1.2^{+2.7}_{-1.0}$	04 31 36	+40 18 00	≤1.2	−5
14	1041^{+132}_{-144}	$1.1^{+2.6}_{-0.9}$	17 42 24	−27 54 00	13.2	+1
17	200 ± 27	$1.2^{+2.9}_{-1.0}$	16 29 36	+14 30 00	11.6	+38
19	$71.5^{+7.0}_{-7.2}$	$1.3^{+3.0}_{-1.1}$	05 07 36	−59 42 00	9.7	−36
20	1141^{+143}_{-133}	$1.1^{+2.6}_{-0.9}$	02 33 12	−67 12 00	10.7	−47
22	220^{+21}_{-24}	$0.7^{+1.7}_{-0.6}$	19 34 48	−22 06 00	12.1	−19
23	$82.2^{+8.6}_{-8.4}$	$1.5^{+3.5}_{-1.3}$	13 54 48	−13 12 00	≤1.9	+47
26	210^{+29}_{-26}	$1.1^{+2.6}_{-0.9}$	09 33 36	+22 42 00	11.8	+45
27	60.2 ± 5.6	$1.8^{+4.0}_{-1.5}$	08 06 48	−12 36 00	6.6	+10
30	129^{+14}_{-12}	$0.8^{+1.9}_{-0.7}$	06 52 48	−82 42 00	8.0	−27
33	385^{+46}_{-49}	$1.4^{+3.2}_{-1.2}$	19 30 00	+07 48 00	13.5	−5
35	2004^{+236}_{-262}	$1.4^{+3.3}_{-1.2}$	13 53 36	−55 48 00	15.9	+6
38	201 ± 16	$1.2^{+2.9}_{-1.0}$	06 13 12	+14 00 00	≤1.2	−2
39	101^{+13}_{-12}	$0.9^{+2.0}_{-0.7}$	07 04 48	−17 54 00	14.2	−5
40	157^{+16}_{-17}	$0.8^{+1.8}_{-0.6}$	09 35 36	−48 30 00	11.7	+3
41	$87.6^{+8.4}_{-10.0}$	$1.4^{+3.2}_{-1.2}$	04 24 24	+03 18 00	11.1	−30
44	$84.6^{+7.4}_{-7.9}$	$1.4^{+3.1}_{-1.1}$	22 26 48	+00 00 00	≤1.2	−46
45	430^{+57}_{-49}	$0.9^{+2.0}_{-0.7}$	14 36 00	−86 18 00	≤1.2	−24
46	158^{+15}_{-17}	$0.8^{+1.8}_{-0.7}$	10 02 00	−22 24 00	7.6	+26
47	$74.3^{+8.3}_{-7.2}$	$1.6^{+3.8}_{-1.4}$	13 57 36	+67 24 00	≤1.2	+48
48	105^{+14}_{-10}	$0.9^{+2.1}_{-0.8}$	14 12 24	−33 12 00	8.1	+27
51	$66.2^{+6.7}_{-6.1}$	$2.2^{+5.0}_{-1.8}$	05 54 24	+54 00 00	6.5	+14
52	158^{+16}_{-18}	$0.8^{+1.8}_{-0.7}$	16 51 12	−54 00 00	7.8	−6
	2600 ± 300		07 21 22	+11 28 48	0.27	+12

^a Fluxes in units of 10^{-8} GeV cm^{−2} s^{−1} can be obtained by multiplying the numbers in this column by 0.614.

(see Fig. 2 in [IceCube Collaboration 2014](#)); 2. median angular error $\leq 20^\circ$, to somewhat limit the number of possible counterparts. The final list includes 30 HESE and 21⁵ through-going ν_μ , for a total of 51 IceCube events. The former, together with the 2.6 PeV event, are listed in Tab. 1, which gives the deposited energy of the neutrino, the flux at the deposited energy in νf_ν units, the coordinates, the median angular error in degrees, and the Galactic latitude. For the through-going ν_μ , for which we refer the reader to the online IceCube link, we assumed a median angular error of 0.4° , as prescribed by the IceCube collaboration, apart from the 2.6 PeV event, for which the median angular error is 0.27° ([Schoenen & Raedel 2015](#)).

Neutrino fluxes have been derived as in PR14 but using a live time of detection of 1,347 days ([IceCube Collaboration 2015a](#)). This means that the values for the sources studied in PR14 are now smaller by a factor $1,347/998 = 1.363$. The derived fluxes are in the range $0.7 - 2.2 \times 10^{-11}$ erg cm^{−2} s^{−1} (i.e., $0.4 - 1.3 \times 10^{-8}$ GeV cm^{−2} s^{−1}) and errors are Poissonian for one event ([Gehrels 1986](#)).

2.2 γ -ray catalogues

2.2.1 *Fermi* 2FHL

The second catalogue of hard *Fermi*-Large Area Telescope (LAT) sources (2FHL: [The Fermi-LAT Collaboration 2015](#)) includes 360 sources and provides an all-sky view of VHE sources at $E > 50$ GeV. We remind the reader that 1FHL ([Ackermann et al. 2013](#)), the first *Fermi*-LAT catalogue of hard sources, had a 10 GeV threshold, i.e. still not on the VHE side. 2FHL, instead, bridges the gap between *Fermi*-LAT and ground based Cherenkov telescopes. Given its all-sky nature we can use 2FHL also to select a sample of Galactic sources. We then defined two subsamples: 1. the $|b_{\text{II}}| \geq 10^\circ$ subsample, which contains 257 objects, of which a very large fraction (~ 90 per cent) are blazars⁶. The remaining sources are mostly still unclassified but very likely to be blazars; 2. the $|b_{\text{II}}| < 10^\circ$ subsample, which contains 103 objects, of which a good fraction (~ 41 per cent) are still blazars. The remaining 59 per cent is composed of Galactic

⁵ One of the ν_μ events coincides with HESE ID 5 and was therefore discarded.

⁶ These and the following numbers reflect our own classification of many of the unclassified 2FHL sources, using also 2WHSP (see below), and are somewhat different from those given in the 2FHL paper.

objects, that is supernova remnants (SNR) and pulsar wind nebulae (PWN) (~ 33 per cent), and unclassified sources (~ 26 per cent), very likely to be Galactic as their VHE *Fermi* spectrum is harder than that of extragalactic sources (The *Fermi*-LAT Collaboration 2015). The Galactic sources are discussed in Appendix A.

We further subdivided the $|b_{\text{II}}| \geq 10^\circ$ subsample into HBL ($\nu_{\text{peak}}^S > 10^{15}$ Hz) and non HBL. The former sample contains 149 sources, all BL Lacs, while the latter, which is made up of 108 objects, contains mostly blazars of the IBL and LBL type (~ 69 per cent, including some FSRQs [~ 9 per cent]), unclassified sources (~ 23 per cent), and radio galaxies (~ 8 per cent).

2.2.2 2WHSP

The 1WHSP catalogue (Arsioli et al. 2015) provided a large area ($|b_{\text{II}}| > 20^\circ$) catalogue of $\sim 1,000$ blazars and blazar candidates selected to have $\nu_{\text{peak}}^S > 10^{15}$ Hz and therefore expected to radiate strongly in the HE and VHE bands. 1WHSP sources were characterized by a “figure of merit” (FoM), which quantified their potential detectability in the TeV band by the current generation of Imaging Atmospheric Cherenkov telescopes. This was defined as the ratio between the synchrotron peak flux of a source and that of the faintest blazar in the 1WHSP sample already detected in the TeV band. 1WHSP sources are all BL Lacs, with a large fraction of those with high FoM being known TeV sources (e.g., 36 per cent of those with $\text{FoM} \geq 1.2$) and the remaining ones thought to be within reach of detection by current VHE instrumentation. Although technically not a γ -ray catalogue, 1WHSP represented at the time the best way to compensate for the lack of full sky coverage in the TeV band for blazars. Moreover, ~ 30 per cent of the sources already had a *Fermi* 1FGL, 2FGL or 3FGL γ -ray counterpart.

Chang et al. (2015, in preparation) have updated the 1WHSP catalogue and produced 2WHSP, which reaches down to $|b_{\text{II}}| \geq 10^\circ$ and drops one of the previously adopted selection criteria (the IR colour-colour cut) to increase completeness at low IR fluxes and better include some HBL sources dominated in the optical and IR bands by the light from the host giant elliptical galaxy. The 2WHSP catalogue includes $\sim 1,700$ sources and therefore provides a ~ 70 per cent increase in size as compared to 1WHSP. It reaches much lower VHE fluxes, and it is almost seven times larger, than 2FHL.

The 2FHL and 2WHSP catalogues do not have the same composition in terms of blazar types. Of the 240 sources in the 2FHL catalogue that are identified with a counterpart at other frequencies and are located at $|b_{\text{II}}| \geq 10^\circ$ only ~ 71 per cent are also in 2WHSP. The remaining objects are all blazars with $\nu_{\text{peak}}^S < 10^{15}$ Hz, which therefore cannot be included in the 2WHSP sample by definition. On the other hand, ~ 93 per cent of the 2FHL HBL with $|b_{\text{II}}| \geq 10^\circ$ are also part of 2WHSP while ~ 70 per cent of the 2WHSP subsample with $\text{FoM} \geq 2$ are 2FHL HBL sources. We note that 2WHSP has an advantage over 2FHL, as it is not affected by extragalactic background light (EBL) absorption, since the FoM is defined at ν_{peak}^S , while 2FHL is selected based on the flux at $E > 50$ GeV. A relatively high redshift source, for example is less likely to be in the 2FHL sample than in 2WHSP.

2.2.3 Fermi 3LAC

We also used the third catalogue of AGN detected above 100 MeV by the *Fermi*-LAT (3LAC: Ackermann et al. 2015), more specifically the “clean sample” of 1,444 sources at $|b_{\text{II}}| \geq 10^\circ$ and free of the analysis issues, which affect some of the 3LAC detections. Basically all objects (~ 98.8 per cent) are blazars. We do not expect a neutrino signal from this sample, however, at least as far as the full sample is concerned, based on the results of Glösenkamp et al. (2015), who found no evidence of neutrino emission and a maximal contribution from *Fermi* 2LAC (Ackermann et al. 2011) blazars ~ 20 per cent. Moreover, Brown, Adams, & Chadwick (2015), using 70 months of *Fermi*-LAT observations, found no evidence of γ -ray emission associated with IceCube’s track-like neutrino events.

We further subdivided the 3LAC sample into an HBL ($\nu_{\text{peak}}^S > 10^{15}$ Hz), an FSRQ, and an “others” sample, which include 386, 415, and 645 sources respectively⁷. The “others” sample is made up for the most part of BL Lacs and “unclassified AGN” of the IBL and LBL type (~ 97 per cent), with the remaining ~ 3 per cent including steep-spectrum radio quasars and radio galaxies.

3 THE STATISTICAL ANALYSIS

To study the possible connection between the IceCube neutrinos and the source catalogues, we have introduced the observable N_ν defined as the number of neutrino events with at least one γ -ray counterpart found within the individual median angular error. To evaluate this, we also took into account the case of IceCube neutrinos with $|b_{\text{II}}| < 10^\circ$ but which could still be associated with a $|b_{\text{II}}| > 10^\circ$ γ -ray source given their large error radii. We do not only consider the whole γ -ray catalogues but within a given catalogue we scan versus flux, $N_\nu(f_\gamma)$ or, equivalently, versus FoM for 2WHSP, $N_\nu(\text{FoM})$. If only the strongest sources are associated to IceCube events such a scan will reveal a deviation from the randomised cases. The chance probability $P_i(N_\nu(f_\gamma, i))$, or equivalently $P_i(N_\nu(\text{FoM}, i))$, to observe a certain N_ν for sources with $f_\gamma \geq f_\gamma, i$ is determined on an ensemble of typically 10^5 randomised maps. Where needed, the sampling has been done over 10^6 randomised maps. To determine the random cases, we explored three different procedures: 1. randomisation of the γ -ray sample coordinates by drawing an equal number of positions homogeneously distributed over the sky, making sure that only random sources with b_{II} values in the same range as the original γ -ray catalogue are considered. This leaves untouched the IceCube positions, which are known to be not uniformly distributed, but might lose any large scale structure present in the γ -ray sample; 2. to at least partially obviate this, we have also randomised only the γ -ray sample right ascensions; 3. randomisation of the IceCube right ascensions, making sure that only random sources that can be associated with the γ -ray catalogue within the relevant error circles are considered (for example, a $|b_{\text{II}}| < 10^\circ$ IceCube random source can still be associated

⁷ These numbers sum up to 1,446 (and not 1,444) because two FSRQ happen to be HBL

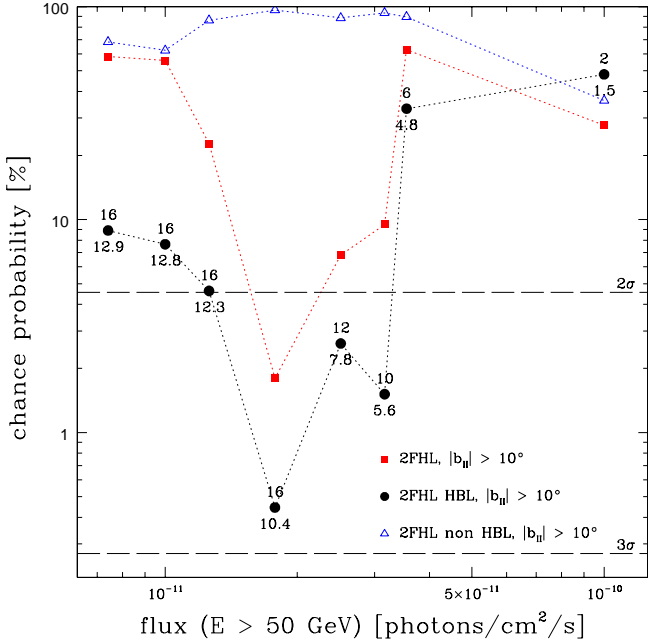


Figure 1. The chance probability of association of 2FHL with IceCube events for objects having $F(> 50 \text{ GeV})$ larger than the value on the x axis for the whole high Galactic latitude sample (red squares), HBL (black circles), and non HBL (empty blue triangles). All cases refer to a randomisation of the γ -ray sample on right ascension. The numbers give the observed (above the points) and average random values (below the points) of N_ν for HBL. The two dashed lines denote the 2σ and 3σ values.

with a 2WHSP object provided it has a large enough error radius). This preserves any large scale structure present in the γ -ray sample plus the IceCube declinations. However, the requirement above does not conserve the total area sampled by the IceCube error circles, resulting in a biased test statistics. As a result, we used procedures 1 and 2, conservatively taking as our best estimate of the probability of random association the *largest* of the two probabilities. Since our three catalogues are somewhat overlapping, in particular at large fluxes and FoM (see Section 2.2.2), the number of bins per scan is < 10 , and the points are not independent, we do not correct the probabilities for the “look elsewhere effect” (which would take into account the artificial p-value reduction due to the application of multiple tests). We have also fixed the catalogues studied at the beginning of this work as well as the bins in flux and FoM used for the scans.

4 RESULTS

4.1 Fermi 2FHL

Figure 1 shows the chance probability of association of 2FHL high Galactic latitude sources with IceCube events for objects having $F(> 50 \text{ GeV})$ larger than the value on the x axis and a randomisation of the γ -ray sample on right ascension, which gives the most conservative result. Red squares indicate the whole high Galactic latitude sample, black circles denote HBL only, and blue triangles represent non HBL

sources. The numbers give the observed (above the points) and average random value (below the points) of N_ν for HBL. Figure 1 shows the following:

- for the whole sample and for HBL the chance probability is strongly dependent on γ -ray flux, with an anti-correlation between probability and flux up to $F(> 50 \text{ GeV}) \sim 1.8 \times 10^{-11} \text{ photon cm}^{-2} \text{ s}^{-1}$ with a p-value $< 10^{-4}$ according to a Spearman test. We attribute the turn-over in p-value at very large γ -ray fluxes to small number statistics;
- p-values ~ 1.8 per cent are reached for $F(> 50 \text{ GeV}) \gtrsim 1.8 \times 10^{-11} \text{ photon cm}^{-2} \text{ s}^{-1}$ for the whole sample;
- p-values ~ 0.4 per cent are reached for $F(> 50 \text{ GeV}) \gtrsim 1.8 \times 10^{-11} \text{ photon cm}^{-2} \text{ s}^{-1}$ for HBL;
- non HBL sources display no correlation between γ -ray flux and p-value, the latter being always $\gtrsim 40$ per cent. This shows that the relatively low p-values reached by the whole sample are driven solely by HBL;
- at the flux at which p-value is minimum for HBL N_ν is 16, while the average value from the randomisation is 10.4, which means that only ≈ 6 IceCube events have a “real” counterpart;
- for the same flux the number of HBL γ -ray sources with a neutrino counterpart is 27, while the whole “parent” γ -ray sample includes 92 sources.

At this level of p-value this result would be significant for astronomers but only at the level of “a hint” for physicists, who require a 5σ level to claim a “discovery”. We follow physicists here and consider this a potentially very interesting result, worth of further investigations. Therefore, we can say that a hint of an association between the 2FHL high Galactic latitude HBL and IceCube events is present in the data.

4.2 2WHSP

Figure 2 shows the chance probability of association of 2WHSP sources with IceCube events for objects having FoM larger than the value on the x axis and a randomisation of the γ -ray sample on both coordinates, which gives the most conservative result. The numbers give the observed (above the points) and average random values (below the points) of N_ν . The figure shows the following:

- the chance probability is dependent on FoM, with an anti-correlation between probability and flux up to FoM ~ 1 with a p-value $< 10^{-4}$ according to a Spearman test;
- p-values ~ 0.7 per cent are reached for FoM $\gtrsim 1$;
- at the flux at which p-value is minimum for HBL N_ν is 18, while the average value from the randomisation is 12.7, which means that only ≈ 5 IceCube events have a “real” counterpart;
- for the same flux the number of γ -ray sources with a neutrino counterpart is 32, while the whole “parent” γ -ray sample includes 137 sources.

Therefore, a hint of an association between the 2WHSP sample and IceCube events is present in the data. Note that a FoM ~ 1 is roughly equivalent to $F(> 50 \text{ GeV}) \sim 2.5 \times 10^{-11} \text{ photon cm}^{-2} \text{ s}^{-1}$ (de-absorbed). Taking into account

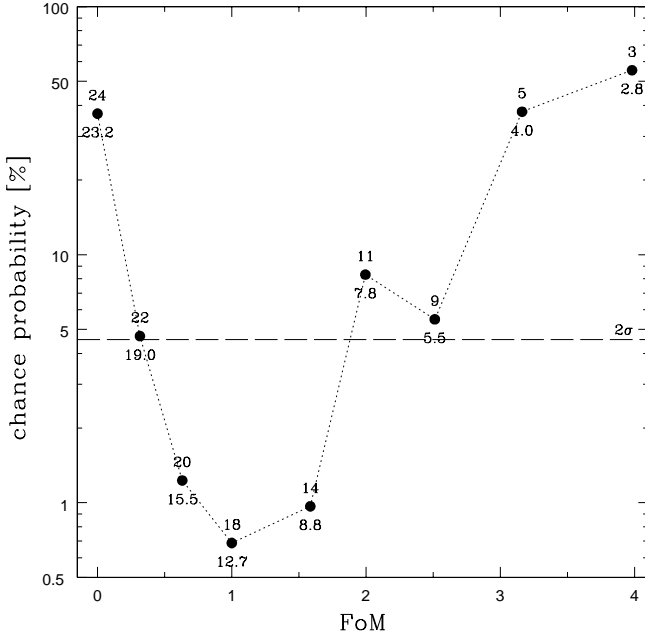


Figure 2. The chance probability of association of 2WHSP sources with IceCube events for objects having FoM larger than the value on the x axis for a randomisation of the γ -ray sample on both coordinates. The numbers give the observed (above the points) and average random values (below the points) of N_ν . The dashed line denotes the 2σ value.

the EBL the corresponding flux is quite close to the value for which the p-value is minimum for 2FHL HBL.

4.3 Fermi 3LAC

Figure 3 shows the chance probability of association of 3LAC “clean” sources with IceCube events for objects having $F(> 100 \text{ MeV})$ larger than the value on the x axis. Filled red squares indicate the whole sample, randomised on both coordinates, black circles denote HBL, randomised on right ascension, blue triangles represent FSRQ, while empty red squares are for other sources, namely non-HBL and non-FSRQ, both randomised on both coordinates. The numbers give the observed (above the points) and average random values (below the points) of N_ν for HBL. The figure shows the following:

- the chance probability is strongly dependent on γ -ray flux, with an anti-correlation between probability and flux up to $F(> 100 \text{ MeV}) \sim 6 \times 10^{-9} \text{ photon cm}^{-2} \text{ s}^{-1}$ with a p-value $< 7 \times 10^{-3}$ for all samples apart from the FSRQ one;
- the minimum p-value for the whole 3LAC sample and for “others” is ~ 24 per cent for $F(> 100 \text{ MeV}) \sim 6 \times 10^{-9} \text{ photon cm}^{-2} \text{ s}^{-1}$;
- the minimum p-value for HBL is ~ 1.3 per cent for $F(> 100 \text{ MeV}) \sim 6 \times 10^{-9} \text{ photon cm}^{-2} \text{ s}^{-1}$;
- the minimum p-value for FSRQ is ~ 74 per cent for $F(> 100 \text{ MeV}) \sim 3 \times 10^{-8} \text{ photon cm}^{-2} \text{ s}^{-1}$;
- at the flux at which the p-value is minimum for HBL N_ν is 19, while the average value from the randomisation

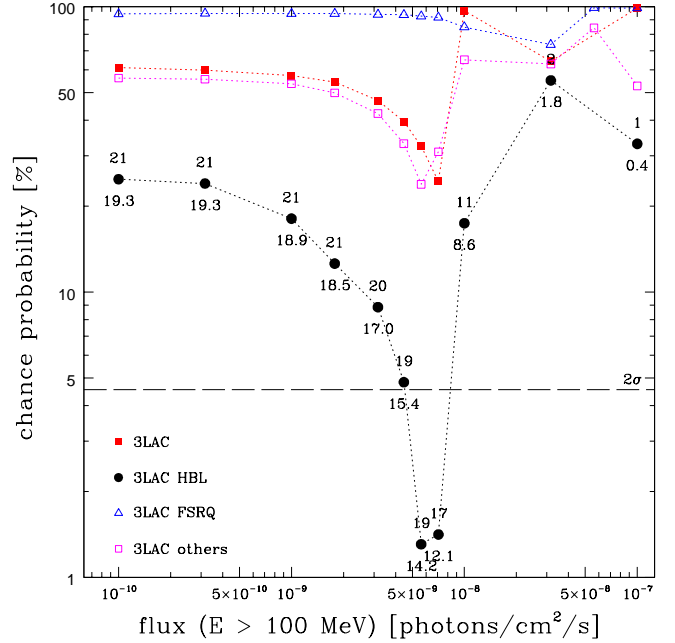


Figure 3. The chance probability of association of 3LAC “clean” sources with IceCube events for objects having $F(> 100 \text{ MeV})$ larger than the value on the x axis for the whole sample (filled red squares), HBL (black circles), FSRQ (blue triangles), and others (non-HBL and non-FSRQ: empty red squares). Only HBL are randomised on right ascension, while the other samples are randomised on both coordinates. The numbers give the observed (above the points) and average random values (below the points) of N_ν for HBL. The dashed line denotes the 2σ value.

is 14.2, which means that only ≈ 5 IceCube events have a “real” counterpart;

- for the same flux the number of HBL γ -ray sources with a neutrino counterpart is 38, while the whole “parent” γ -ray sample includes 147 sources.

In summary, there is no evidence for an association between the 3LAC “clean” sample and IceCube events. As discussed in Section 2.2.3, this was to be expected for the full sample, as Glösenkamp et al. (2015) did not make any cut on γ -ray flux. However, there is a hint of an association between the 3LAC HBL and IceCube events. This is not the case for the 3LAC FSRQ.

5 ASTROPHYSICS OF POSSIBLE ICECUBE COUNTERPARTS

The deviations from random expectation of N_ν for the 2FHL HBL and the 2WHSP samples are ~ 0.4 per cent for $F(> 50 \text{ GeV}) \gtrsim 1.8 \times 10^{-11} \text{ photon cm}^{-2} \text{ s}^{-1}$ and ~ 0.7 per cent for FoM $\gtrsim 1$ respectively. We therefore examined in detail the corresponding counterparts to IceCube events, which are all HBL by definition.

Table 2 lists the main properties of the 2FHL HBL and 2WHSP sources satisfying the requirements mentioned above by giving the IceCube ID, the 2WHSP name (which includes the coordinates), the 2FHL name, the common

Table 2. 2FHL HBL sources with $F(> 50 \text{ GeV}) \geq 1.8 \times 10^{-11} \text{ photon cm}^{-2} \text{ s}^{-1}$ and 2WHSP sources with FoM ≥ 1.0 in one median angular error radius around the positions of the IceCube events. The counterparts of the most probable matches are indicated in boldface.

ID	2WHSP name	2FHL name	Common name	offset deg	z	FoM	flux ^a	Comments
9	J091037.0+332924	J0910.4+3327	Ton 1015	11.4	0.350	2.0	0.283	positional match (PR14)
	J091552.4+293324	J0915.9+2931	B2 0912+29	11.2	>0.19	2.5	0.324	positional match (PR14)
	J101504.1+492600	J1015.0+4926	1ES 1011+496	15.9	0.212	4.0	1.62	most probable match (PR14)
	J110427.3+381231	J1104.4+3812	MKN 421	12.8	0.031	57.5	12.4	most probable match (PR14)
10	J235907.8+303740		H 2356+309	4.7	0.165	2.0	0.69 ^b	most probable match (PR14)
11	J095302.7+084018	J0952.9+0841	1RXS J095303.4+084003	7.0	...	0.8	0.385	positional match (PR14)
	J102243.7+011302	J1022.7+0112	1RXS J102244.2+011257	7.7	>0.36	1.3	0.171	positional match (PR14)
	J102658.5+174858	J1027.0+1749	1RXS J102658.5+174905	9.0	0.267	1.0	0.196	most probable match?
12	J193656.1+471950	J1936.9+4721	PMN J1936+4719	5.6	0.265	1.3	0.240	most probable match? ^c
	J195502.8+564028	J1954.9+5641	1RXS J195503.1+56403	4.2	...	1.0	0.127	positional match
	J195945.6+472519	J1959.6+4725	SUMSS J195945+472519	5.9	...	1.0	0.183	positional match
	J200925.3+484953	J2009.4+4849	PKS 2005+489	5.6	0.071	10.0	0.970	positional match (PR14)
14	J171405.4+202752	J1713.9+2027	1RXS J171405.2+202747	9.9	...	1.3	0.275	most probable match?
17	J155543.0+111124	J1555.7+1111	PG 1553+113	8.9	...	7.9	4.20	most probable match (PR14)
19	J050657.8+543503	J0506.9+5434	1RXS J050656.8+543456	5.1	>0.26	1.0	0.131	positional match (PR14)
	J054357.2+553207	J0543.9+5533	1RXS J054357.3+553206	6.4	...	2.5	0.527	positional match ^d
20	J014347.3+584551	J0143.8+5847	SUMSS J014347+584550	10.1	...	2.0	0.161	positional match ^e
	J035257.4+683117	J0352.7+6831	PKS 0352+686	7.6	0.087	2.0	0.228	positional match (PR14)
22	J191744.8+192131	J1917.7+1921	1H1914+194	4.8	0.137	1.6	0.814	most probable match (PR14)
		J1921.9+1607	PMN J1921+1607	6.7	0.397	most probable match?(PR14) ^f
	J195814.9+301111	J1958.3+3011	1RXS J195815.6+30111	9.7	0.119	1.3	0.282	most probable match?(PR14) ^f
	J090534.9+135806	J0905.7+1359	MG1 J090534+1358	10.9	...	1.0	0.192	positional match (PR14)
26	J091552.4+293324 ^g	J0915.9+2931	B2 0912+29	7.9	>0.19	2.5	0.324	positional match (PR14)
27	J081627.2+131152	J0816.3+1311	PMN J0816+1311	2.4	...	2.5	0.344	positional match ^e
35	J130421.0+435310	J1304.5+4353	1RXS J130421.2+435308	14.3	...	2.0	0.235	positional match (PR14)
	J130737.9+425938	J1307.6+4259	1RXS J130737.8+425940	14.8	...	3.2	0.351	positional match (PR14)
	J131503.3+423649	J1315.0+4238	1ES 1312+423	14.6	0.105	2.5	0.157	positional match (PR14)
	J132840.6+472749	J1328.6+4728	1WGA J1328.6+4727	9.2	...	0.4	0.209	positional match
39	J134441.7+451007		SUMSS J134441+451002	10.7	...	1.0		positional match
	J0622.4+2604	J0622.4+2604	PMN J0622+2605	12.8	0.414	...	0.258	positional match
	J063059.5+240646	J0631.0+2406	1RXS J063059.7+240636	10.0	...	1.6	0.322	positional match
	J064933.6+313920	J0649.6+3139	1RXS J064933.8+31391	14.2	...	0.8	0.225	most probable match?
40	J102356.1+433601		SUMSS J102356+433600	9.7	...	2.5	2.08 ^b	most probable match?
41	J041652.4+010523	J0416.9+0105	1ES 0414+009	2.9	0.287	3.2	0.269	most probable match
46	J094709.5+254100		1RXS J094709.2+254056	4.7	...	1.0		positional match
	J102658.5+174858 ^h	J1027.0+1749	1RXS J102658.5+174905	7.4	0.267	1.0	0.196	most probable match?
48	J144037.8+384655	J1440.7+3847	1RXS J144037.4+38465	8.0	...	1.3	0.184	positional match
51	J054030.0+582338	J0540.5+5822	GB6 J0540+5823	4.8	...	1.6	0.187	positional match
	J060200.4+531600	J0601.9+5317	GB6 J0601+5315	1.3	...	1.0	0.101	positional match

^a $f(E > 50 \text{ GeV})$ in units of $10^{-10} \text{ ph/cm}^2/\text{s}$

^b not in 2FHL: 1FHL flux [$f(E > 10 \text{ GeV})$]

^c was positional match in PR14

^d was most probable match in PR14 but TeV upper limits rule that out

^e was most probable match in PR14 but 2FHL data rule that out

^f was positional match in PR14

^g also counterpart of ID 9

^h also counterpart of ID 11

name, the offset between the reconstructed position of the IceCube event and the blazar one, the redshift of the source (if available), the FoM, and the $> 50 \text{ GeV}$ flux from the 2FHL catalogue (if available). Given the very strong variability of blazars the flux values should be taken only as approximate. Nevertheless, on average a stronger neutrino source should also be a stronger γ -ray source, unless significant absorption is present.

The table contains 37 objects matched to 18 IceCube events. The overlap between the two samples, as expected, is quite large: 25 of the 27 2FHL objects are

also 2WHSP sources, although three of them are below the FoM cut of 1, while 28 of the 32 2WHSP objects are also 2FHL sources, although five of them are below the γ -ray flux cut of $F(> 50 \text{ GeV}) \gtrsim 1.8 \times 10^{-11} \text{ photon cm}^{-2} \text{ s}^{-1}$. Two sources are matched to two different IceCube events: 2WHSPJ091552.4+293324 (ID 9 and 26) and 2FHL J1027.0+1749 (ID 11 and 46).

The comments in Table 2 refer to the hybrid photon – neutrino SED of the sources. Namely, following PR14 we have first put together the γ -ray SEDs of all sources using

the SED builder⁸ of the ASI Science Data Centre (ASDC) adding, if needed, VHE data taken from the literature. We have also included the flux per neutrino event at the specific energy. We then performed an “energetic” diagnostic by checking if a simple extrapolation succeeded in connecting the most energetic γ -rays to the IceCube neutrino in the hybrid SED, taking into account the rather large uncertainty in the flux of the latter. If this was the case we considered the source to be a “most probable” match. Otherwise, the object was considered a simple positional match. The idea behind this was to see how the neutrino and photon energetics compared and therefore have a much stronger discriminant than a simple cross-correlation.

We note that we do not include here the 3LAC counterparts for the simple reason that the few sources not overlapping with 2FHL or 2WHSP do not have, by definition, VHE γ -ray data and therefore the hybrid SED is not very informative.

As it turns out, the large majority of the sources in Table 2, that is all but six of those associated with the IceCube events discovered in the first three years of data, had already been considered by PR14. Based on the new data available and the revised neutrino fluxes (see Section 2.1), the classifications made by PR14 have been changed for six sources, as detailed in the Table.

The SEDs of sources associated with IceCube events having ID > 35 in Table 2, associated with the fourth year of IceCube data, were studied ex-novo. At least one, that is 1ES 0414+009, whose SED is shown in Fig. 4, is without doubt a most probable match, giving its rising SED and large de-absorbed TeV fluxes, while three more could be most probable matches.

The detailed SED study of the 2FHL and WHSP candidates suggests then that five IceCube events (9, 10, 17, 22, and 41) have most probable matches (with the respective counterparts highlighted in boldface), with a few more (11, 12, 14, 39, 40, and 46) having possible counterparts. SUMSS J102356–433600, however, the possible counterpart of ID 40, is an unlikely counterpart once one considers the Galactic source Vela Junior (see Appendix A and Fig. A1).

6 DISCUSSION

Consistently with PR14, HBL appear to be the only plausible blazar counterparts of at least some of the IceCube events. However, while in PR14 this statement could not be properly supported by a statistical analysis due to the lack of complete, all-sky, VHE catalogues, in this paper we have addressed this issue by introducing a new observable, N_ν , and by making use of the very recently completed, and independently built, 2FHL, 3LAC, and 2WHSP catalogues. The former is defined as the number of neutrino events with at least one γ -ray counterpart found within the individual median angular error.

The chance probability in the individual catalogues, $P_i(N_\nu(f_\gamma, i))$, reaches values 0.4 – 1.3 per cent for HBL and appears to be strongly dependent on γ -ray flux and

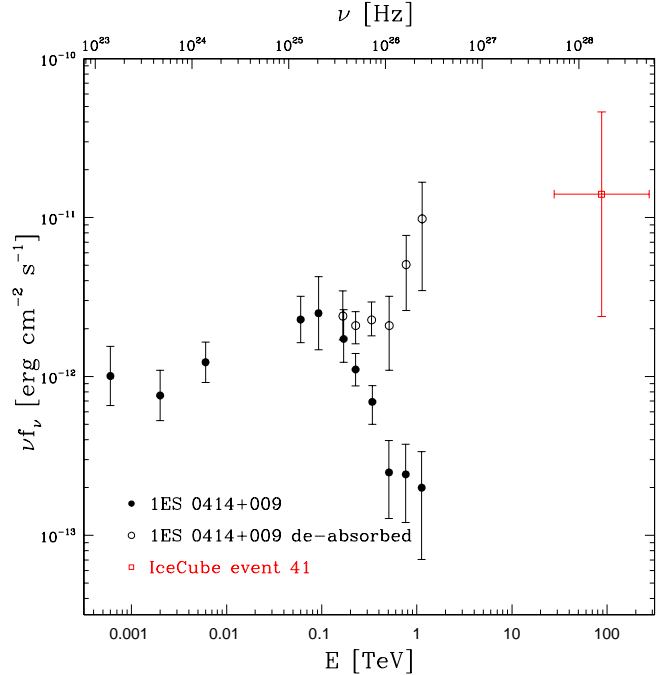


Figure 4. *Fermi* γ -ray SED (The *Fermi*-LAT Collaboration 2015; Acero et al. 2015) and HESS data observed (black filled circles) and corrected for absorption by the EBL (black open circles; Finke et al. 2015) of 1ES 0414+009, the only 2WHSP counterpart with FoM ≥ 2.5 in the IceCube error circle (ID 41). The (red) open square represents the neutrino flux for the corresponding IceCube event; vertical error bars are Poissonian for one event, while the horizontal one indicates the range over which the flux is integrated.

FoM, with a minimum at $F(> 50 \text{ GeV}) \gtrsim 1.8 \times 10^{-11} \text{ photon cm}^{-2} \text{ s}^{-1}$ (2FHL), $F(> 100 \text{ MeV}) \gtrsim 5.6 \times 10^{-9} \text{ photon cm}^{-2} \text{ s}^{-1}$ (3LAC), and FoM $\gtrsim 1$. We then carefully examined the SEDs of all these sources, applying the “energetic” test of PR14. This way we identified ≈ 5 HBL by checking if a simple extrapolation succeeded in connecting the most energetic γ -rays to the IceCube neutrino in an hybrid SED.

This number of most probable matches is in very good agreement with the value coming from our randomisations. Namely, we expect $\sim 10, 13$, and 14 spurious matches on average (for the 2FHL, 2WHSP, and 3LAC catalogues respectively), which translates, based on the number of observed matches (16, 18, and 19), into $\sim 5 - 6$ “real” counterparts. This highlights once more the importance of the SED diagnostic in singling out the best candidates.

As found by Padovani et al. (2015) in a model-dependent fashion, it turns out that the neutrino signal from blazars is not a predominant component of current IceCube data: only ≈ 5 (up to ≈ 10 including the possible “most probable matches”) IceCube events can be associated with HBL. These need to be compared with our list of 51 events, which includes 30 HESE and 21 through-going ν_μ , which corresponds to a model-independent fraction of the IceCube signal $\sim 10 - 20$ per cent. This does not exclude the possibility that this fraction might increase once IceCube reaches fainter fluxes.

Based on our results, to be a neutrino source candi-

⁸ <http://tools.asdc.asi.it/SED/>

date a blazar needs to be: 1. a relatively strong source; 2. a VHE γ -ray source; 3. an HBL. This is relevant also to explain the lack of signal from *Fermi* blazars in IceCube Glüsenskamp et al. (2015), who, we note, did not make any cut on γ -ray flux, although they considered, apart from the whole 2LAC, also FSRQ, LBL, and IBL+HBL sub-samples.

We have in fact applied the same statistical tests not only to HBL but also to FSRQ and IBL and LBL in general, with null results (see Fig. 1 and 3). This leaves HBL as the only possible extragalactic γ -ray detected IceCube counterparts. We note that, since PR14 used TeVCat, 1WHSP, and 1FHL, the sensitivity to FSRQ was only marginal (e.g. only ~ 10 per cent of the sources in their Table 2 are FSRQ). This is not the case in this paper, since we also consider the 3LAC sample.

None of the matches in Tab. 2 are track-like events. To probe this further, we have re-done the statistical analysis separately for the 29 track-like events, with null results. Namely, no counterparts were observed for the full 2FHL and 3LAC HBL samples, while three were detected in the full 2WHSP catalogue (all with FoM ≤ 0.3). The corresponding curves in Fig. 1 to 3 would then be an horizontal line at 100% for the first two samples and a very similar line (with a small dip to $\sim 20\%$ only for FoM ≤ 0.3) for 2WHSP. The lack of track-like events in Tab. 2 persists even if we assume a median angular error of 1° for the ν_μ events. Only for an error of 2° one counterpart with FoM ≥ 2 appears in the 2WHSP catalogue, while ~ 0.5 are expected, based on our simulations. This indicates that by using tracks only we are still not sensitive to the HBL neutrino signal, as also expected from the fact that tracks trace only about 1/6 of the astrophysical signal under the assumption of a flavour ratio $\nu_e : \nu_\mu : \nu_\tau = 1 : 1 : 1$. We note that IceCube Collaboration et al. (2015) have looked for correlations between IceCube neutrinos and the highest-energy cosmic rays measured by the Pierre Auger Observatory and the Telescope Array. Even in their case the smallest of the p-values comes from the correlation between ultrahigh-energy cosmic rays with IceCube cascades (i.e. non track-like).

It is important to stress that we are not limited by the γ -ray samples but by the neutrino statistics. As illustrated, in fact, in Fig. 5, comparing the first half of the HESE sample with the four year one, the p-value decreases steadily at relevant γ -ray fluxes for the 2FHL HBL as the live time increases. Assuming there is indeed a signal, this gives us hope that the continuous accumulation of data from IceCube and future neutrino observatories (e.g. KM3NeT, IceCube-Gen2; Margiotta 2014; IceCube-Gen2 Collaboration 2014) can turn the hint we observed into a discovery.

7 CONCLUSIONS

We have investigated the correlation between γ -ray sources from the 2FHL, 2WHSP, and 3LAC samples with the latest list of IceCube neutrinos. This was done by first deriving the number of neutrino events with at least one γ -ray counterpart within the individual IceCube median angular error and then by estimating the related chance probability using an ensemble of $10^5 - 10^6$ random maps. For the three catalogues the p-values reach 0.4 – 1.3 per cent for HBL and appears to be strongly dependent on γ -ray flux

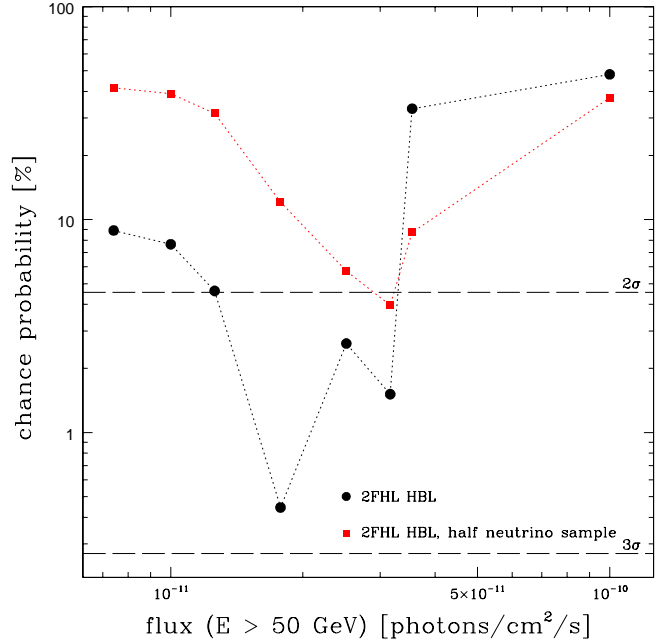


Figure 5. The chance probability of association of high Galactic latitude 2FHL HBL for objects having $F(> 50 \text{ GeV})$ larger than the value on the x axis for the four year (black circles) and for the first half of the IceCube HESE sample (red squares). All cases refer to a randomisation of the γ -ray sample on right ascension.

and FoM. Through careful examination of the hybrid γ -ray – neutrino SEDs of the sources giving the strongest signal (the “energetic” test of PR14) we have identified ≈ 5 HBL as the most probable IceCube counterparts. This number is in very good agreement with the value coming from our randomisations, highlighting once more the importance of the SED diagnostic in singling out the best candidates, and corresponds to a model-independent fraction of the current IceCube signal $\sim 10 - 20$ per cent. Other types of blazars give null results, indicating that to be a neutrino source candidate a blazar needs to be a relatively strong VHE γ -ray source with $\nu_{\text{peak}}^S > 10^{15} \text{ Hz}$. The p-values obtained for the 2FHL HBL by comparing the first half of the HESE sample with the four year one indicates that we are limited by the neutrino statistics. If a signal is indeed there, more data from IceCube and future neutrino observatories should turn our hint into a discovery.

As for Galactic sources, although we cannot perform a correlation study similar to that done for blazars due to the complications related to the randomisation in this case, we nevertheless studied their hybrid SEDs and found that two IceCube neutrinos have most probable Galactic 2FHL counterparts (with one more having a possible counterpart: see Appendix A).

ACKNOWLEDGMENTS

We thank Stefan Coenders for useful comments and the many teams, which have produced the data and catalogues used in this paper for making this work possi-

ble. ER is supported by a Heisenberg Professorship of the Deutsche Forschungsgemeinschaft (DFG RE 2262/4-1), BA by the Brazilian Scientific Program “Ciências sem Fronteiras” Cnpq, and YLC by a scholarship provided by the Government of the Republic of China (Taiwan). We acknowledge the use of data and software facilities from the ASDC, managed by the Italian Space Agency (ASI).

REFERENCES

- Aartsen M. G., et al., 2013, *Phys. Rev. Lett.*, 111, 021103
Aartsen M. G., et al., 2015, *Phys. Rev. Lett.*, 115, 081102
Acero F., et al., 2013, *ApJ*, 773, 77
Acero F., et al., 2015, *ApJS*, 218, 23
Ackermann M., et al., 2011, *ApJ*, 743, 171
Ackermann M., et al., 2013, *ApJS*, 209, 34
Ackermann M., et al., 2015, *ApJ*, 810, 14
Aharonian F., 2004, *Very High Energy Cosmic Gamma Radiation: A Crucial Window on the Extreme Universe*. World Scientific Press, Singapore
Aharonian F., et al., 2006, *ApJ*, 636, 777
Aharonian F., et al., 2007, *ApJ*, 661, 236
Ahlers M., Halzen F., 2015, *Rep. Prog. Phys.*, 78, 126901
Arsioli B., Fraga B., Giommi P., Padovani P., Marrese, M., 2015, *A&A*, 579, A34
Brown A. M., Adams J., Chadwick P. M., 2015, *MNRAS*, 451, 323
The Fermi-LAT Collaboration, 2015, *ApJ*, submitted (arXiv:1508.04449)
Finke J. D., Reyes L. C., Georganopoulos M., Reynolds K., Ajello M., Fegan S. J., McCann K., 2015, *ApJ*, 814, 20
Gehrels N. 1986, *ApJ*, 303, 336
Giommi P., Padovani P., Polenta G., Turriziani S., D’Elia V., Piranomonte S., 2012a, *MNRAS*, 420, 2899
Giommi P., et al., 2012b, *A&A*, 514, 160
Giommi P., Padovani P., Polenta G., 2013, *MNRAS*, 431, 1914
Giommi P., Padovani P., 2015, *MNRAS*, 450, 2404
Glüsenkamp T., for the IceCube Collaboration, 2015, proceedings of the RICAP-14 conference, Noto, Sicily (arXiv:1502.03104)
Halzen F., Zas E., 1997, *ApJ*, 488, 669
H.E.S.S. Collaboration, et al., 2014, *A&A*, 564, A9
IceCube Collaboration, 2013, *Science*, 342, 1242856
IceCube Collaboration, 2014, *Phys. Rev. Lett.*, 113, 101101
IceCube Collaboration, 2015a, Contributions to the 34th International Cosmic Ray Conference (ICRC 2015), p. 45 (arXiv:1510.05223)
IceCube Collaboration, 2015b, Contributions to the 34th International Cosmic Ray Conference (ICRC 2015), p. 37 (arXiv:1510.05223)
IceCube Collaboration, 2015c, Contributions to the 34th International Cosmic Ray Conference (ICRC 2015), p. 5 (arXiv:1510.05222)
IceCube Collaboration, et al., 2015, submitted (arXiv:1511.09408)
IceCube-Gen2 Collaboration, 2014, arXiv:1412.5106
Kistler M. D., Stanev T., Yüksel H., 2014, *Phys. Rev. D*, 90, 123006
Mannheim K., 1995, *Astroparticle Physics*, 3, 295
Margiotta A., 2014, *NIMPA*, 766, 83
Mücke A. et al., 2003, *Astroparticle Physics*, 18, 593
Murase K., Inoue Y., Dermer C. D., 2014, *Phys. Rev. D*, 90, 023007
Padovani P., Giommi P., 1995, *ApJ*, 444, 567
Padovani P., Resconi E., 2014, *MNRAS*, 443, 474 (PR14)
Padovani P., Giommi P., 2015, *MNRAS*, 446, L41

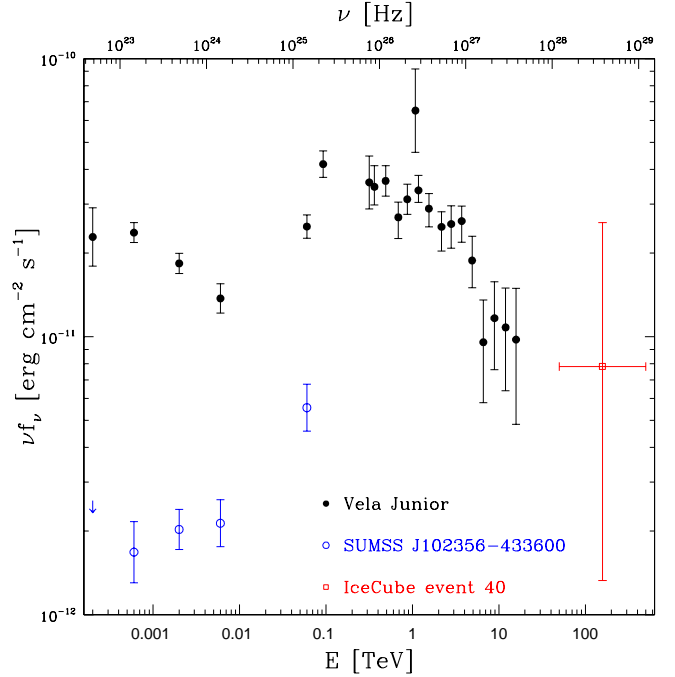


Figure A1. γ -ray SEDs of two sources in the error circle of ID 40, namely: the Vela Junior SNR (black filled circles: The Fermi-LAT Collaboration 2015; Acero et al. 2015; Aharonian et al. 2007) and the HBL SUMSS J102356–433600 (open blue circles: Acero et al. 2015). The (red) open square represents the neutrino flux for the corresponding IceCube event; error bars as described in the caption of Fig. 4.

- Padovani P., Petropoulou M., Giommi P., Resconi E., 2015, *MNRAS*, 452, 1877
Petropoulou M., Dimitrakoudis S., Padovani P., Mastichiadis A., Resconi E., 2015, *MNRAS*, 448, 2412
Schoenen S., Raedel L., 2015, *Astron. Telegram*, 7856, 1
Urry C. M., Padovani P., 1995, *PASP*, 107, 803
Tavecchio F., Ghisellini G., 2015, *MNRAS*, 451, 1502

APPENDIX A: GALACTIC SOURCES

The case for Galactic sources is more complex: a randomisation of the γ -ray positions is, in fact, in this case meaningless because one loses the information on the concentration of sources at small b_{II} ($\lesssim 2^\circ$) values. And, as discussed in Sec. 3, the randomisation of the IceCube right ascensions would result in a biased test statistics.

Nevertheless, based on the results of PR14, who had singled out two PWN as most probable counterparts to two IceCube neutrinos, we list in Table A1 the main properties of all Galactic 2FHL matches with $|b_{\text{II}}| \leq 10^\circ$, defined as non blazar sources excluding the unclassified ones. The table gives the IceCube ID, the 2FHL name, the common name, the 2FHL coordinates, the offset between the reconstructed position of the IceCube event and the blazar one, the 2FHL > 50 GeV flux, and the class. Note that 3/5 events are also listed in Tab. 2.

We note that all sources in Table A1 associated with the IceCube events discovered in the first three years of data had been already considered by PR14. Based on the data

Table A1. 2FHL Galactic sources in one median angular error radius around the positions of the IceCube events. The counterparts of the most probable matches are indicated in boldface.

ID	2FHL name	Common name	RA (2000)	Dec (2000)	offset deg	f (E > 50 GeV) 10 ⁻¹⁰ ph/cm ² /s	Class ^a	Comments
14	J1745.7–2900	SgrA*	17 45 42.4	−29 00 37	1.3	1.070	Ext. Gal.	positional match (PR14)
	J1801.7–2358	HESS J1800–240B	18 01 47.0	−23 58 39	5.9	0.569	SNR	most probable match?
	J1801.3–2326	W28	18 01 21.5	−23 26 24	6.2	1.280	SNR	positional match (PR14)
	J1805.6–2136	W30	18 05 38.4	−21 36 36	8.2	2.680	Ext. Gal.	positional match (PR14)
33	J1911.0+0905	W49B	19 11 01.4	+09 05 13	4.9	0.462	SNR	positional match (PR14)
	J1923.2+1408	W51	19 23 16.8	+14 08 24	6.6	0.897	SNR	positional match (PR14)
35	J1303.4–6312	HESS J1303–631	13 02 59.9	−63 12 00	9.8	0.910	PWN	positional match (PR14)
	J1355.1–6420	HESS J1356–645	13 55 07.1	−64 20 24	8.5	0.833	PWN	positional match (PR14)
	J1443.2–6221	RCW86	14 43 16.8	−62 21 00	9.1	0.683	SNR	positional match (PR14)
	J1419.3–6047	HESS J1420–607	14 19 19.1	−60 48 00	6.0	1.650	PWN	positional match (PR14)
	J1514.0–5915	HESS J1514–591	15 14 02.3	−59 15 36	11.3	1.490	PWN	positional match (PR14)
40	J0833.1–4511	Vela Pulsar	08 33 09.5	−45 11 24	11.2	1.030	PWN	positional match
	J0835.3–4511	PSR J0835–4510	08 35 23.7	−45 11 09	10.8	0.274	Radio Pulsar	positional match
	J0852.8–4631	Vela Junior	08 52 48.0	−46 31 12	7.5	5.030	SNR	most probable match
52	J1615.3–5146	HESS J1614–518	16 15 19.2	−51 46 48	5.8	2.340	Ext. Gal.	most probable match
	J1616.2–5054	HESS J1616–508	16 16 14.4	−50 54 36	6.2	1.860	PWN	most probable match?
	J1633.5–4746	HESS J1632–478	16 33 00.0	−47 46 12	6.9	2.580	PWN	most probable match?
	J1640.6–4632	HESS J1641–463	16 40 41.7	−46 33 00	7.6	1.030	SNR	positional match

^a SNR: supernova remnant; PWN: pulsar wind nebula; ext. Gal.: extended Galactic source

available now and the revised neutrino fluxes (see Section 2.1), we confirm the classification made by PR14 for all but one source: HESS J1800–240B was considered a positional match but we now believe it *could* be a most probable match. We note that none of the two PWN in Table 4 of PR14, namely HESS J1809–193 (connected to IceCube event 14) and MGRO J1980+06 (related to IceCube event 33) are in Table A1. This could be due to their relatively steep γ -ray spectra. Based on Figs. 6 and 7 of PR14 we still consider these two sources to be most probable matches.

The SEDs of the last seven 2FHL sources in Table A1, associated with the fourth year of IceCube data, were studied ex-novo. Of the first three, associated with ID 40, Vela Junior is without doubt a most probable match. Its SED is shown in Fig. A1, together with that of the HBL SUMSS J102356–433600. It turns out that the Galactic source is a better candidate. Of the last four 2FHL sources, all associated with ID 52, only the last one is a simple positional match, while none of the other three can be dismissed on the basis of the “energetic” diagnostic. Their SEDs are shown in Fig. A2. HESS J1614–518 might be more favoured simply because its SED does not drop at high energies like the other two sources for lack of data.

The detailed SED study of the 2FHL candidates suggests then that two IceCube events (40 and 52) have most probable Galactic 2FHL counterparts (with the respective counterparts highlighted in boldface), with one more (14) having a possible counterpart.

This paper has been typeset from a \LaTeX file prepared by the author.

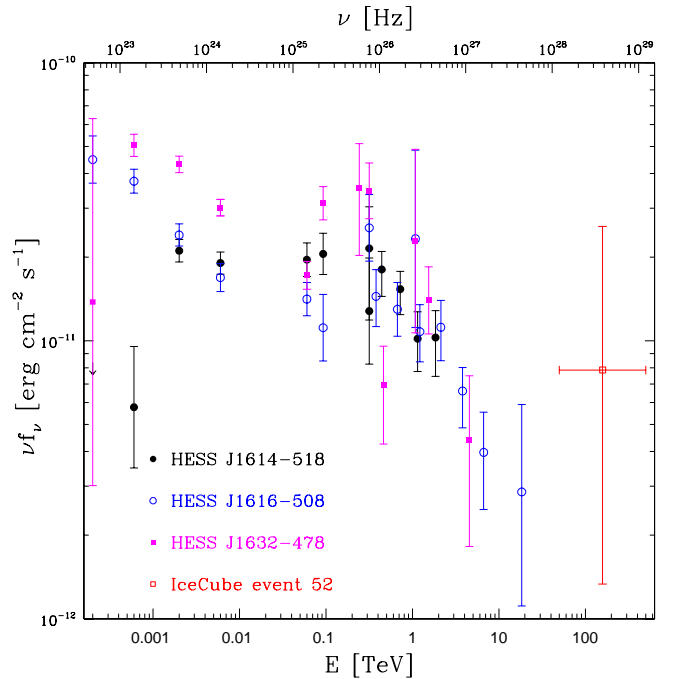


Figure A2. γ -ray SEDs of three sources in the error circle of ID 52, namely: the extended Galactic source HESS J1614–518 (black filled circles: The Fermi-LAT Collaboration 2015; Acero et al. 2015, 2013), the PWN HESS J1616–508 (blue open circles: The Fermi-LAT Collaboration 2015; Acero et al. 2015; Aharonian et al. 2006), and the PWN HESS J1632–478 (magenta filled squares: The Fermi-LAT Collaboration 2015; Acero et al. 2015; Aharonian et al. 2006). The (red) open square represents the neutrino flux for the corresponding IceCube event; error bars as described in the caption of Fig. 4.