

No-core configuration-interaction model for the isospin- and angular-momentum-projected states

W. Satuła,^{1,2} P. Bączyk,¹ J. Dobaczewski,^{1,2,3,4} and M. Konieczka¹

¹*Institute of Theoretical Physics, Faculty of Physics,*

University of Warsaw, ul. Pasteura 5, PL-02-093 Warsaw, Poland

²*Helsinki Institute of Physics, P.O. Box 64, FI-00014 University of Helsinki, Finland*

³*Department of Physics, University of York, Heslington, York YO10 5DD, United Kingdom*

⁴*Department of Physics, P.O. Box 35 (YFL), University of Jyväskylä, FI-40014 Jyväskylä, Finland*

(Dated: October 19, 2021)

Background: Single-reference density functional theory is very successful in reproducing bulk nuclear properties like binding energies, radii, or quadrupole moments throughout the entire periodic table. Its extension to the multi-reference level allows for restoring symmetries and, in turn, for calculating transition rates.

Purpose: We propose a new no-core-configuration-interaction (NCCI) model treating properly isospin and rotational symmetries. The model is applicable to any nucleus irrespective of its mass and neutron- and proton-number parity. It properly includes polarization effects caused by an interplay between the long- and short-range forces acting in the atomic nucleus.

Methods: The method is based on solving the Hill-Wheeler-Griffin equation within a model space built of linearly-dependent states having good angular momentum and properly treated isobaric spin. The states are generated by means of the isospin and angular-momentum projection applied to a set of low-lying (multi)particle-(multi)hole deformed Slater determinants calculated using the self-consistent Skyrme-Hartree-Fock approach.

Results: The theory is applied to calculate energy spectra in $N \approx Z$ nuclei that are relevant from the point of view of a study of superallowed Fermi β -decays. In particular, a new set of the isospin-symmetry-breaking corrections to these decays is given.

Conclusions: It is demonstrated that the NCCI model is capable to capture main features of low-lying energy spectra in light and medium-mass nuclei using relatively small model space and without any local readjustment of its low-energy coupling constants. Its flexibility and a range of applicability makes it an interesting alternative to the conventional nuclear shell model.

PACS numbers: 21.10.Hw, 21.60.Jz, 21.30.Fe, 23.40.Hc, 24.80.+y

I. INTRODUCTION

Atomic nucleus is a self-bound finite system composed of neutrons and protons that interact by means of short-range, predominantly isospin-symmetry-conserving strong force and long-range isospin-symmetry-breaking Coulomb force. In studies of phenomena related to the isospin-symmetry violation in nuclei, capturing a delicate balance between these two forces is of utmost importance. This is particularly true when evaluating the isospin-symmetry-breaking (ISB) corrections to superallowed β -decays between isobaric analogue states, $[I = 0^+, T = 1] \rightarrow [I = 0^+, T = 1]$.

Such β -decays currently offer the most precise data that give estimates of the vector coupling constant G_V and leading element V_{ud} of the Cabibbo-Kobayashi-Maskawa (CKM) flavor-mixing matrix [1, 2]. The uncertainty of V_{ud} extracted from the superallowed β -decays is almost an order of magnitude smaller than that from neutron or pion decays [3]. To test the weak-interaction flavor-mixing sector of the Standard Model of elementary particles, such precision is critical, because it allows us to verify the unitarity of the CKM matrix, violation of which may signal *new physics* beyond the Standard Model, see Ref. [4] and references cited therein.

The isospin impurity of the nuclear wave function –

a measure of the ISB – is small. It varies from a fraction of a percent, in ground states of even-even $N = Z$ light nuclei, to about six percent in the heaviest known $N = Z$ system, ^{100}Sn [5]. Nevertheless, its microscopic calculation poses a real challenge to theory. The reason is that the isospin impurity originates from the long-range Coulomb force that polarizes the entire nucleus and can be, therefore, calculated only within so-called no-core approaches. In medium and heavy nuclei, it narrows the possible microscopic models to those rooted within the nuclear density functional theory (DFT) [6, 7].

The absence of external binding requires that the nuclear DFT be formulated in terms of intrinsic, and not laboratory densities. This, in turn, leads to the spontaneous breaking of fundamental symmetries of the nuclear Hamiltonian, including the rotational and isospin symmetries, which in finite systems must be restored. Fully quantal calculations of observables, such as matrix elements of electromagnetic transitions or β -decay rates, require symmetry restoration. In most of practical applications, this is performed with the aid of the generalized Wick's theorem [8]. Its use, however, leads to the energy density functionals (EDFs) being expressed in terms of the so-called transition densities, that is, to a multi-reference (MR) DFT. Unfortunately, the resulting MR EDFs are, in general, singular and require regularization,

which still lacks satisfactory and practical solution, see, e.g., Refs. [9–11]. An alternative way of building a non-singular MR theory, the one that we use in the present work, relies on employing the EDFs derived from a *true* interaction, which then acquires a role of the EDF generator [12]. The results presented here were obtained using in this role the density-independent Skyrme interaction SV [13], augmented by the tensor terms (SV_T) [11].

Over the last few years we have developed the MR DFT approach based on the angular-momentum and/or isospin projections of single Slater determinants. The model, below referred to as *static*, was specifically designed to treat rigorously the conserved rotational symmetry and, at the same time, tackle the explicit Coulomb-force mixing of good-isospin states. These unique approach allowed us to determine the isospin impurities in $N \approx Z$ nuclei [5] and ISB corrections to superallowed β -decay matrix elements [14, 15].

In this paper, following upon preliminary results announced at several conferences [16–18], we introduce a next-generation *dynamic* variant of the approach, which we call no-core configuration-interaction (NCCI) model. It constitutes a natural extension of the static MR DFT model, and allows for mixing states that are projected from different self-consistent Slater determinants. The model is an analogue of the generator-coordinate-method mixing of symmetry-projected states, see, e.g., Ref. [19], however, it rather addresses the mixing of states representing low-lying (multi)particle-(multi)hole excitations.

There are several cases when, to perform reliable calculations, such dynamic approach is indispensable. One of the most important ones relates to different possible shape-current orientations, which within the static variant of the model appear in odd-odd nuclei [15]. The configuration mixing is also needed to resolve the issue of unphysical ISB corrections to the analogous states of the $A = 38$ isospin triplet [14, 15].

The states that are mixed have good angular momenta and, at the same time, include properly evaluated Coulomb isospin mixing; hence, the extended model treats hadronic and Coulomb interactions on the same footing. The model is based on a truncation scheme dictated by the self-consistent deformed Hartree-Fock (HF) solutions, and can be used to calculate spectra, transitions, and β -decay rates in any nucleus, irrespective of its even or odd neutron and proton numbers.

We begin by giving in Sec. II a short overview of the theoretical framework of our NCCI model. In Sec. III, a new set of the ISB corrections to the canonical set of superallowed β -decay is presented. As compared to our previous results [15], the new set includes mixing of reference states corresponding to different shape-current orientations in odd-odd $N = Z$ nuclei. In Sec. IV, applications involving mixing of several low-energy (multi)particle-(multi)hole excitations are discussed. Here, we determined low-spin energy spectra in selected nuclei relevant to high-precision tests of the weak-interaction flavor-mixing sector of the Standard Model. The calculations

were performed for: ${}^6\text{Li}$ and ${}^8\text{Li}$ nuclei (Sec. IV A), $A=38$ Ar, K, and Ca nuclei (Sec. IV B), ${}^{42}\text{Sc}$ and ${}^{42}\text{Ca}$ nuclei (Sec. IV C), and ${}^{62}\text{Ga}$ and ${}^{62}\text{Zn}$ nuclei (Sec. IV D). Summary and perspectives are given in Sec. V.

II. THE NO-CORE CONFIGURATION-INTERACTION MODEL

In an even-even nucleus, the Slater determinant representing the ground-state is uniquely defined. However, in an odd-odd nucleus, the conventional mean-field (MF) theory, which builds upon separate Slater determinants for neutrons and protons, faces problems. First, there is no Slater determinant representing the $T = 1, I = 0^+$ state in odd-odd $N = Z$ nuclei, see [15, 20]. In our approach, this obstacle is removed by projecting good isospin from the so-called antialigned Slater determinant. This configuration has, by construction, no net alignment and manifestly breaks the isospin symmetry, being an almost fifty-fifty mixture of the $T = 0$ and $T = 1$ states. By projecting the isospin, the needed $T = 1$ component is thus recovered. Second, the antialigned states are not uniquely defined. In the general case of a triaxial nucleus, there exist three linearly-dependent Slater determinants, built of valence neutron and proton single-particle (s.p.) states that individually carry angular momenta aligned along the long, intermediate, or short axes of the core. In our calculations, no tilted-axis antialigned solutions were ever found so far.

In the static approach, the only way to cope with this ambiguity is to calculate three independent β -decay matrix elements and to take the average of the resulting δ_C values [15]. Such a solution is not only somewhat artificial, but also increases the theoretical uncertainty of the calculated ISB corrections. This drawback has motivated our development of the dynamic model, which allowed for the mixing of states projected from the three reference states φ_k , with angular momenta aligned along the Cartesian $k = X, Y$, and Z axes of the intrinsic reference frame. In the dynamic model, the mixing matrix elements between these states are derived from the same Hamiltonian that is used to calculate them. Then, the model further evolved towards a full NCCI model, in which we allow for a mixing of states projected from arbitrary low-lying (multi)particle-(multi)hole Slater determinants φ_i . This final variant has all features of the *no-core* shell model, in that it uses the two-body effective interaction, but it also includes a full non-perturbative Coulomb force and its basis-truncation scheme is dictated by the self-consistent deformed HF solutions.

The computational scheme of the NCCI model is sketched in Fig. 1. It proceeds in four major steps:

- First, a set of relevant low-lying (multi)particle-(multi)hole HF states $\{\varphi_i\}$ is calculated along with their HF energies $e_i^{(\text{HF})}$. States $\{\varphi_i\}$ form a subspace of reference states for subsequent projections.

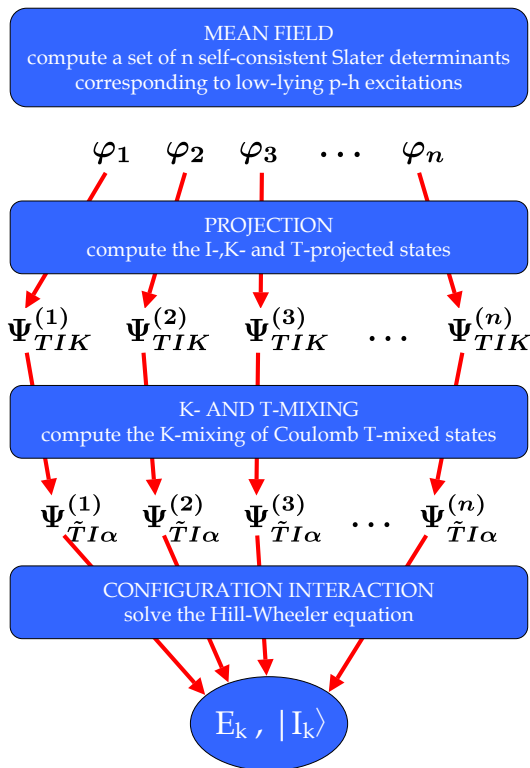


FIG. 1. (Color online) Computational scheme of the NCCI model. See text for details.

- Second, the projection techniques are applied to the set of reference states $\{\varphi_i\}$, so as to determine the family of states $\{\Psi_{TIK}^{(i)}\}$ having good isospin T , angular momentum I , and angular-momentum projection on the intrinsic axis K .
- Third, states $\{\Psi_{TIK}^{(i)}\}$ are mixed, so as to properly take into account the K mixing and Coulomb isospin mixing – this gives the set of good angular-momentum states $\{\Psi_{\tilde{T}I\alpha}^{(i)}\}$ of the static model [14, 15]. Here we label them with the dominating values of the isospin, \tilde{T} , and auxiliary quantum numbers α .
- Finally, the results of the dynamic model correspond to mixing non-orthogonal states $\{\Psi_{\tilde{T}I\alpha}^{(i)}\}$ for all configurations i , and for all values of \tilde{T} and α . This is performed by solving the Hill-Wheeler equation $\mathcal{H}|I_k\rangle = E_k\mathcal{N}|I_k\rangle$ [21] in the *collective space* spanned by the *natural states* corresponding to sufficiently large eigenvalues of the norm matrix \mathcal{N} . This is the same technique that is used in the code to handle the K -mixing alone. The method is described in details in Ref. [22].

We note here that all wave functions considered above correspond to good neutron (N), and proton (Z) numbers, and thus to a good third component of the isospin,

$T_z = \frac{1}{2}(N - Z)$. We also note that the configuration interaction, which is taken into account in the last step, could have also equivalently been performed by directly mixing the projected states $\{\Psi_{TIK}^{(i)}\}$. The procedure outlined above simply aims to obtain separately the results of the static and dynamic model. The NCCI calculations discussed below were performed using a new version of the HFODD solver [23], which was equipped with the NCCI module. This new implementation was based on the previous versions of the code [22, 24, 25].

Numerical stability of the method depends on necessary truncations of the model space. In this work, numerically unstable solutions are removed by truncating the natural states corresponding to small eigenvalues of the norm matrix N . It means that only the natural states corresponding to the eigenvalues of the norm matrix that are larger than certain externally provided cut-off parameter ζ are used to build the so-called collective space. Although such a truncation procedure gives reliable values of the energy, a full stability of the method still requires further studies. Other methods, e.g., based on truncating high-energy states $\{\Psi_{\tilde{T}I\alpha}^{(i)}\}$, or combined methods involving both truncations simultaneously, need to be studied as well.

III. A NEW SET OF THE ISB CORRECTIONS TO SUPERALLOWED β -DECAYS

In this section we present results obtained within the NCCI model, which pertain to removing the uncertainty related to ambiguities in the shape-current orientation. Similar to our previous applications within the static model, the ground-states (g.s.) of even-even nuclei, $|I = 0, T \approx 1, T_z = \pm 1\rangle$, are approximated by the Coulomb T -mixed states,

$$\begin{aligned}
 |I = 0, T \approx 1, T_z = \pm 1\rangle &= \Psi_{\tilde{T}=1, I=0, K=0}^{(1)} \\
 &= \sum_{T \geq 1} c_T^{(1)} \Psi_{T, I=0, K=0}^{(1)}, \quad (1)
 \end{aligned}$$

which were angular-momentum projected from the MF g.s. φ_1 of the even-even nuclei, obtained in the self-consistent Hartree-Fock (HF) calculations. States φ_1 are always unambiguously defined by filling in the pairwise doubly degenerate levels of protons and neutrons up to the Fermi level. In the calculations, the Coulomb T -mixing was included up to $T = 4$.

Within our dynamic model, the corresponding isobaric analogues in $N = Z$ odd-odd nuclei, $|I = 0, T \approx 1, T_z = 0\rangle$, were approximated by

$$|I = 0, T \approx 1, T_z = 0\rangle = \sum_{k=X, Y, Z} \sum_{\tilde{T}=0, 1, 2} c_{\tilde{T}}^{(k)} \Psi_{\tilde{T}, I=0, K=0}^{(k)}. \quad (2)$$

The underlying MF states φ_k were taken as the self-consistent Slater determinants $|\bar{\nu} \otimes \pi; k\rangle$ (or $|\nu \otimes \bar{\pi}; k\rangle$)

representing the antialigned configurations corresponding to different shape-current orientations $k = X, Y, Z$. Let us recall that the antialigned states are constructed by placing the odd neutron and odd proton in the lowest available time-reversed (or signature-reversed) s.p. orbits. These states are manifestly breaking the isospin symmetry. Using them is the only way to reach the $|I = 0, T \approx 1, T_z = 0\rangle$ states in odd-odd $N = Z$ nuclei. The reason is that, within a conventional MF approach with separate proton and neutron Slater determinants, these states are not representable by single Slater determinants, see discussion in Ref. [20].

For odd-odd nuclei, mixing coefficients $c_{\tilde{T}}^{(k)}$ in Eq. (2) were determined by solving the Hill-Wheeler equation. In the mixing calculations, we only included states $\Psi_{\tilde{T}, I=0, K=0}^{(k)}$ with dominating isospins of $\tilde{T} = 0, 1$ and 2, that is, the Hill-Wheeler equation was solved in the space of six or nine states for axial and triaxial states, respectively. We recall that each of states $\Psi_{\tilde{T}, I=0, K=0}^{(k)}$ contains all Coulomb-mixed good- T components $\Psi_{\tilde{T}, I=0, K=0}^{(k)}$.

The three states corresponding to a given dominating isospin are linearly dependent. One may therefore argue that the physical subspace of the $I = 0$ states should be three dimensional. In the calculations, all six or nine eigenvalues of the norm matrix \mathcal{N} are nonzero, but the linear dependence of the reference states is clearly reflected in the pattern they form. For two representative examples of axial (^{46}V) and triaxial (^{50}Mn) nuclei, this is depicted in Fig. 2. Note, that the eigenvalues group into two or three sets, each consisting of three similar eigenvalues. Note also, that the differences between the sets are large, reaching three-four orders of magnitude. Lower part of the figure illustrates dependence of the calculated ISB corrections, δ_{C} , on a number of the collective states retained in the mixing. As shown, the calculated corrections are becoming stable within a subspace consisting five (or less) highest-norm states. Following this result, we have decided to retain in the mixing calculations only three collective states built upon the three eigenvectors of the norm matrix corresponding to the largest eigenvalues.

Based on this methodology, we calculated the set of the superallowed transitions, which are collected in Tables I and II. Table I shows the empirical ft values, calculated ISB corrections, and so-called nucleus-independent reduced lifetimes,

$$\mathcal{F}t \equiv ft(1 + \delta'_{\text{R}})(1 + \delta_{\text{NS}} - \delta_{\text{C}}) = \frac{K}{2G_{\text{V}}^2(1 + \Delta_{\text{R}}^{\text{V}})}, \quad (3)$$

where δ'_{R} and δ_{NS} are the radiative corrections [26]. Errors of $\mathcal{F}t$ include errors of the empirical ft values [27, 28], radiative corrections δ'_{R} and δ_{NS} [26], and our uncertainties estimated for the calculated values of δ_{C} .

Except for transitions $^{14}\text{O} \rightarrow ^{14}\text{N}$ and $^{42}\text{Sc} \rightarrow ^{42}\text{Ca}$, all ISB corrections were calculated using the prescription

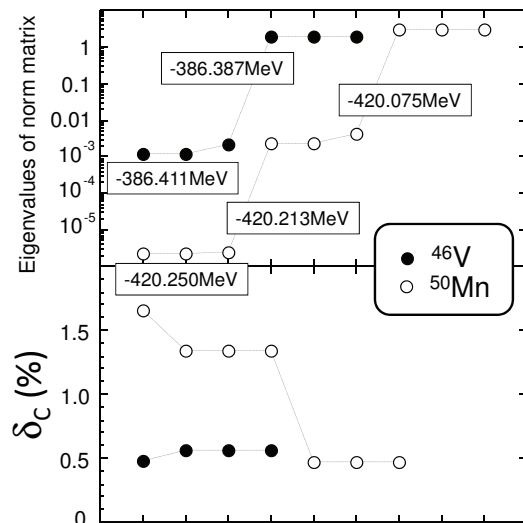


FIG. 2. Upper part shows eigenvalues of the norm matrix obtained in the NCCI calculations for the $I = 0$ states of odd-odd nuclei. Depicted are typical results obtained for two representative examples of axial (^{46}V) and triaxial (^{50}Mn) nuclei. The boxes give values of eigenenergies obtained by including three, six, or nine eigenvalues of the norm matrix. Lower part shows a dependence of the ISB corrections to superallowed $^{46}\text{V} \rightarrow ^{46}\text{Ti}$ and $^{50}\text{Mn} \rightarrow ^{50}\text{Cr}$ decays on a number of collective states retained in the mixing calculations. The number of states retained in the mixing decreases from the left to the right hand side.

sketched above. For the decay of a spherical nucleus ^{14}O , the reference state is uniquely defined and thus the mixing of orientations was not necessary, whereas for that of ^{42}Sc , an ambiguity of choosing its reference state is not related to the shape-current orientation. For both cases, the values and errors of δ_{C} were taken from Ref. [15]. For the remaining cases, to account for uncertainties related to the basis size and collective-space cut-off, we assumed an error of 15%. This is larger than the 10% uncertainties related to the basis size only, which were assumed in Ref. [15].

Systematic errors related to the form and parametrization of the functional itself were not included in the error budget. Moreover, similarly to our previous works [14, 15], transition $^{38}\text{K} \rightarrow ^{38}\text{Ar}$ was disregarded. We recall that for this transition, the calculated value of the ISB correction is unacceptably large because of a strong mixing of Nilsson levels originating from the $d_{3/2}$ and $s_{1/2}$ subshells. The problem can be partially cured by performing configuration-interaction calculations, see Ref. [18] and discussion in Sect. IV B.

To conform with the analyzes of Hardy and Towner (HT) and Particle Data Group, the average value $\overline{\mathcal{F}t} = 3073.7(11)\text{s}$ was calculated using the Gaussian-distribution-weighted formula. This leads to the value of $|V_{\text{ud}}| = 0.97396(25)$, which is in a very good agreement both with the Hardy and Towner result [28], $|V_{\text{ud}}^{(\text{HT})}| = 0.97425(22)$, and central value obtained from the neutron

TABLE I. Results of calculations performed for nuclei, for which the superallowed transitions have been measured. Listed are empirical ft values [28]; calculated ISB corrections $\delta_C^{(SV)}$ and the corresponding $\mathcal{F}t$ values; empirical corrections $\delta_C^{(\text{exp})}$ calculated using Eq. (5); contributions coming from the individual transitions to the χ^2 budget in the confidence-level test. As in Ref. [28], we give two digits of the calculated errors of the $\mathcal{F}t$ values.

Parent nucleus	ft (s)	$\delta_C^{(SV)}$ (%)	$\mathcal{F}t$ (s)	$\delta_C^{(\text{exp})}$ (%)	χ^2_i
$T_z = -1 :$					
^{10}C	3042(4)	0.579(87)	3064.5(52)	0.37(15)	3.5
^{14}O	3042.3(27)	0.303(30)	3072.3(33)	0.36(6)	0.0
^{22}Mg	3052(7)	0.270(41)	3081.4(72)	0.62(23)	1.4
^{34}Ar	3053(8)	0.87(13)	3063.6(91)	0.63(27)	1.3
$T_z = 0 :$					
^{26}Al	3036.9(9)	0.329(49)	3071.8(20)	0.37(4)	0.8
^{34}Cl	3049.4(12)	0.75(11)	3067.6(38)	0.65(5)	10.9
^{42}Sc	3047.6(14)	0.77(27)	3069.2(85)	0.72(6)	3.1
^{46}V	3049.5(9)	0.563(84)	3075.1(32)	0.71(6)	1.3
^{50}Mn	3048.4(12)	0.476(71)	3076.5(32)	0.67(7)	2.4
^{54}Co	3050.8($^{+11}_{-15}$)	0.586(88)	3075.6(36)	0.75(8)	1.3
^{62}Ga	3074.1(15)	0.78(12)	3093.1(48)	1.51(9)	43.2
^{74}Rb	3085(8)	1.63(24)	3078(12)	1.86(27)	0.3
		$\overline{\mathcal{F}t} =$	3073.7(11)	$\chi^2 =$	69.5
		$ V_{ud} =$	0.97396(25)	$\chi^2_d =$	6.3
			0.99937(65)		

TABLE II. Similar as in Table I but for the transitions that are either unmeasured or measured with insufficient accuracy to be used for the SM tests.

Parent nucleus	$\delta_C^{(SV)}$ (%)	Parent nucleus	$\delta_C^{(SV)}$ (%)
$T_z = -1 :$		$T_z = 0 :$	
^{18}Ne	1.37(21)	^{18}F	1.22(18)
^{26}Si	0.427(64)	^{22}Na	0.335(50)
^{30}S	1.24(19)	^{30}P	0.98(15)

decay $|V_{ud}^{(\nu)}| = 0.9746(19)$ [29]. By combining the value of $|V_{ud}|$ calculated here with those of $|V_{us}| = 0.2253(8)$ and $|V_{ub}| = 0.00413(49)$ of the 2014 Particle Data Group [3], one obtains

$$|V_{ud}|^2 + |V_{us}|^2 + |V_{ub}|^2 = 0.99937(65), \quad (4)$$

which implies that the unitarity of the first row of the CKM matrix is satisfied with a precision better than 0.1%. Note that, in spite of differences between individual values of δ_C , the values of $\overline{\mathcal{F}t}$ and $|V_{ud}|$ obtained here are in excellent agreement with the results of our previous works [14, 15].

The last two columns of Table I show results of the confidence-level (CL) test, as proposed in Ref. [27]. The CL test is based on the assumption that the CVC hypothesis is valid up to at least $\pm 0.03\%$, which implies that a set of structure-dependent corrections should produce statistically consistent set of $\mathcal{F}t$ -values. Assuming the validity of the calculated corrections δ_{NS} [30], the

empirical ISB corrections can be defined as:

$$\delta_C^{(\text{exp})} = 1 + \delta_{\text{NS}} - \frac{\overline{\mathcal{F}t}}{ft(1 + \delta'_R)}. \quad (5)$$

By the least-square minimization of the appropriate χ^2 , and treating the value of $\overline{\mathcal{F}t}$ as a single adjustable parameter, one can attempt to bring the set of empirical values $\delta_C^{(\text{exp})}$ as close as possible to the set of δ_C .

The empirical ISB corrections deduced in this way are tabulated in Table I. The table also lists individual contributions to the χ^2 budget, whereas the total χ^2 per degree of freedom ($\chi^2_d = \chi^2/n_d$ for $n_d = 11$) is $\chi^2_d = 6.3$. This number is considerably smaller than the number quoted in our previous work [15], but much bigger than those obtained within (i) perturbative-model reported in Ref. [27] (1.5), (ii) shell model with the Woods-Saxon radial wave functions (0.4) [26], (iii) shell model with Hartree-Fock radial wave functions (2.0) [31, 32], (iv) Skyrme-Hartree-Fock with RPA (2.1) [33], and relativistic Hartree-Fock plus RPA model (1.7) [34]. It is worth stressing that, as before, our value of χ^2/n_d is deteriorated by two transitions that strongly violate the CVC hypothesis, $^{62}\text{Ga} \rightarrow ^{62}\text{As}$ and $^{34}\text{Cl} \rightarrow ^{34}\text{S}$. These transitions give the 62% and 15% contributions to the total error budget, respectively. Without them, we would have obtained $\chi^2_d = \chi^2/9 = 1.7$.

IV. LOW-ENERGY SPECTRA OF SELECTED NUCLEI

In this section, we present a short overview of results obtained using the NCCI approach. Since the model is based on simultaneous isospin and angular-momentum projections, it is particularly well suited to study $N \approx Z$ nuclei. These nuclei are of paramount importance for stringent many-body tests of the weak sector of the Standard Model [28, 35]. Besides, they show specific structural features, like the Wigner energy or Nolen-Schiffer anomaly, which are difficult to reproduce within state-of-the-art nuclear models, in particular those rooted in a standard DFT.

A major goal of this work is to pin down strong and weak points of the NCCI approach proposed here. Hence, instead of performing a detailed study of a single nucleus, with many configurations being mixed, we decided to use a modest number of configurations and apply the model to a rather broad set of nuclei, starting from very light systems like ${}^6\text{Li}$ up to ${}^{62}\text{Zn}$. By adding additional configurations, the present results can certainly be refined. We believe, however, that such refinements will not affect the physical conclusions drawn in this work.

To efficiently track the MF configurations and to improve convergence properties of self-consistent calculations, all reference states used in the NCCI calculations below were determined assuming the conservation of parity and signature symmetries. For the $A \leq 42$ ($A = 62$) nuclei, we employed the s.p. basis consisting of $N = 10$ (12) spherical harmonic oscillator shells, respectively.

A. Lithium isotopes: ${}^6\text{Li}$ and ${}^8\text{Li}$

The Slater determinants, which we selected for the NCCI calculations in these two very light nuclei, are listed in Table III. For the sake of simplicity, the states are labeled by spherical quantum numbers $p_{1/2}$ or $p_{3/2}$ that dominate in the s.p. wave functions of the odd-proton and odd-neutron states. It turns out that such a labeling constitutes an intuitive and relatively unambiguous way to describe the configurations, even in cases of large deformations where the Nilsson picture formally prevails. The strategy behind selecting the reference configurations is to cover basic combinations of neutron or proton particle-hole (p-h) excitations having all possible alignments predicted by a simple K -scheme.

Results of our calculations are shown in Fig. 3. In the case of ${}^6\text{Li}$, theory clearly disagrees with data, with respect to both the ordering and values of energies. Let us first discuss the $T = 0$ multiplet, composed of the 1^+ and 3^+ states. The ground state of ${}^6\text{Li}$ has quantum numbers $I = 1^+, T = 0$ and the experimental total energy of this state is -31.995MeV . In calculations, the lowest $I = 1^+$ state is placed above the lowest $I = 0^+, T = 1$ and $I = 3^+, T = 0$ solutions, and its energy of -27.037MeV is almost 5MeV higher than in experiment. For compar-

TABLE III. Properties of the reference Slater determinants in ${}^6\text{Li}$ and ${}^8\text{Li}$, numbered by index i and labeled by spherical quantum numbers of particle states above ${}^4\text{He}$. Listed are: the HF energies E_{HF} in MeV, quadrupole deformations β_2 , triaxiality parameters γ , and neutron and proton s.p. alignments, j_ν and j_π , together with their orientations k in the intrinsic frame.

i	$ {}^6\text{Li}; i\rangle$	E_{HF}	β_2	γ	j_ν	j_π	k
1	$\nu p_{3/2} \otimes \pi p_{3/2}$	-25.972	0.008	0°	-0.50	1.50	Z
2	$\nu p_{3/2} \otimes \pi p_{3/2}$	-26.787	0.330	0°	0.50	0.50	Z
3	$\nu p_{3/2} \otimes \pi p_{3/2}$	-26.510	0.216	60°	-1.50	1.50	Y
4	$\nu p_{3/2} \otimes \pi p_{3/2}$	-27.244	0.207	60°	1.50	1.50	Y
5	$\nu p_{3/2} \otimes \pi p_{3/2}$	-26.846	0.090	60°	1.50	0.50	Y
i	$ {}^8\text{Li}; i\rangle$	E_{HF}	β_2	γ	j_ν	j_π	k
1	$\nu p_{3/2} \otimes \pi p_{3/2}$	-39.081	0.381	0°	-1.50	0.50	Z
2	$\nu p_{1/2} \otimes \pi p_{3/2}$	-34.041	0.361	0°	0.50	0.50	Z
3	$\nu p_{3/2} \otimes \pi p_{3/2}$	-39.025	0.356	0°	1.50	0.50	Z
4	$\nu p_{3/2} \otimes \pi p_{3/2}$	-35.680	0.027	0°	-1.50	1.50	Z
5	$\nu p_{1/2} \otimes \pi p_{3/2}$	-33.443	0.352	0°	-0.50	0.50	Z

ison, the calculated energy of the $I = 3^+, T = 0$ member of the isoscalar multiplet is only 1.8MeV higher than in experiment. Hence, it is quite evident that the model lacks the isoscalar pairing $I = 1, T = 0$ correlations, cf. Ref. [36]. In the $N = Z$ nuclei, the model, or the underlying mean-field, seems to favor the maximally aligned $T = 0$ configurations. In Sec. IV C we demonstrate that the results obtained for ${}^{42}\text{Sc}$ corroborate these conclusions.

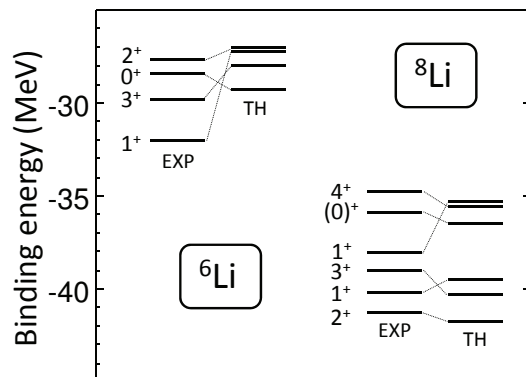


FIG. 3. Comparison between experimental and theoretical energy spectra of ${}^6\text{Li}$ and ${}^8\text{Li}$.

It is worth recalling here that in the context of searching for possible fingerprints of collective isoscalar pn -pairing phase in $N \approx Z$ nuclei, the isoscalar pairing, or deuteron-like correlations, were intensely discussed in the literature, see Refs. [37–41] and references cited therein. In particular, the isoscalar pn -pairing was considered to be the source of an additional binding energy that could offer a microscopic explanation of the so-called

Wigner energy [42] – an extra binding energy along the $N = Z$ line, which is absent in the self-consistent MF mass models. In spite of numerous recent works following these early developments attempting to explain the isoscalar pn -pairing correlations and the Wigner energy, see Refs. [43–48] and refs. cited therein, the problem still lacks a satisfactory solution.

There are at least two major reasons for that: (i) an incompleteness of the HFB (HF) approaches used so far, which consider the pn mixing only in the particle-particle channel, see discussion in Ref. [20], and (ii) difficulties in evaluating the role of beyond-mean-field correlations. Recently, within the RPA including pn correlations, the latter problem was addressed in Ref. [45]. Their systematic study of the isoscalar and isovector multiplets in magic and semi-magic nuclei rather clearly indicated a missing relatively strong $T = 0$ pairing. This seems to be in line with our NCCI model findings concerning description of $T = 0, I = 1$ states, but seems to contradict the conclusions of Ref. [44, 46].

Concerning the $T = 1$ multiplet consisting of the 0^+ and 2^+ states, the theory tends to overbind the 0^+ state by 0.8 MeV and underbind the 2^+ state by 0.4 MeV. This level of agreement is much better than the one obtained for the isoscalar multiplet. It should be rated as fair, but not fully satisfactory. It is, therefore, interesting and quite surprising to see that the addition of two neutrons in ${}^8\text{Li}$ seems to change the situation quite radically. Indeed, in this nucleus, for both the binding energies and distribution of levels below 5 MeV, the overall agreement between theory and experiment is very satisfactory, even if the calculated 1_1^+ and 3_1^+ states are interchanged, see Fig. 3. The largest disagreement is obtained for the 1_2^+ state, where the theory underbinds experiment by almost 3 MeV. The states 0_1^+ , 2_2^+ , and 4_1^+ are predicted at the excitation energies of 5.3, 4.7, and 6.2 MeV, respectively, in fair agreement with the data.

B. 0^+ states in ${}^{38}\text{Ca}$, ${}^{38}\text{K}$, and ${}^{38}\text{Ar}$

Recently, Park *et al.* [49] performed high-precision measurement of the superallowed $0^+ \rightarrow 0^+$ Fermi decay of ${}^{38}\text{Ca} \rightarrow {}^{38}\text{K}$, see also [50]. The reported ft value of 3062.3(68)s was measured with a relative precision of $\pm 0.2\%$, which is sufficient for testing and determining the parameters of electroweak sector of the Standard Model. This piece of data is the first, after almost a decade, addition to a set of canonical $0^+ \rightarrow 0^+$ Fermi transitions, which are used to determine $|V_{ud}|$. Moreover, being a mirror partner to superallowed $0^+ \rightarrow 0^+$ Fermi transition ${}^{38}\text{K} \rightarrow {}^{38}\text{Ar}$, it allows for sensitive tests of the ISB corrections and, in turn, for assessing quality of nuclear models used to compute the ISBs [49].

Unfortunately, using the DFT with the SV Skyrme functional, which gives a strong mixing between the $2s_{1/2}$ and $1d_{3/2}$ orbits, it is difficult to determine the ISB corrections to the ${}^{38}\text{K} \rightarrow {}^{38}\text{Ar}$ and ${}^{38}\text{Ca} \rightarrow {}^{38}\text{K}$ superallowed

transitions. In particular, in our previous static DFT calculations, the ISB corrections turned out to be of the order of 9%, and thus were disregarded [14, 15].

In Ref. [18], we presented preliminary results of the NCCI study of ${}^{38}\text{Ca}$ and ${}^{38}\text{K}$. Here we extend them to calculations that include three low-lying antialigned reference configurations in ${}^{38}\text{K}$ and four configurations in both ${}^{38}\text{Ca}$ and ${}^{38}\text{Ar}$. Basic properties of these reference states are listed in Table IV.

TABLE IV. Similar as in Table III, but for ${}^{38}\text{K}$, ${}^{38}\text{Ca}$, and ${}^{38}\text{Ar}$. Here, the reference Slater determinants are labeled by the Nilsson quantum numbers pertaining to dominant components of the hole states below ${}^{40}\text{Ca}$. The first excited state in ${}^{38}\text{Ar}$, marked by asterisk, was converged with a weak quadrupole constraint.

i	$ {}^{38}\text{K}; i\rangle$	ΔE_{HF}	β_2	γ	j_ν	j_π	k
1	$ 202\frac{3}{2}\rangle^{-2}$	0.000	0.083	60°	-0.50	0.50	Y
2	$ 220\frac{1}{2}\rangle^{-2}$	1.380	0.035	0°	0.50	-0.50	Z
3	$ 211\frac{1}{2}\rangle^{-2}$	1.559	0.042	0°	-1.50	1.50	Z
i	$ {}^{38}\text{Ca}; i\rangle$	ΔE_{HF}	β_2	γ	j_ν	j_π	k
1	$ 200\frac{1}{2}\rangle^{-2}$	0.000	0.088	60°	0	0	-
2	$ 200\frac{1}{2}\rangle^{-2}$	0.762	0.006	0°	0	0	-
3	$ 211\frac{1}{2}\rangle^{-2}$	1.669	0.045	0°	0	0	-
4	$ 220\frac{1}{2}\rangle^{-1} \otimes 202\frac{3}{2}\rangle^{-1}$	2.903	0.015	60°	0	0	-
i	$ {}^{38}\text{Ar}; i\rangle$	ΔE_{HF}	β_2	γ	j_ν	j_π	k
1	$ 200\frac{1}{2}\rangle^{-2}$	0.000	0.088	60°	0	0	-
2	$ 200\frac{1}{2}\rangle^{-2}$	0.651 ^(*)	0.002	46°	0	0	-
3	$ 211\frac{1}{2}\rangle^{-2}$	1.600	0.045	0°	0	0	-
4	$ 220\frac{1}{2}\rangle^{-1} \otimes 202\frac{3}{2}\rangle^{-1}$	2.754	0.017	60°	0	0	-

Results of our NCCI calculations, including the binding energies of the lowest 0_1^+ states, excitation energies of the first excited 0_2^+ states, and the ISB corrections to superallowed β -decays, are visualized in Fig. 4. The total binding energies of the 0_1^+ states in these three nuclei are underestimated by circa 1%. Concerning the first excited 0_2^+ states, our model works very well in ${}^{38}\text{Ca}$. In this nucleus, the measured excitation energy, $\Delta E_{\text{EXP}} = 3057(18)$ keV, is only 186 keV larger than the calculated one, $\Delta E_{\text{TH}} = 2871$ keV. Note, however, that the calculated excitation energies of the 0_2^+ states are predicted to decrease with increasing T_z , at variance with the data. In turn, the difference between experimental and theoretical excitation energies of the 0_2^+ in ${}^{38}\text{Ar}$ grows to approximately 0.7 MeV.

The ISB corrections δ_C to the ${}^{38}\text{Ca} \rightarrow {}^{38}\text{K}$ transitions between the $0_1^+ \rightarrow 0_1^+$ and $0_2^+ \rightarrow 0_2^+$ states are equal to 1.7% and 1.5%, respectively. As compared to our previous static model, which for the 0_1^+ states was giving an unacceptably large correction of 8.9%, the NCCI result is strongly reduced. Nevertheless, it is still almost twice larger than that of Towner and Hardy [26], who quote the value of 0.77(7)%.

Similar results were obtained for the ${}^{38}\text{K} \rightarrow {}^{38}\text{Ar}$ tran-

sitions, where the calculated corrections are 1.3% ($0_1^+ \rightarrow 0_1^+$) and 1.4% ($0_2^+ \rightarrow 0_2^+$). Again, as compared to the static variant of our model, the value for the $0_1^+ \rightarrow 0_1^+$ transition is strongly reduced, but it is considerably larger than the Towner and Hardy result of 0.66(6)%. Nevertheless, we see that the NCCI model removes, at least partially, pathologies encountered in the static variant.

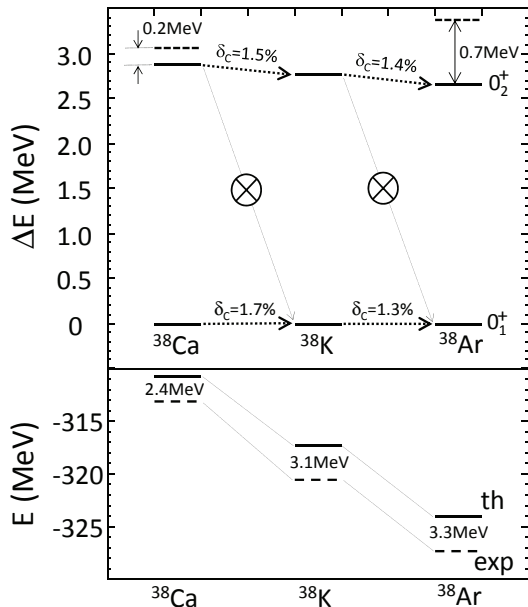


FIG. 4. The top panel shows excitation energies of the 0_2^+ states with respect to the 0_1^+ states in the $A = 38$ isobaric triplet nuclei: Ca, K, and Ar. Theoretical predictions and data [51] are shown with solid and dashed lines, respectively. Calculated values of δ_c are also shown. Decays $0_2^+ \rightarrow 0_1^+$ indicated in the figure are predicted to be strongly hindered. The bottom panel shows a similar comparison between the total binding energies of the 0_1^+ states ($N = 10$ harmonic oscillator shells were used).

C. $A=42$ nuclei: ^{42}Sc and ^{42}Ca

Within the conventional shell model, the ^{42}Ca and ^{42}Sc nuclei are treated as two-body systems above the core of ^{40}Ca . Hence, they are often used by the shell-model community to adjust the isoscalar $T=0; I=1, 3, 5, 7$, and isovector $T=1; I=0, 2, 4, 6$ matrix elements within the $f_{7/2}$ shell. Here, we use these nuclei to test our NCCI model but, at least at this stage, without an intention of refitting the interaction. The aim of this exercise is to capture global trends and tendencies, which may allow us to identify systematic features of the NCCI model in describing these seemingly simple nuclei. From the perspective of our approach, such tests are by no means trivial, because these nuclei are here treated within the full core-polarization effects included, cf. discussion in Refs. [52, 53].

The results of the NCCI calculations for the isovector and isoscalar multiplets in $A = 42$ nuclei are depicted in Figs. 5 and 6, and collected in Table V. The reference states used in the calculation for ^{42}Sc are listed in Table VI. They cover all fully aligned ($K_\nu = K_\pi$) states, which are almost purely isoscalar, all possible antialigned states ($K_\nu = -K_\pi$), and two $K = 1$ aligned states. The antialigned states manifestly violate the isospin symmetry and, as discussed in Ref. [54], are approximately fifty-fifty mixtures of the isoscalar and isovector components. The $K = 1$ aligned states also violate the isospin symmetry.

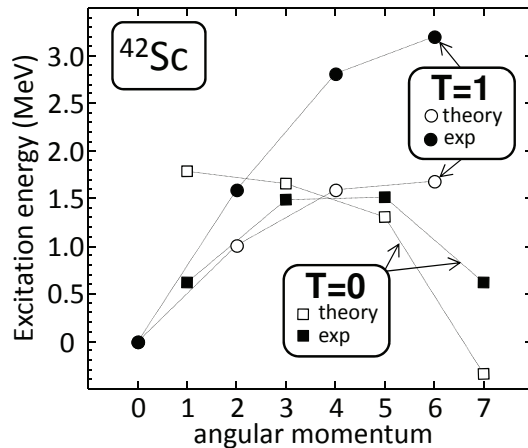


FIG. 5. Excitation energies of the isovector (circles) and isoscalar (squares) multiplets in ^{42}Sc with respect to the 0_1^+ state. Theoretical and experimental results are marked with open and filled symbols, respectively.

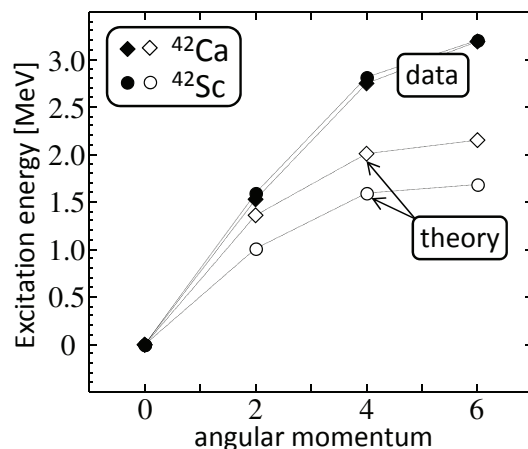


FIG. 6. Same as in Fig. 5, but for the isovector multiplets in ^{42}Sc (circles) and ^{42}Ca (diamonds).

The following three general conclusions can be drawn from the results presented in Fig. 5:

- The model lacks isoscalar pairing $T = 0, I = 1$ correlations. A similar deficiency was already observed in ^6Li , Sec. IV A.

TABLE V. Excitation energies (total energies) of low-lying states (ground states) in ^{42}Sc and ^{42}Ca . For ^{42}Sc , we show calculated and experimental energies of the isovector ($I=0^+$, 2^+ , 4^+ , and 6^+) and isoscalar ($I=1^+$, 3^+ , 5^+ , and 7^+) multiplets. For ^{42}Ca , we show the analogous energies of the isovector multiplet. All energies are in MeV.

I^π	^{42}Sc		^{42}Ca	
	$\Delta E_1^{(\text{th})}$	$\Delta E_1^{(\text{exp})}$	$\Delta E_1^{(\text{th})}$	$\Delta E_1^{(\text{exp})}$
0^+	-352.961	-354.687	-360.200	-361.895
2^+	1.012	1.586	1.357	1.525
4^+	1.590	2.815	2.005	2.752
6^+	1.696	(3.200)	2.154	3.189
1^+	1.785	0.611		
3^+	1.656	1.490		
5^+	1.336	1.510		
7^+	-0.347	0.617		

- The model strongly prefers fully aligned isoscalar $T = 0, I_{\text{max}} = 7$ states. Again, the conclusion is consistent with the one drawn from the calculated spectrum of ^6Li .
- The energy range spanned by the isovector states, $\Delta E_{T=1} = E_{T=1, I=6} - E_{T=1, I=0}$, is by a factor of two smaller in theory than in experiment. It is not obvious, however, whether this difference signals that the model underestimates the isovector pairing correlations, overbinds the stretched (aligned) configurations, or both.

In the case of ^{42}Ca , we focused on calculating the excitation energies of the 0^+ states, addressing, in particular, the question of structure and excitation energy of the intruder configuration. Experimentally, the intruder configuration is observed at very low excitation energy of 1.843 MeV, see Ref. [55] and references cited therein. In the calculations presented below we assumed that the structure of intruder state is associated with (multi)particle-(multi)hole excitations across the $N = Z = 20$ magic gap, which in ^{40}Ca is of the order of 7.0 MeV, see Ref. [52] and references cited therein. The mechanism bringing the intruder configuration down in energy is sketched in Fig. 7.

The energy needed to elevate particles from the $d_{3/2}$ subshell to $f_{7/2}$ is at (near)spherical shape reduced by the energy associated with the spontaneous breaking of spherical symmetry in the intruder configuration, and further, by a rotational correction energy associated with the symmetry restoration. Owing to the configuration interaction, an additional gain in energy is expected too. The rotational correction and configuration interaction are also expected to lower slightly the MF g.s. energy. As shown in Fig. 7, the final value of the intruder excitation energy is an effect of rather a delicate interplay of several factors. Therefore, it is not surprising that the intruder

TABLE VI. Similar as in Table III, but for ^{42}Sc . Here, the reference Slater determinants correspond to configurations $\nu f_{7/2} \otimes \pi f_{7/2}$, and are labeled by intrinsic K quantum numbers of valence neutrons and protons as $|\nu; K_\nu\rangle \otimes |\pi; K_\pi\rangle$. Reference states $i=1-4$ correspond to antialigned configurations, $K_\nu = -K_\pi$, thus carrying no net intrinsic alignment. Reference states $i=5-8$ represent aligned configurations, $K_\nu = K_\pi$, thus having the total alignments of 7, 5, 3, and 1, respectively. The remaining two configurations $i=9-10$ carry net alignments of 1. The Table also lists the HF energies $\Delta E_{I=|K|}$ relative to the $|\nu; \frac{1}{2}\rangle \otimes |\pi; \frac{1}{2}\rangle$ solution. The last column shows excitation energy of the lowest $I = |K|$ state projected from a given Slater determinant.

i	$ ^{42}\text{Sc}; i\rangle$	ΔE_{HF}	β_2	γ	$\Delta E_{I= K }$
1	$ \nu; \frac{1}{2}\rangle \otimes \pi; \frac{1}{2}\rangle$	0.000	0.063	0	0.000
2	$ \nu; \frac{3}{2}\rangle \otimes \pi; \frac{3}{2}\rangle$	0.802	0.031	0	0.561
3	$ \nu; \frac{5}{2}\rangle \otimes \pi; \frac{5}{2}\rangle$	0.986	0.008	60	0.551
4	$ \nu; \frac{7}{2}\rangle \otimes \pi; \frac{7}{2}\rangle$	0.759	0.062	60	0.085
5	$ \nu; \frac{7}{2}\rangle \otimes \pi; \frac{7}{2}\rangle$	-0.929	0.061	60	-0.647
6	$ \nu; \frac{5}{2}\rangle \otimes \pi; \frac{5}{2}\rangle$	0.082	0.007	60	1.160
7	$ \nu; \frac{3}{2}\rangle \otimes \pi; \frac{3}{2}\rangle$	0.345	0.032	0	1.594
8	$ \nu; \frac{1}{2}\rangle \otimes \pi; \frac{1}{2}\rangle$	0.340	0.060	0	1.719
9	$ \nu; \frac{3}{2}\rangle \otimes \pi; -\frac{1}{2}\rangle$	0.716	0.043	0	2.164
10	$ \nu; \frac{5}{2}\rangle \otimes \pi; -\frac{3}{2}\rangle$	0.986	0.011	0	2.338

states pose a real challenge for both the state-of-the-art nuclear shell models and MF-rooted theories.

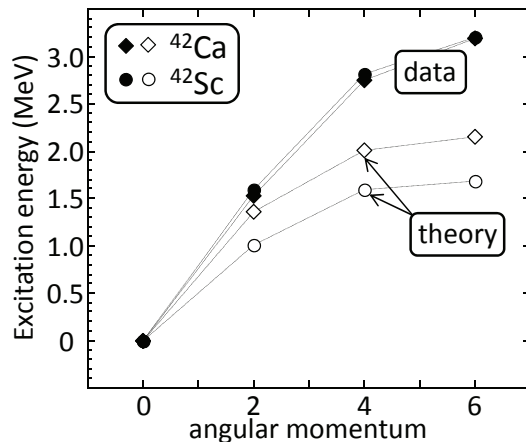


FIG. 7. Schematic illustration of the interplay between the primary physical ingredients contributing to the excitation energy of the intruder state within our model. See text for details.

In the NCCI calculations presented below, we mix states projected from the antialigned configurations that are listed in Table VII. The reference states can be divided into two classes. The first four configurations do not involve any cross-shell excitations. They correspond to the $|K\rangle \otimes |\bar{K}\rangle$ 0p-0h $(\nu f_{7/2})^2$ configurations with magnetic quantum number of $K=1/2, 3/2$,

5/2, and 7/2, respectively. The three remaining configurations are the lowest MF configurations involving two $f_{7/2}^4 d_{3/2}^{-2} : (\nu f_{7/2})^2 \otimes (\pi f_{7/2})^2 \otimes (\pi d_{3/2})^{-2}$, four $f_{7/2}^6 d_{3/2}^{-4} : (\nu f_{7/2})^4 \otimes (\nu d_{3/2})^{-2} \otimes (\pi f_{7/2})^2 \otimes (\pi d_{3/2})^{-2}$, and six $f_{7/2}^8 d_{3/2}^{-6} : (\nu f_{7/2})^4 \otimes (\nu d_{3/2})^{-2} \otimes (\pi f_{7/2})^4 \otimes (\pi d_{3/2})^{-4}$ holes in $d_{3/2}$ shell, respectively.

TABLE VII. Similar as in Table III, but for ^{42}Ca . Here, the Slater determinants are labeled by spherical quantum numbers pertaining to active neutron orbitals. The last column shows excitation energies of the lowest 0^+ states projected from a given Slater determinant.

i	$ ^{42}\text{Ca}; i\rangle$	ΔE_{HF}	β_2	γ	$\Delta E_{I=0}$
1	$ \frac{1}{2}\rangle \otimes \frac{1}{2}\rangle$	0.000	0.069	0°	0.000
2	$ \frac{3}{2}\rangle \otimes \frac{3}{2}\rangle$	0.516	0.033	0°	0.765
3	$ \frac{5}{2}\rangle \otimes \frac{5}{2}\rangle$	0.544	0.007	60°	0.770
4	$ \frac{7}{2}\rangle \otimes \frac{7}{2}\rangle$	0.084	0.061	60°	0.315
5	$f_{7/2}^4 d_{3/2}^{-2}$	10.001	0.288	14°	6.860
6	$f_{7/2}^6 d_{3/2}^{-4}$	10.986	0.414	22°	6.498
7	$f_{7/2}^8 d_{3/2}^{-6}$	14.937	0.542	12°	9.619

The results of the NCCI calculations in ^{42}Ca are depicted in Figs. 6 and 8 and collected in Tables V and VII. Figure 6 shows the $I = 0^+, 2^+, 4^+$, and 6^+ states – the isovector $T=1$ multiplet – obtained within the NCCI calculations involving only $(\nu f_{7/2})^2$ reference states. The results are qualitatively similar to those in ^{42}Sc . In both cases, theoretical spectra are compressed as compared to data. Detailed quantitative comparison reveals, however, surprisingly large differences between the theoretical and experimental spectra.

First, the energy differences $\delta E_I = \Delta E_I(^{42}\text{Ca}) - \Delta E_I(^{42}\text{Sc})$ for $I = 2^+, 4^+, 6^+$ are positive (negative) in theory (experiment), respectively. Second, the absolute values of $|\delta E_I|$ are a few times larger in theory as compared to the data. It means that the model tends to overestimate the ISB effects in clearly an unphysical manner. This influences the ISB correction to the $0^+ \rightarrow 0^+$ Fermi β -decay matrix element, which in the present NCCI calculation rises to $\delta_C \approx 2.2\%$. Most likely, the unphysical component in the ISB effect is related to the time-odd polarizations and matrix elements originating from these fields, which are essentially absent in even-even systems. One should also remember that in the Skyrme functionals, including, of course, the SV force used here, the time-odd terms are very purely constrained.

Figure 8 shows the 0^+ states calculated using functionals SV. The left part of the figure depicts the lowest 0^+ states projected from the reference states $(f_{7/2})^2$ (0p-0h), $(f_{7/2})^4(d_{3/2})^{-2}$ (2p-2h), $(f_{7/2})^6(d_{3/2})^{-4}$ (4p-4h), and $(f_{7/2})^8(d_{3/2})^{-6}$ (6p-6h). These results do not include configuration mixing. Note, that symmetry restoration itself changes the optimal intruder configuration to $(\nu f_{7/2})^4 \otimes (\nu d_{3/2})^{-2} \otimes (\pi f_{7/2})^2 \otimes (\pi d_{3/2})^{-2}$ as compared to MF, which favors $(\nu f_{7/2})^2 \otimes (\pi f_{7/2})^2 \otimes (\pi d_{3/2})^{-2}$.

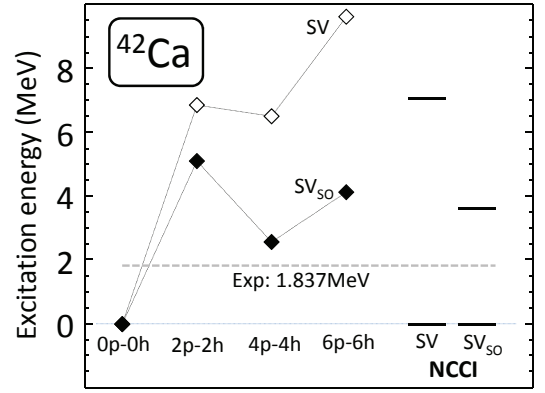


FIG. 8. The lowest 0^+ states projected from $(f_{7/2})^2$ (0p-0h), $(f_{7/2})^4(d_{3/2})^{-2}$ (2p-2h), $(f_{7/2})^6(d_{3/2})^{-4}$ (4p-4h), and $(f_{7/2})^8(d_{3/2})^{-6}$ (6p-6h) reference states. Open (filled) diamonds refer to calculations performed using the SV and SV_{SO} functionals, respectively. These results do not include configuration mixing. The right part shows excitation energies of the intruder state obtained within the NCCI theory with SV and SV_{SO} interactions.

The right part of the figure shows excitation energies of the intruder states as obtained within the NCCI calculations. Here, all reference states listed in Table VII were included. For the SV force, the excitation energy of the lowest intruder configuration equals 7.5 MeV, and exceeds the data by 5.7 MeV. The main reason of the disagreement is related to an unphysically large $N = Z = 20$ shell gap: the bare $N = 20$ gap deduced directly from the s.p. HF levels in ^{40}Ca equals as much as 11.5 MeV. Its value exceeds the experimental gap by almost 4.5 MeV (for an overview of experimental data, see Ref. [52] and references cited therein). It is therefore not surprising that the combined effects of deformation and rotational correction are unable to compensate for the large energy needed to lift the particles from the $d_{3/2}$ to $f_{7/2}$ shell, see Fig. 7.

To investigate interplay between the s.p. and collective effects, we repeated the NCCI calculations using the functional SV_{SO} , which differs from SV in a single aspect, namely, we increased its spin-orbit strength by a factor of 1.2. This readjustment allows to reduce a disagreement between theoretical and experimental binding energies in $N \approx Z$ sd and lower- pf shell nuclei to $\pm 1\%$ level as shown in Ref. [56]. When applied to the heaviest $N = Z$ nucleus ^{100}Sn and its neighbor ^{100}In it gives 827.710 MeV and 833.067 MeV what is in an impressive agreement with the experimental binding energies equal 825.300 MeV (833.110 MeV) in ^{100}Sn (^{100}In), respectively. Ability to reproduce masses is among the most important indicators of a quality of DFT-based models. Such a readjustment of the SO strength is also the simplest and most efficient mechanism allowing us to reduce the magic $Z = N = 20$ gap [57]. For the SV_{SO} force, the bare gap equals 9.6 MeV, which is by almost 1.9 MeV smaller than the original SV gap, but still it

is much larger, by circa 2.6 MeV, than the experimental value. Results of the NCCI calculations obtained using functional SV_{SO} are shown in Fig. 8. Now the projected and NCCI calculations both favor the configuration $(\nu f_{7/2})^4 \otimes (\nu d_{3/2})^{-2} \otimes (\pi f_{7/2})^2 \otimes (\pi d_{3/2})^{-2}$. We also note that for both the SV and SV_{SO} functionals, geometrical properties of the reference states (deformations) are very similar.

When discussing the influence of various effects on the final position of the intruder state, it is worth stressing the role of the symmetry restoration. The rotational correction lowers the intruder state by 4.9 MeV, bringing its excitation energy to 2.3 MeV, which is only 0.5 MeV above the experiment. However, after the configuration mixing, the excitation energy of the intruder state increases to about 3.6 MeV, that is, it becomes again 1.7 MeV higher as compared to data. This is due to the configuration mixing in the ground state, which lowers its energy by almost 1 MeV, whereas it leaves the position of the intruder state almost unaffected. The reason for that is the fact that the $(\nu f_{7/2})^2$ antialigned reference states (states 1–4 in Tables VII and VIII) are almost linearly dependent and thus mix relatively strongly. Conversely, at deformations corresponding to the intruder configuration $(\nu f_{7/2})^4 \otimes (\nu d_{3/2})^{-2} \otimes (\pi f_{7/2})^2 \otimes (\pi d_{3/2})^{-2}$, the Nilsson scheme prevails. Therefore, the intruder configurations become almost linearly independent and appear to mix very weakly. The amount of the mixing was tested by performing additional calculations of matrix elements between the lowest $(\nu f_{7/2})^4 \otimes (\nu d_{3/2})^{-2} \otimes (\pi f_{7/2})^2 \otimes (\pi d_{3/2})^{-2}$ configuration and the excited configurations involving the same number of $(d_{3/2})^{-4}$ holes. All these matrix elements turned out to be negligibly small.

TABLE VIII. Same as in Table VII, but for the functional SV_{SO} .

i	$ ^{42}\text{Ca}; i\rangle$	ΔE_{HF}	β_2	γ	$\Delta E_{I=0}$
1	$ \frac{1}{2}\rangle \otimes \frac{1}{2}\rangle$	0.000	0.064	0°	0.000
2	$ \frac{1}{2}\rangle \otimes \frac{1}{2}\rangle$	0.517	0.032	0°	0.679
3	$ \frac{1}{2}\rangle \otimes \frac{1}{2}\rangle$	0.496	0.007	60°	0.676
4	$ \frac{1}{2}\rangle \otimes \frac{1}{2}\rangle$	0.006	0.061	60°	0.200
5	$f_{7/2}^4 d_{3/2}^{-2}$	8.399	0.276	15°	5.085
6	$f_{7/2}^6 d_{3/2}^{-4}$	7.377	0.402	22°	2.548
7	$f_{7/2}^8 d_{3/2}^{-6}$	9.955	0.532	15°	4.103

D. $A=62$ nuclei: ^{62}Zn and ^{62}Ga

For ^{62}Zn , the results of the NCCI calculations of the low-lying 0^+ states were communicated in Ref. [18]. Here, for the sake of completeness, we briefly summarize the results obtained therein. The calculated spectrum of the 0^+ states below the excitation energy of 5 MeV is

shown in Fig. 9. The NCCI calculations were based on six reference states that include: the ground state, the two lowest neutron p-h excitations ν_1 and ν_2 , the two lowest proton p-h excitations π_1 and π_2 , and the lowest proton 2p-2h excitation $\pi\pi_1$. Their properties are listed in Table IX.

As discussed in Ref. [18], the calculated spectrum of 0^+ states is in a very good agreement with the recent data communicated by Leach *et al.* [58]. As shown in Fig. 10(a), the calculated total g.s. energy is stable with increasing the number of reference configurations. Its value of -526.595 MeV ($N = 12$ harmonic oscillator shells were used) underestimates the experiment by roughly 2%.

TABLE IX. Similar as in Table III, but for ^{62}Zn . Here, the Slater determinants are labeled by neutron and proton configurations described in the text. The last column shows energies of the lowest 0^+ states projected from a given Slater determinant.

i	$ ^{62}\text{Zn}; i\rangle$	ΔE_{HF}	β_2	γ	j_ν	j_π	k	$\Delta E_{I=0}$
1	g.s.	-521.549	0.270	31°	0.000	0.000		-526.405
2	π_1	1.433	0.286	20°	0.005	0.152	Y	2.036
3	ν_1	3.347	0.255	40°	0.689	0.318	X	3.703
4	ν_2	4.287	0.240	25°	-0.281	-0.325	Y	3.852
5	π_2	5.251	0.246	48°	-0.103	-0.076	X	5.672
6	$\pi\pi_1$	3.381	0.251	38°	0.000	0.000		3.471

TABLE X. Same as in Table IX, but for ^{62}Ga .

i	$ ^{62}\text{Ga}; i\rangle$	ΔE_{HF}	β_2	γ	j_ν	j_π	k	$\Delta E_{I=0}$
1	Y	-512.122	0.268	30°	-0.138	0.149	Y	-516.930
2	X	0.007	0.268	30°	0.180	-0.170	X	-0.001
3	Z	0.190	0.269	30°	-0.299	0.264	Z	0.005
4	π_1	1.266	0.284	20°	-0.012	-0.264	X	2.175
5	ν_1	1.977	0.255	35°	-0.440	-0.351	X	3.151

In spite of the fact that the total binding energy is relatively stable, the calculated ISB corrections to super-allowed transition $^{62}\text{Ga} \rightarrow ^{62}\text{Zn}$ strongly depend on the details of the calculation. This is illustrated in Fig. 10(b), which shows values of δ_C in function of the number of configurations taken for the NCCI calculations in the daughter nucleus ^{62}Zn . The four different curves correspond to different model spaces taken for the NCCI calculation in the parent nucleus ^{62}Ga , see Table X and Fig. 10(c). In terms of Nilsson numbers, counted relatively to the $^{64}\text{Zn}_{32}$ even-even core, the configurations X,Y,Z correspond to differently aligned $\nu|312\ 3/2\rangle^{-1} \otimes \pi|312\ 3/2\rangle^{-1}$ two-hole states, π_1 denotes $\nu|312\ 3/2\rangle^{-1} \otimes \pi|312\ 5/2\rangle^{-1}$, two hole state while ν_1 is $\nu|321\ 1/2\rangle^{-1} \otimes \pi|312\ 3/2\rangle^{-1}$. The three curves labeled with open dots, and open and filled triangles correspond to states 0^+ projected from

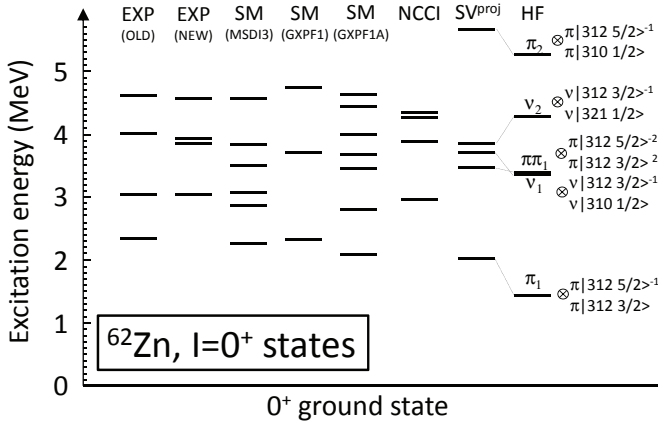


FIG. 9. The low-lying 0^+ states in ^{62}Zn . The first two columns show old and new experimental data, see [58] for details. The next three columns collect the results of the shell-model calculations using interactions MSDI3 [59], GXPF1 [60], and GXPF1A [61], respectively. The last three columns show results obtained within the NCCI approach, angular-momentum projection, and pure HF method, respectively. From Ref. [18].

the $[X,Y]$, $[X,Y,Z]$, and $[X,Y,Z,\pi_1]$ configurations, respectively. These curves essentially overlap with each other, thus showing no influence of the configuration-mixing (in this restricted model space) on the structure of the 0^+ state in the parent nucleus. Note, however, that an extension of the model space by adding the lowest neutron p-h excitation, $[X,Y,Z,\pi_1,\nu_1]$, leads to an increase in δ_C of about 1%. Note also, that all curves are particularly sensitive to an admixture of the ν_2 configuration in the daughter nucleus. This admixture increases δ_C by almost 4%. The analysis clearly shows that, within the present implementation of the model, it is essentially impossible to match the spaces of states used to calculate the parent and daughter nuclei. The reasons are manifold. The lack of representability of the $T = 1, I = 0$ states in the $N = Z$ nucleus within the conventional MF using products of neutron and proton wave functions and difficulties in constraining the time-odd part of the functional are two of them. Difficulty of matching the model spaces in the parent and daughter nuclei introduce here an artificial ISB effect. As a result, beyond a simple mixing of orientations used in the result given in Table I, the NCCI approach cannot be used for determining the ISB corrections to the transition $^{62}\text{Ga} \rightarrow ^{62}\text{Zn}$.

V. SUMMARY AND PERSPECTIVES

In this work, we introduced the NCCI model involving the isospin and angular-momentum projections and subsequent mixing of states having good angular momentum and properly treated Coulomb isospin mixing. The model is capable of treating rigorously both the fundamental (spherical, particle-number) as well as approxi-

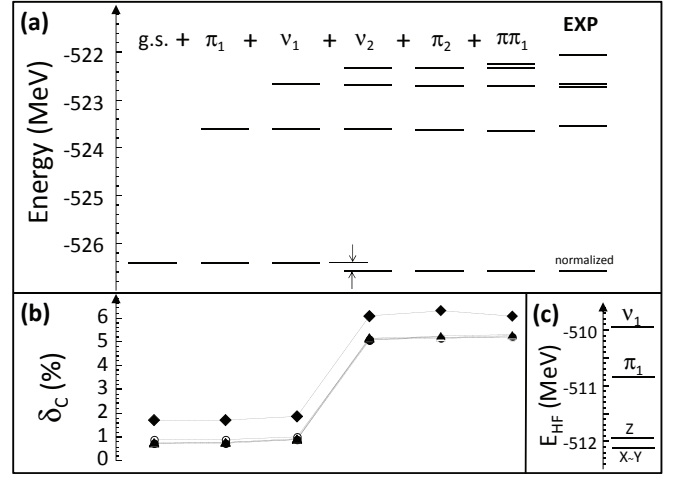


FIG. 10. (a) The low-lying 0^+ states in ^{62}Zn in function of the number of configurations included in the NCCI calculations. (b) Calculated ISB corrections versus the number of configurations taken into account in the daughter nucleus. Different curves correspond to different sets of configurations taken to calculate 0^+ state in ^{62}Ga . (c) The HF energies of configurations included in the calculation of ^{62}Ga , see Table X. Further details are given in the text.

mate (isospin) nuclear symmetries. Its potentially unrestricted range of applicability and a natural ability to treat the core-polarization effects resulting from a subtle interplay between the long-range Coulomb force and short-range hadronic nucleon-nucleon forces, which are treated on the same footing, makes it an interesting alternative to the nuclear shell-model.

The NCCI model employs states projected from low-lying (multi)particle-(multi)hole deformed Slater determinants (configurations) calculated self-consistently using Hartree-Fock method. In the present realization, the same SV Skyrme functional was used both to compute the configurations and to mix the states. This restriction, however, can be easily relaxed opening a room for various generalizations of the model. In particular, one can attempt to correct an interaction used at the mixing stage in order to improve a description of $T = 0, I = 1^+$ states in ^6Li and ^{42}Sc $N = Z$ nuclei.

We demonstrated that our NCCI formalism is capable of capturing many features of the low-lying energy spectra in such diverse systems as ^8Li , $A=38$ isospin triplet nuclei, or ^{62}Zn and ^{62}Ga nuclei. A reasonable agreement with experiment was obtained when using a relatively small number of configurations, which supports our claims that the model can indeed be applicable to medium heavy nuclei with an affordable numerical cost. Our recent systematic study of Gamow-Teller matrix elements in $T_z = 1/2$ *sd*- and lower *pf*-shell mirror nuclei performed in Ref. [56], see also [62], confirms that the model can incorporate in a controlled way many important correlations into the nuclear wave function.

Finally, we also calculated the new set of the ISB cor-

rections to superallowed $T = 1, I = 0^+ \rightarrow T = 1, I = 0^+$ beta transitions. The refined corrections are collected in Table I for a canonical set of precisely measured transitions and in Table II for transitions that were either unmeasured or measured with the accuracy insufficient for the Standard Model tests. These results are based on mixing the $I = 0^+$ states projected from the so-called X, Y , and Z configurations corresponding to different shape-current orientations in odd-odd nuclei. Unfortunately, an attempt to perform more advanced calculation for the transition $^{62}\text{Ga} \rightarrow ^{62}\text{Zn}$, which would take into account more configurations, failed because of difficulties in matching the model spaces in even-even and odd-odd nuclei.

ACKNOWLEDGMENTS

This work was supported in part by the Polish National Science Centre (NCN) under Contract Nos. 2012/07/B/ST2/03907 and 2014/15/N/ST2/03454, by the THEXO JRA within the EU-FP7-IA project ENSAR (No. 262010), by the ERANET-NuPNET grant SARFEN of the Polish National Centre for Research and Development (NCBiR), and by the Academy of Finland and University of Jyväskylä within the FIDIPRO programme. We acknowledge the CSC-IT Center for Science Ltd., Finland, for the allocation of computational resources.

-
- [1] N. Cabibbo, Phys. Rev. Lett. **10**, 531 (1963).
 [2] M. Kobayashi and T. Maskawa, Prog. Theor. Phys. **49**, 652 (1973).
 [3] K. A. Olive and Particle Data Group, Chin. Phys. **C38**, 090001 (2014).
 [4] I. S. Towner and J. C. Hardy, Rep. Prog. Phys. **73**, 046301 (2010).
 [5] W. Satuła, J. Dobaczewski, W. Nazarewicz, and M. Rafalski, Phys. Rev. Lett. **103**, 012502 (2009).
 [6] P. Hohenberg and W. Kohn, Phys. Rev. **136**, B864 (1964).
 [7] W. Kohn and L. Sham, Phys. Rev. **140**, A1133 (1965).
 [8] J. Blaizot and G. Ripka, *Quantum theory of finite systems* (MIT Press, Cambridge Mass., 1986).
 [9] D. Lacroix, T. Duguet, and M. Bender, Phys. Rev. C **79**, 044318 (2009).
 [10] M. Bender, T. Duguet, and D. Lacroix, Phys. Rev. C **79**, 044319 (2009).
 [11] W. Satuła and J. Dobaczewski, Phys. Rev. C **90**, 054303 (2014).
 [12] J. Dobaczewski, arXiv:1507.00697 (2015).
 [13] M. Beiner, H. Flocard, N. V. Giai, and P. Quentin, Nucl. Phys. A **238**, 29 (1975).
 [14] W. Satuła, J. Dobaczewski, W. Nazarewicz, and M. Rafalski, Phys. Rev. Lett. **106**, 132502 (2011).
 [15] W. Satuła, J. Dobaczewski, W. Nazarewicz, and T. Werner, Phys. Rev. C **86**, 054316 (2012).
 [16] W. Satuła, J. Dobaczewski, M. Konieczka, and W. Nazarewicz, arXiv:1307.1550 (2013).
 [17] W. Satuła, J. Dobaczewski, M. Konieczka, and W. Nazarewicz, Acta Phys. Polonica B **45**, 167 (2014).
 [18] W. Satuła, J. Dobaczewski, and M. Konieczka, JPS Conf. Proc. **6**, 020015 (2015).
 [19] B. Bally, B. Avez, M. Bender, and P.-H. Heenen, Phys. Rev. Lett. **113**, 162501 (2014).
 [20] K. Sato, J. Dobaczewski, T. Nakatsukasa, and W. Satuła, Phys. Rev. C **88**, 061301(R) (2013).
 [21] P. Ring and P. Schuck, *The Nuclear Many-Body Problem* (Springer-Verlag, Berlin, 1980).
 [22] J. Dobaczewski, W. Satuła, B. Carlsson, J. Engel, P. Olbratowski, P. Powalowski, M. Sadziak, J. Sarich, N. Schunck, A. Staszczak, M. Stoitsov, M. Zalewski, and H. Zduniczuk, Comput. Phys. Commun. **180**, 2361 (2009).
 [23] W. Satuła, *et al.*, unpublished.
 [24] N. Schunck, J. Dobaczewski, J. McDonnell, W. Satuła, J. Sheikh, A. Staszczak, M. Stoitsov, and P. Toivanen, Comput. Phys. Commun. **183**, 166 (2012).
 [25] N. Schunck, *et al.*, unpublished.
 [26] I. S. Towner and J. C. Hardy, Phys. Rev. C **77**, 025501 (2008).
 [27] I. S. Towner and J. C. Hardy, Phys. Rev. C **82**, 065501 (2010).
 [28] J. C. Hardy and I. S. Towner, J. Phys. G: Nucl. Part. Phys. **41**, 114004 (2014).
 [29] K. Nakamura and Particle Data Group, J. Phys. G **37**, 075021 (2010).
 [30] I. S. Towner, Phys. Lett. B **333**, 13 (1994).
 [31] W. E. Ormand, Phys. Rev. C **53**, 214 (1996).
 [32] J. C. Hardy and I. S. Towner, Phys. Rev. C **79**, 055502 (2009).
 [33] H. Sagawa, N. V. Giai, and T. Suzuki, Phys. Rev. C **53**, 2163 (1996).
 [34] H. Liang, N. V. Giai, and J. Meng, Phys. Rev. C **79**, 064316 (2009).
 [35] O. Naviliat-Cuncic and N. Severijns, Phys. Rev. Lett. **102**, 142302 (2009).
 [36] L. Coraggio, A. Covello, A. Gargano, and N. Itaco, Phys. Rev. C **88**, 041304 (2013).
 [37] A. L. Goodman, Nucl. Phys. **A186**, 475 (1972).
 [38] J. Engel, K. Langanke, and P. Vogel, Phys. Lett. **B389**, 211 (1996).
 [39] W. Satuła and R. Wyss, Phys. Lett. B **393**, 1 (1997).
 [40] W. Satuła and R. Wyss, Phys. Rev. Lett. **86**, 4488 (2001).
 [41] W. Satuła and R. Wyss, Phys. Rev. Lett. **87**, 052504 (2001).
 [42] W. Satuła, D. Dean, J. Gary, S. Mizutori, and W. Nazarewicz, Phys. Lett. B **407**, 103 (1997).
 [43] N. Sandulescu, D. Negrea, and C. Johnson, Phys. Rev. C **86**, 041302(R) (2012).
 [44] I. Bentley and S. Frauendorf, Phys. Rev. C **88**, 014322 (2013).
 [45] B. G. Carlsson and J. Toivanen, Phys. Rev. C **89**, 054324 (2014).
 [46] I. Bentley, K. Neergard, and S. Frauendorf, Phys. Rev. C **89**, 034302 (2014).
 [47] M. Sambataro and N. Sandulescu, Phys. Rev. C **91**,

- 064318 (2015).
- [48] D. Delion and V. Baran, *Phys. Rev. C* **91**, 024312 (2015).
- [49] H. I. Park, J. C. Hardy, V. E. Iacob, M. Bencomo, L. Chen, V. Horvat, N. Nica, B. T. Roeder, E. Simmons, R. E. Tribble, and I. S. Towner, *Phys. Rev. Lett.* **112**, 102502 (2014).
- [50] B. Blank, J. Thomas, P. Ascher, L. Audirac, A. Bacquias, L. Cáceres, G. Canchel, L. Daudin, F. de Oliveira Santos, F. Didierjean, M. Gerbaux, J. Giovinazzo, S. Grévy, T. K. Nieto, I. Matea, F. Munoz, M. Roche, L. Serani, N. Smirnova, and J. Souin, *Eur. Phys. J. A* **51:8** (2014).
- [51] Evaluated Nuclear Structure Data File.
- [52] M. Zalewski, J. Dobaczewski, W. Satuła, and T. R. Werner, *Phys. Rev. C* **77**, 024316 (2008).
- [53] D. Tarpanov, J. Toivanen, J. Dobaczewski, and B. G. Carlsson, *Phys. Rev. C* **89**, 014307 (2014).
- [54] W. Satuła, J. Dobaczewski, W. Nazarewicz, and M. Rafalski, *Phys. Rev. C* **81**, 054310 (2010).
- [55] K. Hadyńska-Klęk *et al.*, *Acta Phys. Pol. B* **44**, 617 (2013).
- [56] M. Konieczka, P. Bączyk, and W. Satuła, arXiv:1509.04480 (2015).
- [57] H. Zduńczuk, W. Satuła, and R. A. Wyss, *Phys. Rev. C* **71**, 024305 (2005).
- [58] K. Leach *et al.*, *Phys. Rev. C* **88**, 031306(R) (2013).
- [59] J. Koops and W. Glaudemans, *Z. Phys. A* **280**, 181 (1977).
- [60] M. Honma *et al.*, *Phys. Rev. C* **65**, 061301(R) (2002).
- [61] M. Honma *et al.*, *Phys. Rev. C* **69**, 034335 (2004).
- [62] W. Satuła and W. Nazarewicz, arXiv:1510.03251 (2015).