



# Charge-dependent anisotropic flow in Cu+Au collisions

Takafumi Niida for the STAR Collaboration<sup>1</sup>

*Wayne State University, 666 W. Hancock, Detroit, MI 48201*

---

## Abstract

We present the first measurements of charge-dependent directed flow in Cu+Au collisions at  $\sqrt{s_{NN}} = 200$  GeV. The directed flow has been measured as functions of the transverse momentum and pseudorapidity with the STAR detector. The results show a small but finite difference between positively and negatively charged particles. The difference is qualitatively explained by the patron-hadron-string-dynamics (PHSD) model including the effect of the electric field, but much smaller than the model calculation, which indicates only a small fraction of all final quarks are created within the lifetime of the initial electric field. Higher-order azimuthal anisotropic flow is also presented up to the fourth-order for unidentified charged particles and up to the third-order for identified charged particles ( $\pi$ ,  $K$ , and  $p$ ). For unidentified particles, the results are reasonably described by the event-by-event viscous hydrodynamic model with  $\eta/s=0.08-0.16$ . The trends observed for identified particles in Cu+Au collisions are similar to those observed in symmetric (Au+Au) collisions.

*Keywords:* flow, asymmetric heavy-ion collisions, initial electric field

---

## 1. Introduction

At the early stage of a non-central heavy-ion collision, a strong magnetic field perpendicular to the reaction plane is created. In asymmetric Cu+Au collisions, due to the difference in the number of spectators, not only the magnetic field but also a strong electric field would exist pointing along the reaction plane from the Au-nucleus to Cu-nucleus. The lifetime of the electric field might be short, of the order of a fraction of a fm/c. The quarks and antiquarks that have been already produced at this time would experience the Coulomb force, which results in a charge dependence of particle directed flow [1, 2]. Thus, the measurement of the charge-dependent directed flow in Cu+Au collisions provides an opportunity to test different quark (charge) production scenarios, e.g. two-wave quark production [3, 4], and shed light on the (anti-)quark production mechanism in heavy-ion collisions. Understanding the time evolution of the quark densities in heavy-ion collisions is also very important for detailed theoretical predictions of the Chiral Magnetic Effect and Chiral Magnetic Wave, for which various experiments are actively searching. In these proceedings, the charge-dependent directed flow in Cu+Au collisions at  $\sqrt{s_{NN}} = 200$  GeV measured with the STAR detector is presented. Results of higher-order flow are also presented.

---

<sup>1</sup>A list of members of the STAR Collaboration and acknowledgements can be found at the end of this issue.

## 2. Analysis method

Azimuthal anisotropies were measured with the event plane method defined below:

$$v_n = \langle \cos n(\phi - \Psi_n) \rangle / \text{Res}\{\Psi_n\}, \quad (1)$$

where  $\phi$  is azimuthal angle of particles and  $\langle \rangle$  means average over all particles in the events of the same centrality bins. The  $\Psi_n$  denotes  $n^{\text{th}}$ -order event plane. The first-order event plane was reconstructed with the Zero Degree Calorimeter (ZDC). The ZDC measures spectator neutrons and thus would minimize non-flow effects such as those from the momentum conservation. For higher harmonics measurements, the event planes were reconstructed from charged tracks ( $0.15 < p_T < 2$  GeV/c) reconstructed in the Time Projection Chamber (TPC) and the Endcap Electro-Magnetic Calorimeter (EEMC). In case of using the TPC, charged tracks were divided into two subevents ( $-1 < \eta < -0.4$  and  $0.4 < \eta < 1$ ) and  $v_n$  of charged particles of interest was measured with an  $\eta$ -gap of 0.4 using the event plane method (e.g. particles of interest are taken from  $0 < \eta < 1$  when using the subevent from the backward angle). The results from both subevents are consistent and the average of two measurements was used as final results. The event plane resolution  $\text{Res}\{\Psi_n\}$  was estimated by three subevents method [5]. Systematic uncertainties were estimated by varying event z-vertex and track quality cuts. The effect of the event plane determination was also taken into account in the systematic uncertainty. For higher-order  $v_n$ , the scalar product method [6] was also tested just as a cross-check.

## 3. Results

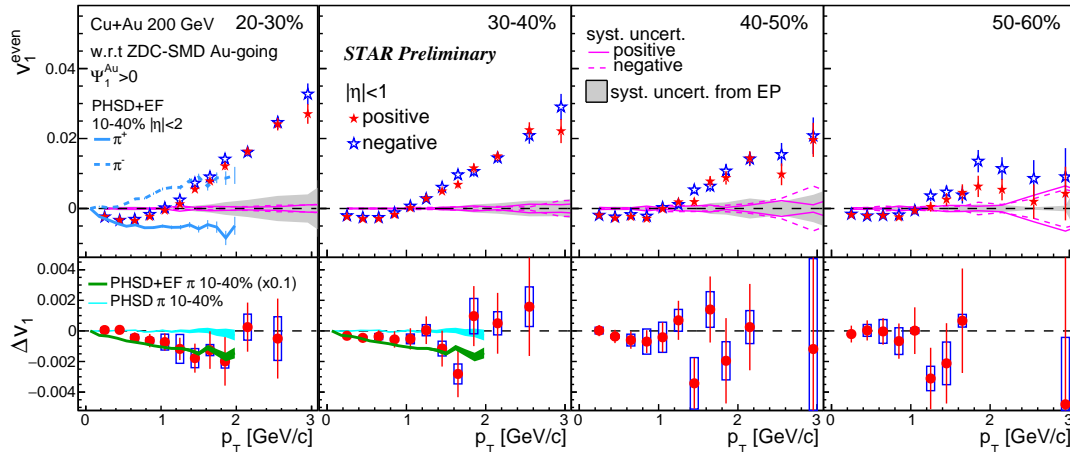


Fig. 1.  $v_1^{\text{even}}$  of positive and negative particles as a function of  $p_T$  in four centrality bins and the difference between both charges,  $\Delta v_1$ . The PHSD model calculations with and without the initial electric field (EF) [2] are compared. The model calculation of  $\Delta v_1$  with the EF is scaled by 0.1. See the text for the definition of positive direction of  $v_1$  ( $\Psi_1$ ). This plot has been updated since the presentation<sup>2</sup>.

Figure 1 shows  $v_1$  of positive ( $h^+$ ) and negative ( $h^-$ ) charged particles as a function of  $p_T$  in four centrality bins<sup>2</sup>, where  $v_1$  is measured with respect to the spectator plane in Au-going side and the sign of the  $\Psi_1^{\text{Au}}$  is defined to be positive. In asymmetric collisions, the magnitude of  $v_1$  is no longer symmetric over the pseudorapidity unlike symmetric collisions, therefore the even component of  $v_1$  is measured in this analysis. The  $v_1$  at  $p_T < 1$  GeV/c has negative value and positive at the higher  $p_T$ , which means more low (high)  $p_T$

<sup>2</sup>Note that the figures in these proceedings have been updated since the presentation to account for a software issue in the calculation of the event plane resolution. The final results on  $v_1$  are quantitatively close to those presented at the conference and had no impact on the physics conclusions. The  $v_2$  and  $v_3$  in peripheral collisions become larger after this correction.

particles are emitted to the direction of Cu (Au) spectator. Bottom panels of Fig. 1 show the difference between both charges,  $\Delta v_1 = v_1^{h^+} - v_1^{h^-}$ . In 20-40% centrality, the  $\Delta v_1$  seems to be negative in  $p_T < 2$  GeV/c, which is qualitatively consistent with the expectation from the initial electric field (EF), i.e. more positively charged particles would move to the direction of the EF and negatively charged particles move to the opposite side.

The parton-hadron-string-dynamics (PHSD) model calculations with and without the effect of the EF [2] are compared to the data, where the  $\Delta v_1$  for the calculation including the effect of the EF is scaled by 0.1. The model assumes that all electric charges are affected by the EF, resulting in a large separation of  $v_1$  between positive and negative charges as shown in the upper left panel of Fig. 1. The  $\Delta v_1$  is smaller than the model prediction, which indicates that the electric charges existing within the life time of the EF ( $\sim 0.25$  fm/c) are much smaller than that of all quarks created in the collisions.

Figure 2 shows  $v_1$  and  $\Delta v_1$  as a function of  $\eta$  in 10-40% centrality<sup>2</sup>, where  $p_T$  is integrated over  $1 < p_T < 2$  GeV and the sign of  $\Psi_1^{Au}$  is defined to be negative (opposite to Fig. 1). The  $v_1$  charge separation is clearly seen in  $|\eta| < 1$  and  $\Delta v_1$  increases with  $\eta$ , although the magnitude of  $v_1$  also changes with  $\eta$ .

Figure 3 shows  $v_2$ ,  $v_3$ , and  $v_4$  of positive charged particles as a function of  $p_T$  using the event plane method and scalar product method. Both methods are in a good agreement. Calculations from an event-by-event viscous hydrodynamic model [7] are compared to the data of  $v_2$  and  $v_3$ . The model results using  $\eta/s=0.08$  and  $\eta/s=0.16$  qualitatively agree with the data in 0-5% and 20-30% centrality bins. The centrality dependence of  $v_n$  are similar to the results in Au+Au collisions [8, 9, 10]. There was no significant difference between positive and negative charged particles for higher-order flows.

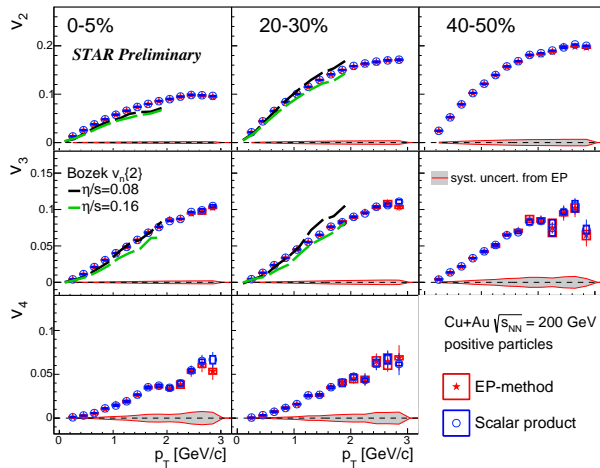


Fig. 3.  $v_2$ ,  $v_3$ , and  $v_4$  as a function of  $p_T$  in 0-5%, 20-30%, and 40-50% centrality bins measured with the event plane method and the scalar product method. Calculations from the event-by-event viscous hydrodynamic model [7] are compared. This plot has been updated since the presentation<sup>2</sup>.

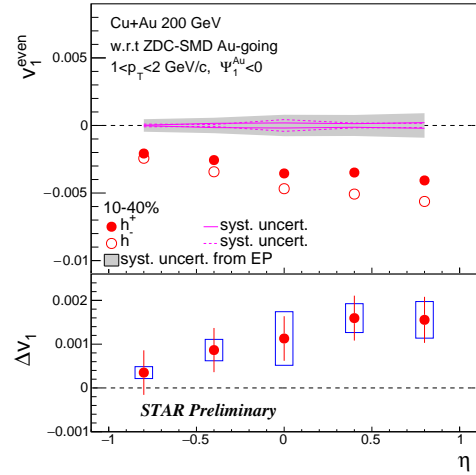


Fig. 2.  $v_1$  of positive and negative particles and  $\Delta v_1$  as a function of  $\eta$  in 10-40% centrality. This plot has been updated since the presentation<sup>2</sup>.

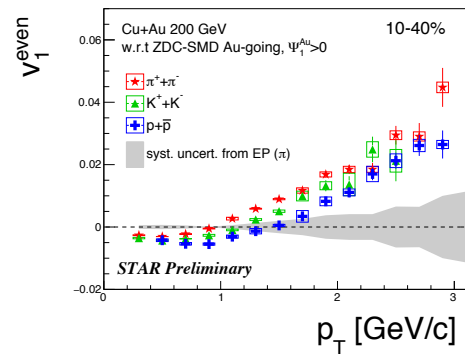


Fig. 4.  $v_1$  of  $\pi^\pm$ ,  $K^\pm$ , and  $p+\bar{p}$  as a function of  $p_T$  in 10-40% centrality. This plot has been updated since the presentation<sup>2</sup>.

Identified particle  $v_n$  are also measured combining the TPC  $dE/dx$  and the time-of-flight information from Time-Of-Flight detector. The  $v_1$  of charge-combined  $\pi^\pm$ ,  $K^\pm$ , and  $p + \bar{p}$  are presented in Fig. 4 and the  $v_2$  and  $v_3$  of  $\pi^+$  ( $\pi^-$ ),  $K^+$  ( $K^-$ ), and  $p$  ( $\bar{p}$ ) for different centrality bins are presented in Fig. 3. The same trends observed in symmetric collisions, such as the mass ordering at low  $p_T$  ( $< 2$  GeV/c) and the baryon-meson splitting at intermediate  $p_T$ , are observed.

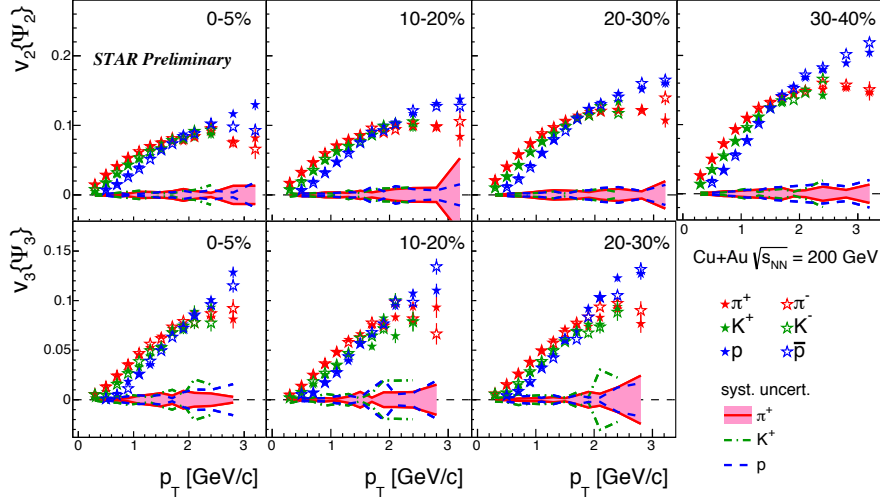


Fig. 5.  $v_2$  and  $v_3$  of  $\pi$ ,  $K$ , and  $p(\bar{p})$  as a function of  $p_T$  for different centrality bins. This plot has been updated since the presentation<sup>2</sup>.

#### 4. Conclusions

Charge-dependent anisotropic flow in Cu+Au collisions at  $\sqrt{s_{NN}} = 200$  GeV has been measured with the STAR detector. Charge difference of  $v_1$  is clearly observed, which is consistent with the effect of the initial electric field. The magnitude of  $\Delta v_1$  is much smaller than the PHSD model predictions, likely indicating that only a small fraction of all final state quarks are created at the time when the electric field is strong. These results could shed light on the time evolution of quark production in heavy-ion collisions. Higher-order flow  $v_n$  have been also presented; they exhibit similar trends observed in symmetric collisions.

#### References

- [1] Y. Hirono, M. Hongo, T. Hirano, Phys. Rev. C90 (2014) 021903.
- [2] V. Voronyuk, V. D. Toneev, S. A. Sergei, W. Cassing, Phys. Rev. C90 (2014) 064903.
- [3] S. Pratt, PoS CPOD2013 (2013) 023.
- [4] B. S. A, P. Danielewicz, S. Pratt, Phys. Rev. Lett. 85 (2000) 2689.
- [5] A. M. Poskanzer, S. A. Voloshin, Phys. Rev. C58 (1998) 1671.
- [6] C. Adler *et al.* (STAR Collaboration), Phys. Rev. C66 (2002) 034904.
- [7] P. Božek, Phys. Lett. B717 (2012) 287–290.
- [8] J. Adams *et al.* (STAR Collaboration), Phys. Rev. C72 (2005) 014904.
- [9] J. Adams *et al.* (STAR Collaboration), Phys. Rev. C88 (2013) 014904.
- [10] A. Adare *et al.* (PHENIX Collaboration), Phys. Rev. Lett. 107 (2011) 252301.