

Signed tilings by ribbon L n -ominoes, n even, via Gröbner basesKenneth Gill^a, Viorel Nitica^b^aDepartment of Mathematics, West Chester University, PA 19383, USA^bDepartment of Mathematics, West Chester University, PA 19383, USA**Abstract**

Let \mathcal{T}_n be the set of ribbon L -shaped n -ominoes for some $n \geq 4$ even, and let \mathcal{T}_n^+ be \mathcal{T}_n with an extra 2×2 square. We investigate signed tilings of rectangles by \mathcal{T}_n and \mathcal{T}_n^+ . We show that a rectangle has a signed tiling by \mathcal{T}_n if and only if both sides of the rectangle are even and one of them is divisible by n , or if one of the sides is odd and the other side is divisible by $n(\frac{n}{2} - 2)$. We also show that a rectangle has a signed tiling by \mathcal{T}_n^+ , $n \geq 6$ even, if and only if both sides of the rectangle are even, or if one of the sides is odd and the other side is divisible by $n(\frac{n}{2} - 2)$. Our proofs are based on the exhibition of explicit Gröbner bases for the ideals generated by polynomials associated to the tiling sets. In particular, we show that some of the regular tiling results in V. Nitica, *Every tiling of the first quadrant by ribbon L n -ominoes follows the rectangular pattern*. *Open Journal of Discrete Mathematics*, 5, (2015) 11–25, cannot be obtained from coloring invariants.

Keywords: polyomino; replicating tile; L -shaped polyomino; skewed L -shaped polyomino; signed tilings; Gröbner basis; tiling rectangles; coloring invariants

1. Introduction

In this article we study tiling problems for regions in a square lattice by certain symmetries of an L -shaped polyomino. Polyominoes were introduced by Golomb in [8] and the standard reference about this subject is the book *Polyominoes* [10]. The L -shaped polyomino we study is placed in a square lattice and is made out of $n, n \geq 4$, unit squares, or *cells*. See Figure 1a. In an $a \times b$ rectangle, a is the height and b is the base. We consider translations (only!) of the tiles shown in Figure 1b. They are ribbon L -shaped n -ominoes. A *ribbon polyomino* [14] is a simply connected polyomino with no two unit squares lying along a line parallel to the first bisector $y = x$. We denote the set of tiles by \mathcal{T}_n .

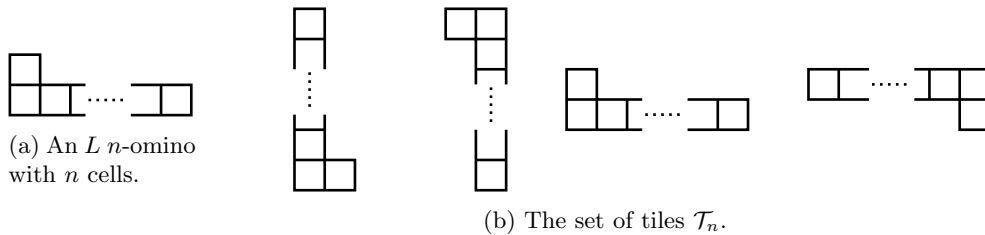


Figure 1

Related papers are [5], [13], investigating tilings by \mathcal{T}_n , n even. In [5] we look at tilings by \mathcal{T}_n in the particular case $n = 4$. The starting point was a problem from recreational mathematics. We recall that a replicating tile is one that can make larger copies of itself. The order of replication is the number of initial tiles that fit in the larger copy. Replicating tiles were introduced by Golomb in [9]. In [11] we study replication of higher orders for several tiles introduced in [9]. In particular, we suggested that the skewed L -tetromino showed in Figure 2a is not replicating of order k^2 for any odd k . The question is equivalent

Email addresses: KG818321@wcupa.edu (Kenneth Gill), vnitica@wcupa.edu (Viorel Nitica)

to that of tiling a k -inflated copy of the straight L -tetromino using only the ribbon orientations of an L -tetromino. The question is solved in [5], where it is shown that the L -tetromino is not replicating of any odd order. This is a consequence of a stronger result: a tiling of the first quadrant by \mathcal{T}_4 always follows the rectangular pattern, that is, the tiling reduces to a tiling by 4×2 and 2×4 rectangles, each tiled in turn by two tiles from \mathcal{T}_4 .

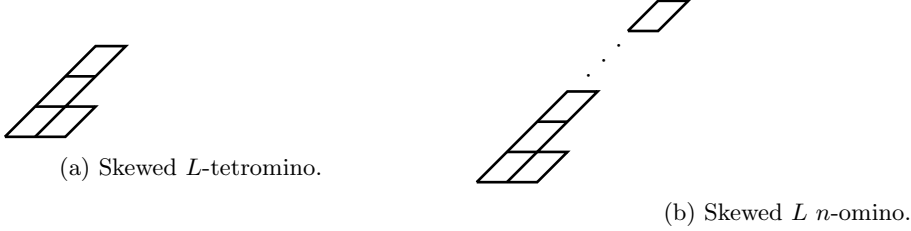


Figure 2: Skewed polyominoes

The results in [5] are generalized in [13] to \mathcal{T}_n , n even. The main result shows that any tiling of the first quadrant by \mathcal{T}_n reduces to a tiling by $2 \times n$ and $n \times 2$ rectangles. An application is the characterization of all rectangles that can be tiled by \mathcal{T}_n , n even: a rectangle can be tiled by \mathcal{T}_n , n even, if and only if both sides are even and at least one side is divisible by n . The rectangular pattern persists if one adds an extra 2×2 tile to \mathcal{T}_n , n even. The new tiling set is denoted by \mathcal{T}_n^+ . A rectangle can be tiled by \mathcal{T}_n^+ if and only if it has both sides even. The main result also implies that a skewed L -shaped n -omino, n even, (see Figure 2b) is not a replicating tile of order k^2 for any odd k . This development shows that the limitation of the orientations of the tiles can be of interest, in particular when investigating tiling problems in a skewed lattice.

Signed tilings (see [6]) are also of interest. These are finite placements of tiles on a plane, with weights $+1$ or -1 assigned to each of the tiles. We say that they tile a region R if the sum of the weights of the tiles is 1 for every cell inside R and 0 for every cell elsewhere. The existence of a regular tiling clearly implies the existence of a signed tiling. Many times solving a tiling problem can be reduced to a coloring argument. It was shown in [6] that the most general argument of this type is equivalent to the existence of a signed tiling. Consequently, different conditions for regular versus signed tilings can be used to show that certain tiling arguments are stronger than coloring arguments. By looking at signed tilings of rectangles by \mathcal{T}_n and \mathcal{T}_n^+ , n even, we show that some of the results in [13] cannot be obtained via coloring arguments.

A useful tool in the study of signed tilings is a Gröbner basis associated to the polynomial ideal generated by the tiling set. See Bodini and Nouvel [4]. One can associate to any cell in the square lattice a monomial in two variables x, y . If the coordinates of the lower left corner of the cell are (α, β) , one associates $x^\alpha y^\beta$. This correspondence associates to any bounded tile a Laurent polynomial with all coefficients 1. The polynomial associated to a tile P is denoted by f_P . The polynomial associated to a tile translated by an integer vector (γ, δ) is the initial polynomial multiplied by the monomial $x^\gamma y^\delta$. If the region we tile is bounded and the tile set consists of bounded tiles, then the problem can be translated in the first quadrant via a translation by an integer vector, and one can work only with regular polynomials in $\mathbb{Z}[X, Y]$. See Theorem 10 below.

Signed tilings by ribbon L n -ominoes, n odd are studied in [12], where we show that a rectangle can be signed tiled by ribbon L n -ominoes, n odd, if and only if it has a side divisible by n .

The main results of the paper are the following:

Theorem 1. *A rectangle can be signed tiled by \mathcal{T}_n , $n \geq 6$ even, if and only if both sides of the rectangle are even and one of them is divisible by n , or one of the sides is odd and the other is divisible by $n(\frac{n}{2} - 2)$.*

Theorem 1 is proved in Section 5, after finding a Gröbner basis for \mathcal{T}_n in Section 3. Theorem 1 shows that some tiling results for \mathcal{T}_n , $n \geq 6$ even, in [12] cannot be found via coloring arguments. We recall that it is shown in [5] that a rectangle is signed tiled by \mathcal{T}_4 if and only if the sides are even and one side is divisible by 4.

Theorem 2. *A rectangle can be signed tiled by \mathcal{T}_4^+ if and only if both sides are even. A rectangle can be signed tiled by \mathcal{T}_n^+ , $n \geq 6$ even, if and only if it has both sides even or one side is odd and the other side is divisible by $n(\frac{n}{2} - 2)$.*

Theorem 2 is proved in Section 6, after finding a Gröbner basis for \mathcal{T}_n^+ in Section 4. Theorem 2 shows that some tiling results for $\mathcal{T}_n^+, n \geq 6$ even, in [12] cannot be found via coloring arguments.

Due to the Gröbner basis that we exhibit for $\mathcal{T}_n, n \geq 6$ even, we also have:

Proposition 3. *A k -inflated copy of the ribbon L n -omino, $n \geq 6$ even, has a signed tiling by \mathcal{T}_n if and only if k is even or k is odd and divisible by $(\frac{n}{2} - 2)$.*

The proof of Proposition 3 is shown in Section 7.

Barnes [1, 2] developed a method for solving signed tiling problems with complex number weights, which applied to our tiling sets gives:

Theorem 4. *If complex number weights are used, a rectangle can be signed tiled by $\mathcal{T}_n, n \geq 6$ even, if and only if it has a side divisible by n . If only integer weights are used, a rectangle that has a side divisible by n and all cells labeled by the same multiple of $(\frac{n}{2} - 2)$ can be signed tiled by $\mathcal{T}_n, n \geq 6$ even.*

Theorem 4 is proved in Section 8. A Gröbner basis for the tiling set helps even if Barnes method is used.

Theorem 5. *If complex number weights are used, a rectangle can be signed tiled by $\mathcal{T}_n^+, n \geq 6$ even, if and only if it has an even side, and a rectangle can be signed tiled by \mathcal{T}_4^+ if and only if both sides are even.*

Theorem 5 is proved in Section 9. It is not clear to us if last statement in Theorem 4 implies Theorem 1 and if Theorem 5 implies Theorem 2. Guided by the work here and in [13], we conclude that Gröbner basis method for solving signed tiling problems with integer weights is sometimes more versatile and leads to stronger results than Barnes method.

The methods we use in this paper are well known when applied to a particular tiling problem. Here we apply them uniformly to solve an infinite collection of problems. Our hope was to see some regularity in the Gröbner bases associated to other infinite families of tiling sets, such as the family $\mathcal{T}_{m,n,p}$ investigated in [13]. We recall that if m, p are odd and n is even, tilings of the first quadrant by this family follow the rectangular pattern. Nevertheless, our hopes were not validated. The subfamily $\mathcal{T}_{3,n,3}, n$ even, has a wide variety of Gröbner bases. Thus for this family we understand regular tilings of rectangles, but cannot decide if the results follow from coloring invariants.

2. Summary of Gröbner basis theory

Let $R[\underline{X}] = R[X_1, \dots, X_k]$ be the ring of polynomials with coefficients in a principal ideal domain (PID) R . A term in the variables x_1, \dots, x_k is a power product $x_1^{\alpha_1} x_2^{\alpha_2} \dots x_k^{\alpha_k}$ with $\alpha_i \in \mathbb{N}, 1 \leq i \leq k$; in particular $1 = x_1^0 \dots x_k^0$ is a term. A term with an associated coefficient from R is called *monomial*. We endow the set of terms with the *total degree-lexicographical order*, in which we first compare the degrees of the monomials and then break the ties by means of lexicographic order for the order $x_1 > x_2 > \dots > x_k$ on the variables. If the variables are only x, y and $x > y$, this gives the total order:

$$1 < y < x < y^2 < xy < x^2 < y^3 < xy^2 < x^2y < x^3 < y^4 < \dots$$

For $P \in R[\underline{X}]$ we denote by $HT(P)$ the leading term and by $HM(P)$ the highest monomial in P with respect to the above order. We denote by $HC(P)$ the coefficient of the leading monomial in P . We denote by $T(P)$ the set of terms appearing in P and by $M(P)$ the set of monomials in P .

For a given ideal $I \subseteq R[\underline{X}]$ an associated Gröbner basis is introduced as in Chapters 5, 10 in [3].

If $G \subseteq R[\underline{X}]$ is a finite set, we denote by $I(G)$ the ideal generated by G in $R[\underline{X}]$.

Definition 1. Let $f, g, p \in R[\underline{X}]$. We say that f D -reduces to g modulo p and write $f \xrightarrow[p]{D} g$ if there exists $m \in M(f)$ with $HM(p) | m$, say $m = m' \cdot HM(p)$, and $g = f - m'/p$. For a finite set $G \subseteq R[\underline{X}]$, we denote by $\xrightarrow[G]{*}$ the reflexive-transitive closure of $\xrightarrow[p]{D}, p \in G$. We say that g is a normal form for f with respect to G if $f \xrightarrow[G]{*} g$ and no further D -reduction is possible. We say that f is D -reducible modulo G if $f \xrightarrow[G]{*} 0$.

If $f \xrightarrow[G]{*} 0$, then $f \in I(G)$. The converse is also true if G is a Gröbner basis.

Definition 2. A D -Gröbner basis is a finite set G of $R[\underline{X}]$ with the property that all D -normal forms modulo G of elements of $I(G)$ equal zero. If $I \subseteq R[\underline{X}]$ is an ideal, then a D -Gröbner basis of I is a D -Gröbner basis that generates the ideal I .

Proposition 6. Let G be a finite set of $R[\underline{X}]$. Then the following statements are equivalent:

1. G is a Gröbner basis.
2. Every $f \neq 0, f \in I(G)$, is D -reducible modulo G .

We observe, nevertheless, that if R is only a (PID), the normal form associated to a polynomial f by a finite set $G \subseteq R[\underline{X}]$ is not unique. That is, the remainder of the division of f by G is not unique.

We introduce now the notions of S -polynomial and G -polynomial that allows to check if a given finite set $G \subseteq R[\underline{X}]$ is a Gröbner basis for the ideal it generates. As usual, lcm is the notation for the least common multiple and gcd is the notation for the greatest common divisor.

Definition 3. Let $0 \neq g_i \in R[\underline{X}], i = 1, 2$, with $HC(g_i) = a_i$ and $HT(g_i) = t_i$. Let $a = b_i a_i = lcm(a_1, a_2)$ with $b_i \in R$, and $t = s_i t_i = lcm(t_1, t_2)$ with $s_i \in T$. The S -polynomial of g_1, g_2 is defined as:

$$S(g_1, g_2) = b_1 s_1 g_1 - b_2 s_2 g_2.$$

If $c_1, c_2 \in R$ such that $gcd(a_1, a_2) = c_1 a_1 + c_2 a_2$. Then the G -polynomial of g_1, g_2 is defined as:

$$G(g_1, g_2) = c_1 s_1 g_1 + c_2 s_2 g_2.$$

Theorem 7. Let G be a finite set of $R[\underline{X}]$. Assume that for all $g_1, g_2 \in G$, $S(g_1, g_2) \xrightarrow{*}_G 0$ and $G(g_1, g_2)$ is top- D -reducible modulo G . Then G is a Gröbner basis.

Assume now that R is an Euclidean domain with unique reminders (see [3, p. 463]). This is the case for the ring of integers \mathbb{Z} if we specify reminders upon division by $0 \neq m$ to be in the interval $[0, m)$.

Definition 4. Let $f, g, p \in R[\underline{X}]$. We say that f E -reduces to g modulo p and write $f \xrightarrow[p]{*} g$ if there exists $m = at \in M(f)$ with $HM(p)|t$, say $t = s \cdot HT(p)$, and $g = f - qsp$ where $0 \neq q \in R$ is the quotient of a upon division with unique reminder by $HC(p)$.

Proposition 8. E -reduction extends D -reduction, i.e., every D -reduction step in an E -reduction step.

Theorem 9. Let R be an Euclidean domain with unique reminders, and assume $G \subseteq R[\underline{X}]$ is a D -Gröbner basis. Then the following hold:

1. $f \xrightarrow{*}_G 0$ for all $f \in I(G)$, where $\xrightarrow{*}_G$ denotes the E -reduction modulo G .
2. E -reduction modulo G has unique normal forms.

The following result connect signed tilings and Gröbner bases. See [4] and [7] for a proof.

Theorem 10. A polyomino P admits a signed tiling by translates of prototiles P_1, P_2, \dots, P_k if and only if for some (test) monomial $x^\alpha y^\beta$ the polynomial $x^\alpha y^\beta f_P$ is in the ideal generated in $\mathbb{Z}[X, Y]$ by f_{P_1}, \dots, f_{P_k} .

3. Gröbner basis for \mathcal{T}_n, n even

We show Gröbner bases for the ideals generated by $\mathcal{T}_4, \mathcal{T}_6$, as these are different from the general case.

Proposition 11. The polynomials $C_1(2) = x^2 + x + y + 1$, $C_2(2) = y^2 + x + y + 1$ form a Gröbner basis for the ideal generated by \mathcal{T}_4 .

PROOF. The polynomials corresponding to tiles in \mathcal{T}_4 are $C_1(2), C_2(2), xy^2 + xy + y^2 + x, x^2y + xy + x^2 + y$. The last two can be generated by $C_1(2), C_2(2)$:

$$\begin{aligned} xy^2 + xy + y^2 + x &= -C_1(2) + (x+1)C_2(2) \\ x^2y + xy + x^2 + y &= -C_2(2) + (y+1)C_1(2). \end{aligned}$$

It remains to show that the S -polynomial associated to $C_1(2), C_2(2)$ can be reduced. One has:

$$S(C_1(2), C_2(2)) = y^2(x^2 + x + y + 1) - x^2(y^2 + y + 1 + x) = (x + y + 1)C_1(2) + (x + y + 1)C_2(2).$$

Proposition 12. *A Gröbner basis for the ideal of polynomials generated by \mathcal{T}_6 is given by:*

$$C_1(3) = x^3 + x^2 + x + y^2 + y + 1, \quad C_2(3) = y^3 + y^2 + y + x^2 + x + 1, \quad C_3(3) = xy - 1.$$

PROOF. The polynomials associated to \mathcal{T}_6 are:

$$\begin{aligned} H_1(k) &= y^4 + y^3 + y^2 + y + 1 + x, & H_2(k) &= y^4 + xy^4 + xy^3 + xy^2 + xy + x, \\ H_3(k) &= y + x^4 + x^3 + x^2 + x + 1, & H_4(k) &= x^4y + x^3y + x^2y + xy + y + x^4. \end{aligned} \quad (1)$$

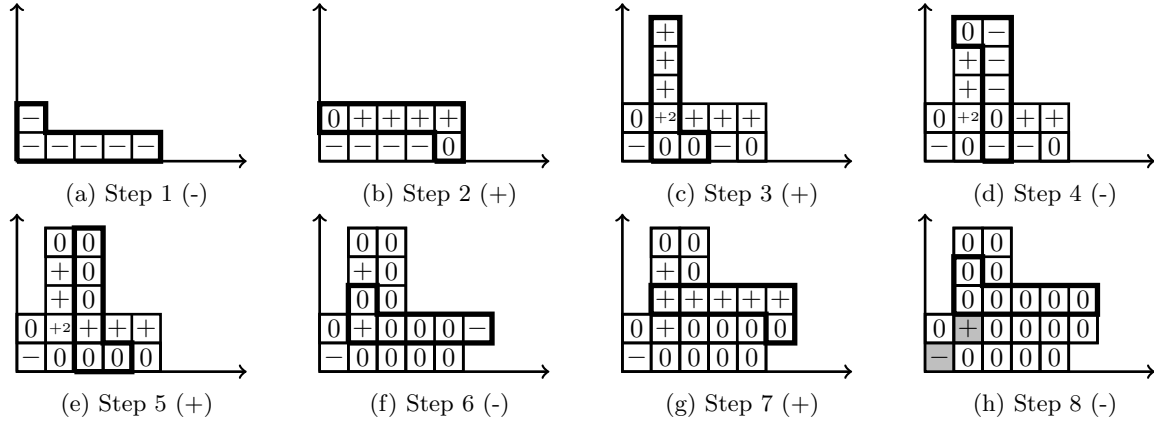


Figure 3: The polynomial $C_3(6)$ is generated by $\{H_1(6), H_2(6), H_3(6), H_4(6)\}$.

Similar to what is done in [12], the presence of $C_3(3)$ in the Gröbner basis allows to reduce the algebraic proofs to combinatorial considerations. We leave most of the details of this proof to the reader. The proof that (1) are in the ideal generated by $C_1(3), C_2(3), C_3(3)$ is similar to that of [12, Proposition 5]. The proof that $C_1(3), C_2(3), C_3(3)$ are in the ideal generated by (1) is similar to that of [12, Proposition 6]. A geometric proof that $C_3(3)$ belongs to the ideal generated by $H_1(3), H_2(3), H_3(3), H_4(3)$ is shown in Figure 3.

For the rest of this section $n = 2k$, where $k \geq 4$. The polynomials associated to the tiles in \mathcal{T}_n are:

$$\begin{aligned} H_1(k) &= \frac{y^{2k-1} - 1}{y - 1} + x, & H_2(k) &= y^{2k-2} + \frac{x(y^{2k-1} - 1)}{y - 1}, \\ H_3(k) &= y + \frac{x^{2k-1} - 1}{x - 1}, & H_4(k) &= \frac{y(x^{2k-1} - 1)}{x - 1} + x^{2k-2}. \end{aligned} \quad (2)$$

We show that a Gröbner basis for the ideal generated in $\mathbb{Z}[X, Y]$ by (2) is given by:

$$\begin{aligned} C_1(k) &= \frac{y^{k+1} - 1}{y - 1} + x \cdot \frac{x^{k-1} - 1}{x - 1} + \left\lfloor \frac{k-1}{2} \right\rfloor xy - \left\lfloor \frac{k-1}{2} \right\rfloor, \\ C_2(k) &= \frac{x^{k+1} - 1}{x - 1} + y \cdot \frac{y^{k-1} - 1}{y - 1} + \left\lfloor \frac{k-1}{2} \right\rfloor xy - \left\lfloor \frac{k-1}{2} \right\rfloor, \\ C_3(k) &= x^2y + xy - x - 1, & C_4(k) &= xy^2 + xy - y - 1, & C_5(k) &= (k-2)xy - (k-2), \end{aligned} \quad (3)$$

where $\lfloor x \rfloor$ is the integer part of x .

It is convenient to visualize the elements of the basis as tiles with cells labeled by integers, see Figure 4.

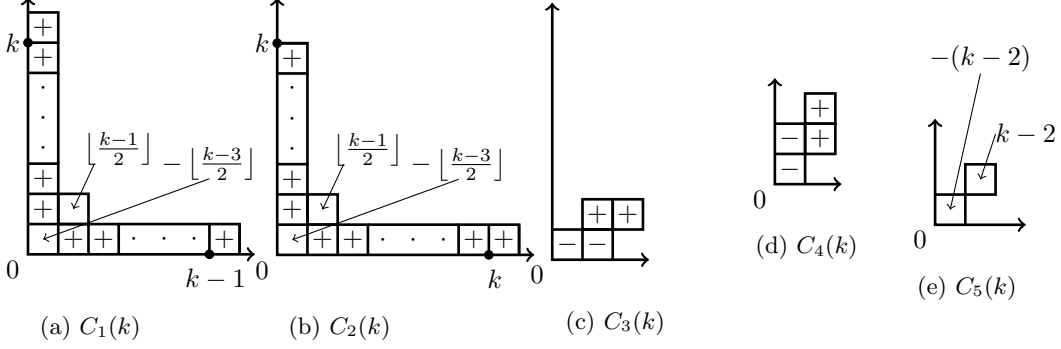


Figure 4: The Gröbner basis $\{C_1(k), C_2(k), C_3(k), C_4(k), C_5(k)\}$.

Proposition 13. *The polynomials $H_i(k), 1 \leq i \leq 4$, belong to the ideal generated by $C_i(k), 1 \leq i \leq 5$.*

PROOF. Due to the symmetry, it is enough to show that $H_1(k), H_2(k)$ belong to the ideal. The polynomials $C_3(k), C_4(k)$ allow to translate an horizontal domino with both two cells labeled by the same sign, respectively a vertical domino, along a vector parallel to the first bisector $y = x$. They also allow to translate horizontally or vertically a block of two cells adjacent at a vertex and labeled by different signs into a similar block. If the length of the translation is even, the signs stay the same. If the length of the translation is odd, all signs are changed. See Figure 5.

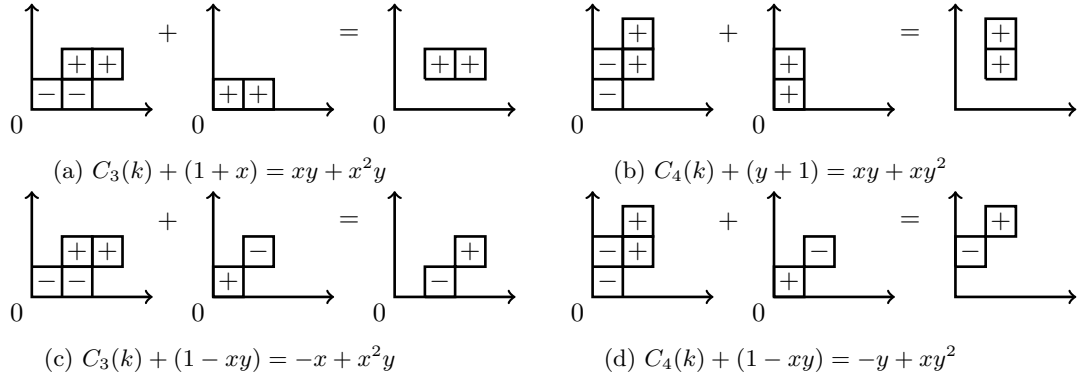


Figure 5: Tiles arithmetic.

We show how to build $H_1(k)$. There are two cases to be considered, k odd and k even.

The steps of a geometric constructions for k odd are shown in Figure 6. To reach Step 1, we add several times multiples of $C_4(k)$, as in Figure 5, b). To reach Step 2, we add several times multiples of $C_3(k)$, as in Figure 5, a). To reach Step 3, first we subtract $C_5(k)$, then add several times multiples of $C_3(k), C_4(k)$ as in Figure 5, c), d). To obtain now $H_1(k)$ in the initial position, we multiply the tile in Step 3 by x^{k-2} , which will translate the tile $k-2$ cells up, and then add multiples on $C_3(k), C_4(k)$, as in Figure 5, c), d).

The steps of a geometric constructions for k even are shown in Figure 7. To reach Step 1, we add several times multiples of $C_4(k)$, as in Figure 5, b). To reach Step 2, we add several times multiples of $C_3(k)$, as in Figure 5, a). To reach Step 3, first we subtract $C_5(k)$, then add several times multiples of $C_3(k), C_4(k)$ as in Figure 5, c), d). To obtain now $H_1(k)$ in the initial position, we multiply the tile in Step 3 by x^{k-2} , which will translate the tile $k-2$ cells up, and then add multiples on $C_3(k), C_4(k)$, as in Figure 5, c), d).

We show how to build $H_2(k)$. There are two cases to be considered, k odd and k even.

The steps of a geometric constructions for k odd are shown in Figure 8. To reach Step 1, we add several times multiples of $C_4(k)$, as in Figure 5, b). To reach Step 2, we add several times multiples of $C_3(k)$, as in Figure 5, a). To reach Step 3, first we subtract $C_5(k)$, then add several times multiples of $C_3(k), C_4(k)$ as in Figure 5, c), d). To obtain now $H_2(k)$ in the initial position, we multiply the tile in Step 3 by x^{k-2} , which will translate the tile $k-2$ cells up, and then add multiples on $C_3(k), C_4(k)$, as in Figure 5, c), d).

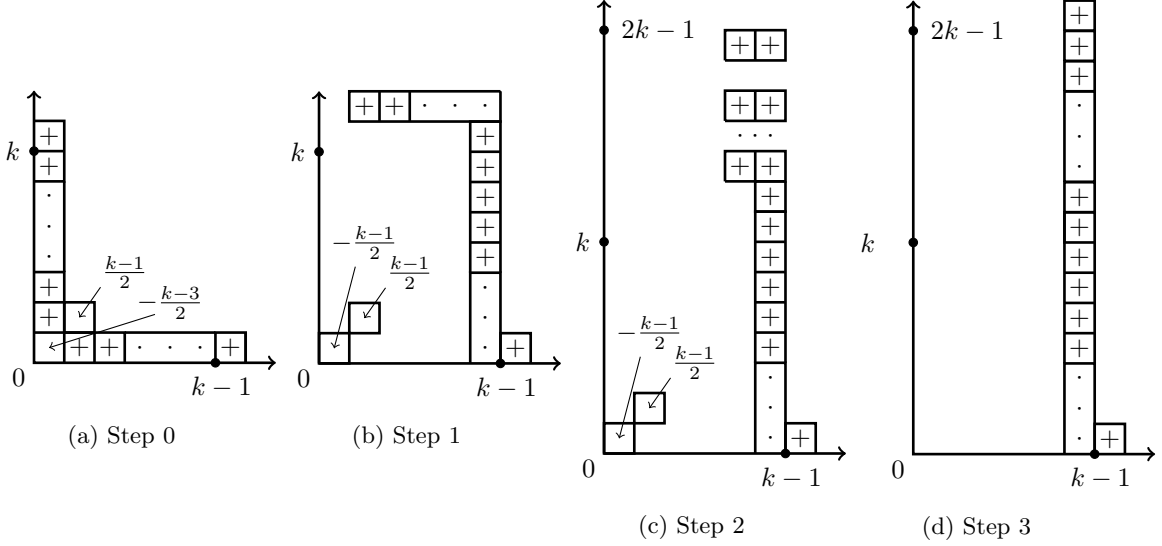


Figure 6: Building $H_1(k)$, k odd, out of $\{C_1(k), C_2(k), C_3(k), C_4(k), C_5(k)\}$.

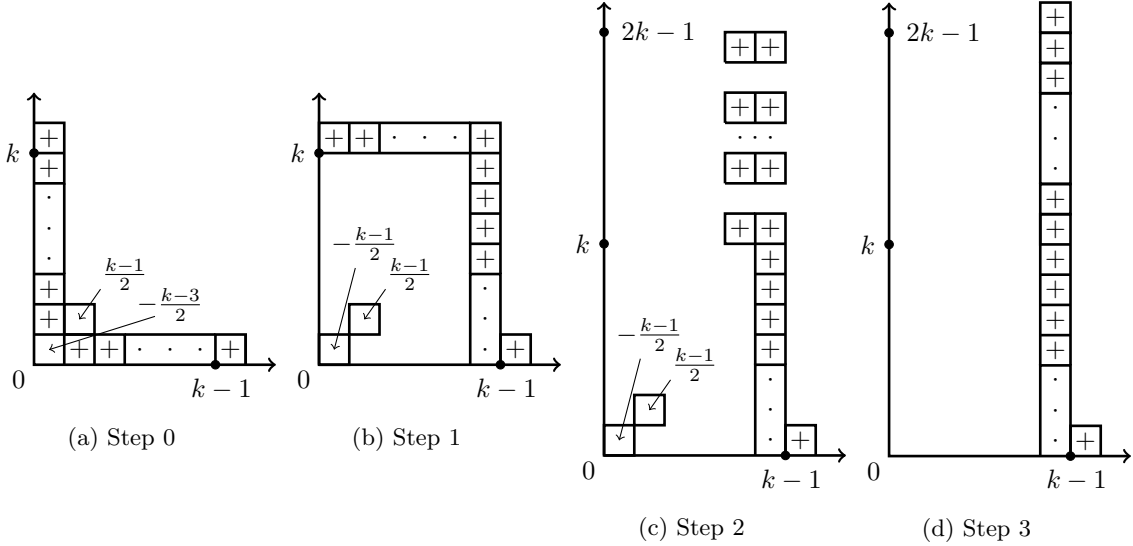


Figure 7: Building $H_1(k)$, k even, out of $\{C_1(k), C_2(k), C_3(k), C_4(k), C_5(k)\}$.

The steps of a geometric constructions for k even are shown in Figure 9. To reach Step 1, we add several times multiples of $C_4(k)$, as in Figure 5, b). To reach Step 2, we add several times multiples of $C_3(k)$, as in Figure 5, a). To reach Step 3, first we subtract $C_5(k)$, then add several times multiples of $C_3(k)$, $C_4(k)$ as in Figure 5, c), d). To obtain now $H_2(k)$ in the initial position, we multiply the tile in Step 3 by x^{k-2} , which will translate the tile $k-2$ cells up, and then add multiples on $C_3(k)$, $C_4(k)$, as in Figure 5, c), d).

Proposition 14. *The polynomials $C_i(k)$, $1 \leq i \leq 5$ belong to the ideal generated by $H_i(k)$, $1 \leq i \leq 4$.*

PROOF. Due to the symmetry, it is enough to show that $C_1(k)$, $C_3(k)$ and $C_5(k)$ belong to the ideal. We show how to generate $C_3(k)$, $C_5(k)$ (and consequently $C_4(k)$). To generate $C_1(k)$ we can reverse the process in Proposition 13. For $C_3(k)$, one has $C_3(k) = (xy + x - 1)H_3(k) - xH_4(k)$. To generate $C_5(k)$ we first show how to obtain a configuration in which all nontrivial cells, 4 of them, are located on the main diagonal. See Figure 10. Then we use the tiles arithmetic shown in Figure 11 to pull the cells in position $(k-1, k-1)$ and $(2k-2, 2k-2)$ in positions $(1, 1)$ and $(2, 2)$. This constructs $C_5(k)$.

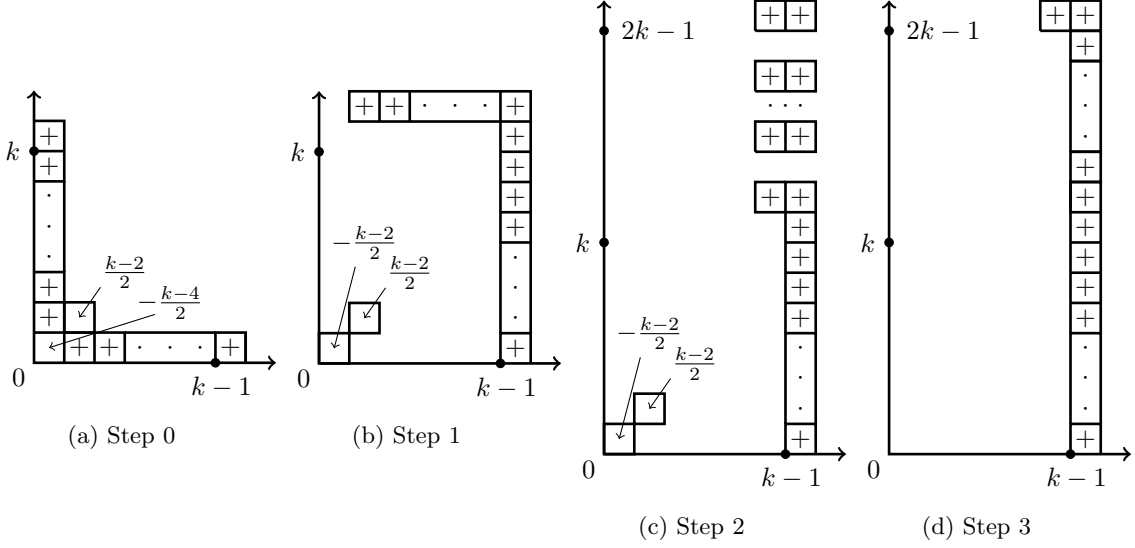


Figure 8: Building $H_2(k)$, k odd, out of $\{C_1(k), C_2(k), C_3(k), C_4(k), C_5(k)\}$.

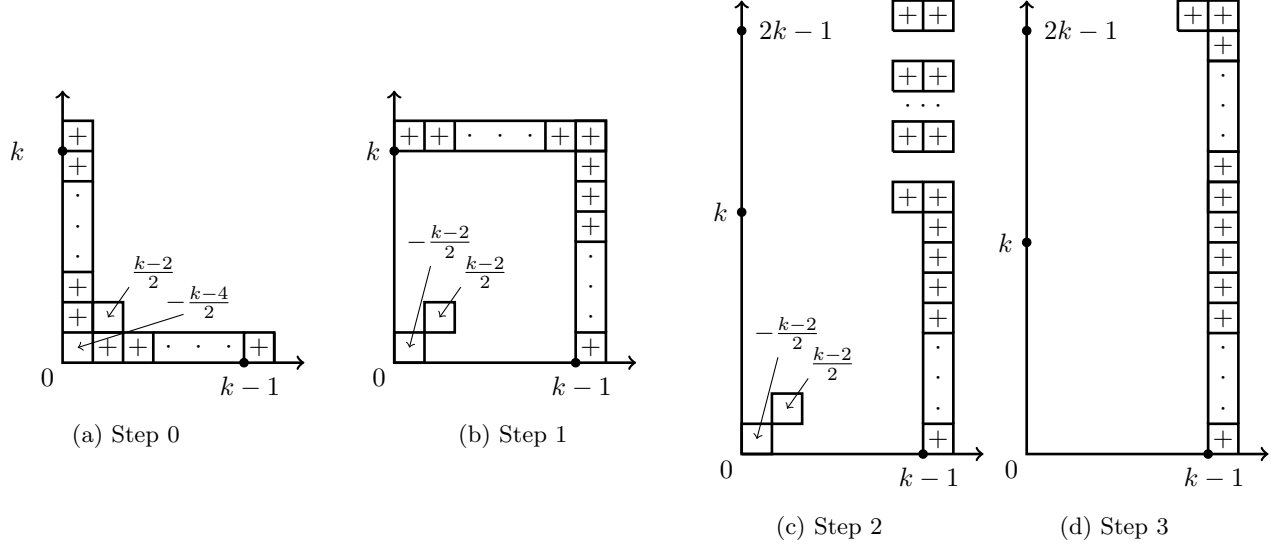


Figure 9: Building $H_2(k)$, k even, out of $\{C_1(k), C_2(k), C_3(k), C_4(k), C_5(k)\}$.

Proposition 15. *The sets $\{C_i(k), 1 \leq i \leq 5\}$ and $\{H_i(k), 1 \leq i \leq 4\}$ generate the same ideal in $\mathbb{Z}[X, Y]$.*

PROOF. This follows from Propositions 13, 14.

Proposition 16. *One has the following formulas:*

$$\begin{aligned}
 S(C_1(k), C_2(k)) &= -y^{k-1}C_1(k) + x^{k-1}C_2(k) - y^{k-1}(1 + x^2 + \cdots + x^{k-3})C_3(k) \\
 &+ x^{k-1}(1 + y^2 + \cdots + y^{k-3})C_4(k) + y^{k-1}C_5(k) - y^{k-1} \left\lfloor \frac{k-1}{2} \right\rfloor C_4(k) - x^{k-1}C_5(k) + x^{k-1} \left\lfloor \frac{k-1}{2} \right\rfloor C_3(k),
 \end{aligned} \tag{4}$$

$$\begin{aligned}
 S(C_1(k), C_3(k)) &= xC_2(k) - y^{k-2}C_4(k) + y^{k-2}C_3(k) + (xy^{k-4} + xy^{k-6} + \cdots + xy + \epsilon(k))C_4(k) \\
 &- xC_5(k) + \left\lfloor \frac{k-1}{2} \right\rfloor xC_3(k),
 \end{aligned} \tag{5}$$

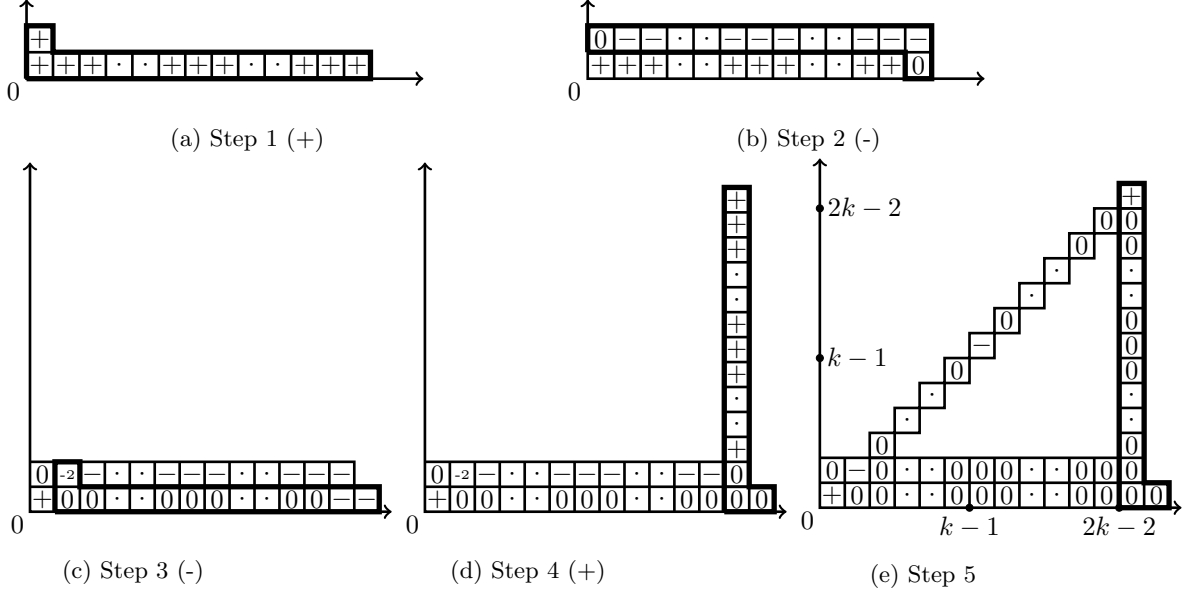


Figure 10: Building $C_5(k)$ out of $\{H_1(k), H_2(k), H_3(k), H_4(k)\}$.

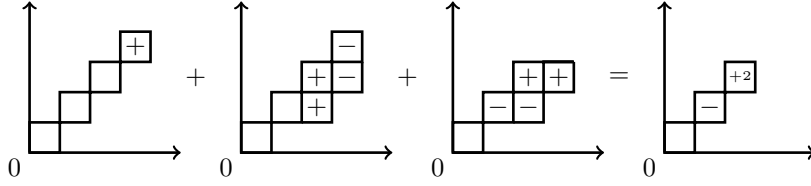


Figure 11: Tiles arithmetic: $x^3 + y^3 - x^2yC_4(k) + xyC_3(k) = 2x^2y^2 - xy$.

$$S(C_1(k), C_4(k)) = C_2(k) + (x^{k-4} + x^{k-6} + \dots + x^2 + \epsilon(k))C_4(k) - C_5(k) + \left\lfloor \frac{k-1}{2} \right\rfloor C_3(k), \quad (6)$$

$$\begin{aligned} S(C_1(k), C_5(k)) &= (k-2)C_2(k) + (k-2)C_3(k)(1 - \epsilon(k) + y + y^3 + \dots + y^{k-3}) \\ &\quad + \left(2 \left\lfloor \frac{k-3}{2} \right\rfloor + \epsilon(k)\right) C_5(k) + (k-2) \left\lfloor \frac{k-1}{2} \right\rfloor C_3(k), \end{aligned} \quad (7)$$

$$S(C_2(k), C_3(k)) = C_1(k) + (y^{k-4} + y^{k-6} + \dots + y^2 + \epsilon(k))C_3(k) - C_5(k) + \left\lfloor \frac{k-1}{2} \right\rfloor C_4(k), \quad (8)$$

$$\begin{aligned} S(C_2(k), C_4(k)) &= yC_1(k) - x^{k-2}C_3(k) + x^{k-2}C_4(k) + (x^{k-4}y + x^{k-6}y + \dots + x^2y + \epsilon(k)y)C_3(k) \\ &\quad - yC_5(k) + \left\lfloor \frac{k-1}{2} \right\rfloor yC_4(k), \end{aligned} \quad (9)$$

$$\begin{aligned} S(C_2(k), C_5(k)) &= (k-2)C_1(k) + (k-2)C_4(k)(1 - \epsilon(k) + x + x^3 + \dots + x^{k-3}) \\ &\quad + \left(2 \left\lfloor \frac{k-3}{2} \right\rfloor + \epsilon(k)\right) C_5(k) + (k-2) \left\lfloor \frac{k-1}{2} \right\rfloor C_4(k), \end{aligned} \quad (10)$$

$$S(C_3(k), C_4(k)) = -C_3(k) + C_4(k) \quad (11)$$

$$S(C_3(k), C_5(k)) = C_5(k), \quad S(C_4(k), C_5(k)) = C_5(k), \quad (12)$$

where $\epsilon(k) = \frac{1-(-1)^k}{2}$, which are given by D -reductions. Therefore, $\{C_i(k), i \leq 1 \leq 5\}$ form a Gröbner basis.

PROOF. We observe that we can always choose one of the coefficients c_1, c_2 in Definition 3 to be zero. So in order to check that we have a Gröbner basis, we do not need to use G -polynomials.

Due to the symmetry, some formulas above follows immediately from others: (8) follows from (6), (9) follows from (5), (10) follows from (7), and second formula in (12) follows from the first. For the rest, note that the leading monomial in $C_1(k)$ is y^k , the leading monomial in $C_2(k)$ is x^k , the leading monomial in $C_3(k)$ is x^2y , the leading monomial in $C_4(k)$ is xy^2 , and the leading monomial in $C_5(k)$ is $(k-2)xy$.

The D -reduction of $S(C_1(k), C_2(k))$ is shown in Figure 12. $S(C_1(k), C_2(k))$ consists of two disjoint symmetric tiles. The reduction of them is similar and it is shown in parallel in Figure 12. We start with

$$S(C_1(k), C_2(k)) = x^k C_1(k) - y^k C_2(k).$$

The D -reduction of $S(C_1(k), C_3(k))$ is shown in Figure 13. We start with

$$S(C_1(k), C_3(k)) = x^2 C_1(k) - y^{k-1} C_3(k).$$

From Step 3 to Step 4 we subtract $(xy^{k-4} + xy^{k-6} + \dots + xy)C_4(k)$ or $(xy^{k-4} + xy^{k-6} + \dots + xy^2 + x)C_4(k)$, depending on k odd or even. From Step 4 to Step 5 we use the following formulas:

$$(k-2) - \left\lfloor \frac{k-3}{2} \right\rfloor = \left\lfloor \frac{k-1}{2} \right\rfloor, \text{ if } k \text{ is odd}, \quad (k-2) - \left\lfloor \frac{k-1}{2} \right\rfloor = \left\lfloor \frac{k-1}{2} \right\rfloor, \text{ if } k \text{ is even}. \quad (13)$$

The D -reduction of $S(C_1(k), C_4(k))$ is shown in Figure 14. We start with

$$S(C_1(k), C_4(k)) = x C_1(k) - y^{k-2} C_4(k). \quad (14)$$

From Step 1 to Step 2 we subtract $(x^{k-4} + x^{k-6} + \dots + x)C_4(k)$ or $(x^{k-4} + x^{k-6} + \dots + x^2 + 1)C_4(k)$, depending on k odd or even. From Step 2 to Step 3 we use formulas 13.

The D -reduction of $S(C_1(k), C_5(k))$ is shown in Figure 15. We start with

$$S(C_1(k), C_5(k)) = (k-2)x C_1(k) - y^{k-1} C_5(k). \quad (15)$$

To reach Step 1, we subtract $(k-2)C_2(k)$. To reach Step 2, we subtract $(1 + y^2 + \dots + y^{k-3})C_4(k)$ if k is odd and $(y + \dots + y^{k-3})C_4(k)$ if k is even. To reach Step 3, we add $2 \left\lfloor \frac{k-1}{2} \right\rfloor C_5(k)$ if k is odd and $(2 \left\lfloor \frac{k-3}{2} \right\rfloor + 1) C_5(k)$ if k is even.

The D -reduction of $S(C_3(k), C_4(k))$ is:

$$\begin{aligned} S(C_3(k), C_4(k)) &= y C_3(k) - x C_4(k) \\ &= x^2 y^2 + x y^2 - x y - y - (x^2 y^2 + x^2 y - x y - x) = x y^2 - y - x^2 y + x = -C_3(k) + C_4(k). \end{aligned}$$

The D -reduction of $S(C_3(k), C_5(k))$ is:

$$\begin{aligned} S(C_3(k), C_5(k)) &= (k-2)C_3(k) - x C_5(k) \\ &= (k-2)x^2 y + (k-2)xy - (k-2)x - (k-2) - (k-2)x^2 y + (k-2)x = C_5(k). \end{aligned}$$

4. Gröbner basis for \mathcal{T}_n^+ , n even

We consider first the case $n = 4$.

Proposition 17. *A Gröbner basis for the ideal generated by \mathcal{T}_4^+ is given by: $D_1 = y^2 + 2y + 1, D_2 = x - y$.*

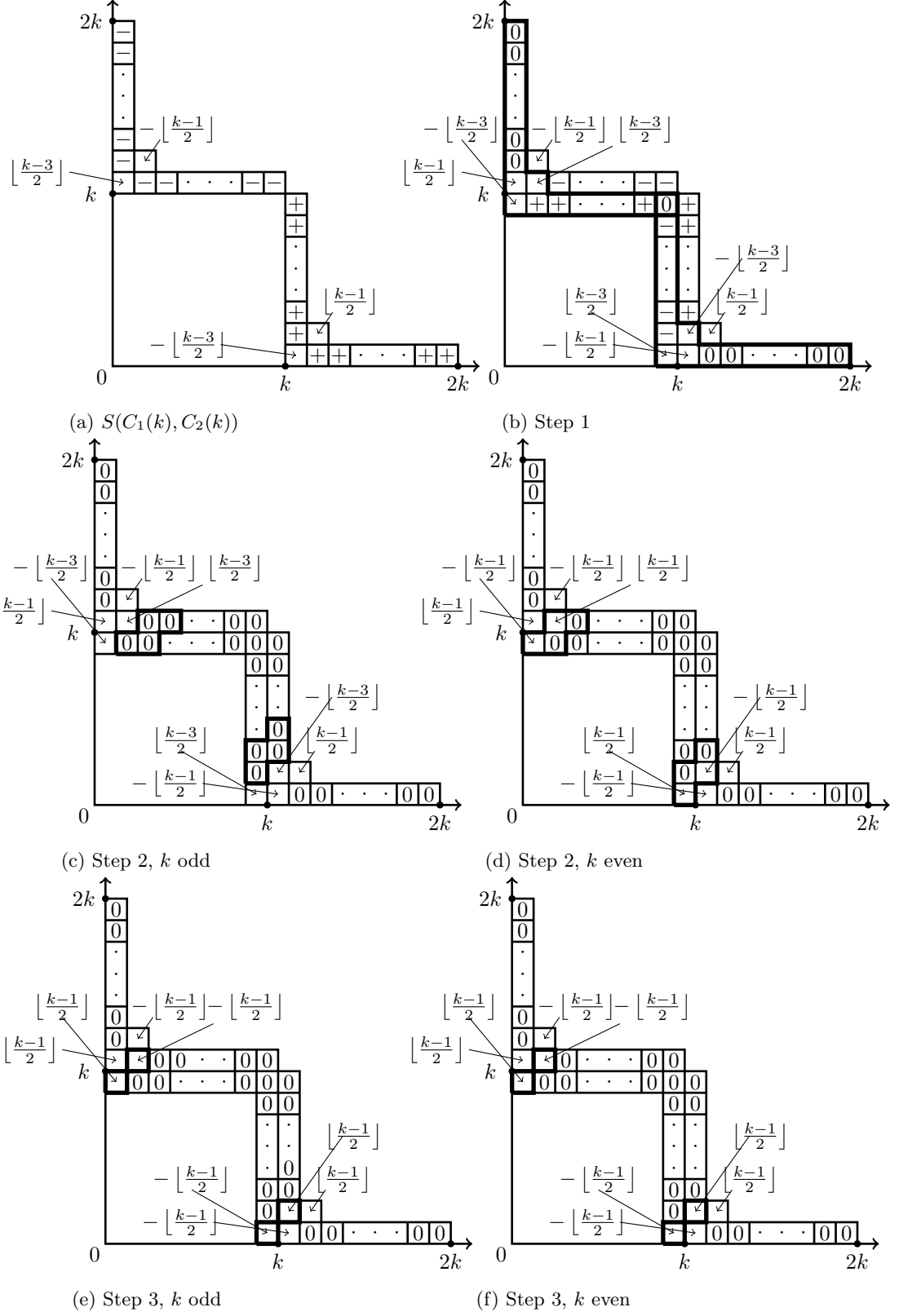


Figure 12: The D -reduction of $S(C_1(k), C_2(k))$.

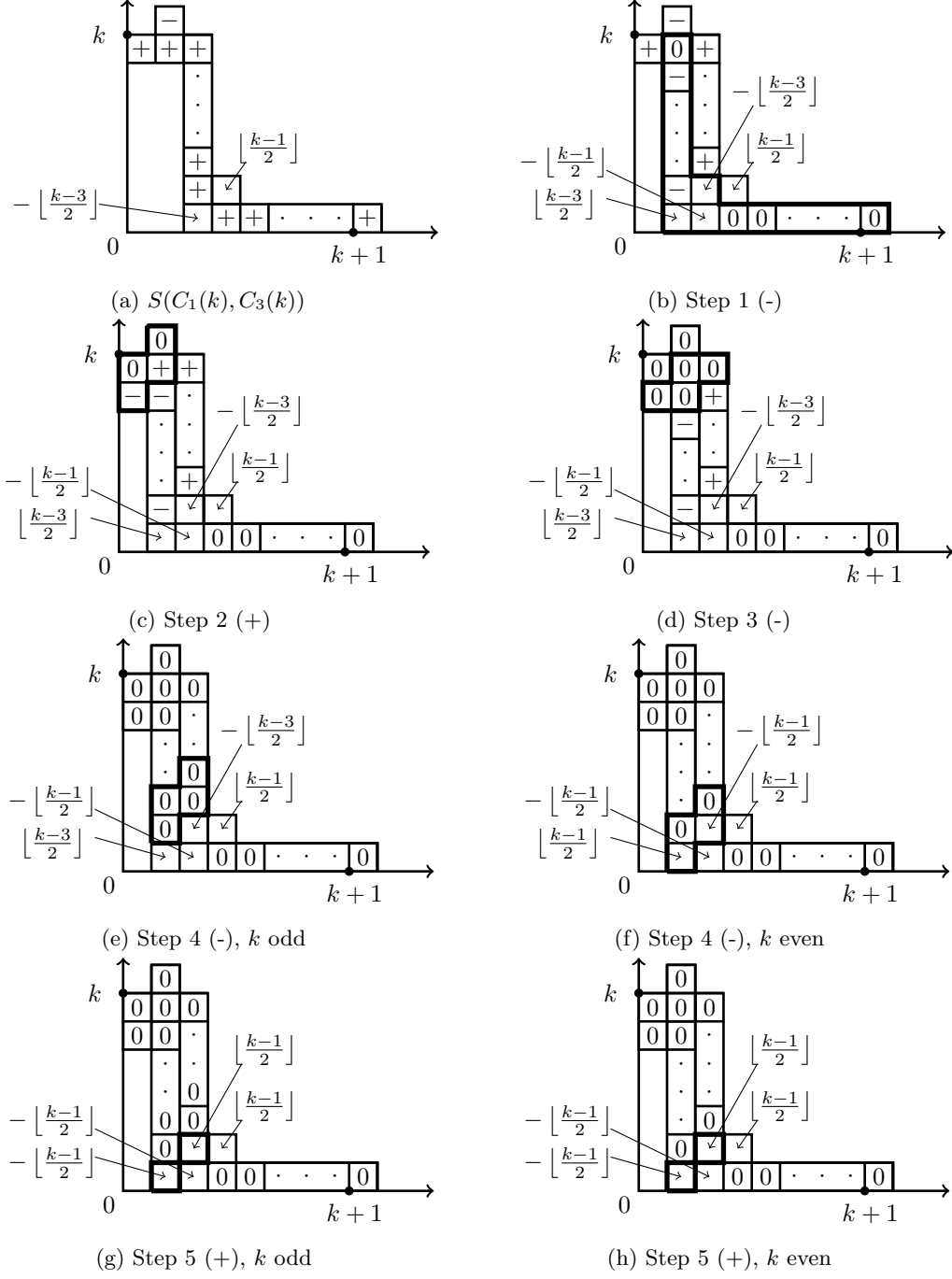


Figure 13: The D -reduction of $S(C_1(k), C_3(k))$.

PROOF. One has:

$$\begin{aligned}
 y^2 + 2y + 1 &= (y^2 + y + 1 + x) + (x^2 + y + xy + x^2y) - x(xy + x + y + 1) \\
 x - y &= -(x^2 + y + xy + x^2y) + x(xy + x + y + 1),
 \end{aligned}$$

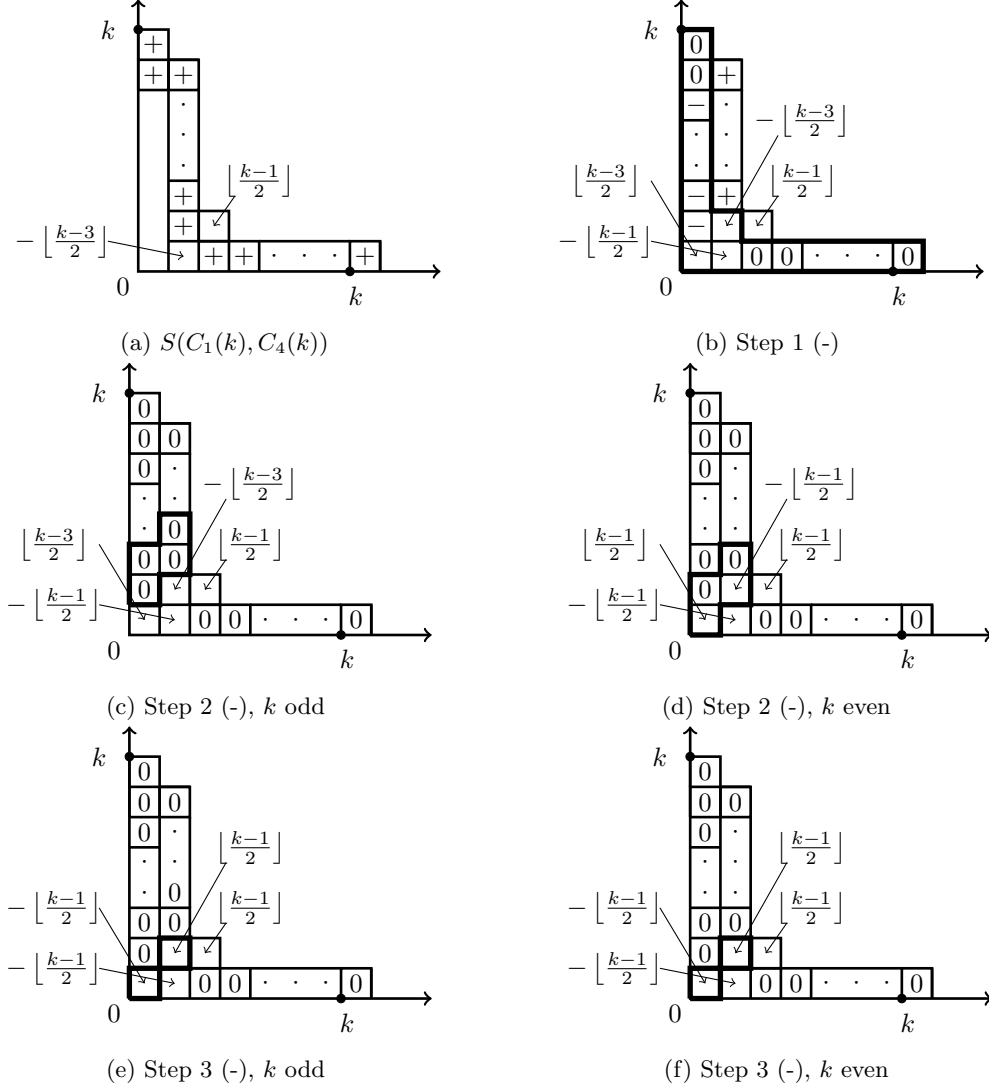


Figure 14: The D -reduction of $S(C_1(k), C_4(k))$.

thus the Gröbner basis can be generated by \mathcal{T}_4^+ . Conversely, one has:

$$\begin{aligned}
 y^2 + y + 1 + x &= (y^2 + 2y + 1) + (x - y), \\
 y^2 + xy^2 + xy + x &= y(y^2 + y + 1) + (y^2 + y + 1)(x - y), \\
 y + 1 + x + x^2 &= (y^2 + 2y + 1) + (x + y + 1)(x - y), \\
 x^2 + y + xy + x^2y &= y(y^2 + 2y + 1) + (xy + y^2 + x + 2y)(x - y), \\
 xy + x + y + 1 &= (y^2 + 2y + 1) + (y + 1)(x - y),
 \end{aligned}$$

thus \mathcal{T}_4^+ is generated by the Gröbner basis.

The S -polynomial $S(D_1, D_2)$ is reduced as follows:

$$S(D_1, D_2) = x(y^2 + 2y + 1) - y^2(x - y) = 2xy + x + y^3 = y(y^2 + 2y + 1) + (2y + 1)(x - y).$$

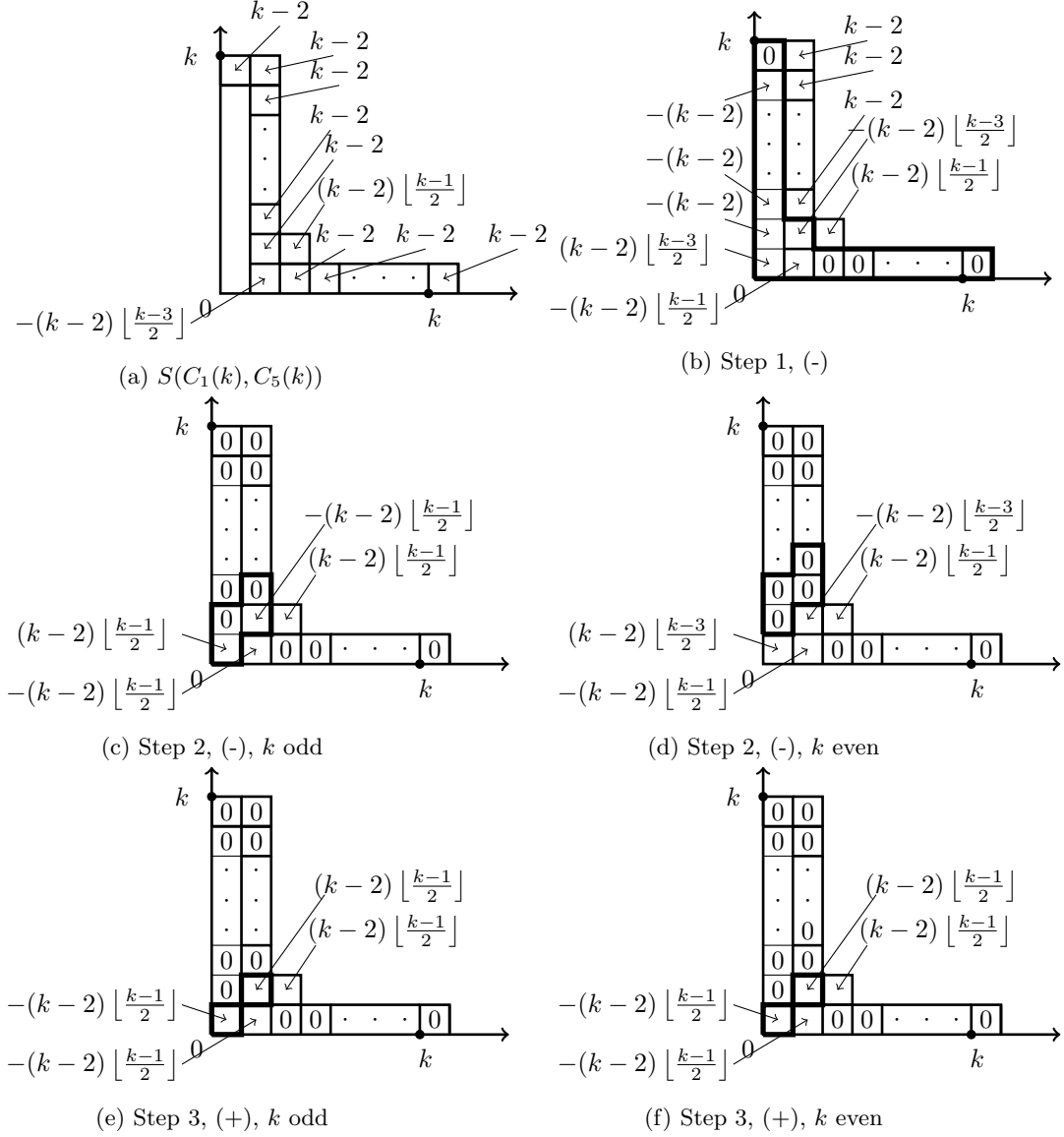


Figure 15: The D -reduction of $S(C_1(k), C_5(k))$.

Let now $n = 2k, k \geq 3$. Recall that \mathcal{T}_n^+ is the set \mathcal{T}_n plus a 2×2 tile with polynomial $H_5(k) = xy + x + y + 1$. We show that the Gröbner basis for the ideal generated by \mathcal{T}_n^+ is given by:

$$\begin{aligned} D_1(k) &= y^2 + 2y + 1, \\ D_2(k) &= [(k-2)(k-1) - 1]y + x + (k-2)(k-1), \\ D_3(n) &= k(k-2)(y+1). \end{aligned}$$

As $\mathcal{T}_n \subseteq \mathcal{T}_n^+$, \mathcal{T}_n^+ generates the Gröbner basis $C_i(k)$ for \mathcal{T}_n . Next formula shows how to generate $D_1(k)$:

$$H_5(k)y - C_4(k) = (y + xy + y^2 + xy^2) - (-1 - y + xy + xy^2) = 1 + 2y + y^2 = D_1(k). \quad (16)$$

Lemma 18. *The polynomial $1 + x + (k-1)(y + y^2)$ is generated by $H_1(k)$ and $D_1(k)$, and $H_1(k)$ is generated by $1 + x + (k-1)(y + y^2)$ and $D_1(k)$.*

PROOF. First produce $1 + y - y^2 - y^3 = D_1(k)(1 - y)$. Adding copies of this tile to $H_1(k)$ gives the sum:

$$H_1(k) + [y^{n-5} + 2y^{n-7} + 3y^{n-9} + \dots + (k-2)y] (1 + y - y^2 - y^3). \quad (17)$$

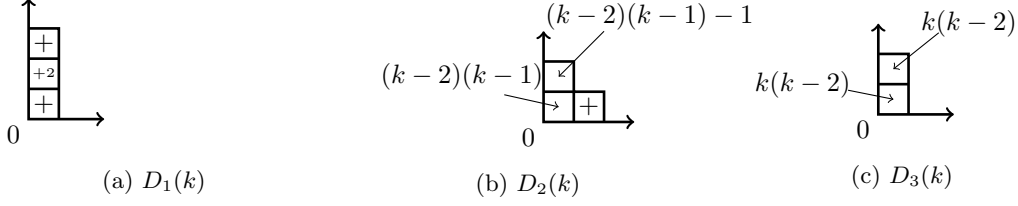


Figure 16: The Gröbner basis $\{D_1(k), D_2(k), D_3(k)\}$.

Expanding (17) gives a telescopic sum that reduces to $(y^2 + y)(k-1) + 1 + x$.

Proposition 19. *The polynomials $D_1(k)$, $D_2(k)$, and $D_3(k)$ belong to the ideal generated by \mathcal{T}_n^+ .*

PROOF. We showed in (16) how to generate $D_1(k)$. By Lemma 18, we can start from $H_1(k)$ to produce $1 + x + (k-1)(y + y^2)$. Then, subtract as follows:

$$1 + x + (k-1)(y + y^2) - D_1(k)(k-1) = -(k-2) + x - y(k-1). \quad (18)$$

By the symmetry of \mathcal{T}_n^+ about $x = y$, we can also generate $-(k-2) - x(k-1) + y$. Combining the two:

$$(k-1)[-(k-2) + x - y(k-1)] + (-(k-2) - x(k-1) + y) = -D_3(k).$$

Finally, $D_2(k)$ is produced from $D_3(k)$ and $-(k-2) + x - y(k-1)$, which we have from (18):

$$[-(k-2) + x - y(k-1)] + (y+1)k(k-2) = D_2(k).$$

Lemma 20. *The polynomials $\bar{D}_1(k) = 1 + 2x + x^2$, $\bar{D}_2(k) = (k-1)(k-2) + x[(k-1)(k-2) - 1] + y$, and $\bar{D}_3(k) = (1+x)k(k-2)$ belong to the ideal generated by $D_1(k)$, $D_2(k)$, and $D_3(k)$.*

PROOF. We show independently in Proposition 21 below that $H_5(k)$ is also in this ideal. Then one can easily check that:

$$\begin{aligned} \bar{D}_1(k) &= (1+x)D_2(k) - [(k-1)(k-2) - 1]H_5(k) \\ \bar{D}_2(k) &= [(k-1)(k-2) - 1]D_2(k) - (k-1)(k-3)D_3(k) \\ \bar{D}_3(k) &= k(k-2)D_2(k) - [(k-2)(k-1) - 1]D_3(k). \end{aligned}$$

Proposition 21. *The members of \mathcal{T}_n^+ belong to the ideal generated by $D_1(k)$, $D_2(k)$, and $D_3(k)$.*

PROOF. One has after calculations:

$$H_5(k) = (1+y)D_2(k) - [(k-2)(k-1) - 1]D_1(k).$$

To obtain $H_1(k)$, begin with

$$D_2(k) - D_3(k) + (k-1)D_1(k) = 1 + x + (k-1)(y + y^2). \quad (19)$$

By Lemma 18, this tile may be transformed into $H_1(k)$ using only $D_1(k)$, $D_2(k)$, and $D_3(k)$. We also get $H_3(k)$ by symmetry in the following way. Swap the variables x, y in Lemma 18. Then we have that $H_3(k)$ and $1 + y + (k-1)(x + x^2)$ can each be produced from the other using either \mathcal{T}_n^+ , which is symmetric about $x = y$, or the tiles $\bar{D}_1(k)$, $\bar{D}_2(k)$, and $\bar{D}_3(k)$. Then swapping x, y in (19) allows to obtain $1 + y + (k-1)(x + x^2)$ from the ‘inverse basis’ $\bar{D}_i(n)$, which in turn can be obtained from the Gröbner basis itself by Lemma 20. Therefore the Gröbner basis also generates $H_3(k)$.

$C_4(k) = -1 - y + xy + xy^2$ can be used to change $H_1(k)$ into $H_2(k)$ as follows:

$$H_1(k) + (-1 - y + xy + xy^2)(1 + y^2 + y^4 + \dots + y^{n-4}) = H_2(k).$$

By symmetry, the same process will change $H_3(k)$ into $H_4(k)$ using $C_3(k)$. It remains, then, to show that the Gröbner basis for \mathcal{T}_n^+ can generate $C_3(k)$ and $C_4(k)$.

Start with

$$D_1(k) + y(D_3(k) - D_2(k)) = (y^2 + y)k + 1 - xy.$$

Then, multiply by $y + 1$ and add $-kyD_1(k)$:

$$(y + 1) [(y^2 + y)k + 1 - xy] - ky \cdot (y^2 + 2y + 1) = 1 + y - xy - xy^2 = -C_4(k).$$

Once again, symmetry immediately gives us a corresponding procedure for $C_3(k) = 1 + x - xy - x^2y$, and the proof is complete.

Proposition 22. *The sets $\{D_i(k), 1 \leq i \leq 3\}$ and $\{H_i(k), 1 \leq i \leq 5\}$ generate the same ideal in $\mathbb{Z}[X, Y]$.*

PROOF. This follows from Propositions 19, 21.

Proposition 23. *We have the following formulas:*

$$\begin{aligned} S(D_1(k), D_2(k)) &= k(k-2)D_2(k) + (1-x)D_3(k), \\ S(D_1(k), D_3(k)) &= D_3(k), \\ S(D_2(k), D_3(k)) &= k(k-2)[1 - (k-1)(k-2)]D_1(k) + k(k-2)D_2(k) - D_3(k), \end{aligned}$$

which are given by D -reductions. Therefore, $\{D_i(k), 1 \leq i \leq 3\}$ forms a Gröbner basis.

PROOF. We start with

$$\begin{aligned} S(D_1(k), D_2(k)) &= k(k-2)[(k-2)(k-1) - 1]D_1(k) - k(k-2)yD_2(k) \\ S(D_1(k), D_3(k)) &= k(k-2)D_1(k) - (y+1)D_3(k) \\ S(D_2(k), D_3(k)) &= -k(k-2)yD_2(k) + xD_3(k). \end{aligned}$$

The reader may easily check that the given reductions are valid for these S -polynomials.

5. Proof of Theorem 1

The case $n = 6$ follows as in [13]. We assume for the rest of this section $n \geq 8$. Consider a $q \times p$, $q \geq p \geq 1$, rectangle. Using the presence of $C_3(k)$ and $C_4(k)$ in the Gröbner basis, the rectangle can be reduced to one of the configurations in Figure 17, a), b). Configuration b) appears when q, p are both even. The number of cells labeled by p is $q - p + 1$ in a) and $q - p$ in b).

In what follows the signed tile $B = xy - 1$ will play an important role. We recall that it can be moved horizontally/vertically as shown in Figure 5. The tile B does not belong to the ideal generated by \mathcal{T}_n . Other signed tile of interest in the sequel is $D = y^{n+1} + y^n + y^{n-1} + \dots + y^2 + y + 1 - xy$, which is the concatenation of a vertical bar of length n and B . The tile $D = yH_1(k) - C_4(k)$ belongs to the ideal generated by \mathcal{T}_n .

Multiplying the polynomial associated to the rectangle by y^p , we can assume that the configurations in Figure 17 are at height $p - 1$ above the x -axis. Using the tiles $C_3(k), C_4(k)$ and an amount of tiles B ($p/2$ if p is even and zero if p is odd), they can be reduced further to the configurations shown in Figure 17, c), d). We observe that b) is the sum of a) with $p/2$ copies of B .

Reducing further the configurations in Figure 17, c), d), with copies of D , the existence of a signed tiling for the $q \times p$ rectangle becomes equivalent to deciding when the following two conditions are both true:

1) The polynomial $Q(x) = 1 + y + y^2 + \dots + y^{n-1}$ divides:

$$P_{p,q}(y) = 1 + 2y + 3y^2 + \dots + py^{p-1} + py^p + \dots + py^{q-1} + (p-1)y^q + (p-2)y^{q+1} + \dots + 2y^{p+q-3} + y^{p+q-2}.$$

2) The extra tiles B that appear while doing tile arithmetic for 1), including those from Figure 17, can be cancelled out by $C_5(k)$.

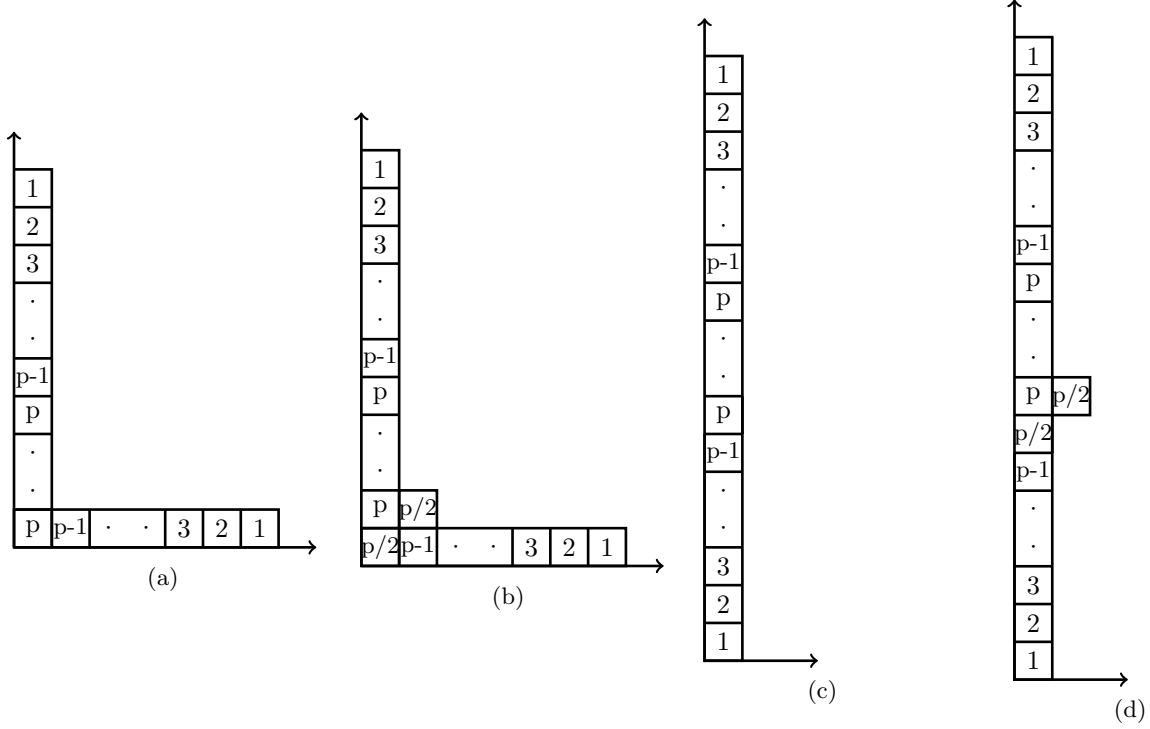


Figure 17: D -reductions of a rectangle.

If $p + q - 1 < n$, then $\deg Q > \deg P_{p,q}$, so divisibility does not hold. If $p + q - 1 \geq n$, we look at $P_{p,q}$ as a sum of p polynomials with all coefficients equal to 1:

$$\begin{aligned}
 P_{p,q}(y) = & 1 + y + y^2 + y^3 + \cdots + y^{p-1} + y^p + \cdots + y^{q-1} + y^q + y^{q+1} + \cdots + y^{p+q-4} + y^{p+q-3} + y^{p+q-2} \\
 & + y + y^2 + y^3 + \cdots + y^{p-1} + y^p + \cdots + y^{q-1} + y^q + y^{q+1} + y^{p+q-4} + \cdots + y^{p+q-3} \\
 & + y^3 + \cdots + y^{p-1} + y^p + \cdots + y^{q-1} + y^q + y^{q+1} + \cdots + y^{p+q-4} \\
 & \dots\dots\dots \\
 & + y^p + \cdots + y^{q-1}.
 \end{aligned}$$

We discuss first 1) and show that it is true when p or q is divisible by n . Then, assuming this condition satisfied, we discuss 2).

1) Assume that $p + q - 1 = nm + r$, $0 \leq r < n$, and $p = ns + t$, $0 \leq t < n$. The remainder $R_{p,q}(y)$ of the division of $P_{p,q}(y)$ by $Q(y)$ is the sum of the remainders of the division of the p polynomials above by $Q(y)$.

If r is odd, one has the sequence of remainders, each remainder written in a separate pair of parentheses:

$$\begin{aligned}
 R_{p,q}(y) = & (1 + y + y^2 + \cdots + y^{r-1}) + (y + y^2 + \cdots + y^{r-2}) + (y^2 + \cdots + y^{r-3}) + \dots\dots\dots \\
 & + (y^{\frac{r-1}{2}}) - (y^{\frac{r-1}{2}}) - \dots\dots\dots \\
 & - (y + y^2 + \cdots + y^{r-2}) - (1 + y + y^2 + \cdots + y^{r-1}) \\
 & + (y^{r+1} + y^{r+2} + \cdots + y^{n-3} + y^{n-2}) + (y^{r+2} + \cdots + y^{n-3}) + \dots\dots\dots \\
 & + (y^{\frac{r+n-1}{2}}) - (y^{\frac{r+n-1}{2}}) - \dots\dots\dots \\
 & - (y^{r+2} + \cdots + y^{n-3}) - (y^{r+1} + y^{r+3} + \cdots + y^{n-3} + y^{n-2}) + \dots\dots\dots
 \end{aligned}$$

If $p \geq n$, the sequence of remainders above is periodic with period n , given by the part of the sequence shown above, and the sum of any subsequence of n consecutive remainders is 0. So if p is divisible by n , $P_{p,q}(y)$ is divisible by $Q(y)$. If p is not divisible by n , then doing first the cancellation as above and then

using the symmetry present in the sequence of remainders, the sum of the sequence of remainders equals 0 only if $r + 1 = t$, that is, only if q is divisible by n .

If r is even, one has the sequence of remainders, each remainder written in a separate pair of parentheses:

$$\begin{aligned} R_{p,q}(y) = & (1 + y + y^2 + \dots + y^{r-1}) + (y + y^2 + \dots + y^{r-2}) + (y^2 + \dots + y^{r-3}) + \dots \\ & + (y^{\frac{r-2}{2}} + y^{\frac{r}{2}}) + (0) - (y^{\frac{r-2}{2}} + y^{\frac{r}{2}}) - \dots \\ & - (y + y^2 + \dots + y^{r-2}) - (1 + y + y^2 + \dots + y^{r-1}) \\ & + (y^{r+1} + y^{r+3} + \dots + y^{n-3} + y^{n-2}) + (y^{r+2} + \dots + y^{n-3}) + \dots \\ & + (y^{\frac{r+n-1}{2}} + y^{\frac{r+n+1}{2}}) + (0) - (y^{\frac{r+n-1}{2}} + y^{\frac{r+n+1}{2}}) - \dots \\ & - (y^{r+2} + \dots + y^{n-3}) - (y^{r+1} + y^{r+3} + \dots + y^{n-3} + y^{n-2}) - \dots \end{aligned}$$

If $p \geq n$, the sequence of remainders above is periodic with period n , given by the part of the sequence shown above, and the sum of any subsequence of n consecutive remainders is 0. So if p is divisible by n , $P_{p,q}(y)$ is divisible by $Q(y)$. If p is not divisible by n , then doing first the cancellation as above and then using the symmetry present in the sequence of remainders, the sum of the sequence of remainders equals 0 only if $r + 1 = t$, that is, only if q is divisible by n .

2) We assume now that n divides p or q and count the extra tiles B that appears. They are counted by the coefficients of the quotient, call it $S(y)$, of the division of $P_{p,q}(y)$ by $Q(y)$. We need to compute the sum S_1 of the coefficients in $S(y)$ of the even powers of y and the sum S_2 of the coefficients in $S(y)$ of the odd powers of y . The difference $S_1 - S_2$ gives the number of extra tiles B that we need to consider.

We use the equation relating the derivatives:

$$P'_{p,q}(y) = Q'(y)S(y) + Q(y)S'(y).$$

Note that $Q(-1) = 0$, $Q'(-1) = n/2$, $S(-1) = S_1 - S_2$. Plugging in $x = -1$ gives:

$$S_1 - S_2 = S(-1) = \frac{2P'_{p,q}(-1)}{n}.$$

Differentiating the equation of $P_{p,q}$ one has:

$$\begin{aligned} P'_{p,q}(y) = & 2 \cdot 1 + 3 \cdot 2y + 4 \cdot 3y^2 + \dots + (p-1)(p-2)y^{p-3} + p(p-1)y^{p-2} + \dots + p(q-1)y^{q-2} \\ & + (p-1)qy^{q-1} + (p-2)(q+1)y^q + \dots + 2(p+q-3)y^{p+q-4} + (p+q-2)y^{p+q-3}. \end{aligned}$$

While computing $P_{p,q}(-1)$ we recall that n is even and distinguish the following cases: *Case A.* p even, q odd, *Case B.* p odd, q even, *Case C.* p even, q even.

We need the following formulas:

$$\begin{aligned} 2 \cdot 1 - 3 \cdot 2 + 4 \cdot 3 - \dots - (p-1)(p-2) &= -\frac{p(p-2)}{2} \\ p(p-1) - p(p) + p(p+1) - \dots + p(q-2) - p(q-1) &= -\frac{p(q-p+1)}{2} \\ (p-1)q - (p-2)(q+1) + \dots + 3(p+q-4) - 2(p+q-3) + (p+q-2) &= \frac{pq}{2}. \end{aligned}$$

Case A. One has:

$$\begin{aligned} P'_{p,q}(-1) = & 2 \cdot 1 - 3 \cdot 2 + 4 \cdot 3 - \dots - (p-1)(p-2) + p(p-1) - \dots - p(q-1) \\ & + (p-1)q - (p-2)(q+1) + \dots - 2(p+q-3) + (p+q-2) = \frac{p}{2}. \end{aligned}$$

The number of extra B tiles is $-\frac{p}{2} + \frac{p}{n} = \frac{p(1-k)}{n}$. To have a complete reduction, the number of B tiles has to be a multiple of $k-2$. As $k-1$ and $k-2$ are relatively prime, p has to be a multiple of $n(k-2)$.

Case B. One has:

$$\begin{aligned} P'_{p,q}(-1) = & 2 \cdot 1 - 3 \cdot 2 + 4 \cdot 3 - \dots + (p-1)(p-2) - p(p-1) + \dots + p(q-1) \\ & - (p-1)q + (p-2)(q+1) + \dots - 2(p+q-3) + (p+q-2) = \frac{q}{2}. \end{aligned}$$

The number of extra B tiles is $\frac{q}{n}$. We have the condition that q is a multiple of $n(k-2)$.
Case C. One has:

$$\begin{aligned} P'_{p,q}(-1) &= 2 \cdot 1 - 3 \cdot 2 + 4 \cdot 3 - \cdots - (p-1)(p-2) + p(p-1) - \cdots + p(q-1) \\ &\quad - (p-1)q + (p-2)(q+1) + \cdots + 2(p+q-3) - (p+q-2) = 0. \end{aligned}$$

The number of extra B tiles is $-\frac{p}{2} + \frac{p}{2} = 0$. In this case a signed tiling is always possible.

6. Proof of Theorem 2

Let $k \geq 3$. Consider a $q \times p$, $q \geq p \geq 1$, rectangle. Using the presence of $D_1(k)$ and $\bar{D}_1(k)$ in the ideal, the rectangle can be reduced to one of the configurations in Figure 18. The configuration in a), and its copies appearing in b), c), d), are multiples of $H_5(k)$ and can be reduced to zero. The remaining region in b) can be reduced to $s[1 - (k-2)(k-1)](1+y)$. As $1 - (k-2)(k-1)$ is never a multiple of $k(k-2)$ for $k \geq 4$, this configuration can be reduced further by $D_2(k)$ to zero only if s is a multiple of $k(k-2)$. Same reasoning works for c). The remaining region in d) can be reduced further to $[(k-2)(k-1)s-t]y + [(k-2)(k-1)s + s - t + 1]$ which is never a multiple of $D_2(k)$, thus cannot be reduced to zero.

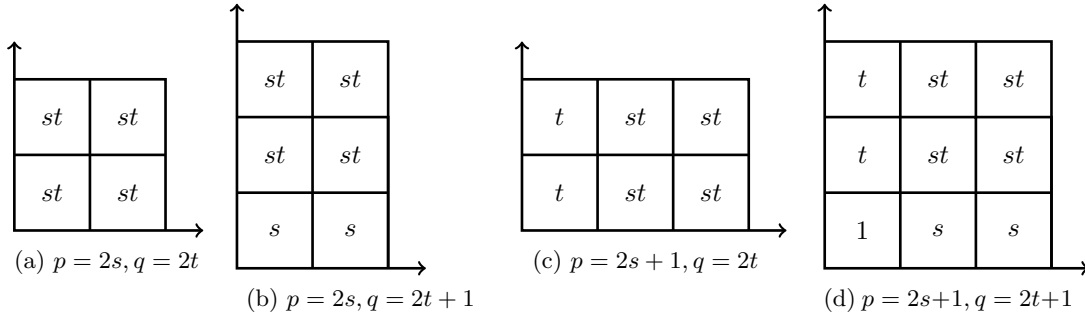


Figure 18: Reduced configurations.

Assume now $k = 2$. The proof is similar, but one observes that only configuration a) in Figure 18 can be reduced to zero using the Gröbner basis for \mathcal{T}_4^+ .

7. Proof of Proposition 3

If k is even, finding a signed tiling for a k -inflated copy of the L n -omino can be reduced, via reductions by $C_3(k), C_4(k)$ tiles, to finding a signed tiling for a $nk \times k$ rectangle. From Theorem 1 follows that such a tiling always exists. If k is odd, a reduction to a $kn \times k$ rectangle can be done only modulo a B tile, which does not belong to the ideal generated by \mathcal{T}_n .

8. The method of Barnes for \mathcal{T}_n, n even

In this section we give a proof of Theorem 4 following a method of Barnes. We assume familiarity with [1, 2]. We apply the method to $\mathcal{T}_n, n \geq 6$ even. Consider the polynomials (2) associated to the tiles in \mathcal{T}_n and denote by I the ideal generated by them. We show that the algebraic variety $V \subset \mathbb{C}^2$ defined by (2) consists only of the points $(\epsilon, 1 + \epsilon + \epsilon^2 + \cdots + \epsilon^{n-1})$, where ϵ is an n -th root of identity different from 1.

Separating x from $H_1(k) = 0$, replacing in $H_2(k) = 0$ and factoring the resulting polynomial gives:

$$(y^{2k-1} + y^{2k-2} + \cdots + y^2 + y + 1)(y^{2k-3} + y^{2k-4} + \cdots + y^2 + y + 1) = 0.$$

Denote the polynomial on the left hand side by $f_2(y)$, and denote the corresponding polynomial in the variable x (obtained from $H_3(k)$ and $H_4(k)$) by $f_1(x)$. Their roots are roots of unity of order $2k-1$ and $2k-3$. Using the system of equations that defines V , the roots of order $2k-3$ can be eliminated. Moreover, the only solutions of the system are as above.

We show now that I is a radical ideal. We use an algorithm of Seidenberg which can be applied to find the radical ideal of a zero dimensional algebraic variety over an algebraically closed field. See Lemma 92 in [15]. Compare also with [1, Theorem 7.1]. As $V \subset \mathbb{C}^2$ is zero dimensional, one can find square free polynomials $\bar{f}_1(x)$ and $\bar{f}_2(y)$ that belong to the radical ideal. We take these to be $f_1(x) = F(x)$, $f_2(y) = F(y)$, where:

$$F(x) = (k-2)(x^{2k-1} + x^{2k-2} + \cdots + x^2 + x + 1).$$

The ideal generated by $H_i(k)$'s and $\bar{f}_1(x)$, $\bar{f}_2(y)$ is radical. To show that I is radical, it is enough to show that $\bar{f}_1(x)$, $\bar{f}_2(y)$ belong to I . For $\bar{f}_1(x)$ we have $\bar{f}_1(x) = (k-2)xH_3(k) + C_5(k)$ and $\bar{f}_2(y)$ follows by symmetry.

We apply now the main result in [1, Lemma 3.8]: a region R is signed tiled by \mathcal{T}_n if and only if the polynomial $f_R(x, y)$ associated to R evaluates to zero in all point of V . If R is a $p \times q$ rectangle, then $f_R(x, y) = \frac{x^q-1}{x-1} \cdot \frac{y^p-1}{y-1}$, which evaluates to zero in all points of V if and only if one of p, q is divisible by n . This gives the first statement in Theorem 4.

For the second statement in Theorem 4 we use the method described in the proof of [1, Theorem 4.2]. A set of generators over \mathbb{Q} for the rectangles that have a side divisible by n is given by the set $\mathcal{H} = \{H_1(k), H_2(k), H_3(k), H_4(k)\}$ and the polynomial with rational coefficients $\frac{1}{k-2}C_5(k)$. As $C_5(k)$ is already generated by \mathcal{H} , this implies that $(k-2)$ multiples of the elements in \mathcal{H} can signed tile with integer coefficients any $(k-2)$ multiple of a rectangle with a side divisible by n .

9. The method of Barnes for \mathcal{T}_n^+ , n even

Let $k \geq 3$. Adding the extra polynomial $1 + x + y + xy$ to the set of generators, reduces the variety V to the point $(-1, -1)$. As before, the ideal I is radical and the square free polynomials \bar{f}_1, \bar{f}_2 can be chosen to be $\bar{f}_1(x) = k(k-2)(x+1)$, $\bar{f}_2(y) = k(k-2)(y+1)$. The second one belongs to the Gröbner basis for \mathcal{T}_n^+ and the first one can be generated as well as our set of generators $H_i(k)$ is symmetric in the variables x, y . The statement in Theorem 5 follows now from [1, Lemma 3.8].

Assume now $k = 2$. In this case the ideal I it is not radical. This follows using the theory developed in [1] about colorings. It is shown in [1] that \mathcal{T}_4 has 4 colorings, three standard and one nonstandard due to the differential operator $\partial_x + \partial_y$. It is easy to check that one of the standard colorings [1, Figure 1] and the nonstandard coloring [1, Figure 4] are the only colorings for \mathcal{T}_4^+ . One can check that a rectangle fits these colorings only if and only if it has both sides even, so it follows from [1, Theorem 5.3] that a rectangle is signed tiled by \mathcal{T}_4^+ if and only if it has both sides even.

Acknowledgement

V. Nitica was partially supported by Simons Foundation Grant 208729. While working on this project, K. Gill was undergraduate student at West Chester University.

References

References

- [1] F. W. Barnes, Algebraic theory of brick packing. I. Discrete Math. 42 (1982) 7–26.
- [2] F. W. Barnes, Algebraic theory of brick packing. II. Discrete Math. 42 (1982) 129–144.
- [3] T. Becker, V. Weispfenning (in cooperation with Heinz Krendel), Gröbner Bases, Springer-Verlag, 1993.
- [4] O. Bodini, B. Nouvel. Z-Tilings of polyominoes and standard basis, in Combinatorial Image Analysis, Springer (2004), 137–150.
- [5] M. Chao, D. Levenstein, V. Nitica, R. Sharp, A coloring invariant for ribbon L -tetrominoes, Discrete Mathematics, 313 (2013) 611–621.

- [6] J. H. Conway, J. C. Lagarias, Tilings with polyominoes and combinatorial group theory, *Journal Combinatorial Theory, Series A* *53* (1990), 183–208.
- [7] M. M. Dizdarević, M. Timotijević, R. T. Živaljević, Signed polyomino tilings by n -in-line polyominoes and Gröbner bases, arxiv 1409.2745v1, 2014.
- [8] S. W. Golomb, Checker boards and polyominoes, *American Mathematical Monthly*, *61* (1954) 675–682.
- [9] S. W. Golomb, Replicating figures in the plane, *Mathematical Gazette*, *48* (1964) 403–412.
- [10] S. W. Golomb, *Polyominoes, Puzzles, Patterns, Problems, and Packings* (2nd ed.), Princeton University Press, NJ, 1994.
- [11] V. Nitica, Rep-tiles revisited, in the volume *MASS Selecta: Teaching and Learning Advanced Undergraduate Mathematics*, American Mathematical Society, 2003.
- [12] V. Nitica, Signed tilings by ribbon L n -ominoes, n odd, via Gröbner bases, preprint 2015
- [13] V. Nitica, Every tiling of the first quadrant by ribbon L n -ominoes follows the rectangular pattern. *Open Journal of Discrete Mathematics*, *5*, (2015) 11–25.
- [14] I. Pak, Ribbon tile invariants, *Transactions of the American Mathematical Society*, *352* (2000) 5525–5561.
- [15] A. Seidenberg, Constructions in algebra, *Transactions of the American Mathematical Society*, *197* (1974) 273–313.