

Constraints on four-fermion interactions from the $t\bar{t}$ charge asymmetry at hadron colliders

M. Perelló Roselló^{a,1}, M. Vos^{b,1}

¹IFIC (UVEG/CSIC), Apartado de Correos 22085, E-46071 Valencia, Spain

December 23rd, 2015

Abstract The charge asymmetry in top quark production at hadron colliders is sensitive to beyond-the-Standard-Model four-fermion interactions. In this study we compare the sensitivity of cross-section and charge asymmetry measurements to effective operators describing four-fermion interactions and study the limits on the validity of this approach. A fit to a combination of Tevatron and LHC measurements yields stringent limits on the linear combinations C_1 and C_2 of the four-fermion effective operators.

Keywords Top quark, hadron collider, charge asymmetry

1 Introduction

Since the discovery of the top quark, its properties and interactions have been characterized in some detail. The LHC run I analyses are extending the programme initiated at the Tevatron in several ways.

All measurements so far are in good agreement with the Standard Model predictions. The most notorious exception is the measurement of the forward-backward asymmetry in $p\bar{p}$ collisions at 1.96 TeV at the Tevatron [1, 2] and its dependence on the kinematics of the $t\bar{t}$ system [3–7]. Excitement has decreased considerably in recent years, as the discrepancy failed to grow as additional Tevatron data were added. Taking into account the EW correc-

tion [8] and the full next-to-next-to-leading-order (NNLO) QCD corrections [9] the remaining tension of the inclusive measurements at the Tevatron with the SM prediction is down to the 1.5σ level. Measurements of a related charge asymmetry in 7 TeV [10–13] and 8 TeV [14–16] pp collisions at the LHC by ATLAS and CMS are consistent with the SM prediction.

We assume in the following that all data on the top quark, including the Tevatron A_{FB} puzzle, is in reasonable agreement with the SM description. Remains the task of deriving the most comprehensive constraints on extensions of the Standard Model. The large number of related measurements requires a sophisticated multi-parameter treatment. The effective-operator paradigm seems an adequate solution to recast the wealth of measurements into a manageable number of constraints. First steps in the direction of a global fit to the top sector were recently set by the TopFitter collaboration [17, 18].

In this paper we derive constraints on four-fermion operators from measurements at hadron colliders. We compare the sensitivity of available and future cross-section and charge asymmetry measurements, signalling the complementarity of both types of measurements. We study the limits to the validity of the effective operator approach for a number of measurements and propose a practical solution to guarantee valid results with the current data and in the foreseeable future. Finally, we derive constraints on the four-fermion operators from Tevatron and LHC data and present the prospects for an addition of future measurements.

^amartin.perello@ific.uv.es

^bmarcel.vos@ific.uv.es

2 Effective operator setup

A general effective Lagrangian expands around the Standard Model in terms of Λ^{-2} :

$$\mathcal{L}_{eff} = \mathcal{L}_{SM} + \frac{1}{\Lambda^2} \sum_i C_i O_i + \mathcal{O}(\Lambda^{-4}), \quad (1)$$

where the scale of new physics Λ has to be taken to several TeV for the effective operator paradigm to hold. We limit our analysis to contributions proportional to (Λ^{-2}) (i.e. the interference of the Standard Model with dimension-6 operators). In Section 5 we do, however, estimate the size of the (Λ^{-4}) terms by calculating the contribution of the square of the dimension-6 operators.

In reference [19] a basis is given for a complete set of dimension-six operators. As we are interested in the four-fermion operators involved in $t\bar{t}$ production at the LHC, operators including leptonic initial states are not included. The reduced group of seven four-fermion operators is listed in Table 1. Operators with the form $(\bar{q}\lambda^A u^i)(\bar{u}^j\lambda^A q)$ can be turned into a linear combination of $O_{qu}^{(1)}$ and are not included. These seven operators can be reduced to four by using a flavour-specific linear combination [20]:

$$\begin{aligned} C_u^1 &= C_{qq}^{(8,1)} + C_{qq}^{(8,3)} + C_{ut}^{(8)} \\ C_u^2 &= C_{qu}^{(1)} + C_{qt}^{(1)} \\ C_d^1 &= C_{qq}^{(8,1)} - C_{qq}^{(8,3)} + C_{dt}^{(8)} \\ C_d^2 &= C_{qd}^{(1)} + C_{qt}^{(1)} \end{aligned} \quad (2)$$

A further reduction of the basis for four-fermion operators to two effective operators is achieved by assuming $C_u^1 = C_d^1 = C^1$ and $C_u^2 = C_d^2 = C^2$. This reduction is valid in models where the new massive states couple to u -type and d -type quarks with the same strength. Among the models that satisfy this requirement the axigluon [21] has received most attention in the context of the $t\bar{t}$ charge asymmetry measurements at the Tevatron and the LHC. We note that the assumption is also valid for models that are not strictly flavour-universal, such the axigluon with an opposite-sign coupling top quarks ($g_t = -g_q$), that can give rise to positive contributions to the asymmetry, and the Kaluza Klein gluon as realized in Randall-Sundrum warped extra-dimensions in References [22, 23], the main benchmark for direct searches for resonant signals in $t\bar{t}$ production.

Operator
$O_{qq}^{(8,1)} = \frac{1}{4} (\bar{q}^i \gamma_\mu \lambda^A q^j) (\bar{q} \gamma^\mu \lambda^A q)$
$O_{qq}^{(8,3)} = \frac{1}{4} (\bar{q}^i \gamma_\mu \tau^I \lambda^A q^j) (\bar{q} \gamma^\mu \tau^I \lambda^A q)$
$O_{ut}^{(8)} = \frac{1}{4} (\bar{u}^i \gamma_\mu \lambda^A u^j) (\bar{t} \gamma^\mu \lambda^A t)$
$O_{dt}^{(8)} = \frac{1}{4} (\bar{d}^i \gamma_\mu \lambda^A d^j) (\bar{t} \gamma^\mu \lambda^A t)$
$O_{qu}^{(1)} = (\bar{q} u^i) (\bar{u}^j q)$
$O_{qd}^{(1)} = (\bar{q} d^i) (\bar{d}^j q)$
$O_{qt}^{(1)} = (\bar{q}^i t) (\bar{t} q^j)$

Table 1 Four-fermion operators involved in $t\bar{t}$ production at hadron colliders in the notation from [20] where q is the left-handed quark doublet, u and d corresponds to the up and down right-handed quarks of the first two families respectively, and t represents the right-handed top quark. Superscripts i, j are used to denote the first two generations.

3 Measurements

To constrain the four-fermion effective operator coefficients simultaneously we need at least four independent measurements with good sensitivity to these operators. We choose the inclusive forward-backward asymmetry measured at Tevatron, and the charge asymmetry measured at the LHC at $\sqrt{s} = 8$ TeV. The inclusive $t\bar{t}$ production cross-section at the Tevatron and at the LHC at $\sqrt{s} = 8$ TeV are also included. The datasets are summarized in Table 2.

The selection of Table 2 emphasizes inclusive measurements that integrate over all kinematic regimes. The use of differential measurements, especially of the production of high-mass $t\bar{t}$ pairs, may offer greater sensitivity to high-scale physics beyond the SM [32]. We therefore include a recent ATLAS result for the charge asymmetry in events where the top quark pair is produced with a large invariant mass [30], which we take as a proxy for measurements in boosted top quark pair production that become available at the LHC.

4 Sensitivity to effective operators

We generate $t\bar{t}$ samples at parton-level with the Monte Carlo generator Madgraph [33, 34] using the UFO model TopEffTh to calculate the impact of the effective operators [35] on the cross-section and charge asymmetry.

The dependence of the top quark pair production cross section and the charge asymmetry on

	SM prediction	Measurement
Tevatron, 1.96 TeV $p\bar{p}$, CDF+D0, x-section	7.16 ± 0.26 pb [24]	7.60 ± 0.41 pb [25]
Tevatron, 1.96 TeV $p\bar{p}$, CDF+D0, A_{FB}	$9.5 \pm 0.7\%$ [9]	$13 \pm 2.3\%$ [4, 5]
LHC, 8 TeV pp , CMS+ATLAS inclusive σ	245.80 ± 10.56 pb [24]	241.50 ± 8.54 pb [26]
ATLAS 8 TeV pp , inclusive A_C	$1.11 \pm 0.04\%$ [27]	$0.9 \pm 0.5\%$ [28]
CMS 8 TeV pp , inclusive A_C	$1.11 \pm 0.04\%$ [27]	$0.3 \pm 0.4\%$ [15]
ATLAS 8 TeV pp , differential A_C ($m_{t\bar{t}} > 0.75$ TeV)	$1.60 \pm 0.04\%$ [29]	$4.2 \pm 3.2\%$ [30]

Table 2 Datasets used in the fit. The Tevatron A_{FB} measurement corresponds to a naive approximation between D0 and CDF experiments [31]. A combination of the ATLAS and CMS measurements of the inclusive asymmetry at 8 TeV is not yet available, so both measurement are kept as independent constraints.

the four-fermion operator coefficients is parameterized¹ using the linear dependence of Equations 3:

$$\frac{(\sigma - \sigma^{SM})}{\sigma^{SM}} = [\alpha_u(C_u^1 + C_u^2) + \alpha_d(C_d^1 + C_d^2)] \left(\frac{1 \text{ TeV}}{\Lambda}\right)^2, \quad (3)$$

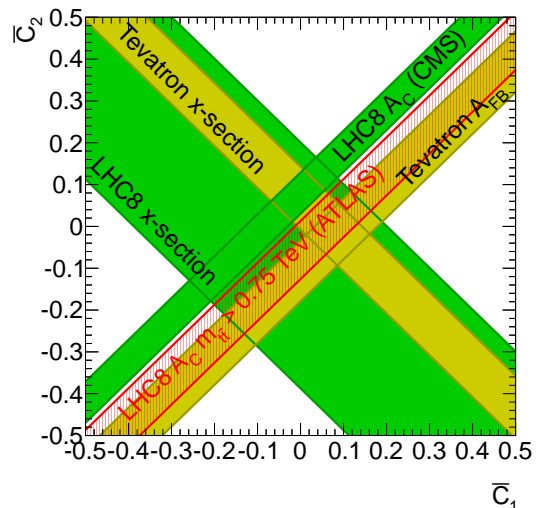
and 4:

$$(A_C - A_C^{SM}) = [\beta_u(C_u^1 - C_u^2) + \beta_d(C_d^1 - C_d^2)] \left(\frac{1 \text{ TeV}}{\Lambda}\right)^2 \quad (4)$$

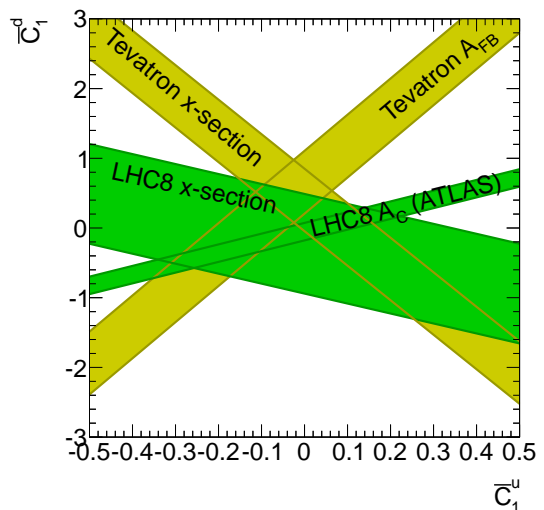
Equation 3 shows that the cross section is proportional to $C^1 + C^2$, while the asymmetry in Equation 4 is proportional to $C^1 - C^2$. Therefore, the combination of the two measurements provides a very powerful constraint on both C^1 and C^2 operators. The complementarity is illustrated in Figure 1 (a), where the bands representing the constraint from the asymmetry measurement cross the cross-section bands at a straight angle.

The results for the coefficients of Eq. 3 and 4 are presented in Table 3. The coefficients α_u and α_d are defined such that they are proportional to the contribution of new interactions to the cross-section divided by the SM cross section. As such the size of $\alpha_{u/d}$ in different measurements offers a good indication of the sensitivity of the measurements (assuming the *relative* precision of all measurements is equal, condition that is approximately met for the measurements in the Table). The $\beta_{u/d}$ coefficients indicate the strength of the constraint

¹As we use a leading order calculation for the Standard Model contribution σ^{SM} in Eq. 3 corresponds to the Born-level result. The charge asymmetry appears only at next-to-leading order in the SM, so the leading-order asymmetry in Eq. 4 is vanishes, $A_C^{SM, Born} = 0$. For the comparison with data NNLO+NNLL predictions are used for the purely Standard Model contribution, while the charge asymmetry A_C at the LHC is only available to NLO precision.



(a)



(b)

Fig. 1 The constraints on pairs of effective operators from several cross-section and charge asymmetry measurements. The bands represent in (a) represent the constraints on C^1 and C^2 (assuming $C_u^1 = C_d^1 = C^1$ and $C_u^2 = C_d^2 = C^2$). The bands in (b) represent the constraints on C_u^1 and C_d^1 .

for charge asymmetry measurements of the same absolute precision.

For all measurements the coefficients α_u and β_u for the u-type operators are larger than α_d and β_d , that apply to d-type operators. The ratios α_u/α_d and β_u/β_d are largest at the Tevatron, where a naive estimate based on the valence quark content of the proton and anti-proton would yield a factor of four. The large ratio at the Tevatron is quite powerful to derive simultaneous constraints on u-type and d-type operators. The Tevatron bands in C_u^1 and C_d^1 space in Figure 1 (b) cross at more favourable angles than the LHC bands. At the LHC (where the naive estimate would yield a ratio of two) the u-type and d-type operator coefficients are much closer.

Among the inclusive measurements, the Tevatron clearly offers a much greater sensitivity to four-fermion operators than the LHC at 8 TeV, reflecting the much larger dilution by gluon-initiated processes at the LHC. The impact of the dilution is most clearly observed in the cross-section bands in Figure 1 (a). Even if ATLAS and CMS have managed to reduce the uncertainty on the pair production cross-section measurement to approximately 4%, the constraint from the LHC 8 TeV cross-section data is quite weak. The gluon-gluon contribution to the cross-section reaches nearly 90% at 13 TeV, reducing the sensitivity even further.

Table 3 suggests a way to restore the sensitivity of the LHC to the level of the Tevatron and beyond. The differential measurements listed in the table correspond to the cross-section and charge asymmetry for boosted top quark production. For 8 TeV operation the phase space is limited to events with an invariant mass of the $t\bar{t}$ system $m_{t\bar{t}} > 750$ GeV. For 13 TeV the cut on $m_{t\bar{t}}$ is raised to 1.2 TeV. We see that the α and β coefficients of these differential measurements are indeed an order of magnitude larger than those of the inclusive measurements at the same center-of-mass energy. Therefore, the measurement of the charge asymmetry at high mass can provide a competitive constraint, even with an uncertainty that is an order of magnitude larger than that of the inclusive charge asymmetry measurement. The analysis [30] we have taken as an example is still statistically limited, with a non-negligible contribution from modelling uncertainties in these relatively unexplored corners of phase space. With the large $t\bar{t}$ samples that become available in run 2 of the LHC

there is considerable margin for improvement of this and other differential measurements.

5 Validity of the effective operator approach

The charge asymmetry is reported by several authors (see for instance Ref. [36]) to receive relatively large contributions from terms that are proportional to Λ^{-4} . As a full treatment of all these terms (including the contribution of the interference between dimension-8 operators with the SM and the interference between two dimension-6 operators vertices and the SM) is not feasible at present, this poor convergence may jeopardize the effective operator paradigm in this area. In this Section we estimate the size of the Λ^{-4} contributions by calculating the contribution of the dimension-6 operator squared (i.e. $|BSM|^2$), which is accessible in the TopEffTh model. We then have:

$$(O_i - O_i^{SM}) = AC_i \left(\frac{1 \text{ TeV}}{\Lambda} \right)^2 + A'C_i^2 \left(\frac{1 \text{ TeV}}{\Lambda} \right)^4. \quad (5)$$

For each measurement and each operator from Table 1 we determine the ratio A/A' . The results we obtain for the different operators in Table 1 are generally in good agreement for a given measurement, but vary from one measurement to the next. We therefore present a unique interval for each measurement. Following Ref. [36] the region of validity is given by the interval of the coefficient C_i where the Λ^{-2} linear term is at least twice as large as the quadratic Λ^{-4} term (i.e. $A/A' > 2C_i \left(\frac{1 \text{ TeV}}{\Lambda} \right)^2$).

In Fig. 2 the range of validity for each measurement is compared to the 95% C.L. constraint on C_u^1 and C_d^1 derived from that measurement (assuming vanishing contributions from all other operators). To guarantee valid results we require that the 95% C.L. interval is fully contained in the $A/A' > 1 C_i \left(\frac{1 \text{ TeV}}{\Lambda} \right)^2$ band ².

The interval of validity shrinks with the increase in center-of-mass energy: at the 8 TeV LHC it is typically a factor two smaller than at the Tevatron. In combination with the reduced sensitivity

²This requirement ensures that the χ^2 evaluation on the 68% C.L. interval is within the $A/A' > 2 C_i \left(\frac{1 \text{ TeV}}{\Lambda} \right)^2$ interval where the Λ^{-4} is of minor importance. This is therefore equivalent to the criterion of Ref. [36].

	α_u [%]	α_d [%]	β_u [%]	β_d [%]
Tevatron 1.96 TeV $p\bar{p}$ inclusive	5.19 ± 0.02	1.05 ± 0.02	1.66 ± 0.09	0.32 ± 0.09
LHC 8 TeV pp inclusive	1.02 ± 0.02	0.71 ± 0.02	0.37 ± 0.09	0.24 ± 0.09
LHC 8 TeV pp ($m_{t\bar{t}} > 0.75$ TeV)	3.03 ± 0.09	1.56 ± 0.09	2.16 ± 0.09	0.6 ± 0.09
LHC 13 TeV inclusive	0.73 ± 0.02	0.48 ± 0.02	0.26 ± 0.09	0.27 ± 0.09
LHC 13 TeV ($m_{t\bar{t}} > 1.2$ TeV)	6.61 ± 0.02	3.60 ± 0.02	6.09 ± 0.09	2.78 ± 0.09

Table 3 Parameterization of the coefficients of Eq. 3 and 4. The α and β coefficients govern the impact of non-zero effective operators on the cross-section and the charge asymmetry, respectively. The u/d subscripts indicate whether the coefficients correspond to u -type or d -type quarks.

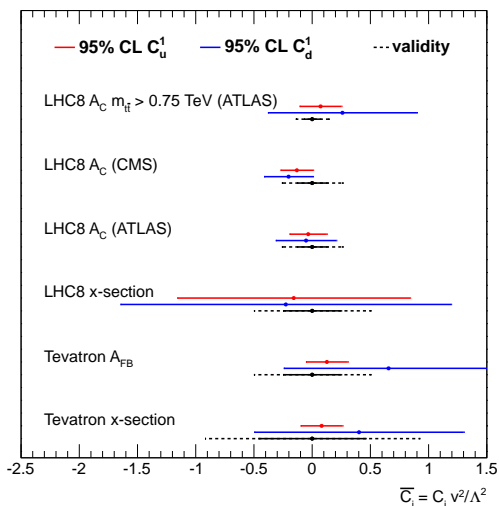


Fig. 2 The interval of validity and 95% C.L. limits of cross-section and charge asymmetry measurements at hadron colliders. The interval of validity is given as a black dashed line. For each measurement the 95% C.L. limits on the coefficients of the effective operators involving u -type and d -type quarks are indicated as error bars. Operators are fit one by one, with all other non-SM operators are set to 0.

to four-fermion operators of the LHC data there is a risk that adding a measurement may reduce the interval of validity more than the 95% C.L. interval. The differential measurements can see a very strong reduction of the interval of validity, in particular once we enter the regime of boosted top quark pair production. However, in this case the sensitivity grows to compensate the reduced interval of validity. Therefore, a differential measurement of sufficient precision may prove to be useful in the fit.

The same trend towards smaller interval of validity for increasing center-of-mass energy is observed for the cross section and the charge asymmetry. The interval of validity of the charge asymmetry is generally somewhat smaller than that of the cross section, but the difference is small compared

to that between the Tevatron and the LHC, or between inclusive and differential measurements. For the inclusive measurements at the 8 TeV LHC the tension between interval of validity and the 95% C.L. interval on individual coefficients is much more pronounced for the cross-section measurement than for the charge asymmetry.

6 Multi-parameter fit

So far we have evaluated constraints on one coefficient at the time, assuming all others have a vanishing contribution. In this Section we generalize the fit to all four-fermion operators (but still keep the remaining effective operators related to two-fermion interactions equal to 0). Using the parameterization, and the datasets from Table 2, we construct an overall χ^2 function:

$$\chi^2 = \sum_i \left(\frac{O_i(\{C_i\}) - O_i^{exp}}{\Delta_i^{exp}} \right)^2, \quad (6)$$

where $O_i(\{C_i\})$ corresponds to the parameterisation of Eq. 3 or Eq. 4 and O_i^{exp} and Δ_i^{exp} to the difference between the measurement and the SM prediction. The sum runs over all measurements i defined in Table 2.

We minimize the χ^2 function using the root package MINUIT [37] in order to extract the parameters $\{C_i\}$.

The simultaneous fit of the four effective operators \bar{C}_u^1 , \bar{C}_u^2 , \bar{C}_d^1 and \bar{C}_d^2 using all data in Table 2 yields tight constraints on the former two, that correspond to interactions initiated by u -type quarks. The 95% C.L. limits are contained within the interval of validity. As we anticipated in Section 4 the constraint on operators corresponding to d -type quarks is much weaker, where the the

marginalized 95% C.L. constraints from the four-parameter fit on \bar{C}_d^1 and \bar{C}_d^2 are 3-5 times weaker than the limits on single operators. The marginalized 95% C.L. intervals extend beyond the interval of validity. The exact level of tension between range of validity and limits depends somewhat on which measurements are included in the fit, but the qualitative conclusion remains true for all combinations of the data in Table 2: None of the combinations of the cross-section and charge asymmetry data yields meaningful marginalized limits on C_d^1 and C_d^2 . A similar observation was made in Ref. [18] for \bar{C}_d^2 .

Much stronger constraints are obtained when we assume $C_u^1 = C_d^1 = C^1$ and $C_u^2 = C_d^2 = C^2$. In this case, the interval is within the tightest interval of validity of the measurements used in the fit. We therefore present the constraints obtained with the two-parameter fit as the main result of this study.

7 Constraints on four-fermion operators

The result of the two-parameter fit of the coefficients $C^1 = C_u^1 = C_d^1$ and $C^2 = C_u^2 = C_d^2$ of the four-fermion operators to $t\bar{t}$ production cross section and charge asymmetry measurements at hadron colliders is presented in Figure 3. All other dimension-6 effective operators are assumed to have negligible impact. The allowed intervals at 95% confidence level are $-0.06 < \bar{C}_1 < 0.1$ and $-0.04 < \bar{C}_2 < 0.11$, where $\bar{C}_i = C_i \times v^2/\Lambda^2$, with $v = 246$ GeV the Higgs vacuum expectation value. The allowed intervals are contained within the region where the Λ^{-2} contribution of the dimension-6 operators dominates over an estimate of the Λ^{-4} contribution (indicated as a black line labelled “validity”).

The allowed bands in the C^1 - C^2 plane of charge asymmetry and cross-section measurements cross at a straight angle, yielding tight constraints on both parameters. Indeed, the simultaneous fit of C^1 and C^2 yields very similar results to the limits obtained when a single operator is floated in the fit.

A fit of the two linear combinations $\bar{C}_+ = \bar{C}_1 + \bar{C}_2$ and $\bar{C}_- = \bar{C}_1 - \bar{C}_2$ yields limits $-0.09 < \bar{C}_+ < 0.2$ and $-0.07 < \bar{C}_- < 0.04$. In this case the results are readily related to the measurements. We see that the \bar{C}_- constraint, driven by the charge asymmetry, is nearly three times stronger than the constraint on \bar{C}_+ , that is dominated by the cross-

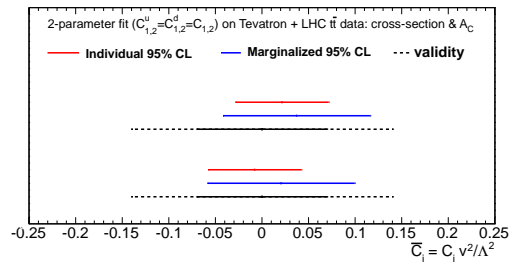


Fig. 3 The 95% C.L. limits on the four-fermion operators C_1 and C_2 extracted from cross-section and charge asymmetry measurements at hadron colliders. The *individual* limits are obtained assuming all other non-SM operators are 0, while the *marginalized* limits are obtained from a two-parameter fit that floats both operator coefficients simultaneously.

section measurements. The central value of C_+ is 0.06, due to the Tevatron cross-section of Refs. [4,5] that slightly exceeds the SM prediction. The C_- fit is pulled towards negative values by the CMS measurement in Ref. [15]. This measurement 2σ below the SM value is able to compensate the positive pull from the Tevatron experiments. We propose the constraint on $\bar{C}_- = \bar{C}_1 - \bar{C}_2$ as a benchmark for experimental analyses: the extent of the 95% C.L. allowed region is a good figure-of-merit to relate the sensitivity to high-scale new physics of measurements with different initial states (i.e. Tevatron vs. LHC), different center-of-mass energies and in different kinematic regimes.

The limits on the four-fermion operators presented in this paper are stronger than those of the global fit to the top sector presented in Ref. [17,18]. The prize to pay for this gain in precision is a loss of generality: the limits we derive are valid only under the assumption of equal coefficients for the four-fermion operators involving u-type and d-type quarks: $C^1 = C_u^1 = C_d^1$ and $C^2 = C_u^2 = C_d^2$. We believe, however, that this may be the most practical way to guarantee the validity of the effective operator approach with the current data sets. In the long run more precise data from LHC run 2 should allow to constrain the separate four-fermion operators of up-type and down-type quarks to safe intervals³.

³Ideally, one would float all four degrees of freedom in the fit when extracting the coefficients of the two-fermion operators, so as to avoid an artificial reduction of the uncertainty on these parameters. Then, the four-fermion operator constraints can be obtained under the assumption $C^1 = C_u^1 = C_d^1$ and $C^2 = C_u^2 = C_d^2$.

8 Comparison to a concrete new physics model

The limits on C_- can be recast into limits on the mass of a flavour-universal axigluon [21] (with equal couplings to all quarks) using the relation $(C^1 - C^2)/\Lambda^2 = -4g_s^2/m_A^2$ from Ref. [35]. The 95% C.L. lower limit on the axigluon mass is 2.0 TeV. The axigluon with opposite-sign couplings to light and top quarks ($g_t = -g_q$), that makes a positive contribution to the charge asymmetry, is even more strongly constrained: $m > 2.8$ TeV. These limits extend the exclusion of earlier studies [38] considerably.

Both limits are well in excess of the 1.5 TeV that Ref. [35] as the lower limit for application of the effective-operator analysis.

With LHC run I the sensitivity for observation of a narrow signal on the SM $t\bar{t}$ background has entered the sub-pb regime for a multi-TeV resonance. The ATLAS and CMS searches [39,40] yield a 95% C.L. lower limit on the axigluon mass of order 2 TeV. Limits from di-jet resonance searches at 13 TeV provide even stronger limits on this particular model [41].

9 Outlook to LHC run 2

During the preparation of this paper the analysis of LHC run 2 data is in full swing. CMS has put out a first $t\bar{t}$ cross-section measurement [42], while ATLAS has produced a preliminary result [43]. It is instructive to consider the effect of the inclusion of the 13 TeV results in the fit.

The constraints on \bar{C}_- of past and present measurements and the prospects for future measurements of charge asymmetries are shown in Figure 4.

In 13 TeV pp collisions the $q\bar{q} \rightarrow t\bar{t}$ process is further diluted by the increase in gluon-gluon-initiated $t\bar{t}$ production. Therefore, the sensitivity of inclusive measurements to four-fermion operators is limited. In Figure 4 the expected uncertainty on \bar{C}_- from the 13 TeV inclusive charge asymmetry measurement with a precision of 0.5% is larger than that of the current LHC8 measurements with a similar precision. With the current uncertainty of approximately 15% (dominated by the 10% uncertainty of the preliminary estimate of the integrated

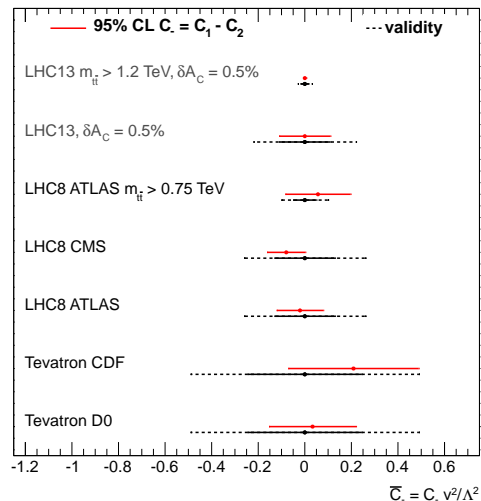


Fig. 4 The 95% C.L. limits on the linear combination of four-fermion operators $\bar{C}_- = \bar{C}_1 - \bar{C}_2$ extracted from charge asymmetry measurements at hadron colliders. The entries labelled as LHC13 present the prospects of a charge asymmetry measurement with an uncertainty of 0.5% and a central value in exact agreement with the SM prediction.

luminosity) the cross-section measurements add no value to the fit. For inclusive measurements the interval of validity at 13 TeV is reduced only slightly, to $-0.22 < \bar{C}_X < 0.22$, and a two-parameter fit (with the assumption $C_u = C_d$) on measurements of comparable precision to those at 8 TeV is expected to yield a limit that remains within the interval of validity.

We already signalled in Section 4 that the excellent sensitivity to four-fermion operators of differential measurements, in particular measurements in the regime of boosted $t\bar{t}$ pair production, compensates for their (current) relatively poor precision. As an example, consider highly boosted top quark pair production with $m_{t\bar{t}} > 1.2$ TeV, the top entry in Fig. 4. If a charge asymmetry is performed to 0.5% precision an extremely tight constraint on four-fermion interactions can be derived. A problem for the inclusion of such measurements is the limited range of validity of the effective operator analysis for such measurements (due to large contributions from the Λ^{-4} that are only partially known). Requiring that the Λ^{-2} term dominates over Λ^{-4} term reduces the interval accessible to the effective operator analysis to $|\bar{C}_X| < 0.03$, well below the current limits. To constrain the measurement the measurement of both \bar{C}_1 and \bar{C}_2 operators to this level would require a (relative) cross

section measurement in the boosted regime with a precision of 4% and a charge asymmetry measurement with a precision of 0.5%, which is definitely challenging, but may not be impossible.

10 Summary

Top quark pair production data at hadron colliders allow to constrain four-fermion interactions. Analyzing the relative sensitivities of pair production measurements at the Tevatron and the LHC we find that the cross-section and charge asymmetry measurements provide complementary constraints, where the latter are more powerful at the LHC. The sensitivity to four-fermion operators is strongly enhanced for measurements in the boosted regime.

Several authors [17, 35, 36] have signalled the importance of higher-dimension contributions of order Λ^{-4} to high-energy collision data. We have ensured explicitly that these contributions, whose size is estimated as the contribution of the dimension-6 operator squared, are subdominant in our fit.

We have extracted limits on the dimension-6 operators C^1 and C^2 , under the assumption of that the coupling strengths to up- and down-type quarks are identical (i.e. $C^1 = C_u^1 = C_d^1$ and $C^2 = C_u^2 = C_d^2$). The allowed intervals at 95% C.L., $-0.06 < C^1 \times v^2/\Lambda^2 < 0.10$ and $-0.04 < C^2 \times v^2/\Lambda^2 < 0.11$, are in good agreement with the SM prediction $C^1 = C^2 = 0$. These form stricter limits than those obtained from a global fit that includes the same data [17] (at what we believe is an acceptable loss of generality).

For an explicit UV completion such as the axigluon model these limits correspond to a lower limit on the mass in excess of 2 TeV, which is a competitive constraint when compared to direct limits from resonance searches.

Acknowledgements

The authors gratefully acknowledge the help of Juan Antonio Aguilar and German Rodrigo in the preparation of the letter, the support of Celine Degrande while setting up the TopEffTh model and helpful discussion with the members of the TopFitter collaboration.

References

1. V. M. Abazov et al., D0 Collaboration, *First measurement of the forward-backward charge asymmetry in top quark pair production*, *Phys.Rev.Lett.* **100** (2008) 142002, [arXiv:0712.0851].
2. T. Aaltonen et al., CDF Collaboration, *Forward-Backward Asymmetry in Top Quark Production in $p\bar{p}$ Collisions at $\sqrt{s} = 1.96$ TeV*, *Phys.Rev.Lett.* **101** (2008) 202001, [arXiv:0806.2472].
3. V.M. Abazov et al., D0 Collaboration, *Simultaneous measurement of forward-backward asymmetry and top polarization in dilepton final states from $t\bar{t}$ production at the Tevatron*, *Phys. Rev.* **D92** (2015), no. 5 052007, [arXiv:1507.05666].
4. **D0** Collaboration, V. M. Abazov et al., *Measurement of the forward-backward asymmetry in top quark-antiquark production in $p\bar{p}$ collisions using the lepton+jets channel*, *Phys. Rev.* **D90** (2014) 072011, [arXiv:1405.0421].
5. **CDF** Collaboration, T. Aaltonen et al., *Measurement of the top quark forward-backward production asymmetry and its dependence on event kinematic properties*, *Phys. Rev.* **D87** (2013), no. 9 092002, [arXiv:1211.1003].
6. V. M. Abazov et al., D0 Collaboration, *Forward-backward asymmetry in top quark-antiquark production*, *Phys.Rev.* **D84** (2011) 112005, [arXiv:1107.4995].
7. T. Aaltonen et al., CDF Collaboration, *Evidence for a Mass Dependent Forward-Backward Asymmetry in Top Quark Pair Production*, *Phys.Rev.* **D83** (2011) 112003, [arXiv:1101.0034].
8. W. Hollik and D. Pagani, *The electroweak contribution to the top quark forward-backward asymmetry at the Tevatron*, *Phys.Rev.* **D84** (2011) 093003, [arXiv:1107.2606].
9. M. Czakon, P. Fiedler, and A. Mitov, *Resolving the Tevatron Top Quark Forward-Backward Asymmetry Puzzle: Fully Differential Next-to-Next-to-Leading-Order Calculation*, *Phys. Rev. Lett.* **115** (2015), no. 5 052001, [arXiv:1411.3007].
10. **CMS** Collaboration, *Measurements of the $t\bar{t}$ charge asymmetry using the dilepton decay channel in pp collisions at $\sqrt{s} = 7$ TeV*, *JHEP* **1404** (2014) 191, [arXiv:1402.3803].
11. **ATLAS** Collaboration, *Measurement of the top quark pair production charge asymmetry in proton-proton collisions at $\sqrt{s} = 7$ TeV using the ATLAS detector*, *JHEP* **1402** (2014) 107, [arXiv:1311.6724].
12. **CMS** Collaboration, *Inclusive and differential measurements of the $t\bar{t}$ charge asymmetry in proton-proton collisions at 7 TeV*, *Phys.Lett.* **B717** (2012) 129–150, [arXiv:1207.0065].
13. **ATLAS** Collaboration, *Measurement of the charge asymmetry in top quark pair production in pp collisions at $\sqrt{s} = 7$ TeV using the ATLAS detector*, *Eur.Phys.J.* **C72** (2012) 2039, [arXiv:1203.4211].
14. **CMS** Collaboration, *Inclusive and differential measurements of the $t\bar{t}$ charge asymmetry in pp collisions at $\sqrt{s} = 8$ TeV*, arXiv:1507.03119.
15. **CMS** collaboration, *Measurement of the Charge Asymmetry in Top Quark Pair Production in pp*

- Collisions at $\sqrt{s} = 8$ TeV using a Template Method*, [arXiv:1508.03862](#).
16. ATLAS Collaboration, *Measurement of the charge asymmetry in top-quark pair production in the lepton-plus-jets final state in pp collision data at $\sqrt{s} = 8$ TeV with the ATLAS detector*, [arXiv:1509.02358](#).
 17. A. Buckley, C. Englert, J. Ferrando, D. J. Miller, L. Moore, M. Russell, and C. D. White, *Constraining top quark effective theory in the LHC Run II era*, [arXiv:1512.03360](#).
 18. A. Buckley, C. Englert, J. Ferrando, D. J. Miller, L. Moore, M. Russell, and C. D. White, *Global fit of top quark effective theory to data*, *Phys. Rev.* **D92** (2015), no. 9 091501, [[arXiv:1506.08845](#)].
 19. B. Grzadkowski, M. Iskrzynski, M. Misiak, and J. Rosiek, *Dimension-Six Terms in the Standard Model Lagrangian*, *JHEP* **10** (2010) 085, [[arXiv:1008.4884](#)].
 20. C. Zhang and S. Willenbrock, *Effective-Field-Theory Approach to Top-Quark Production and Decay*, *Phys. Rev.* **D83** (2011) 034006, [[arXiv:1008.3869](#)].
 21. O. Antunano, J. H. Kuhn, and G. Rodrigo, *Top quarks, axiguons and charge asymmetries at hadron colliders*, *Phys. Rev.* **D77** (2008) 014003, [[arXiv:0709.1652](#)].
 22. K. Agashe, A. Belyaev, T. Krupovnickas, G. Perez, and J. Virzi, *LHC Signals from Warped Extra Dimensions*, *Phys. Rev.* **D77** (2008) 015003, [[hep-ph/0612015](#)].
 23. B. Lillie, L. Randall, and L.-T. Wang, *The Bulk RS KK-gluon at the LHC*, *JHEP* **09** (2007) 074, [[hep-ph/0701166](#)].
 24. M. Czakon, P. Fiedler, and A. Mitov, *Total Top-Quark Pair-Production Cross Section at Hadron Colliders Through $O(\alpha_s^4)$* , *Phys. Rev. Lett.* **110** (2013) 252004, [[arXiv:1303.6254](#)].
 25. CDF, D0 Collaboration, T. A. Aaltonen *et al.*, *Combination of measurements of the top-quark pair production cross section from the Tevatron Collider*, *Phys. Rev.* **D89** (2014), no. 7 072001, [[arXiv:1309.7570](#)].
 26. CMS and ATLAS collaborations, *Combination of ATLAS and CMS top quark pair cross section measurements using proton-proton collisions at 8 TeV*, *CMS-PAS-TOP-14-016*, *ATLAS-CONF-2014-054*, <http://cds.cern.ch/record/1951322> (2014).
 27. W. Bernreuther and Z.-G. Si, *Top quark and leptonic charge asymmetries for the Tevatron and LHC*, *Phys. Rev.* **D86** (2012) 034026, [[arXiv:1205.6580](#)].
 28. ATLAS collaboration, *Measurement of the charge asymmetry in top-quark pair production in the lepton-plus-jets final state in pp collision data at $\sqrt{s} = 8$ TeV with the ATLAS detector*, [arXiv:1509.02358](#).
 29. J. H. Kuhn and G. Rodrigo, *Charge asymmetries of top quarks at hadron colliders revisited*, *JHEP* **01** (2012) 063, [[arXiv:1109.6830](#)].
 30. ATLAS collaboration, *Measurement of the charge asymmetry in highly boosted top-quark pair production in $\sqrt{s} = 8$ TeV pp collision data collected by the ATLAS experiment*, [arXiv:1512.06092](#).
 31. J. A. Aguilar-Saavedra, D. Amidei, A. Juste, and M. Perez-Victoria, *Asymmetries in top quark pair production at hadron colliders*, *Rev. Mod. Phys.* **87** (2015) 421–455, [[arXiv:1406.1798](#)].
 32. J. L. Hewett, J. Shelton, M. Spannowsky, T. M. P. Tait, and M. Takeuchi, *A_{FB}^t Meets LHC*, *Phys. Rev.* **D84** (2011) 054005, [[arXiv:1103.4618](#)].
 33. C. Degrande, C. Duhr, B. Fuks, D. Grellscheid, O. Mattelaer, and T. Reiter, *UFO - The Universal FeynRules Output*, *Comput. Phys. Commun.* **183** (2012) 1201–1214, [[arXiv:1108.2040](#)].
 34. J. Alwall, M. Herquet, F. Maltoni, O. Mattelaer, and T. Stelzer, *MadGraph 5 : Going Beyond*, *JHEP* **06** (2011) 128, [[arXiv:1106.0522](#)].
 35. C. Degrande, J.-M. Gerard, C. Grojean, F. Maltoni, and G. Servant, *Non-resonant New Physics in Top Pair Production at Hadron Colliders*, *JHEP* **03** (2011) 125, [[arXiv:1010.6304](#)].
 36. W. Bernreuther, D. Heisler, and Z.-G. Si, *A set of top quark spin correlation and polarization observables for the LHC: Standard Model predictions and new physics contributions*, [arXiv:1508.05271](#).
 37. F. James and M. Winkler, “MINUIT User’s Guide.” <http://seal.web.cern.ch/seal/documents/minuit/mnusersguide.pdf>, June 16, 2014.
 38. P. Ferrario and G. Rodrigo, *Constraining heavy colored resonances from top-antitop quark events*, *Phys. Rev.* **D80** (2009) 051701, [[arXiv:0906.5541](#)].
 39. ATLAS collaboration, *A search for $t\bar{t}$ resonances using lepton-plus-jets events in proton-proton collisions at $\sqrt{s} = 8$ TeV with the ATLAS detector*, *JHEP* **08** (2015) 148, [[arXiv:1505.07018](#)].
 40. CMS collaboration, *Search for Resonant $t\bar{t}$ Production in Proton-Proton Collisions at $\sqrt{s} = 8$ TeV*, [arXiv:1506.03062](#).
 41. CMS collaboration, *Search for narrow resonances decaying to dijets in proton-proton collisions at $\sqrt{s} = 13$ TeV*, [arXiv:1512.01224](#).
 42. CMS collaboration, *Measurement of the top quark pair production cross section in proton-proton collisions at $\sqrt{s} = 13$ TeV*, [arXiv:1510.05302](#).
 43. ATLAS collaboration, *Measurement of the $t\bar{t}$ production cross-section in pp collisions at $\sqrt{s} = 13$ TeV using $e\mu$ events with b-tagged jets*, <http://cds.cern.ch/record/2038144> (2014).