

# $1/f$ noise from the nonlinear transformations of the variables

Bronislovas Kaulakys,<sup>\*</sup> Miglius Alaburda,<sup>†</sup> and Julius Ruseckas<sup>‡</sup>  
*Institute of Theoretical Physics and Astronomy, Vilnius University,  
A. Goštauto 12, 01108 Vilnius, Lithuania*

The origin of the low-frequency noise with power spectrum  $1/f^\beta$  (also known as  $1/f$  fluctuations or flicker noise) remains a challenge. Recently, the nonlinear stochastic differential equations for modeling  $1/f^\beta$  noise have been proposed and analyzed. Here we use the self-similarity properties of this model with respect to the nonlinear transformations of the variable of these equations and show that  $1/f^\beta$  noise of the observable may yield from the power-law transformations of well-known standard processes, like the Brownian motion, Bessel and similar stochastic processes. Analytical and numerical investigations of such techniques for modeling processes with  $1/f^\beta$  fluctuations is presented.

## I. INTRODUCTION

Different theories and models have been proposed for explanation of the ubiquitous  $1/f^\beta$  noise phenomena, observable for about eighty years in different systems from physics to financial markets (see, e.g., Refs. [1–8] and references herein). Recently, the stochastic model of  $1/f^\beta$  noise, based on the nonlinear stochastic differential equations

$$dx = \left( \eta - \frac{\lambda}{2} \right) x^{2\eta-1} dt + x^\eta dW_t, \quad (1)$$

where  $x$  is the signal with  $1/f^\beta$  spectrum,  $\eta \neq 1$  is the nonlinearity exponent,  $\lambda$  is the exponent of the steady-state distribution  $P_{ss} \sim x^{-\lambda}$ , and  $W_t$  is a Wiener process (Brownian motion), has been proposed and analyzed.[6, 7] The relation of the exponent  $\beta$  in the spectrum to the parameters of Eq. (1) is given by

$$\beta = 1 + \frac{\lambda - 3}{2(\eta - 1)}. \quad (2)$$

Eq. (1) may be derived from the point process model [6], from scaling properties of the signal [7] or from the agent-based herding model [9].

Here we employ the self-similarity property of Eq. (1) with respect the power-law transformations of the variable. We show that processes with  $1/f^\beta$  spectrum may yield from the nonlinear transformations of the variable of the widespread processes, e.g., from the Brownian motion, Bessel or similar familiar processes.

## II. TRANSFORMATIONS

From the scaling of the power spectral density (PSD)  $S(f) \sim f^{-\beta}$ ,

$$S(af) \sim a^{-\beta} S(f), \quad (3)$$

according to the Wiener-Khinchine theorem yields the scaling of the autocorrelation function

$$C(at) \sim a^{\beta-1} C(t) \quad (4)$$

in some time interval  $1/f_{\max} \ll t \ll 1/f_{\min}$ . Recently [7] it was shown that from the scaling (4) it follows the nonlinear stochastic differential equation (SDE) (1). Due to this scaling the nonlinear SDE

$$dx = \left( \eta_x - \frac{\lambda_x}{2} \right) x^{2\eta_x-1} dt + x^{\eta_x} dW_t, \quad (5)$$

---

<sup>\*</sup> bronislovas.kaulakys@tfai.vu.lt

<sup>†</sup> miglius.alaburda@tfai.vu.lt

<sup>‡</sup> julius.ruseckas@tfai.vu.lt

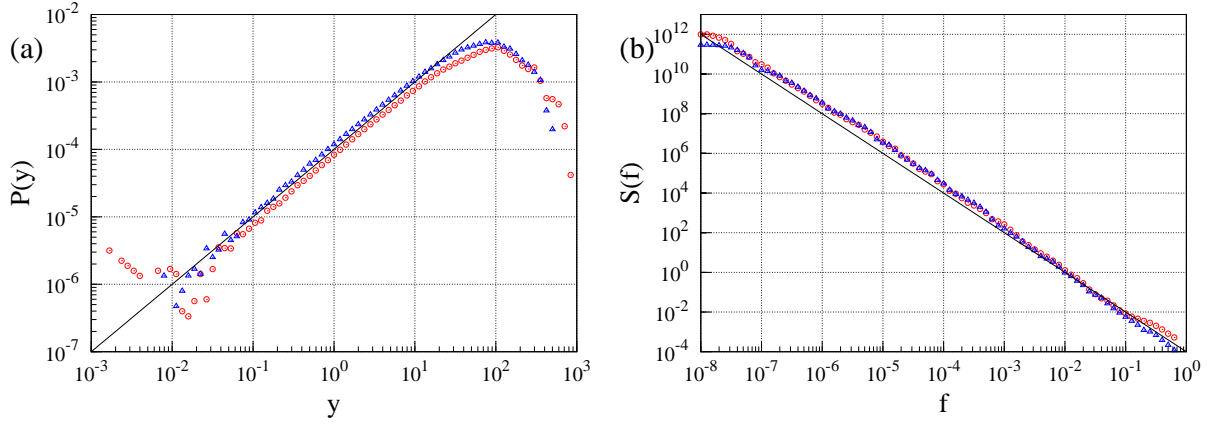


FIG. 1. Steady-state distribution, (a), and approximately  $1/f^2$  PSD, (b), of the variable  $y$  generated by the simple equation (12), red circles, as well as of  $y = 1/x$  generated by Eq. (13), blue triangles, with the appropriate restrictions[7] of the diffusion intervals.

generating signal  $x$  with PSD

$$S(f) \sim \frac{1}{f^{\beta_x}}, \quad \beta_x = 1 + \frac{\lambda_x - 3}{2(\eta_x - 1)} \quad (6)$$

after the nonlinear transformation

$$x = \frac{1}{y^\delta}, \quad (7)$$

with  $\delta$  being the transformation exponent, yields SDE for the variable  $y$  of the same form,

$$dy = \left( \eta_y - \frac{\lambda_y}{2} \right) x^{2\eta_y - 1} dt + y^{\eta_y} dW_t \quad (8)$$

with

$$\eta_y = 1 - \delta(\eta_x - 1), \quad \lambda_y = 1 - \delta(\lambda_x - 1). \quad (9)$$

Eq. (8) generates signal  $y$  with the PSD

$$S(f) \sim \frac{1}{f^{\beta_y}}, \quad \beta_y = 1 + \frac{\lambda_y - 3}{2(\eta_y - 1)} = \beta_x + \frac{1 + \delta}{\delta(\eta_x - 1)}. \quad (10)$$

Therefore,  $1/f^{\beta_x}$  noise of the observable  $x$  may yield from the nonlinear dependence (7) of this observable on another variable  $y$  resulted from simple or more common equation (8), where

$$\beta_x = \beta_y + \frac{1 + \delta}{\eta_y - 1}. \quad (11)$$

### III. EXAMPLES

The simplest relation between the variable  $y$  and the observable  $x$  is the inverse transformation  $x = 1/y$ . From the interrelations (10) and (11) between the parameters  $\beta_x$  and  $\beta_y$  we obtain that simple equation without the drift term

$$dy = \frac{1}{\sqrt{y}} dW_t \quad (12)$$

results in  $1/f$  noise of the observable  $x = 1/y$ , instead of very nonlinear equation [10]

$$dx = x^4 dt + x^{5/2} dW_t \quad (13)$$

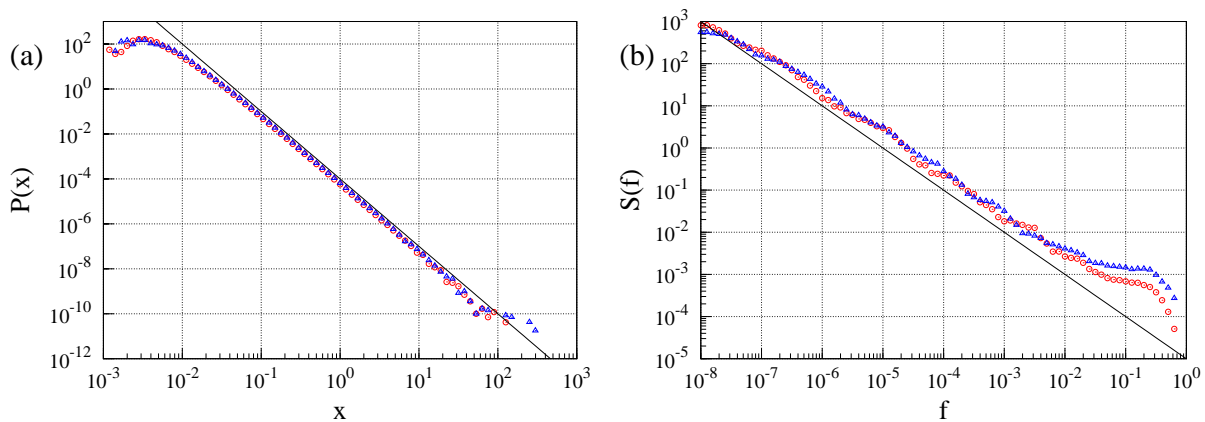


FIG. 2. Steady-state distribution, (a), and  $1/f$  PSD, (b), of the observable  $x = 1/y$ , where the variable  $y$  is generated by Eq. (12), red circles, as well as of  $x$  generated by Eq. (13), blue triangles.

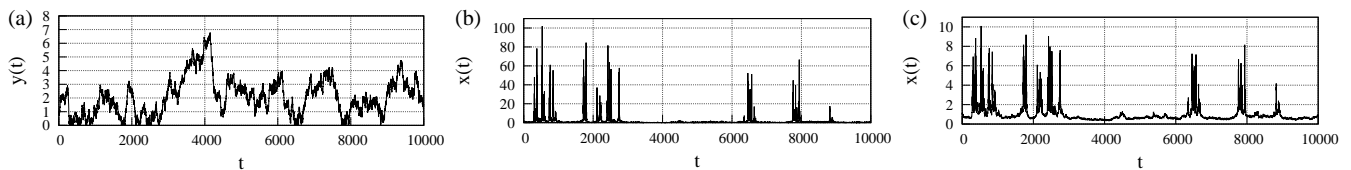


FIG. 3. Examples of the signals of 1D Brownian motion of the variable  $y$ , (a), of the inverse 1D Brownian motion of the observable  $x = 1/y$  yielding in  $1/\sqrt{f}$  noise, (b), and of  $x = 1/\sqrt{y}$  observable resulting in pure  $1/f$  noise, (c).

for the observable  $x$ . It should be noted, that Eq. (12) coincides with equation for the interevent time

$$d\tau = \frac{1}{\sqrt{\tau}} dW_t, \quad (14)$$

obtained from the Brownian motion

$$d\tau_k = dW_k \quad (15)$$

of the interevent time  $\tau_k$  in the events space or  $k$ -space.[10]

Figures 1 and 2 demonstrate the appearance of  $1/f$  noise of the observable  $x$ , as a result of the inverse transformation  $x = 1/y$  of the variable  $y$  generated by the simple equation without the drift term (12) with approximate  $1/f^2$  PSD of the variable  $y$ .

Note, that special cases of Eq. (8) are: (i) an equation with the additive noise,  $\eta_y = 0$ , and nonlinear drift, i.e., the Bessel process of order  $N = 1 - \lambda_y$ , (ii) the order  $N = 2(1 - \lambda_y)$  squared Bessel process when  $\eta_y = 1/2$  and  $\lambda_y = 1 - N/2$ , (iii) the special exponential restrictions of the variable  $y$  in Eq. (8) yield Constant Elasticity of Variance (CEV) process or (iv) Cox-Ingersoll-Ross (CIR) process when  $\eta = 1/2$  [9, 11].

Here we will demonstrate the possibility to obtain  $1/f^\beta$  noise from the Bessel process and from the Brownian motion. Transformation (7) with  $\delta = 1/(\eta_x - 1)$ , i.e.,  $y = x^{1-\eta_x}$ , yields the special form of Eq. (8), i.e., the Bessel equation

$$dy = \frac{N-1}{2} \frac{dt}{y} + dW_t \quad (16)$$

corresponding to  $N$ -dimensional Wiener process, or Bessel process with index  $\nu = N/2 - 1$ . Here

$$N = \frac{\lambda_x - 1}{\eta_x - 1} = 1 - \lambda_y. \quad (17)$$

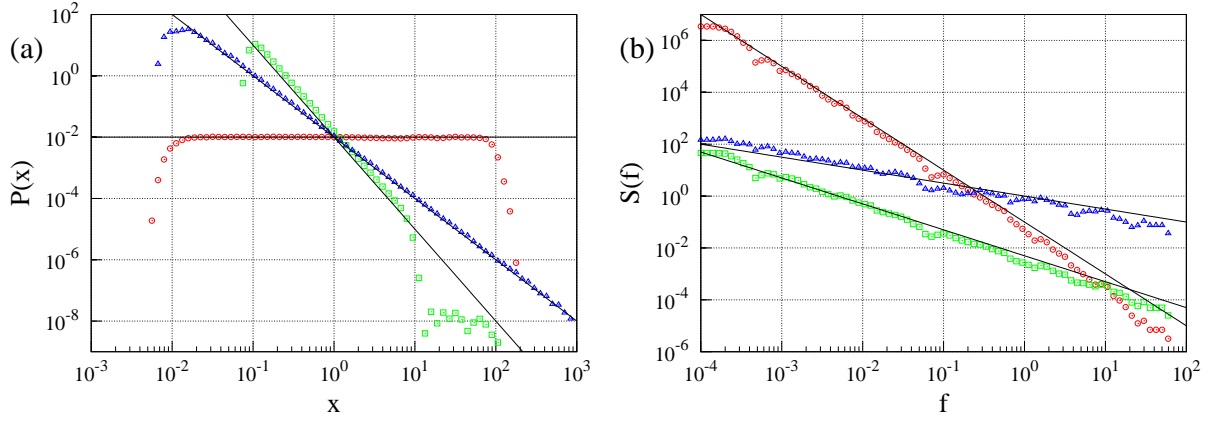


FIG. 4. Steady-state distribution, (a), and PSD, (b), of 1D Brownian motion of the variable  $y$ , yielding  $1/f^2$  noise, red circles, the inverse 1D Brownian motion of  $x = 1/y$  yielding in  $1/\sqrt{f}$  noise, blue triangles, and of the observable  $x = 1/\sqrt{y}$  resulting in pure  $1/f$  noise, green squares.

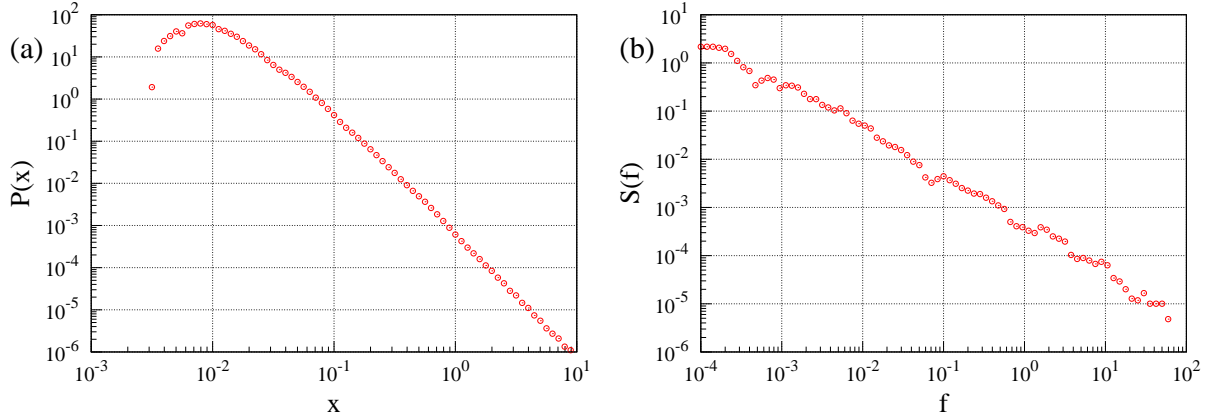


FIG. 5. Steady-state distribution, (a), and PSD, (b), of the observable  $x$  as inverse of the distance from the beginning,  $x = 1/r$ , of the Brownian motion in 2D.

On the other hand

$$\lambda_x = 1 + \frac{N}{\delta}, \quad \beta_x = 1 + \frac{N}{2} - \delta. \quad (18)$$

Thus, the Bessel process or  $N$ -dimensional Brownian motion can cause  $1/f^\beta$  fluctuations of the observable  $x$  as a function (7) of this process. So, the pure  $1/f$  noise yields when  $N = 2\delta$ , e.g., from 1D Brownian motion of  $y$  for the observable  $x = 1/\sqrt{y}$  and 2D Brownian motion of  $y$  for the observable  $x = 1/y$ .

Figure 3 demonstrates examples of the signals of 1D Brownian motion of the variable  $y$ , the inverse 1D Brownian motion of  $x = 1/y$  yielding in  $1/\sqrt{f}$  noise and observable  $x = 1/\sqrt{y}$  resulting in pure  $1/f$  noise. In figure 4 the distribution density and PSD of the corresponding observables are presented.

In figure 5 the pure  $1/f$  noise of the observable  $x$  as inverse of the distance from the beginning,  $x = 1/r$ , of the Brownian motion in 2D,

$$r = \sqrt{B_1^2(t) + B_2^2(t)}, \quad (19)$$

i.e., of the Bessel process with the index  $\nu = 0$  is shown. Here  $B_1(t)$  and  $B_2(t)$  are independent Brownian motions. We see the pure  $1/f$  noise.

#### IV. CONCLUSIONS

Thus, the proper function of the widespread process, e.g., the inverse transformation of the order 2 Bessel process and the inverse square root of the Brownian motion yield the pure  $1/f$  noise, observable, e.g., in condensed matter. Possible relevancies of these transformations to  $1/f$  noise in condensed matter: (i)  $1/f$  fluctuations of the voltage,  $U = I/G$ , at constant current  $I$  as a result of Brownian fluctuations of the conductivity  $G$ , (ii)  $1/f$  fluctuations of resistivity,  $\rho = 1/\sigma$ , as Brownian fluctuations of the conductivity  $\sigma$ .

- 
- [1] M. B. Weissman, *Rev. Mod. Phys.* **60** (1988) 537.
  - [2] T. Gisiger, *Biol. Rev.* **76** (2001) 161.
  - [3] M. Li and W. Zhao, *Math. Probl. Engin.* **2012** (2012) 673648.
  - [4] A. A. Balandin, *Nature Nanotechnol.* **8** (2013) 549.
  - [5] E. Paladino, Y. M. Galperin, G. Falci, and B. L. Altshuler, *Rev. Mod. Phys.* **86** (2014) 361.
  - [6] B. Kaulakys and M. Alaburda, *J. Stat. Mech.* **2009** (2009) P02051.
  - [7] J. Ruseckas and B. Kaulakys, *J. Stat. Mech.* **2014** (2014) P06005.
  - [8] M. A. Rodriguez, *Phys. Rev. E* **90** (2014) 042122.
  - [9] J. Ruseckas, B. Kaulakys and V. Gontis, *EPL* **96** (2011) 60007.
  - [10] B. Kaulakys and J. Ruseckas, *Phys. Rev. E* **70** (2004) 020101.
  - [11] M. Jeanblanc, M. Yor and M. Chesney *Mathematical Methods for Financial Markets* (Springer, London, 2009).