

# AN EXTENSION OF MÖBIUS–LIE GEOMETRY WITH CONFORMAL ENSEMBLES OF CYCLES AND ITS IMPLEMENTATION IN A GiNaC LIBRARY

VLADIMIR V. KISIL

ABSTRACT. We propose to consider ensembles of cycles (quadrics), which are interconnected through conformal-invariant geometric relations (e.g. “to be orthogonal”, “to be tangent”, etc.), as new objects in an extended Möbius–Lie geometry. It was recently demonstrated in several related papers, that such ensembles of cycles naturally parameterise many other conformally-invariant objects, e.g. loxodromes or continued fractions.

The paper describes a method, which reduces a collection of conformally invariant geometric relations to a system of linear equations, which may be accompanied by one fixed quadratic relation. To show its usefulness, the method is implemented as a C++ library. It operates with numeric and symbolic data of cycles in spaces of arbitrary dimensionality and metrics with any signatures. Numeric calculations can be done in exact or approximate arithmetic. In the two- and three-dimensional cases illustrations and animations can be produced. An interactive Python wrapper of the library is provided as well.

## CONTENTS

|  |    |
|--|----|
| List of Figures  | 2  |
| 1. Introduction  | 3  |
| 2. Möbius–Lie Geometry and the <b>cycle</b> Library                    | 4  |
| 2.1. Möbius–Lie geometry and FSC construction                          | 5  |
| 2.2. Clifford algebras, FLT transformations, and Cycles                | 5  |
| 3. Ensembles of Interrelated Cycles and the <b>figure</b> Library      | 6  |
| 3.1. Connecting quadrics and cycles                                    | 6  |
| 3.2. Figures as families of cycles—functional approach                 | 8  |
| 4. Mathematical Usage of the Library                                   | 11 |
| 5. To Do List  | 12 |
| Acknowledgement  | 13 |
| References   | 14 |
| Appendix A. Examples of Usage  | 17 |
| A.1. Hello, Cycle!   | 17 |
| A.2. Animated cycle  | 18 |
| A.3. An illustration of the modular group action                       | 20 |
| A.4. Simple analytical demonstration                                   | 22 |
| A.5. The nine-points theorem—conformal version                         | 23 |
| A.6. Proving the theorem: Symbolic computations                        | 28 |
| A.7. Numerical relations   | 29 |
| A.8. Three-dimensional examples  | 30 |
| Appendix B. Public Methods in the <b>figure</b> class                  | 33 |
| B.1. Creation and re-setting of <b>figure</b> , changing <i>metric</i> | 33 |
| B.2. Adding elements to figure   | 34 |
| B.3. Modification, deletion and searches of nodes                      | 34 |
| B.4. Check relations and measure parameters                            | 35 |
| B.5. Accessing elements of the figure                                  | 36 |
| B.6. Drawing and printing  | 37 |
| B.7. Saving and opening  | 39 |
| Appendix C. Public methods in <b>cycle_relation</b>                    | 39 |
| Appendix D. Additional utilities                                       | 42 |
| Appendix E. Figure Library Header File                                 | 42 |
| E.1. <b>cycle_data</b> class declaration                               | 43 |
| E.2. <b>cycle_node</b> class declaration                               | 44 |
| E.3. <b>cycle_relation</b> class declaration                           | 46 |
| E.4. <b>subfigure</b> class declaration                                | 49 |
| E.5. <b>figure</b> class declaration                                   | 50 |

Date: August 21, 2018 (v3.1).

2010 *Mathematics Subject Classification*. Primary 51B25; Secondary 51N25, 51B10, 68U05, 11E88, 68W30.

|  |     |
|--|-----|
| E.6. Asymptote customization                       | 52  |
| Appendix F. Implementation of Classes              | 53  |
| F.1. Implementation of <b>cycle_data</b> class     | 54  |
| F.2. Implementation of <b>cycle_relation</b> class | 61  |
| F.3. Implementation of <b>subfigure</b> class      | 66  |
| F.4. Implementation of <b>cycle_node</b> class     | 68  |
| F.5. Implementation of <b>figure</b> class         | 76  |
| F.6. Functions defining cycle relations            | 115 |
| F.7. Additional functions                          | 119 |
| Appendix G. Change Log                             | 123 |
| Appendix H. License                                | 124 |
| Appendix I. Index of Identifiers                   | 125 |

## LIST OF FIGURES

|   |    |
|---|----|
| 1 Equivalent parametrisation of a loxodrome                                   | 9  |
| 2 Action of the modular group on the upper half-plane.                        | 11 |
| 3 An example of Apollonius problem in three dimensions.                       | 11 |
| 4 The illustration of the conformal nine-points theorem                       | 13 |
| 5 Animated transition between the classical and conformal nine-point theorems | 14 |
| 6 Lobachevsky line.   | 18 |
| 7 Animated Lobachevsky line   | 19 |
| 8 The illustration to Fillmore–Springer example                               | 31 |

## 1. INTRODUCTION

**Lie sphere geometry** [7, Ch. 3; 10] in the simplest planar setup unifies circles, lines and points—all together called *cycles* in this setup. Symmetries of Lie spheres geometry include (but are not limited to) fractional linear transformations (FLT) of the form:

$$(1) \quad \begin{pmatrix} a & b \\ c & d \end{pmatrix} : x \mapsto \frac{ax + b}{cx + d}, \quad \text{where } \det \begin{pmatrix} a & b \\ c & d \end{pmatrix} \neq 0.$$

Following other sources, e.g. [55, § 9.2], we call (1) by FLT and reserve the name “Möbius maps” for the subgroup of FLT which fixes a particular cycle. For example, on the complex plane FLT are generated by elements of  $SL_2(\mathbb{C})$  and Möbius maps fixing the real line are produced by  $SL_2(\mathbb{R})$  [36, Ch. 1].

There is a natural set of FLT-invariant geometric relations between cycles (to be orthogonal, to be tangent, etc.) and the restriction of Lie sphere geometry to invariants of FLT is called *Möbius–Lie geometry*. Thus, an ensemble of cycles, structured by a set of such relations, will be mapped by FLT to another ensemble with the same structure.

It was shown recently that ensembles of cycles with certain FLT-invariant relations provide helpful parametrisations of new objects, e.g. points of the Poincaré extended space [42], loxodromes [44] or continued fractions [6, 41], see Example 3 below for further details. Thus, we propose to *extend Möbius–Lie geometry and consider ensembles of cycles as its new objects*, cf. formal Defn. 5. Naturally, “old” objects—cycles—are represented by simplest one-element ensembles without any relation. This paper provides conceptual foundations of such extension and demonstrates its practical implementation as a C++ library **figure**<sup>1</sup>. Interestingly, the development of this library shaped the general approach, which leads to specific realisations in [41, 42, 44].

More specifically, the library **figure** manipulates ensembles of cycles (quadratics) interrelated by certain FLT-invariant geometric conditions. The code is build on top of the previous library **cycle** [30, 31, 36], which manipulates individual cycles within the GiNaC [4] computer algebra system. Thinking an ensemble as a graph, one can say that the library **cycle** deals with individual vertices (cycles), while **figure** considers edges (relations between pairs of cycles) and the whole graph. Intuitively, an interaction with the library **figure** reminds compass-and-straightedge constructions, where new lines or circles are added to a drawing one-by-one through relations to already presented objects (the line through two points, the intersection point or the circle with given centre and a point). See Example 6 of such interactive construction from the Python wrapper, which provides an analytic proof of a simple geometric statement.

It is important that both libraries are capable to work in spaces of any dimensionality and metrics with an arbitrary signatures: Euclidean, Minkowski and even degenerate. Parameters of objects can be symbolic or numeric, the latter admit calculations with exact or approximate arithmetic. Drawing routines work with any (elliptic, parabolic or hyperbolic) metric in two dimensions and the euclidean metric in three dimensions.

The mathematical formalism employed in the library **cycle** is based on Clifford algebras, which are intimately connected to fundamental geometrical and physical objects [25, 26]. Thus, it is not surprising that Clifford algebras have been already used in various geometric algorithms for a long time, for example see [16, 27, 57] and further references there. Our package deals with cycles through Fillmore–Springer–Cnops construction (FSCc) which also has a long history, see [12, § 4.1; 17; 29, § 4.2; 34; 36, § 4.2; 54, § 1.1] and section 2.1 below. Compared to a plain analytical treatment [7, Ch. 3; 50, Ch. 2], FSCc is much more efficient and conceptually coherent in dealing with FLT-invariant properties of cycles. Correspondingly, the computer code based on FSCc is easy to write and maintain.

The paper outline is as follows. In Section 2 we sketch the mathematical theory (Möbius–Lie geometry) covered by the package of the previous library **cycle** [31] and the present library **figure**. We expose the subject with some references to its history since this can facilitate further development.

Sec. 3.1 describes the principal mathematical tool used by the library **figure**. It allows to reduce a collection of various linear and quadratic equations (expressing geometrical relations like orthogonality and tangency) to a set of linear equations and *at most one* quadratic relation (8). Notably, the quadratic relation is the same in all cases, which greatly simplifies its handling. This approach is the cornerstone of the library effectiveness both in symbolic and numerical computations. In Sec. 3.2 we present several examples of ensembles, which were already used in mathematical theories [41, 42, 44], then we describe how ensembles are encoded in the present library **figure** through the functional programming framework.

Sec. 4 outlines several typical usages of the package. An example of a new statement discovered and demonstrated by the package is given in Thm. 7. In Sec. 5 we list of some further tasks, which will extend capacities and usability of the package.

All coding-related material is enclosed as appendices. App. A contains examples of the library usage starting from the very simple ones. A systematic list of callable methods is given in Apps B–D. Any of Sec. 2 or Apps A–B can serve as an entry point for a reader with respective preferences and background. Actual code of the library is collected in Apps E–F.

<sup>1</sup>All described software is licensed under GNU GPLv3 [19].

2. MÖBIUS–LIE GEOMETRY AND THE **cycle** LIBRARY

We briefly outline mathematical formalism of the extend Möbius–Lie geometry, which is implemented in the present package. We do not aim to present the complete theory here, instead we provide a minimal description with a sufficient amount of references to further sources. The hierarchical structure of the theory naturally splits the package into two components: the routines handling individual cycles (the library **cycle** briefly reviewed in this section), which were already introduced elsewhere [31], and the new component implemented in this work, which handles families of interrelated cycles (the library **figure** introduced in the next section).

**2.1. Möbius–Lie geometry and FSC construction.** Möbius–Lie geometry in  $\mathbb{R}^n$  starts from an observation that points can be treated as spheres of zero radius and planes are the limiting case of spheres with radii diverging to infinity. Oriented spheres, planes and points are called together *cycles*. Then, the second crucial step is to treat cycles not as subsets of  $\mathbb{R}^n$  but rather as points of some projective space of higher dimensionality, see [8, Ch. 3; 10; 50; 54].

To distinguish two spaces we will call  $\mathbb{R}^n$  as the *point space* and the higher dimension space, where cycles are represented by points—the *cycle space*. Next important observation is that geometrical relations between cycles as subsets of the point space can be expressed in term of some indefinite metric on the cycle space. Therefore, if an indefinite metric shall be considered anyway, there is no reason to be limited to spheres in Euclidean space  $\mathbb{R}^n$  only. The same approach shall be adopted for quadrics in spaces  $\mathbb{R}^{pqr}$  of an arbitrary signature  $p + q + r = n$ , including  $r$  nilpotent elements, cf. (2) below.

A useful addition to Möbius–Lie geometry is provided by the Fillmore–Springer–Cnops construction (FSCc) [12, § 4.1; 17; 29, § 4.2; 34; 36, § 4.2; 51, § 18; 54, § 1.1]. It is a correspondence between the cycles (as points of the cycle space) and certain  $2 \times 2$ -matrices defined in (4) below. The main advantages of FSCc are:

- (i) The correspondence between cycles and matrices respects the projective structure of the cycle space.
- (ii) The correspondence is FLT covariant.
- (iii) The indefinite metric on the cycle space can be expressed through natural operations on the respective matrices.

The last observation is that for restricted groups of Möbius transformations the metric of the cycle space may not be completely determined by the metric of the point space, see [30; 34; 36, § 4.2] for an example in two-dimensional space.

FSCc is useful in consideration of the Poincaré extension of Möbius maps [42], loxodromes [44] and continued fractions [41]. In theoretical physics FSCc nicely describes conformal compactifications of various space-time models [24; 32; 36, § 8.1]. Regretfully, FSCc have not yet propagated back to the most fundamental case of complex numbers, cf. [55, § 9.2] or somewhat cumbersome techniques used in [7, Ch. 3]. Interestingly, even the founding fathers were not always strict followers of their own techniques, see [18].

We turn now to the explicit definitions.

**2.2. Clifford algebras, FLT transformations, and Cycles.** We describe here the mathematics behind the the first library called **cycle**, which implements fundamental geometrical relations between quadrics in the space  $\mathbb{R}^{pqr}$  with the dimensionality  $n = p + q + r$  and metric  $x_1^2 + \dots + x_p^2 - x_{p+1}^2 - \dots - x_{p+q}^2$ . A version simplified for complex numbers only can be found in [41, 42, 44].

The Clifford algebra  $\mathcal{C}(p, q, r)$  is the associative unital algebra over  $\mathbb{R}$  generated by the elements  $e_1, \dots, e_n$  satisfying the following relation:

$$(2) \quad e_i e_j = -e_j e_i, \quad \text{and} \quad e_i^2 = \begin{cases} -1, & \text{if } 1 \leq i \leq p; \\ 1, & \text{if } p + 1 \leq i \leq p + q; \\ 0, & \text{if } p + q + 1 \leq i \leq p + q + r. \end{cases}$$

It is common [12, 14, 25, 26, 51] to consider mainly Clifford algebras  $\mathcal{C}(n) = \mathcal{C}(n, 0, 0)$  of the Euclidean space or the algebra  $\mathcal{C}(p, q) = \mathcal{C}(p, q, 0)$  of the pseudo-Euclidean (Minkowski) spaces. However, Clifford algebras  $\mathcal{C}(p, q, r)$ ,  $r > 0$  with nilpotent generators  $e_i^2 = 0$  correspond to interesting geometry [34, 36, 48, 58] and physics [20–22, 37, 38, 43] as well. Yet, the geometry with idempotent units in spaces with dimensionality  $n > 2$  is still not sufficiently elaborated.

An element of  $\mathcal{C}(p, q, r)$  having the form  $x = x_1 e_1 + \dots + x_n e_n$  can be associated with the vector  $(x_1, \dots, x_n) \in \mathbb{R}^{pqr}$ . The *reversion*  $a \mapsto a^*$  in  $\mathcal{C}(p, q, r)$  [12, (1.19(ii))] is defined on vectors by  $x^* = x$  and extended to other elements by the relation  $(ab)^* = b^* a^*$ . Similarly the *conjugation* is defined on vectors by  $\bar{x} = -x$  and the relation  $\overline{ab} = \bar{b} \bar{a}$ . We also use the notation  $|a|^2 = a \bar{a}$  for any product  $a$  of vectors. An important observation is that any non-zero  $x \in \mathbb{R}^{n00}$  has a multiplicative inverse:  $x^{-1} = \frac{\bar{x}}{|x|^2}$ . For a  $2 \times 2$ -matrix  $M = \begin{pmatrix} a & b \\ c & d \end{pmatrix}$  with Clifford entries we define, cf. [12, (4.7)]

$$(3) \quad \bar{M} = \begin{pmatrix} d^* & -b^* \\ -c^* & a^* \end{pmatrix} \quad \text{and} \quad M^* = \begin{pmatrix} \bar{d} & \bar{b} \\ \bar{c} & \bar{a} \end{pmatrix}.$$

Then  $M \bar{M} = \delta I$  for the *pseudodeterminant*  $\delta := ad^* - bc^*$ .

Quadrics in  $\mathbb{R}^{pq}$ —which we continue to call cycles—can be associated to  $2 \times 2$  matrices through the FSC construction [12, (4.12); 17; 36, § 4.4]:

$$(4) \quad k \bar{x} x - l \bar{x} - x \bar{l} + m = 0 \quad \leftrightarrow \quad C = \begin{pmatrix} l & m \\ k & \bar{l} \end{pmatrix},$$

where  $k, m \in \mathbb{R}$  and  $l \in \mathbb{R}^{pq}$ . For brevity we also encode a cycle by its coefficients  $(k, l, m)$ . A justification of (4) is provided by the identity:

$$(1) \quad \bar{x} \begin{pmatrix} l & m \\ k & \bar{l} \end{pmatrix} \begin{pmatrix} x \\ 1 \end{pmatrix} = k x \bar{x} - l \bar{x} - x \bar{l} + m, \quad \text{since } \bar{x} = -x \text{ for } x \in \mathbb{R}^{pq}.$$

The identification is also FLT-covariant in the sense that the transformation (1) associated with the matrix  $M = \begin{pmatrix} a & b \\ c & d \end{pmatrix}$  sends a cycle  $C$  to the cycle  $M C M^*$  [12, (4.16)]. We define the FLT-invariant inner product of cycles  $C_1$  and

$C_2$  by the identity

$$(5) \quad \langle C_1, C_2 \rangle = \Re \operatorname{tr}(C_1 C_2),$$

where  $\Re$  denotes the scalar part of a Clifford number. This definition in term of matrices immediately implies that the inner product is FLT-invariant. The explicit expression in terms of components of cycles  $C_1 = (k_1, l_1, m_1)$  and  $C_2 = (k_2, l_2, m_2)$  is also useful sometimes:

$$(6) \quad \langle C_1, C_2 \rangle = l_1 l_2 + \bar{l}_1 \bar{l}_2 + m_1 k_2 + m_2 k_1.$$

As usual, the relation  $\langle C_1, C_2 \rangle = 0$  is called the *orthogonality* of cycles  $C_1$  and  $C_2$ . In most cases it corresponds to orthogonality of quadrics in the point space. More generally, most of FLT-invariant relations between quadrics may be expressed in terms FLT-invariant inner product (5). For the full description of methods on individual cycles, which are implemented in the library **cycle**, see the respective documentation [31].

*Remark 1.* Since cycles are elements of the projective space, the following *normalised cycle product*:

$$(7) \quad [C_1, C_2] := \frac{\langle C_1, C_2 \rangle}{\sqrt{\langle C_1, C_1 \rangle \langle C_2, C_2 \rangle}}$$

is more meaningful than the cycle product (5) itself. Note that,  $[C_1, C_2]$  is defined only if neither  $C_1$  nor  $C_2$  is a zero-radius cycle (i.e. a point). Also, the normalised cycle product is  $\operatorname{GL}_2(\mathbb{C})$ -invariant in comparison to  $\operatorname{SL}_2(\mathbb{C})$ -invariance of (5).

We finish this brief review of the library **cycle** by pointing to its light version written in **Asymptote** language [23] and distributed together with the paper [44]. Although the light version mostly inherited API of the library **cycle**, there are some significant limitations caused by the absence of **GiNaC** support:

- (i) there is no symbolic computations of any sort;
- (ii) the light version works in two dimensions only;
- (iii) only elliptic metrics in the point and cycle spaces are supported.

On the other hand, being integrated with **Asymptote** the light version simplifies production of illustrations, which are its main target.

### 3. ENSEMBLES OF INTERRELATED CYCLES AND THE **figure** LIBRARY

The library **figure** has an ability to store and resolve the system of geometric relations between cycles. We explain below some mathematical foundations, which greatly simplify this task.

**3.1. Connecting quadrics and cycles.** We need a vocabulary, which translates geometric properties of quadrics on the point space to corresponding relations in the cycle space. The key ingredient is the cycle product (5)–(6), which is linear in each cycles' parameters. However, certain conditions, e.g. tangency of cycles, involve polynomials of cycle products and thus are non-linear. For a successful algorithmic implementation, the following observation is important: *all non-linear conditions below can be linearised if the additional quadratic condition of normalisation type is imposed:*

$$(8) \quad \langle C, C \rangle = \pm 1.$$

This observation in the context of the Apollonius problem was already made in [18]. Conceptually the present work has a lot in common with the above mentioned paper of Fillmore and Springer, however a reader need to be warned that our implementation is totally different (and, interestingly, is more closer to another paper [17] of Fillmore and Springer).

*Remark 2.* Interestingly, the method of order reduction for algebraic equations is conceptually similar to the method of order reduction of differential equations used to build a geometric dynamics of quantum states in [1].

Here is the list of relations between cycles implemented in the current version of the library **figure**.

- (i) A quadric is flat (i.e. is a hyperplane), that is, its equation is linear. Then, either of two equivalent conditions can be used:
  - (a)  $k$  component of the cycle vector is zero;
  - (b) the cycle is orthogonal  $\langle C_1, C_\infty \rangle = 0$  to the “zero-radius cycle at infinity”  $C_\infty = (0, 0, 1)$ .
- (ii) A quadric on the plane represents a line in Lobachevsky-type geometry if it is orthogonal  $\langle C_1, C_{\mathbb{R}} \rangle = 0$  to the real line cycle  $C_{\mathbb{R}}$ . A similar condition is meaningful in higher dimensions as well.
- (iii) A quadric  $C$  represents a point, that is, it has zero radius at given metric of the point space. Then, the determinant of the corresponding FSC matrix is zero or, equivalently, the cycle is self-orthogonal (isotropic):  $\langle C, C \rangle = 0$ . Naturally, such a cycle cannot be normalised to the form (8).
- (iv) Two quadrics are orthogonal in the point space  $\mathbb{R}^{pq}$ . Then, the matrices representing cycles are orthogonal in the sense of the inner product (5).

(v) Two cycles  $C$  and  $\tilde{C}$  are tangent. Then we have the following quadratic condition:

$$(9) \quad \langle C, \tilde{C} \rangle^2 = \langle C, C \rangle \langle \tilde{C}, \tilde{C} \rangle \quad \left( \text{or } [C, \tilde{C}] = \pm 1 \right).$$

With the assumption, that the cycle  $C$  is normalised by the condition (8), we may re-state this condition in the relation, which is linear to components of the cycle  $C$ :

$$(10) \quad \langle C, \tilde{C} \rangle = \pm \sqrt{\langle \tilde{C}, \tilde{C} \rangle}.$$

Different signs here represent internal and outer touch.

(vi) Inversive distance  $\theta$  of two (non-isotropic) cycles is defined by the formula:

$$(11) \quad \langle C, \tilde{C} \rangle = \theta \sqrt{\langle C, C \rangle} \sqrt{\langle \tilde{C}, \tilde{C} \rangle}$$

In particular, the above discussed orthogonality corresponds to  $\theta = 0$  and the tangency to  $\theta = \pm 1$ . For intersecting spheres  $\theta$  provides the cosine of the intersecting angle. For other metrics, the geometric interpretation of inversive distance shall be modified accordingly.

If we are looking for a cycle  $C$  with a given inversive distance  $\theta$  to a given cycle  $\tilde{C}$ , then the normalisation (8) again turns the defining relation (11) into a linear with respect to parameters of the unknown cycle  $C$ .

(vii) A generalisation of Steiner power  $d$  of two cycles is defined as, cf. [18, § 1.1]:

$$(12) \quad d = \langle C, \tilde{C} \rangle + \sqrt{\langle C, C \rangle} \sqrt{\langle \tilde{C}, \tilde{C} \rangle},$$

where both cycles  $C$  and  $\tilde{C}$  are  $k$ -normalised, that is the coefficient in front the quadratic term in (4) is 1. Geometrically, the generalised Steiner power for spheres provides the square of tangential distance. However, this relation is again non-linear for the cycle  $C$ .

If we replace  $C$  by the cycle  $C_1 = \frac{1}{\sqrt{\langle C, C \rangle}} C$  satisfying (8), the identity (12) becomes:

$$(13) \quad d \cdot k = \langle C_1, \tilde{C} \rangle + \sqrt{\langle \tilde{C}, \tilde{C} \rangle},$$

where  $k = \frac{1}{\sqrt{\langle C, C \rangle}}$  is the coefficient in front of the quadratic term of  $C_1$ . The last identity is linear in terms of the coefficients of  $C_1$ .

Summing up: if an unknown cycle is connected to already given cycles by any combination of the above relations, then all conditions can be expressed as *a system of linear equations for coefficients of the unknown cycle and at most one quadratic equation (8)*.



**3.2. Figures as families of cycles—functional approach.** We start from some examples of ensembles of cycles, which conveniently describe FLT-invariant families of objects.

**Example 3.** (i) The Poincaré extension of Möbius transformations from the real line to the upper half-plane of complex numbers is described by a triple of cycles  $\{C_1, C_2, C_3\}$  such that:

- (a)  $C_1$  and  $C_2$  are orthogonal to the real line;
- (b)  $\langle C_1, C_2 \rangle^2 \leq \langle C_1, C_1 \rangle \langle C_2, C_2 \rangle$ ;
- (c)  $C_3$  is orthogonal to any cycle in the triple including itself.

A modification [41] with ensembles of four cycles describes an extension from the real line to the upper half-plane of complex, dual or double numbers. The construction can be generalised to arbitrary dimensions [5].

(ii) A parametrisation of loxodromes is provided by a triple of cycles  $\{C_1, C_2, C_3\}$  such that, cf. [44] and Fig. 1:

- (a)  $C_1$  is orthogonal to  $C_2$  and  $C_3$ ;
- (b)  $\langle C_2, C_3 \rangle^2 \geq \langle C_2, C_2 \rangle \langle C_3, C_3 \rangle$ .

Then, main invariant properties of Möbius–Lie geometry, e.g. tangency of loxodromes, can be expressed in terms of this parametrisation [44].

(iii) A continued fraction is described by an infinite ensemble of cycles  $(C_k)$  such that [6]:

- (a) All  $C_k$  are touching the real line (i.e. are *horocycles*);
- (b)  $(C_1)$  is a horizontal line passing through  $(0, 1)$ ;
- (c)  $C_{k+1}$  is tangent to  $C_k$  for all  $k > 1$ .

This setup was extended in [41] to several similar ensembles. The key analytic properties of continued fractions—their convergence—can be linked to asymptotic behaviour of such an infinite ensemble [6].

(iv) A remarkable relation exists between discrete integrable systems and Möbius geometry of finite configurations of cycles [9, 45–47, 53]. It comes from “reciprocal force diagrams” used in 19th-century statics, starting with J.C. Maxwell. It is demonstrated in that the geometric compatibility of reciprocal figures corresponds to the algebraic compatibility of linear systems defining these configurations. On the other hand, the algebraic compatibility of linear systems lies in the basis of integrable systems. In particular [45, 46], important integrability conditions encapsulate nothing but a fundamental theorem of ancient Greek geometry.

(v) An important example of an infinite ensemble is provided by the representation of an arbitrary wave as the envelope of a continuous family of spherical waves. A finite subset of spheres can be used as an approximation to the infinite family. Then, discrete snapshots of time evolution of sphere wave packets represent a FLT-covariant ensemble of cycles [3]. Further physical applications of FLT-invariant ensembles may be looked at [28].

One can easily note that the above parametrisations of some objects by ensembles of cycles are not necessary unique. Naturally, two ensembles parametrisating the same object are again connected by FLT-invariant conditions. We presented only one example here, cf. [44].

**Example 4.** Two non-degenerate triples  $\{C_1, C_2, C_3\}$  and  $\{\tilde{C}_1, \tilde{C}_2, \tilde{C}_3\}$  parameterise the same loxodrome as in Ex. 3(ii) if and only if all the following conditions are satisfied:

- (i) Pairs  $\{C_2, C_3\}$  and  $\{\tilde{C}_2, \tilde{C}_3\}$  span the same hyperbolic pencil. That is cycles  $\tilde{C}_2$  and  $\tilde{C}_3$  are linear combinations of  $C_2$  and  $C_3$  and vice versa.
- (ii) Pairs  $\{C_2, C_3\}$  and  $\{\tilde{C}_2, \tilde{C}_3\}$  have the same normalised cycle product (7):

$$(14) \quad [C_2, C_3] = [\tilde{C}_2, \tilde{C}_3].$$

(iii) The elliptic-hyperbolic identity holds:

$$(15) \quad \frac{\operatorname{arccosh} [C_j, \tilde{C}_j]}{\operatorname{arccosh} [C_2, C_3]} \equiv \frac{1}{2\pi} \arccos [C_1, \tilde{C}_1] \pmod{1},$$

where  $j$  is either 2 or 3.

Various triples of cycles parametrisating the same loxodrome are animated on Fig. 1.

The respective equivalence relation for parametrisation of Poincaré extension from Ex. 3(i) is provided in [42, Prop. 12]. These examples suggest that one can expand the subject and applicability of Möbius–Lie geometry through the following formal definition.

**Definition 5.** Let  $X$  be a set,  $R \subset X \times X$  be an oriented graph on  $X$  and  $f$  be a function on  $R$  with values in FLT-invariant relations from § 3.1. Then  $(R, f)$ -ensemble is a collection of cycles  $\{C_j\}_{j \in X}$  such that

$$C_i \text{ and } C_j \text{ are in the relation } f(i, j) \text{ for all } (i, j) \in R.$$

For a fixed FLT-invariant equivalence relations  $\sim$  on the set  $\mathcal{E}$  of all  $(R, f)$ -ensembles, the extended Möbius–Lie geometry studies properties of cosets  $\mathcal{E}/\sim$ .

This definition can be suitably modified for

- (i) ensembles with relations of more than two cycles; and/or
- (ii) ensembles parametrised by continuous sets  $X$ , cf. wave envelopes in Ex. 3(v).



FIGURE 1. Animated graphics of equivalent three-cycle parametrisations of a loxodrome. The green cycle is  $C_1$ , two red circles are  $C_2$  and  $C_3$ .

The above extension was developed along with the realisation the library **figure** within the *functional programming* framework. More specifically, an object from the **class figure** stores defining relations, which link new cycles to the previously introduced ones. This also may be treated as classical geometric compass-and-straightedge constructions, where new lines or circles are drawn through already existing elements. If requested, an explicit evaluation of cycles' parameters from this data may be attempted.

To avoid “chicken or the egg” dilemma all cycles are stored in a hierarchical structure of generations, numbered by integers. The basic principles are:

- (i) Any explicitly defined cycle (i.e., a cycle which is not related to any previously known cycle) is placed into generation-0;
- (ii) Any new cycle defined by relations to *previous* cycles from generations  $k_1, k_2, \dots, k_n$  is placed to the generation  $k$  calculated as:

$$(16) \quad k = \max(k_1, k_2, \dots, k_n) + 1.$$

This rule does not forbid a cycle to have a relation to itself, e.g. isotropy (self-orthogonality) condition  $\langle C, C \rangle = 0$ , which specifies point-like cycles, cf. relation (iii) in § 3.1. In fact, this is the only allowed type of relations to cycles in the same (not even speaking about younger) generations.

There are the following alterations of the above rules:

- (i) From the beginning, every figure has two pre-defined cycles: the real line (hyperplane)  $C_{\mathbb{R}}$ , and the zero radius cycle at infinity  $C_{\infty} = (0, 0, 1)$ . These cycles are required for relations (i) and (ii) from the previous subsection. As predefined cycles,  $C_{\mathbb{R}}$  and  $C_{\infty}$  are placed in negative-numbered generations defined by the macros *REAL\_LINE\_GEN* and *INFINITY\_GEN*.
- (ii) If a point is added to generation-0 of a figure, then it is represented by a zero-radius cycle with its centre at the given point. Particular parameter of such cycle dependent on the used metric, thus this cycle is not considered

as explicitly defined. Thereafter, the cycle shall have some parents at a negative-numbered generation defined by the macro *GHOST\_GEN*.

A figure can be in two different modes: *freeze* or *unfreeze*, the second is default. In the *unfreeze* mode an addition of a new cycle by its relation prompts an evaluation of its parameters. If the evaluation was successful then the obtained parameters are stored and will be used in further calculations for all children of the cycle. Since many relations (see the previous Subsection) are connected to quadratic equation (8), the solutions may come in pairs. Furthermore, if the number or nature of conditions is not sufficient to define the cycle uniquely (up to natural quadratic multiplicity), then the cycle will depend on a number of free (symbolic) variable.

There is a macro-like tool, which is called **subfigure**. Such a **subfigure** is a **figure** itself, such that its inner hierarchy of generations and relations is not visible from the current **figure**. Instead, some cycles (of any generations) of the current **figure** are used as predefined cycles of generation-0 of **subfigure**. Then only one dependent cycle of **subfigure**, which is known as result, is returned back to the current **figure**. The generation of the result is calculated from generations of input cycles by the same formula (16).

There is a possibility to test certain conditions (“are two cycles orthogonal?”) or measure certain quantities (“what is their intersection angle?”) for already defined cycles. In particular, such methods can be used to prove geometrical statements according to the Cartesian programme, that is replacing the synthetic geometry by purely algebraic manipulations.

**Example 6.** As an elementary demonstration, let us prove that if a cycle  $r$  is orthogonal to a circle  $a$  at the point  $C$  of its contact with a tangent line  $l$ , then  $r$  is also orthogonal to the line  $l$ . To simplify setup we assume that  $a$  is the unit circle. Here is the Python code:

```

1 F=figure ()
2 a=F.add_cycle (cycle2D (1,[0,0],-1),"a")
3 l=symbol ("l")
4 C=symbol ("C")
5 F.add_cycle_rel ([is_tangent_i(a),is_orthogonal(F.get_infinity()),only_reals(1)],1)
6 F.add_cycle_rel ([is_orthogonal(C),is_orthogonal(a),is_orthogonal(l),only_reals(C)],C)
7 r=F.add_cycle_rel ([is_orthogonal(C),is_orthogonal(a)],"r")
8 Res=F.check_rel (l,r,"cycle_orthogonal")
9 for i in range (len (Res)):
10     print "Tangent and radius are orthogonal: %s" %\
11         bool (Res [i].subs (pow (cos (wild (0)),2)==1-pow (sin (wild (0)),2)).normal ())

```

The first line creates an empty figure  $F$  with the default euclidean metric. The next line explicitly uses parameters  $(1, 0, 0, -1)$  of  $a$  to add it to  $F$ . Lines 3–4 define symbols  $l$  and  $C$ , which are needed because cycles with these labels are defined in lines 5–6 through some relations to themselves and the cycle  $a$ . In both cases we want to have cycles with real coefficients only and  $C$  is additionally self-orthogonal (i.e. is a zero-radius). Also,  $l$  is orthogonal to infinity (i.e. is a line) and  $C$  is orthogonal to  $a$  and  $l$  (i.e. is their common point). The tangency condition for  $l$  and self-orthogonality of  $C$  are both quadratic relations. The former has two solutions each depending on one real parameter, thus line  $l$  has two instances. Correspondingly, the point of contact  $C$  and the orthogonal cycle  $r$  through  $C$  (defined in line 7) each have two instances as well. Finally, lines 8–11 verify that every instance of  $l$  is orthogonal to the respective instance of  $r$ , this is assisted by the trigonometric substitution  $\cos^2(*) = 1 - \sin^2(*)$  used for parameters of  $l$  in line 11. The output predictably is:

```

Tangent and circle r are orthogonal: True
Tangent and circle r are orthogonal: True

```

An original statement proved by the library **figure** for the first time will be considered in the next Section.

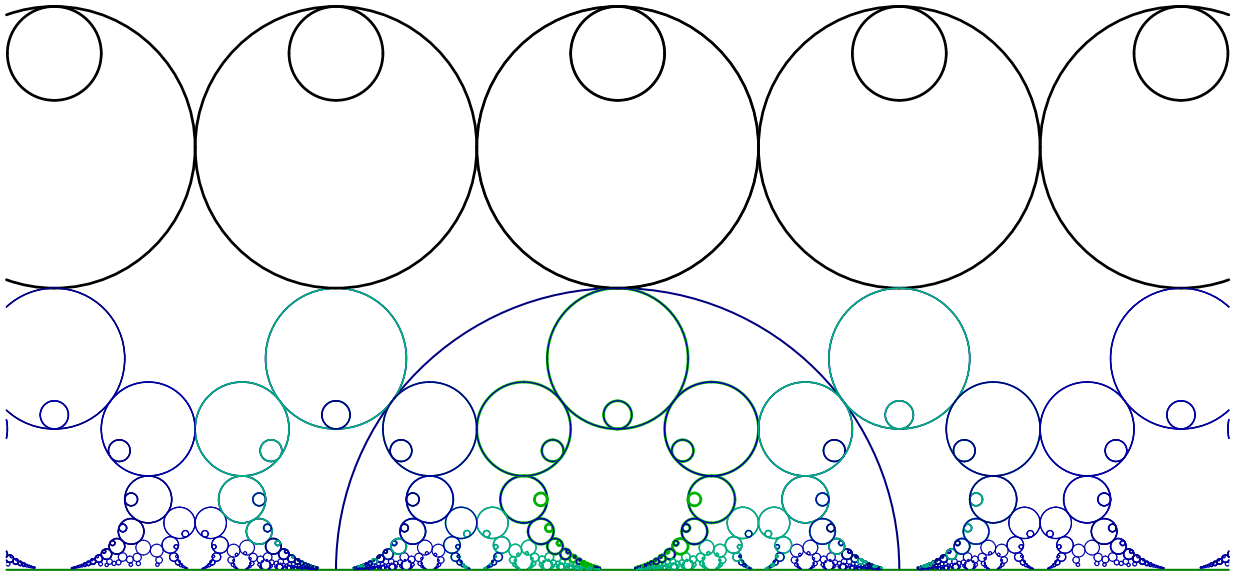


FIGURE 2. Action of the modular group on the upper half-plane.




FIGURE 3. An example of Apollonius problem in three dimensions.

#### 4. MATHEMATICAL USAGE OF THE LIBRARY

The developed library **figure** has several different uses:

- It is easy to produce high-quality illustrations, which are fully-accurate in mathematical sense. The user is not responsible for evaluation of cycles' parameters, all computations are done by the library as soon as the figure is defined in terms of few geometrical relations. This is especially helpful for complicated images which may contain thousands of interrelated cycles. See Escher-like Fig. 2 which shows images of two circles under the modular group action [56, § 14.4], cf. A.3.
- The package can be used for computer experiments in Möbius–Lie geometry. There is a possibility to create an arrangement of cycles depending on one or several parameters. Then, for particular values of those parameters certain conditions, e.g. concurrency of cycles, may be numerically tested or graphically visualised. It is possible to create animations with gradual change of the parameters, which are especially convenient for illustrations, see Fig. 5 and [40].

- Since the library is based on the GiNaC system, which provides a symbolic computation engine, there is a possibility to make fully automatic proofs of various statements in Möbius–Lie geometry. Usage of computer-supported proofs in geometry is already an established practice [36, 49] and it is naturally to expect its further rapid growth.
- Last but not least, the combination of classical beauty of Lie sphere geometry and modern computer technologies is a useful pedagogical tool to widen interest in mathematics through visual and hands-on experience.

Computer experiments are especially valuable for Lie geometry of indefinite or nilpotent metrics since our intuition is not elaborated there in contrast to the Euclidean space [30, 33, 34]. Some advances in the two-dimensional space were achieved recently [36, 48], however further developments in higher dimensions are still awaiting their researchers.

As a non-trivial example of automated proof accomplished by the **figure** library for the first time, we present a FLT-invariant version of the classical nine-point theorem [13, § 1.8; 50, § I.1], cf. Fig. 4(a):

**Theorem 7** (Nine-point cycle). *Let  $ABC$  be an arbitrary triangle with the orthocenter (the points of intersection of three altitudes)  $H$ , then the following nine points belongs to the same cycle, which may be a circle or a hyperbola:*

- (i) *Foots of three altitudes, that is points of pair-wise intersections  $AB$  and  $CH$ ,  $AC$  and  $BH$ ,  $BC$  and  $AH$ .*
- (ii) *Midpoints of sides  $AB$ ,  $BC$  and  $CA$ .*
- (iii) *Midpoints of intervals  $AH$ ,  $BH$  and  $CH$ .*

There are many further interesting properties, e.g. nine-point circle is externally tangent to that triangle three excircles and internally tangent to its incircle as it seen from Fig. 4(a).

To adopt the statement for cycles geometry we need to find a FLT-invariant meaning of the midpoint  $A_m$  of an interval  $BC$ , because the equality of distances  $BA_m$  and  $A_mC$  is not FLT-invariant. The definition in cycles geometry can be done by either of the following equivalent relations:

- The midpoint  $A_m$  of an interval  $BC$  is defined by the cross-ratio  $\frac{BA_m}{CA_m} : \frac{BI}{CI} = 1$ , where  $I$  is the point at infinity.
- We construct the midpoint  $A_m$  of an interval  $BC$  as the intersection of the interval and the line orthogonal to  $BC$  and to the cycle, which uses  $BC$  as its diameter. The latter condition means that the cycle passes both points  $B$  and  $C$  and is orthogonal to the line  $BC$ .

Both procedures are meaningful if we replace the point at infinity  $I$  by an arbitrary fixed point  $N$  of the plane. In the second case all lines will be replaced by cycles passing through  $N$ , for example the line through  $B$  and  $C$  shall be replaced by a cycle through  $B$ ,  $C$  and  $N$ . If we similarly replace “lines” by “cycles passing through  $N$ ” in Thm. 7 it turns into a valid FLT-invariant version, cf. Fig. 4(b). Some additional properties, e.g. the tangency of the nine-points circle to the ex-/in-circles, are preserved in the new version as well. Furthermore, we can illustrate the connection between two versions of the theorem by an animation, where the infinity is transformed to a finite point  $N$  by a continuous one-parameter group of FLT, see. Fig. 5 and further examples at [40].

It is natural to test the nine-point theorem in the hyperbolic and the parabolic spaces. Fortunately, it is very easy under the given implementation: we only need to change the defining metric of the point space, this can be done for an already defined figure, see A.5. The corresponding figures Fig. 4(c) and (d) suggest that the hyperbolic version of the theorem is still true in the plain and even FLT-invariant forms. We shall clarify that the hyperbolic version of the Thm. 7 specialises the nine-point conic of a complete quadrilateral [11, 15]: in addition to the existence of this conic, our theorem specifies its type for this particular arrangement as equilateral hyperbola with the vertical axis of symmetry.

The computational power of the package is sufficient not only to hint that the new theorem is true but also to make a complete proof. To this end we define an ensemble of cycles with exactly same interrelations, but populate the generation-0 with points  $A$ ,  $B$  and  $C$  with symbolic coordinates, that is, objects of the GiNaC class **realsymbol**. Thus, the entire figure defined from them will be completely general. Then, we may define the hyperbola passing through three bases of altitudes and check by the symbolic computations that this hyperbola passes another six “midpoints” as well, see A.6 .

In the parabolic space the nine-point Thm. 7 is not preserved in this manner. It is already observed [2, 33–36, 38, 42, 48], that the degeneracy of parabolic metric in the point space requires certain revision of traditional definitions. The parabolic variation of nine-point theorem may prompt some further considerations as well. An expanded discussion of various aspects of the nine-point construction shall be the subject of a separate paper.

## 5. TO DO LIST

The library is still under active development. Along with continuous bug fixing there is an intention to extend both functionality and usability. Here are several nearest tasks planned so far:

- Expand class **subfigure** in way suitable for encoding loxodromes and other objects of an extended Möbius–Lie geometry [42, 44].
- Add non-point transformations, extending the package to Lie sphere geometry.
- Add a method which will apply a FLT to the entire figure.
- Provide an effective parametrisation of solutions of a single quadratics condition.
- Expand drawing facilities in three dimensions to hyperboloids and paraboloids.
- Create Graphical User Interface which will open the library to users without programming skills.

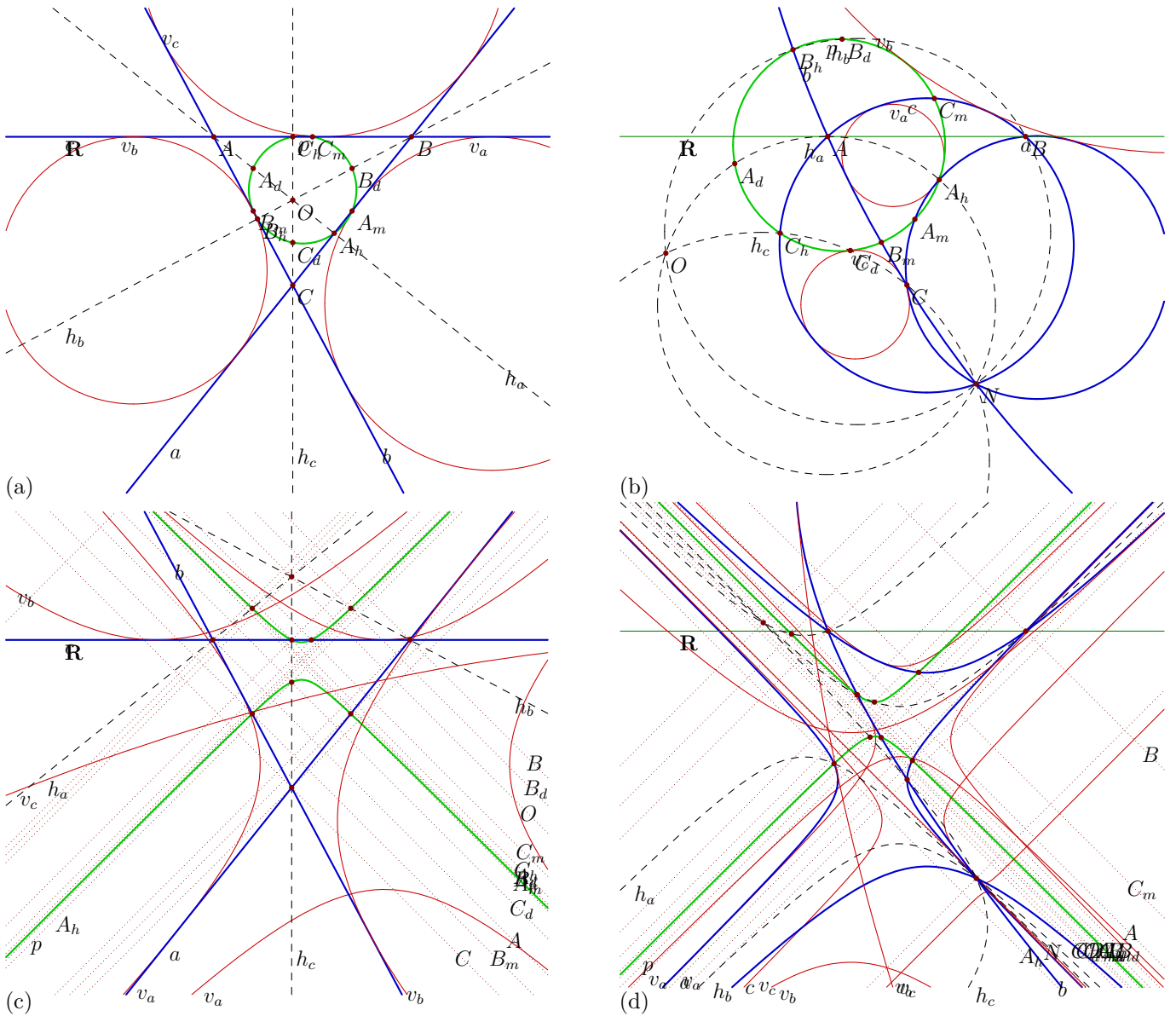


FIGURE 4. The illustration of the conformal nine-points theorem. The left column is the statement for a triangle with straight sides (the point  $N$  is at infinity), the right column is its conformal version (the point  $N$  is at the finite part). The first row show the elliptic point space, the second row—the hyperbolic point space. Thus, the top-left picture shows the traditional theorem, three other pictures—its different modifications.

- Investigate cloud computing options which can free a user from the burden of installation.

Being an open-source project the library is open for contributions and suggestions of other developers and users.

ACKNOWLEDGEMENT

I am grateful to Prof. Jay P. Fillmore for stimulating discussion, which enriched the library **figure**. Cameron Kumar wrote [cycle3D-visualiser](#).

FIGURE 5. Animated transition between the classical and conformal versions of the nine-point theorem. Use control buttons to activate it. You may need Adobe Acrobat Reader for this feature.

#### REFERENCES

- [1] F. Almalki and V. V. Kisil. Geometric dynamics of a harmonic oscillator, non-admissible mother wavelets and squeezed states:23, 2018. E-print: [arXiv:1805.01399](https://arxiv.org/abs/1805.01399). ↑6
- [2] D. E. Barrett and M. Bolt. Laguerre arc length from distance functions. *Asian J. Math.*, **14** (2):213–233, 2010. ↑12
- [3] H. Bateman. *The mathematical analysis of electrical and optical wave-motion on the basis of Maxwell's equations*. Dover Publications, Inc., New York, 1955. ↑8
- [4] C. Bauer, A. Frink, and R. Kreckel. Introduction to the GiNaC framework for symbolic computation within the C++ programming language. *J. Symbolic Computation*, **33** (1):1–12, 2002. Web: <http://www.ginac.de/>. E-print: [arXiv:cs/0004015](https://arxiv.org/abs/cs/0004015). ↑3
- [5] A. F. Beardon. *The geometry of discrete groups*. Graduate Texts in Mathematics, vol. 91. Springer-Verlag, New York, 1995. Corrected reprint of the 1983 original. ↑8
- [6] A. F. Beardon and I. Short. A geometric representation of continued fractions. *Amer. Math. Monthly*, **121** (5):391–402, 2014. ↑3, 8
- [7] W. Benz. *Classical geometries in modern contexts. Geometry of real inner product spaces*. Birkhäuser Verlag, Basel, Second edition, 2007. ↑3, 5
- [8] W. Benz. A fundamental theorem for dimension-free Möbius sphere geometries. *Aequationes Math.*, **76** (1–2):191–196, 2008. ↑5
- [9] A. I. Bobenko and W. K. Schief. Circle complexes and the discrete CKP equation. *Int. Math. Res. Not. IMRN*, **5**:1504–1561, 2017. ↑8
- [10] T. E. Cecil. *Lie sphere geometry: With applications to submanifolds*. Universitext. Springer, New York, Second, 2008. ↑3, 5
- [11] Z. Cerin and G. M. Gianella. On improvements of the butterfly theorem. *Far East J. Math. Sci. (FJMS)*, **20** (1):69–85, 2006. ↑12
- [12] J. Cnops. *An introduction to Dirac operators on manifolds*. Progress in Mathematical Physics, vol. 24. Birkhäuser Boston Inc., Boston, MA, 2002. ↑3, 5
- [13] H. S. M. Coxeter and S. L. Greitzer. *Geometry revisited*. Random House, New York, 1967. Zbl0166.16402. ↑12
- [14] R. Delanghe, F. Sommen, and V. Souček. *Clifford algebra and spinor-valued functions. A function theory for the Dirac operator*. Mathematics and its Applications, vol. 53. Kluwer Academic Publishers Group, Dordrecht, 1992. Related REDUCE software by F. Brackx and D. Constaes, With 1 IBM-PC floppy disk (3.5 inch). ↑5
- [15] M. DeVilliers. The nine-point conic: a rediscovery and proof by computer. *International Journal of Mathematical Education in Science and Technology*, **37** (1):7–14, 2006. ↑12



- [16] L. Dorst, C. Doran, and J. Lasenby (eds.) *Applications of geometric algebra in computer science and engineering*. Birkhäuser Boston, Inc., Boston, MA, 2002. Papers from the conference (AGACSE 2001) held at Cambridge University, Cambridge, July 9–13, 2001. ↑3
- [17] J. P. Fillmore and A. Springer. Möbius groups over general fields using Clifford algebras associated with spheres. *Internat. J. Theoret. Phys.*, **29** (3):225–246, 1990. ↑3, 5, 6
- [18] J. P. Fillmore and A. Springer. Determining circles and spheres satisfying conditions which generalize tangency, 2000. preprint, <http://www.math.ucsd.edu/~fillmore/papers/2000LGalgorithm.pdf>. ↑5, 6, 7, 29, 30, 31, 88
- [19] GNU. *General Public License (GPL)*. Free Software Foundation, Inc., Boston, USA, version 3, 2007. URL: <http://www.gnu.org/licenses/gpl.html>. ↑3, 124
- [20] N. A. Gromov. Possible quantum kinematics. II. Nonminimal case. *J. Math. Phys.*, **51** (8):083515, 12, 2010. ↑5
- [21] N. A. Gromov and V. V. Kuratov. Possible quantum kinematics. *J. Math. Phys.*, **47** (1):013502, 9, 2006. ↑5
- [22] N. A. Gromov. *Контракции Классических и Квантовых Групп. [contractions of classic and quantum groups]*. Moskva: Fizmatlit, 2012. ↑5
- [23] A. Hammerlindl, J. Bowman, and T. Prince. *Asymptote—powerful descriptive vector graphics language for technical drawing, inspired by MetaPost*, 2004. URL: <http://asymptote.sourceforge.net/>. ↑6, 25, 33, 37
- [24] F. J. Herranz and M. Santander. Conformal compactification of spacetimes. *J. Phys. A*, **35** (31):6619–6629, 2002. E-print: [arXiv:math-ph/0110019](https://arxiv.org/abs/math-ph/0110019). ↑5
- [25] D. Hestenes. *Space-time algebra*. Birkhäuser/Springer, Cham, Second, 2015. With a foreword by Anthony Lasenby. ↑3, 5
- [26] D. Hestenes and G. Sobczyk. *Clifford algebra to geometric calculus. A unified language for mathematics and physics*. Fundamental Theories of Physics. D. Reidel Publishing Co., Dordrecht, 1984. ↑3, 5
- [27] D. Hildenbrand. *Foundations of geometric algebra computing*. Geometry and Computing, vol. 8. Springer, Heidelberg, 2013. With a foreword by Alyn Rockwood. ↑3
- [28] H. A. Kastrup. On the advancements of conformal transformations and their associated symmetries in geometry and theoretical physics. *Annalen der Physik*, **17** (9–10):631–690, 2008. E-print: [arXiv:0808.2730](https://arxiv.org/abs/0808.2730). ↑8
- [29] A. A. Kirillov. *A tale of two fractals*. Springer, New York, 2013. Draft: <http://www.math.upenn.edu/~kirillov/MATH480-F07/ta.pdf>. ↑3, 5
- [30] V. V. Kisil. Erlangen program at large—0: Starting with the group  $SL_2(\mathbf{R})$ . *Notices Amer. Math. Soc.*, **54** (11):1458–1465, 2007. E-print: [arXiv:math/0607387](https://arxiv.org/abs/math/0607387), On-line. Zbl1137.22006. ↑3, 5, 12, 17, 24, 25
- [31] V. V. Kisil. Fillmore-Springer-Cnops construction implemented in GiNaC. *Adv. Appl. Clifford Algebr.*, **17** (1):59–70, 2007. On-line. A more recent version: E-print: [arXiv:cs.MS/0512073](https://arxiv.org/abs/cs.MS/0512073). The latest documentation, source files, and live ISO image are at the project page: <http://moebinv.sourceforge.net/>. Zbl05134765. ↑3, 4, 6
- [32] V. V. Kisil. Two-dimensional conformal models of space-time and their compactification. *J. Math. Phys.*, **48** (7):073506, 8, 2007. E-print: [arXiv:math-ph/0611053](https://arxiv.org/abs/math-ph/0611053). Zbl1144.81368. ↑5
- [33] V. V. Kisil. Erlangen program at large—2: Inventing a wheel. The parabolic one. *Zb. Pr. Inst. Mat. NAN Ukr. (Proc. Math. Inst. Ukr. Ac. Sci.)*, **7** (2):89–98, 2010. E-print: [arXiv:0707.4024](https://arxiv.org/abs/0707.4024). ↑12
- [34] V. V. Kisil. Erlangen program at large—1: Geometry of invariants. *SIGMA, Symmetry Integrability Geom. Methods Appl.*, **6** (076):45, 2010. E-print: [arXiv:math.CV/0512416](https://arxiv.org/abs/math.CV/0512416). MR2011i:30044. Zbl1218.30136. ↑3, 5, 12, 20
- [35] V. V. Kisil. Erlangen Programme at Large 3.2: Ladder operators in hypercomplex mechanics. *Acta Polytechnica*, **51** (4):44–53, 2011. E-print: [arXiv:1103.1120](https://arxiv.org/abs/1103.1120). ↑12
- [36] V. V. Kisil. *Geometry of Möbius transformations: Elliptic, parabolic and hyperbolic actions of  $SL_2(\mathbf{R})$* . Imperial College Press, London, 2012. Includes a live DVD. Zbl1254.30001. ↑3, 5, 12, 17, 24, 25, 33, 35, 37, 39, 51, 88, 116
- [37] V. V. Kisil. Is commutativity of observables the main feature, which separate classical mechanics from quantum?. *Известия Коммунального центра УрО РАН [Izvestiya Komi nauchnogo centra UrO RAN]*, **3** (11):4–9, 2012. E-print: [arXiv:1204.1858](https://arxiv.org/abs/1204.1858). ↑5
- [38] V. V. Kisil. Induced representations and hypercomplex numbers. *Adv. Appl. Clifford Algebras*, **23** (2):417–440, 2013. E-print: [arXiv:0909.4464](https://arxiv.org/abs/0909.4464). Zbl1269.30052. ↑5, 12
- [39] V. V. Kisil. An extension of Lie spheres geometry with conformal ensembles of cycles and its implementation in a GiNaC library, 2014. E-print: [arXiv:1512.02960](https://arxiv.org/abs/1512.02960). Project page: <http://moebinv.sourceforge.net/>. ↑33
- [40] V. V. Kisil. *MoebInv illustrations*, 2015. YouTube playlist. ↑11, 12
- [41] V. V. Kisil. Remark on continued fractions, Möbius transformations and cycles. *Известия Комунального центра УрО РАН [Izvestiya Komi nauchnogo centra UrO RAN]*, **25** (1):11–17, 2016. E-print: [arXiv:1412.1457](https://arxiv.org/abs/1412.1457), on-line. ↑3, 5, 8
- [42] V. V. Kisil. Poincaré extension of Möbius transformations. *Complex Variables and Elliptic Equations*, **62** (9):1221–1236, 2017. E-print: [arXiv:1507.02257](https://arxiv.org/abs/1507.02257). ↑3, 5, 8, 12
- [43] V. V. Kisil. Symmetry, geometry, and quantization with hypercomplex numbers. *Geometry, Integrability and Quantization*, **18**:11–76, 2017. E-print: [arXiv:1611.05650](https://arxiv.org/abs/1611.05650). ↑5
- [44] V. V. Kisil and J. Reid. Conformal parametrisation of loxodromes by triples of circles, 2018. E-print: [arXiv:1802.01864](https://arxiv.org/abs/1802.01864). ↑3, 5, 6, 8, 12
- [45] B. G. Konopelchenko and W. K. Schief. Menelaus’ theorem, Clifford configurations and inversive geometry of the Schwarzian KP hierarchy. *J. Phys. A*, **35** (29):6125–6144, 2002. ↑8
- [46] B. G. Konopelchenko and W. K. Schief. Reciprocal figures, graphical statics, and inversive geometry of the Schwarzian BKP hierarchy. *Stud. Appl. Math.*, **109** (2):89–124, 2002. ↑8
- [47] B. G. Konopelchenko and W. K. Schief. Conformal geometry of the (discrete) Schwarzian Davey-Stewartson II hierarchy. *Glasg. Math. J.*, **47** (A):121–131, 2005. ↑8
- [48] K. A. Mustafa. The groups of two by two matrices in double and dual numbers and associated Möbius transformations. *ArXiv e-prints: 1707.01349*, July 2017. E-print: [arXiv:1707.01349](https://arxiv.org/abs/1707.01349). ↑5, 12
- [49] P. Pech. *Selected topics in geometry with classical vs. computer proving*. World Scientific Publishing Co. Pte. Ltd., Hackensack, NJ, 2007. ↑12
- [50] D. Pedoe. *Circles: A mathematical view*. MAA Spectrum. Mathematical Association of America, Washington, DC, 1995. Revised reprint of the 1979 edition, With a biographical appendix on Karl Feuerbach by Laura Guggenbuhl. ↑3, 5, 12
- [51] I. R. Porteous. *Clifford algebras and the classical groups*. Cambridge Studies in Advanced Mathematics, vol. 50. Cambridge University Press, Cambridge, 1995. ↑5
- [52] N. Ramsey. Literate programming simplified. *IEEE Software*, **11** (5):97–105, 1994. Noweb — A Simple, Extensible Tool for Literate Programming. URL: <http://www.eecs.harvard.edu/~nr/noweb/>. ↑33
- [53] W. K. Schief and B. G. Konopelchenko. A novel generalization of Clifford’s classical point-circle configuration. Geometric interpretation of the quaternionic discrete Schwarzian Kadomtsev-Petviashvili equation. *Proc. R. Soc. Lond. Ser. A Math. Phys. Eng. Sci.*, **465** (2104):1291–1308, 2009. ↑8



- [54] H. Schwerdtfeger. *Geometry of complex numbers: Circle geometry, Moebius transformation, non-Euclidean geometry*. Dover Books on Advanced Mathematics. Dover Publications Inc., New York, 1979. A corrected reprinting of the 1962 edition. ↑[3](#), [5](#)
- [55] B. Simon. *Szegő's theorem and its descendants. Spectral theory for  $L^2$  perturbations of orthogonal polynomials*. M. B. Porter Lectures. Princeton University Press, Princeton, NJ, 2011. ↑[3](#), [5](#)
- [56] I. Stewart and D. Tall. *Algebraic number theory and Fermat's last theorem*. A K Peters, Ltd., Natick, MA, Third, 2002. ↑[11](#), [20](#)
- [57] J. Vince. *Geometric algebra for computer graphics*. Springer-Verlag London, Ltd., London, 2008. ↑[3](#)
- [58] I. M. Yaglom. *A simple non-Euclidean geometry and its physical basis*. Heidelberg Science Library. Springer-Verlag, New York, 1979. Translated from the Russian by Abe Shenitzer, with the editorial assistance of Basil Gordon. ↑[5](#)

## APPENDIX A. EXAMPLES OF USAGE

This section presents several examples, which may be used for quick start. We begin with very elementary one, but almost all aspects of the library usage will be illustrated by the end of this section. See the beginning of Section B for installation advise. The collection of these programmes is also serving as a test suit for the library.

17a `<separating chunk 17a>≡` 18a>

A.1. **Hello, Cycle!** This is a minimalist example showing how to obtain a simple drawing of cycles in non-Euclidean geometry. Of course, we are starting from the library header file.

17b `<hello-cycle.cpp 17b>≡` 17d>  
`<license 124>`  
`#include "figure.h"`  
`<using all namespaces 17c>`  
`int main(){`

Defines:

`main`, used in chunk 89d.

Uses `figure` 17d 24b 33a 33c 39d 50a 51d 76a 81a 83b 83c 86b 87c 99c 100b 100d 101a 102a 104b 105b 107a 108a 108b 108c 111a 111c 112b.

To save keystrokes, we use the following **namespaces**.

17c `<using all namespaces 17c>≡` (17b 18b 20a 22a 23g 28f 29c 31a)  
`using namespace std;`  
`using namespace GiNaC;`  
`using namespace MoebInv;`

Defines:

`MoebInv`, used in chunks 43b and 53a.

We declare the figure  $F$  which will be constructed with the default elliptic metric in two dimensions.

17d `<hello-cycle.cpp 17b>+≡` <17b 17e>  
`figure F;`

Defines:

`figure`, used in chunks 17, 18, 20a, 22–24, 28f, 29c, 31a, 38, 46, 47c, 49, 51a, 53, 67, 76–85, 87, 88, 96d, 98–101, 107e, 109, 110, 112, 114, and 120b.

Next we define a couple of points  $A$  and  $B$ . Every point is added to  $F$  by giving its explicit coordinates as a `lst` and a string, which will be used to label the point. The returned value is a `GiNaC` expression of `symbol` class, which will be used as a key of the respective point. All points are added to the zero generation.

17e `<hello-cycle.cpp 17b>+≡` <17d 17f>  
`ex A=F.add_point(lst{-1,.5},"A");`  
`ex B=F.add_point(lst{1,1.5},"B");`

Defines:

`add_point`, used in chunks 18d and 24f.

Uses `ex` 42e 48e 48e 48e 54a.

Now we add a “line” in the Lobachevsky half-plane. It passes both points  $A$  and  $B$  and is orthogonal to the real line. The real line and the point at infinity were automatically added to  $F$  at its initialisation. The real line is accessible as `F.get_real_line()` method in `figure` class. A cycle passes a point if it is orthogonal to the cycle defined by this point. Thus, the line is defined through a list of three orthogonalities [30; 36, Defn. 6.1] (other pre-defined relations between cycles are listed in Section C). We also supply a string to label this cycle. The returned valued is a `symbol`, which is a key for this cycle.

17f `<hello-cycle.cpp 17b>+≡` <17e 17g>  
`ex a=F.add_cycle_rel(lst{is_orthogonal(A),is_orthogonal(B),is_orthogonal(F.get_real_line())},"a");`

Defines:

`add_cycle_rel`, used in chunks 18, 21–23, 25, 26, 30, 32, 84, 85, 120, and 121a.

`get_real_line`, used in chunk 18e.

Uses `ex` 42e 48e 48e 48e 54a and `is_orthogonal` 24g 39e.

Now, we draw our figure to a file. Its format (e.g. EPS, PDF, PNG, etc.) is determined by your default `Asymptotetettings`. This can be overwritten if a format is explicitly requested, see examples below. The output is shown at Figure 6.

17g `<hello-cycle.cpp 17b>+≡` <17f  
`F.asy_write(300,-3,3,-3,3,"lobachevsky-line");`  
`return 0;`  
`}`

Defines:

`asy_write`, used in chunks 27 and 30d.

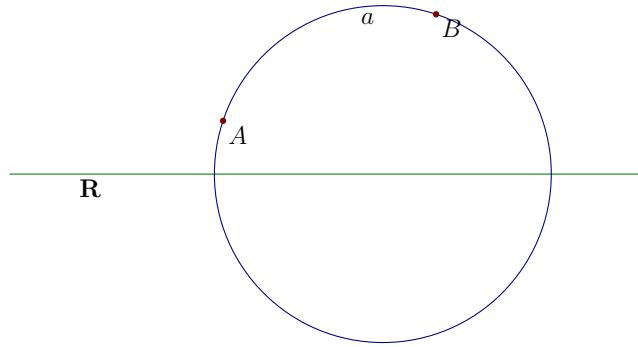


FIGURE 6. Lobachevsky line.

18a `<separating chunk 17a>+≡` `<17a 19b>`

A.2. **Animated cycle.** We use the similar construction to make an animation.

18b `<hello-cycle-anim.cpp 18b>≡` `18c>`  
`<license 124>`  
`#include "figure.h"`  
`<using all namespaces 17c>`  
`int main(){`

Defines:

`main`, used in chunk 89d.

Uses `figure 17d 24b 33a 33c 39d 50a 51d 76a 81a 83b 83c 86b 87c 99c 100b 100d 101a 102a 104b 105b 107a 108a 108b 108c 111a 111c 112b`.

It is preferable to *freeze* a figure with a symbolic parameter in order to avoid useless but expensive symbolic computations. It will be automatically *unfreeze* by *asy\_animate* method below.

18c `<hello-cycle-anim.cpp 18b>+≡` `<18b 18d>`  
`figure F=figure().freeze();`  
`symbol t("t");`

Defines:

`freeze`, used in chunk 27e.

`unfreeze`, used in chunk 105d.

Uses `figure 17d 24b 33a 33c 39d 50a 51d 76a 81a 83b 83c 86b 87c 99c 100b 100d 101a 102a 104b 105b 107a 108a 108b 108c 111a 111c 112b`.

This time the point *A* on the figure depends from the above parameter *t* and the point *B* is fixed as before.

18d `<hello-cycle-anim.cpp 18b>+≡` `<18c 18e>`  
`ex A=F.add_point(lst{-1*t,.5*t+.5},"A");`  
`ex B=F.add_point(lst{1,1.5},"B");`

Uses `add_point 17e 24d 34a 81b 81c` and `ex 42e 48e 48e 48e 54a`.

The Lobachevsky line *a* is defined exactly as in the previous example but is implicitly (through *A*) depending on *t* now.

18e `<hello-cycle-anim.cpp 18b>+≡` `<18d 18f>`  
`ex a=F.add_cycle_rel(lst{is_orthogonal(A),is_orthogonal(B),is_orthogonal(F.get_real_line())},"a");`

Uses `add_cycle_rel 17f 24g 34c 84b`, `ex 42e 48e 48e 48e 54a`, `get_real_line 17f 50g`, and `is_orthogonal 24g 39e`.

The new straight line *b* is defined as a cycle passing (orthogonal to) the point at infinity. It is accessible by *get\_infinity* method.

18f `<hello-cycle-anim.cpp 18b>+≡` `<18e 18g>`  
`ex b=F.add_cycle_rel(lst{is_orthogonal(A),is_orthogonal(B),is_orthogonal(F.get_infinity())},"b");`

Defines:

`get_infinity`, used in chunks 22d, 23e, and 30c.

Uses `add_cycle_rel 17f 24g 34c 84b`, `ex 42e 48e 48e 48e 54a`, and `is_orthogonal 24g 39e`.

Now we define the set of values for the parameter *t* which will be used for substitution into the figure.

18g `<hello-cycle-anim.cpp 18b>+≡` `<18f 19a>`  
`lst val;`  
`for (int i=0; i<40; ++i)`  
`val.append(t≡numeric(i+2,30));`

Uses `numeric 24a`.

Finally animations in different formats are created similarly to the static picture from the previous example.

```
19a <hello-cycle-anim.cpp 18b>+≡ <18g
    F.asy_animate(val,500,-2.2,3,-2,2,"lobachevsky-anim","mng");
    F.asy_animate(val,300,-2.2,3,-2,2,"lobachevsky-anim","pdf");
    return 0;
}
```

Defines:

`asy_animate`, used in chunk 28b.

The second command creates two files: `lobachevsky-anim.pdf` and `_lobachevsky-anim.pdf` (notice the underscore (`_`) in front of the file name, which makes the difference). The former is a stand-alone PDF file containing the desired animation. The latter may be embedded into another PDF document as shown on Fig. 7. To this end the  $\text{\LaTeX}$  file need to have the command

```
\usepackage{animate}
```

in its preamble. To include the animation we use the command:

```
\animategraphics[controls]{50}{_lobachevsky-anim}{}{}
```

More options can be found in the [documentation of animate package](#). Finally, the  $\text{\LaTeX}$  file need to be compiled with the `pdf $\text{\LaTeX}$`  command.

FIGURE 7. Animated Lobachevsky line: use the control buttons to run the animation. You may need Adobe Acrobat Reader for this feature.

```
19b <separating chunk 17a>+≡ <18a 21f>
```

**A.3. An illustration of the modular group action.** The library allows to build figures out of cycles which are obtained from each other by means of FLT. We are going to illustrate this by the action of the modular group  $SL_2(\mathbb{Z})$  on a single circle [56, § 14.4]. We repeatedly apply FLT  $T = \begin{pmatrix} 1 & 1 \\ 0 & 1 \end{pmatrix}$  for translations and  $S = \begin{pmatrix} 0 & -1 \\ 1 & 0 \end{pmatrix}$  for the inversion in the unit circle.

Here is the standard start of a programme with some additional variables being initialised.

```
20a <modular-group.cpp 20a>≡ 20b>
    <license 124>
    #include "figure.h"
    <using all namespaces 17c>
    int main(){
        char buffer [50];
        int steps=3, trans=15;
        double epsilon=0.00001; // square of radius for a circle to be ignored
        figure F;
```

Defines:

`main`, used in chunk 89d.

Uses `epsilon` 54a and `figure` 17d 24b 33a 33c 39d 50a 51d 76a 81a 83b 83c 86b 87c 99c 100b 100d 101a 102a 104b 105b 107a 108a 108b 108c 111a 111c 112b.

We will use the metric associated to the figure, it can be extracted by `get_point_metric` method.

```
20b <modular-group.cpp 20a>+≡ <20a 20c>
    ex e=F.get_point_metric();
```

Defines:

`get_point_metric`, used in chunk 77c.

Uses `ex` 42e 48e 48e 48e 54a.

Firstly, we add to the figure an initial cycle and, then, add new generations of its shifts and reflections.

```
20c <modular-group.cpp 20a>+≡ <20b 20d>
    ex a=F.add_cycle(cycle2D(1st{0,numeric(3,2)},e,numeric(1,4)),"a");
    ex c=F.add_cycle(cycle2D(1st{0,numeric(11,6)},e,numeric(1,36)),"c");
    for (int i=0; i<steps;++i) {
```

Uses `add_cycle` 24e 34b 82d, `ex` 42e 48e 48e 48e 54a, and `numeric` 24a.

We want to shift all cycles in the previous generation. Their key are grasped by `get_all_keys` method.

```
20d <modular-group.cpp 20a>+≡ <20c 20e>
    1st L=ex.to<1st>(F.get_all_keys(2*i,2*i));
    if (L.nops() ≡ 0) {
        cout << "Terminate on iteration " << i << endl;
        break;
    }
```

Defines:

`get_all_keys`, used in chunks 21c, 107b, and 108b.

Uses `nops` 51a.

Each cycle with the collected key is shifted horizontally by an integer  $t$  in range  $[-trans, trans]$ . This done by `moebius_transform` relations and it is our responsibility to produce proper Clifford-valued entries to the matrix, see [34, § 2.1] for an advise.

```
20e <modular-group.cpp 20a>+≡ <20d 20f>
    for (const auto& k: L) {
        1st L1=ex.to<1st>(F.get_cycle(k));
        for (auto x: L1) {
            for (int t=-trans; t<=trans;++t) {
                sprintf (buffer, "%s-%dt%d", ex.to<symbol>(k).get_name().c_str(),i,t);
```

Uses `get_cycle` 36g 36h 100c and `k` 52c.

We shift initial cycles by zero in order to have their copies in the this generation.

```
20f <modular-group.cpp 20a>+≡ <20e 21a>
    if ((t ≠ 0 ∨ i ≡ 0)
```

To simplify the picture we are skipping circles whose radii would be smaller than the threshold.

```
21a <modular-group.cpp 20a>+≡ <20f 21b>
    ^ ¬ ((ex_to<cycle>(x).det()-(pow(t,2)-1)*epsilon).evalf(<0>))){
    ex b=F.add_cycle_rel(moebius_transform(k,true,
        lst{dirac_ONE(),t*e.subs(e.op(1).op(0)≡0),0,dirac_ONE()}),buffer);
```

Defines:

`moebius_transform`, never used.

Uses `add_cycle_rel` 17f 24g 34c 84b, `epsilon` 54a, `evalf` 51a, `ex` 42e 48e 48e 48e 54a, `k` 52c, `op` 51a, and `subs` 51a.

We want the colour of a cycle reflect its generation, smaller cycles also need to be drawn by a finer pen. This can be set for each cycle by `set_asy_style` method.

```
21b <modular-group.cpp 20a>+≡ <21a 21c>
    sprintf(buffer, "rgb(0,0,%.2f)+%.3f" ,1-1÷(i+1.),1÷(i+1.5));
    F.set_asy_style(b,buffer);
    }
    }
    }
```

Defines:

`rgb`, used in chunks 21, 25, 26, 29, 30, 37, 38, and 103b.

`set_asy_style`, used in chunks 21d, 25, 26, 29, and 30.

Similarly, we collect all key from the previous generation cycles to make their reflection in the unit circle.

```
21c <modular-group.cpp 20a>+≡ <21b 21d>
    if (i<steps-1)
        L=ex_to<lst>(F.get_all_keys(2*i+1,2*i+1));
    else
        L=lst{};
    for (const auto& k: L) {
        sprintf(buffer, "%ss",ex_to<symbol>(k).get_name().c_str());
```

Uses `get_all_keys` 20d 35b 100a and `k` 52c.

This time we keep things simple and are using `sl2_transform` relation, all Clifford algebra adjustments are taken by the library. The drawing style is setup accordingly.

```
21d <modular-group.cpp 20a>+≡ <21c 21e>
    ex b=F.add_cycle_rel(sl2_transform(k,true,lst{0,-1,1,0}),buffer);
    sprintf(buffer, "rgb(0,0.7,%.2f)+%.3f" ,1-1÷(i+1.),1÷(i+1.5));
    F.set_asy_style(b,buffer);
    }
    }
```

Defines:

`sl2_transform`, never used.

Uses `add_cycle_rel` 17f 24g 34c 84b, `ex` 42e 48e 48e 48e 54a, `k` 52c, `rgb` 21b 25a, and `set_asy_style` 21b 25a 39a.

Finally, we draw the picture. This time we do not want cycles label to appear, thus the last parameter `with_labels` of `asy_write` is `false`. We also want to reduce the size of `Asymptote` file and will not print headers of cycles, thus specifying `with_header=true`. The remaining parameters are explicitly assigned their default values.

```
21e <modular-group.cpp 20a>+≡ <21d>
    ex u=F.add_cycle(cycle2D(lst{0,0},e,numeric(1)), "u");
    F.asy_write(300,-2.17,2.17,0,2,"modular-group","pdf",default_asy,default_label,true,false,0,"rgb(0,.9,0)+4pt",true,false);
    return 0;
    }
```

Defines:

`asy_write`, used in chunks 27 and 30d.

Uses `add_cycle` 24e 34b 82d, `ex` 42e 48e 48e 48e 54a, `numeric` 24a, and `rgb` 21b 25a.

```
21f <separating chunk 17a>+≡ <19b 23f>
```

**A.4. Simple analytiscal demonstration.** The following example essentially repeats the code from Example 6. It will be better to start from a simpler case before we will consider more advanced usage in the next subsection. Also this example checks how cycle solver is handling cycles with free parameters if relations do not determine it uniquely.

The first line creates an empty figure  $F$  with the default euclidean metric.

```
22a <figure-ortho-anlytic-proof.cpp 22a>≡ 22b>
    <license 124>
    #include "figure.h"
    <using all namespaces 17c>
    int main(){
        figure F=figure();
```

Defines:

`main`, used in chunk 89d.

Uses `figure` 17d 24b 33a 33c 39d 50a 51d 76a 81a 83b 83c 86b 87c 99c 100b 100d 101a 102a 104b 105b 107a 108a 108b 108c 111a 111c 112b.

The next line explicitly uses parameters  $(1, 0, 0, -1)$  of  $a$  to add it to  $F$ .

```
22b <figure-ortho-anlytic-proof.cpp 22a>+≡ <22a 22c>
    ex a=F.add_cycle(cycle2D(1,1st{0,0},-1),"a");
```

Uses `add_cycle` 24e 34b 82d and `ex` 42e 48e 48e 48e 54a.

Next lines define symbols  $l$  and  $C$ , which are needed because cycles with these labels are defined in next lines through some relations to themselves and the cycle  $a$ .

```
22c <figure-ortho-anlytic-proof.cpp 22a>+≡ <22b 22d>
    ex l=symbol("l");
    ex C=symbol("C");
```

Uses `ex` 42e 48e 48e 48e 54a and 1 52c.

In both cases we want to have cycles with real coefficients only and  $C$  is additionally self-orthogonal (i.e. is a zero-radius). Also,  $l$  is orthogonal to infinity (i.e. is a line) and  $C$  is orthogonal to  $a$  and  $l$  (i.e. is their common point). The tangency condition for  $l$  and self-orthogonality of  $C$  are both quadratic relations. The former has two solutions each depending on one real parameter, thus line  $l$  has two instances.

```
22d <figure-ortho-anlytic-proof.cpp 22a>+≡ <22c 22e>
    F.add_cycle_rel(1st{is_tangent_i(a),is_orthogonal(F.get_infinity()),only_reals(l)},l);
```

Uses `add_cycle_rel` 17f 24g 34c 84b, `get_infinity` 18f 50g, `is_orthogonal` 24g 39e, `is_tangent_i` 26d 40g, 1 52c, and `only_reals` 30c 32a 40e.

Correspondingly, the point of contact  $C \dots$

```
22e <figure-ortho-anlytic-proof.cpp 22a>+≡ <22d 22f>
    F.add_cycle_rel(1st{is_orthogonal(C),is_orthogonal(a),is_orthogonal(l),only_reals(C)},C);
```

Uses `add_cycle_rel` 17f 24g 34c 84b, `is_orthogonal` 24g 39e, 1 52c, and `only_reals` 30c 32a 40e.

$\dots$  and the orthogonal cycle  $r$  through  $C$  (defined in line 7) each have two instances as well.

```
22f <figure-ortho-anlytic-proof.cpp 22a>+≡ <22e 22g>
    ex r=F.add_cycle_rel(1st{is_orthogonal(C),is_orthogonal(a)},"r");
```

Uses `add_cycle_rel` 17f 24g 34c 84b, `ex` 42e 48e 48e 48e 54a, and `is_orthogonal` 24g 39e.

Finally, we verify that every instance of  $l$  is orthogonal to the respective instance of  $r$ .

```
22g <figure-ortho-anlytic-proof.cpp 22a>+≡ <22f 22h>
    ex Res=F.check_rel(l, r, cycle_orthogonal);
```

Defines:

`check_rel`, used in chunks 23e and 26f.

Uses `cycle_orthogonal` 35d 115c, `ex` 42e 48e 48e 48e 54a, and 1 52c.

This is assisted by the trigonometric substitution  $\cos^2(*) = 1 - \sin^2(*)$  used for parameters of  $l$ .

```
22h <figure-ortho-anlytic-proof.cpp 22a>+≡ <22g 23a>
    for (size_t i=0; i< Res.nops(); ++i) {
        cout << "Tangent and radius are orthogonal: " << boolalpha
            << bool(ex.to<relational>(Res.op(i).subs(pow(cos(wild(0)),2)≡1-pow(sin(wild(0)),2)).normal()))
            << endl;
    }
```

Uses `nops` 51a, `op` 51a, and `subs` 51a.



The output predictably is:

```
Tangent and circle r are orthogonal: true
```

```
Tangent and circle r are orthogonal: true
```

An additional check. We add a point (1, 0) on  $c$ ...

```
23a <figure-ortho-anlytic-proof.cpp 22a> += <22h 23b>
      ex B=F.add_cycle(cycle2D(lst{1,0}),"B");
```

Uses `add_cycle` 24e 34b 82d and `ex` 42e 48e 48e 48e 54a.

... and a generic cycle touching to  $c$  at  $B$ .

```
23b <figure-ortho-anlytic-proof.cpp 22a> += <23a 23c>
      ex b=symbol("b");
      F.add_cycle_rel(lst{is_tangent(a),is_orthogonal(B),only_reals(b)}, b);
```

Uses `add_cycle_rel` 17f 24g 34c 84b, `ex` 42e 48e 48e 48e 54a, `is_orthogonal` 24g 39e, `is_tangent` 32a 40f, and `only_reals` 30c 32a 40e.

Add zero-radius cycles at the centres of  $a$  and  $b$ ...

```
23c <figure-ortho-anlytic-proof.cpp 22a> += <23b 23d>
      ex Ca=F.add_cycle(cycle2D(ex_to<lst>(ex_to<cycle2D>(F.get_cycle(a).op(0)).center()),"Ca");
      ex Cb=F.add_cycle(cycle2D(ex_to<lst>(ex_to<cycle2D>(F.get_cycle(b).op(0)).center()),"Cb");
```

Uses `add_cycle` 24e 34b 82d, `ex` 42e 48e 48e 48e 54a, `get_cycle` 36g 36h 100c, and `op` 51a.

... and then a cycle passing two centres and the contact point.

```
23d <figure-ortho-anlytic-proof.cpp 22a> += <23c 23e>
      ex d=F.add_cycle_rel(lst{is_orthogonal(B), is_orthogonal(Ca), is_orthogonal(Cb)}, "d");
```

Uses `add_cycle_rel` 17f 24g 34c 84b, `ex` 42e 48e 48e 48e 54a, and `is_orthogonal` 24g 39e.

Finally check that the cycle  $d$  is a line (passes the infinity).

```
23e <figure-ortho-anlytic-proof.cpp 22a> += <23d>
      Res = F.check_rel(d, F.get_infinity(), cycle_orthogonal);
      for (size_t i=0; i< Res.nops(); ++i)
          cout << "Centres and the contact point are collinear: "
               << bool(ex_to<relational>(Res.op(i)))
               << endl;
      }
```

Uses `check_rel` 22g 26c 35c 112d, `cycle_orthogonal` 35d 115c, `get_infinity` 18f 50g, `nops` 51a, and `op` 51a.

The output, as expected, is:

```
Centres and the contact point are collinear: true
```

```
23f <separating chunk 17a> += <21f 28d>
```

**A.5. The nine-points theorem—conformal version.** Here we present further usage of the library by an aesthetically attractive example, see Section 4.

The start of our file is minimalistic, we definitely need to include the header of **figure** library.

```
23g <nine-points-thm.cpp 23g> += (28e) 26d>
<license 124>
#include "figure.h"
<using all namespaces 17c>
int main(){
    <initial data for drawing 24a>
    <build medioscribed cycle 24b>
```

Defines:

```
main, used in chunk 89d.
```

Uses **figure** 17d 24b 33a 33c 39d 50a 51d 76a 81a 83b 83c 86b 87c 99c 100b 100d 101a 102a 104b 105b 107a 108a 108b 108c 111a 111c 112b.

We define exact coordinates of points which will be used for our picture.

```
24a <initial data for drawing 24a>≡ (23g)
    numeric x1(-10,10), y1(0,1), x2(10,10), y2(0,1), x3(-1,5), y3(-3,2), x4(1,2), y4(-5,2);
    int sign=-1;
```

Defines:

`numeric`, used in chunks 18g, 20c, 21e, 24f, 27, 29–32, 41, 48e, 56, 57a, 60d, 76, 78b, 79e, 82a, 86, 88c, 91e, 92a, 94, 98d, 102, 103, and 116–18.

We declare the figure  $F$  which will be constructed.

```
24b <build medioscribed cycle 24b>≡ (23g 28f) 24c>
    figure F(lst{-1,sign});
```

Defines:

`figure`, used in chunks 17, 18, 20a, 22–24, 28f, 29c, 31a, 38, 46, 47c, 49, 51a, 53, 67, 76–85, 87, 88, 96d, 98–101, 107e, 109, 110, 112, 114, and 120b.

We will need several “midpoints” in our constructions, the corresponding figure `midpoint_constructor` is readily available from the library.

```
24c <build medioscribed cycle 24b>+≡ (23g 28f) <24b 24d>
    figure SF=ex_to<figure>(midpoint_constructor());
```

Uses `figure` 17d 24b 33a 33c 39d 50a 51d 76a 81a 83b 83c 86b 87c 99c 100b 100d 101a 102a 104b 105b 107a 108a 108b 108c 111a 111c 112b and `midpoint_constructor` 42a 120b.

Next we define vertices of the “triangle”  $A$ ,  $B$ ,  $C$  and the point  $N$  which will be an image if infinity. Every point is added to  $F$  by giving its explicit coordinates and a string, which will be used to label it. The returned value is a GiNaC expression of `symbol` class which will be used as the key of a respective point. All points are added to the zero generation.

```
24d <build medioscribed cycle 24b>+≡ (23g 28f) <24c 24e>
    ex A=F.add_point(lst{x1,y1},"A");
    ex B=F.add_point(lst{x2,y2},"B");
    ex C=F.add_point(lst{x3,y3},"C");
```

Defines:

`add_point`, used in chunks 18d and 24f.

Uses `ex` 42e 48e 48e 48e 54a.

There is the special point in the construction, which play the role of infinity. We first put this as cycle at infinity to make picture simple.

```
24e <build medioscribed cycle 24b>+≡ (23g 28f) <24d 24f>
    ex N=F.add_cycle(cycle_data(0,lst{0,0},1),"N");
```

Defines:

`add_cycle`, used in chunks 20–23, 29d, 31b, 83a, and 120b.

`cycle_data`, used in chunks 27d, 47b, 53–55, 57–60, 64a, 69–72, 76, 82, 84–86, 88d, 90, 96–98, 116a, 120b, and 121b.

Uses `ex` 42e 48e 48e 48e 54a.

This is an alternative selection of point with  $N$  being at the centre of the triangle.

```
24f <build medioscribed cycle 24b>+≡ (23g 28f) <24e 24g>
    //Fully symmetric data
    // ex A=F.add_point(lst{-numeric(10,10},numeric(0,1)),"A")
    // ex B=F.add_point(lst{numeric(10,10},numeric(0,1)),"B")
    // ex C=F.add_point(lst{numeric(0,4},-numeric(1732050807,1000000000)),"C")
    // ex N=F.add_point(lst{numeric(0,4},-numeric(577350269,1000000000)),"N")
```

Uses `add_point` 17e 24d 34a 81b 81c, `ex` 42e 48e 48e 48e 54a, and `numeric` 24a.

Now we add “sides” of the triangle, that is cycles passing two vertices and  $N$ . A cycle passes a point if it is orthogonal to the cycle defined by this point. Thus, each side is defined through a list of three orthogonalities [30; 36, Defn. 6.1]. We also supply a string to label this side. The returned valued is a `symbol` which is a key for this cycle.

```
24g <build medioscribed cycle 24b>+≡ (23g 28f) <24f 25a>
    ex a=F.add_cycle_rel(lst{is_orthogonal(B),is_orthogonal(C),is_orthogonal(N)},"a");
    ex b=F.add_cycle_rel(lst{is_orthogonal(A),is_orthogonal(C),is_orthogonal(N)},"b");
    ex c=F.add_cycle_rel(lst{is_orthogonal(A),is_orthogonal(B),is_orthogonal(N)},"c");
```

Defines:

`add_cycle_rel`, used in chunks 18, 21–23, 25, 26, 30, 32, 84, 85, 120, and 121a.

`is_orthogonal`, used in chunks 17, 18, 22, 23, 25, 26a, 30, 49a, and 115c.

Uses `ex` 42e 48e 48e 48e 54a.

We define the custom `Asymptote` [23] drawing style for sides of the triangle: the dark blue (*rgb* colour (0,0,0.8)) and line thickness 1pt.

```
25a <build medioscribed cycle 24b>+≡ (23g 28f) <24g 25b>
    F.set_asy_style(a,"rgb(0,0,.8)+1");
    F.set_asy_style(b,"rgb(0,0,.8)+1");
    F.set_asy_style(c,"rgb(0,0,.8)+1");
```

Defines:

`rgb`, used in chunks 21, 25, 26, 29, 30, 37, 38, and 103b.  
`set_asy_style`, used in chunks 21d, 25, 26, 29, and 30.

Now we drop “altitudes” in our triangle, that is again provided through three orthogonality relations. They will be draw as dashed lines.

```
25b <build medioscribed cycle 24b>+≡ (23g 28f) <25a 25c>
    ex ha=F.add_cycle_rel(lst{is_orthogonal(A),is_orthogonal(N),is_orthogonal(a)},"h_a");
    F.set_asy_style(ha,"dashed");
    ex hb=F.add_cycle_rel(lst{is_orthogonal(B),is_orthogonal(N),is_orthogonal(b)},"h_b");
    F.set_asy_style(hb,"dashed");
    ex hc=F.add_cycle_rel(lst{is_orthogonal(C),is_orthogonal(N),is_orthogonal(c)},"h_c");
    F.set_asy_style(hc,"dashed");
```

Uses `add_cycle_rel` 17f 24g 34c 84b, `ex` 42e 48e 48e 48e 54a, `is_orthogonal` 24g 39e, and `set_asy_style` 21b 25a 39a.

We need the base of altitude *ha*, which is the intersection points of the side *a* and respective altitude *ha*. A point can be characterised as a cycle which is orthogonal to itself [30; 36, Defn. 5.13]. To define a relation of a cycle to itself we first need to define a symbol *A1* and then add a cycle with the key *A1* and the relation *is\_orthogonal* to *A1*. Finally, there are two such points: the base of altitude and *N*. To exclude the second one we add the relation *is\_adifferent* (“almost different”) to *N*.

```
25c <build medioscribed cycle 24b>+≡ (23g 28f) <25b 25d>
    ex A1=symbol("A_h");
    F.add_cycle_rel(lst{is_orthogonal(a),is_orthogonal(ha),is_orthogonal(A1),is_adifferent(N)},A1);
```

Defines:

`is_adifferent`, used in chunks 25d and 26a.

Uses `add_cycle_rel` 17f 24g 34c 84b, `ex` 42e 48e 48e 48e 54a, and `is_orthogonal` 24g 39e.

Two other bases of altitude are defined in a similar manner.

```
25d <build medioscribed cycle 24b>+≡ (23g 28f) <25c 25e>
    ex B1=symbol("B_h");
    F.add_cycle_rel(lst{is_orthogonal(b),is_orthogonal(hb),is_adifferent(N),is_orthogonal(B1)},B1);
    ex C1=symbol("C_h");
    F.add_cycle_rel(lst{is_adifferent(N),is_orthogonal(c),is_orthogonal(hc),is_orthogonal(C1)},C1);
```

Uses `add_cycle_rel` 17f 24g 34c 84b, `ex` 42e 48e 48e 48e 54a, `is_adifferent` 25c 40b, and `is_orthogonal` 24g 39e.

We add the cycle passing all three bases of altitudes.

```
25e <build medioscribed cycle 24b>+≡ (23g 28f) <25d 25f>
    ex p=F.add_cycle_rel(lst{is_orthogonal(A1),is_orthogonal(B1),is_orthogonal(C1)},"p");
    F.set_asy_style(p,"rgb(0,.8,0)+1");
```

Uses `add_cycle_rel` 17f 24g 34c 84b, `ex` 42e 48e 48e 48e 54a, `is_orthogonal` 24g 39e, `rgb` 21b 25a, and `set_asy_style` 21b 25a 39a.

We build “midpoint” of the arc of *a* between *B* and *C*. To this end we use subfigure *SF* and supply the list of parameters *B*, *C* and *N* (“infinity”) which are required by *SF*.

```
25f <build medioscribed cycle 24b>+≡ (23g 28f) <25e 25g>
    ex A2=F.add_subfigure(SF,lst{B,C,N},"A_m");
```

Defines:

`add_subfigure`, used in chunks 25g, 26b, and 85d.

Uses `ex` 42e 48e 48e 48e 54a.

Similarly we build other two “midpoints”, they all will belong to the cycle *p*.

```
25g <build medioscribed cycle 24b>+≡ (23g 28f) <25f 26a>
    ex B2=F.add_subfigure(SF,lst{C,A,N},"B_m");
    ex C2=F.add_subfigure(SF,lst{A,B,N},"C_m");
```

Uses `add_subfigure` 25f 34d 85c and `ex` 42e 48e 48e 48e 54a.

$O$  is the intersection point of altitudes  $ha$  and  $hb$ , again it is defined as a cycle with key  $O$  orthogonal to itself.

```
26a <build medioscribed cycle 24b>+≡ (23g 28f) <25g 26b>
    ex O=symbol("O");
    F.add_cycle_rel(1st{is_orthogonal(ha),is_orthogonal(hb),is_orthogonal(O),is_adifferent(N)},O);
```

Uses `add_cycle_rel` 17f 24g 34c 84b, `ex` 42e 48e 48e 48e 54a, `is_adifferent` 25c 40b, and `is_orthogonal` 24g 39e.

We build three more “midpoints” which belong to  $p$  as well.

```
26b <build medioscribed cycle 24b>+≡ (23g 28f) <26a>
    ex A3=F.add_subfigure(SF,1st{O,A,N},"A.d");
    ex B3=F.add_subfigure(SF,1st{B,O,N},"B.d");
    ex C3=F.add_subfigure(SF,1st{C,O,N},"C.d");

    <check the theorem 26c>
```

Uses `add_subfigure` 25f 34d 85c and `ex` 42e 48e 48e 48e 54a.

Now we want to check that the six additional points all belong to the build cycle  $p$ . The list of pre-defined conditions which may be checked is listed in Section B.4.

```
26c <check the theorem 26c>≡ (26 27)
    cout << "Midpoint BC belongs to the cycle: " << F.check_rel(p,A2,cycle_orthogonal) << endl;
    cout << "Midpoint AC belongs to the cycle: " << F.check_rel(p,B2,cycle_orthogonal) << endl;
    cout << "Midpoint AB belongs to the cycle: " << F.check_rel(p,C2,cycle_orthogonal) << endl;
    cout << "Midpoint OA belongs to the cycle: " << F.check_rel(p,A3,cycle_orthogonal) << endl;
    cout << "Midpoint OB belongs to the cycle: " << F.check_rel(p,B3,cycle_orthogonal) << endl;
    cout << "Midpoint OC belongs to the cycle: " << F.check_rel(p,C3,cycle_orthogonal) << endl;
```

Defines:

`check_rel`, used in chunks 23e and 26f.

Uses `cycle_orthogonal` 35d 115c.

We inscribe the cycle  $va$  into the triangle through the relation  $is\_tangent\_i$  (that is “tangent from inside”) and  $is\_tangent\_o$  (that is “tangent from outside”) to sides of the triangle. We also provide custom `Asymptote` drawing style: dar red colour and line thickness 0.5pt.

```
26d <nine-points-thm.cpp 23g>+≡ (28e) <23g 26e>
    ex va=F.add_cycle_rel(1st{is_tangent_o(a),is_tangent_i(b),is_tangent_i(c)},"v_a");
    F.set_asy_style(va,"rgb(0.8,0,0)+.5");
```

Defines:

`is_tangent_i`, used in chunks 22d, 26e, 30c, and 32d.

`is_tangent_o`, used in chunks 26e and 32d.

Uses `add_cycle_rel` 17f 24g 34c 84b, `ex` 42e 48e 48e 48e 54a, `rgb` 21b 25a, and `set_asy_style` 21b 25a 39a.

Similarly we define two other tangent cycles: touching two sides from inside and the third from outside (the relation  $is\_tangent\_o$ ). We also define custom `Asymptote` styles for the new cycles.

```
26e <nine-points-thm.cpp 23g>+≡ (28e) <26d 26g>
    ex vb=F.add_cycle_rel(1st{is_tangent_i(a),is_tangent_o(b),is_tangent_i(c)},"v_b");
    F.set_asy_style(vb,"rgb(0.8,0,0)+.5");
    ex vc=F.add_cycle_rel(1st{is_tangent_i(a),is_tangent_i(b),is_tangent_o(c)},"v_c");
    F.set_asy_style(vc,"rgb(0.8,0,0)+.5");
    <check that cycles are tangent 26f>
```

Uses `add_cycle_rel` 17f 24g 34c 84b, `ex` 42e 48e 48e 48e 54a, `is_tangent_i` 26d 40g, `is_tangent_o` 26d 40g, `rgb` 21b 25a, and `set_asy_style` 21b 25a 39a.

We also want to check the touching property between cycles:

```
26f <check that cycles are tangent 26f>≡ (26 27)
    cout << "p and va are tangent: " << F.check_rel(p,va,check_tangent).evalf() << endl;
    cout << "p and vb are tangent: " << F.check_rel(p,vb,check_tangent).evalf() << endl;
    cout << "p and vc are tangent: " << F.check_rel(p,vc,check_tangent).evalf() << endl;
```

Uses `check_rel` 22g 26c 35c 112d, `check_tangent` 35f 116b, and `evalf` 51a.

Now, we draw our figure to the PDF and PNG files, it is shown at Figure 4.

```
26g <nine-points-thm.cpp 23g>+≡ (28e) <26e 27a>
    F.asy_write(300,-3.1,2.4,-3.6,1.3,"nine-points-thm-plain", "pdf");
    F.asy_write(600,-3.1,2.4,-3.6,1.3,"nine-points-thm-plain", "png");
```

Defines:

`asy_write`, used in chunks 27 and 30d.

We also can modify a cycle at zero level by *move\_point*. This time we restore the initial value of  $N$  as a debug check: this is a transition from a pre-defined **cycle** given above to a point (which is a calculated object due to the internal representation).

```
27a <nine-points-thm.cpp 23g>+≡ (28e) <26g 27b>
    F.move_point(N, lst{numeric(1,2),-numeric(5,2)});
    cerr << F << endl;
    F.asy_draw(cout, cerr, "", -3.1, 2.4, -3.6, 1.3);

    F.asy_write(300, -3.1, 2.4, -3.6, 1.3, "nine-points-thm", "pdf");
    F.asy_write(600, -3.1, 2.4, -3.6, 1.3, "nine-points-thm", "png");
    <check the theorem 26c>
    <check that cycles are tangent 26f>
```

Defines:

`move_point`, used in chunks 27, 28a, and 87a.

Uses `asy_draw` 37e 37e 102a, `asy_write` 17g 21e 26g 38a 38a 104b, and `numeric` 24a.

And now we use *move\_point* to change coordinates of the point (without a change of its type).

```
27b <nine-points-thm.cpp 23g>+≡ (28e) <27a 27c>
    F.move_point(N, lst{numeric(4,2),-numeric(5,2)});
    F.asy_write(300, -3.1, 2.4, -3.6, 1.3, "nine-points-thm2");
    <check the theorem 26c>
    <check that cycles are tangent 26f>
```

Uses `asy_write` 17g 21e 26g 38a 38a 104b, `move_point` 27a 34e 86b, and `numeric` 24a.

Then, we move the cycle  $N$  to represent the point at infinity  $(0, \text{lst}\{0,0\}, 1)$ , thus the drawing becomes the classical Nine Points Theorem in Euclidean geometry.

```
27c <nine-points-thm.cpp 23g>+≡ (28e) <27b 27d>
    F.move_cycle(N, cycle_data(0, lst{0,0}, 1));
    F.asy_write(300, -3.1, 2.4, -3.6, 1.3, "nine-points-thm1");
    <check the theorem 26c>
    <check that cycles are tangent 26f>
```

Defines:

`cycle_data`, used in chunks 27d, 47b, 53–55, 57–60, 64a, 69–72, 76, 82, 84–86, 88d, 90, 96–98, 116a, 120b, and 121b.

`move_cycle`, used in chunk 27d.

Uses `asy_write` 17g 21e 26g 38a 38a 104b.

We can draw the same figures in the hyperbolic metric as well. The checks show that the nine-point theorem is still valid!

```
27d <nine-points-thm.cpp 23g>+≡ (28e) <27c 27e>
    F.move_cycle(N, cycle_data(0, lst{0,0}, 1));
    F.set_metric(diag_matrix(lst{-1,1}));
    F.asy_write(300, -3.1, 2.4, -3.6, 1.3, "nine-points-thm-plain-hyp");
    <check the theorem 26c>
    <check that cycles are tangent 26f>
    F.move_point(N, lst{numeric(1,2),-numeric(5,2)});
    F.asy_write(300, -3.1, 2.4, -3.6, 1.3, "nine-points-thm-hyp", "pdf");
    F.asy_write(600, -3.1, 2.4, -3.6, 1.3, "nine-points-thm-hyp", "png");
    <check the theorem 26c>
    <check that cycles are tangent 26f>
    //F.set_metric(diag_matrix(lst{-1,0}));
    //F.asy_write(300, -3.1, 2.4, -3.6, 1.3, "nine-points-thm-par", "pdf");
```

Uses `asy_write` 17g 21e 26g 38a 38a 104b, `cycle_data` 24e 27c 43d 44a 55c 55d 56a 57b 57c 57d, `move_cycle` 27c 34f 83c, `move_point` 27a 34e 86b, `numeric` 24a, and `set_metric` 33b 99c.

Finally, we produce an animation, which illustrate the transition from the traditional nine-point theorem to its conformal version. To this end we return to the elliptic metric and freeze the figure. This can be time-consuming and may be not performed by default.

```
27e <nine-points-thm.cpp 23g>+≡ (28e) <27d 28a>
    if (true) {
        F.set_metric(diag_matrix(lst{-1,-1}));
        F.freeze();
```

Uses `freeze` 18c 38c and `set_metric` 33b 99c.

We define a symbolic parameter  $t$  and make the point  $N$  depends on it.

```
28a <nine-points-thm.cpp 23g>+≡ (28e) <27e 28b>
    realsymbol t("t");
    F.move_point(N, lst{(1.0+t)÷2.0, -(5.0+t)÷2.0});
```

Uses `move_point` 27a 34e 86b and `realsymbol` 28g.

Then, the range of values  $val$  for the parameter  $t$  and then produce an animation based on these values. The resulting animation is presented on the Fig. 5.

```
28b <nine-points-thm.cpp 23g>+≡ (28e) <28a 28c>
    lst val;
    int num=50;
    for (int i=0; i≤num; ++i)
        val.append(t≡exp(pow(2.2*(num-i)÷num, 2.2))-1.0);
    F.asy_animate(val, 300, -3.1, 2.4, -3.6, 1.3, "nine-points-anim", "pdf");
}
```

Uses `asy_animate` 19a 38b 38b 105b.

We produce an illustration of  $SF$  in the canonical position. Everything is done now.

```
28c <nine-points-thm.cpp 23g>+≡ (28e) <28b>
    return 0;
}
```

```
28d <separating chunk 17a>+≡ <23f 29b>
```

```
28e <* 28e>≡
<nine-points-thm.cpp 23g>
```

#### A.6. Proving the theorem: Symbolic computations.

```
28f <nine-points-thm-symb.cpp 28f>≡ 29a>
<license 124>
#include "figure.h"
<using all namespaces 17c>
int main(){
    cout << "Proving the theorem, this shall take a long time..."
        << endl;
    <initial data for proof 28g>
    <build medioscribed cycle 24b>
```

Defines:

`main`, used in chunk 89d.

Uses `figure` 17d 24b 33a 33c 39d 50a 51d 76a 81a 83b 83c 86b 87c 99c 100b 100d 101a 102a 104b 105b 107a 108a 108b 108c 111a 111c 112b.

We define variables from `realsymbol` class to be used in symbolic computations.

```
28g <initial data for proof 28g>≡ (28f) 28h>
    realsymbol x1("x1"), y1("y1"), x2("x2"), y2("y2"), x3("x3"), y3("y3"), x4("x4"), y4("y4");
```

Defines:

`realsymbol`, used in chunks 28a, 30a, 32, 76, 79, 80, 92, 93, and 96a.

We also define the sign for the hyperbolic metric. The proof will work in the elliptic (conformal Euclidean) space as well, however we have synthetic poofs in this case. Symbolic computations in the hyperbolic space are mathematically sufficient for demonstration, but Figure 4 from the previous subsection is physiologically more convincing on the individual level. A synthetic proof for hyperbolic space would be interesting to obtain as well.

```
28h <initial data for proof 28g>+≡ (28f) <28g>
    int sign=1;
```

We got the output, which make a full demonstration that the theorem holds in the hyperbolic space as well:

```
Midpoint BC belongs to the cycle {0==0}
Midpoint AC belongs to the cycle {0==0}
Midpoint AB belongs to the cycle {0==0}
Midpoint OA belongs to the cycle {0==0}
Midpoint OB belongs to the cycle {0==0}
Midpoint OC belongs to the cycle {0==0}
```

But be prepared, that that will take a long time (about 6 hours of CPU time of my slow PC).

```
29a <nine-points-thm-symb.cpp 28f>+≡ <28f
    return 0;
    }
```

```
29b <separating chunk 17a>+≡ <28d 30f>
```

**A.7. Numerical relations.** To illustrate the usage of relations with numerical parameters we are solving the following problem from [18, Problem A]:

Find the cycles having (all three conditions):

- tangential distance 7 from the circle

$$(u - 7)^2 + (v - 1)^2 = 2^2;$$

- angle  $\arccos \frac{4}{5}$  with the circle

$$(u - 5)^2 + (v - 3)^2 = 5^2;$$

- centres lying on the line

$$\frac{5}{13}u + \frac{12}{13}v = 0.$$

The statement of the problem uses orientation of cycles. Geometrically it is given by the inward or outward direction of the normal. In our library the orientation represented by the direction of the vector in the projective space, it changes to the opposite if the vector is multiplied by  $-1$ .

The start of our code is similar to the previous one.

```
29c <fillmore-springer-example.cpp 29c>≡ 29d>
<license 124>
#include "figure.h"
<using all namespaces 17c>
int main(){
    ex sign=-numeric(1);
    varidx nu(symbol("nu", "\\nu"), 2);
    ex e = clifford_unit(nu, diag_matrix(lst{-numeric(1),sign}));
    figure F(e);
```

Defines:

`main`, used in chunk 89d.

Uses `ex 42e 48e 48e 48e 54a`, `figure 17d 24b 33a 33c 39d 50a 51d 76a 81a 83b 83c 86b 87c 99c 100b 100d 101a 102a 104b 105b 107a 108a 108b 108c 111a 111c 112b`, and `numeric 24a`.

Now we define three circles given in the problem statement above.

```
29d <fillmore-springer-example.cpp 29c>+≡ <29c 29e>
    ex A=F.add_cycle(cycle(lst{numeric(7),numeric(1)},e,numeric(4)),"A");
    ex B=F.add_cycle(cycle(lst{numeric(5),numeric(3)},e,numeric(25)),"B");
    ex C=F.add_cycle(cycle(numeric(0),lst{numeric(5,13),numeric(12,13)},0,e),"C");
```

Uses `add_cycle 24e 34b 82d`, `ex 42e 48e 48e 48e 54a`, and `numeric 24a`.

All given data will be drawn in black inc.

```
29e <fillmore-springer-example.cpp 29c>+≡ <29d 30a>
    F.set_asy_style(A,"rgb(0,0,0)");
    F.set_asy_style(B,"rgb(0,0,0)");
    F.set_asy_style(C,"rgb(0,0,0)");
```

Uses `rgb 21b 25a` and `set_asy_style 21b 25a 39a`.



The solution  $D$  is a circle defined by the three above conditions. The solution will be drawn in red.

```
30a <fillmore-springer-example.cpp 29c>+≡ <29e 30b>
    realsymbol D("D"), T("T");
    F.add_cycle_rel(1st{tangential_distance(A,true,numeric(7)), // The tangential distance to A is 7
                  make_angle(B,true,numeric(4,5)), // The angle with B is arccos(4/5)
                  is_orthogonal(C), // If the centre is on C, then C and D are orthogonal
                  is_real_cycle(D)}, D); // We require D be a real circle, as there are two imaginary solutions as well
    F.set_asy_style(D,"rgb(0.7,0,0)");
```

Defines:

```
is_real_cycle, used in chunk 32d.
make_angle, never used.
tangential_distance, never used.
```

Uses `add_cycle_rel` 17f 24g 34c 84b, `is_orthogonal` 24g 39e, `numeric` 24a, `realsymbol` 28g, `rgb` 21b 25a, and `set_asy_style` 21b 25a 39a.

The output tells parameters of two solutions:

```
Solutions: {(-1.0, [0,0]~D, 0.999999999999999734),
(-0.00694444444444444444, [-0.089285714285714285705,0.037202380952380952383]~D, -1.0)}
```

Here, as in `cycle` library, the set of four numbers  $(k, [l, n], m)$  represent the circle equation  $k(u^2+v^2)-2lu-2nv+m=0$ .

```
30b <fillmore-springer-example.cpp 29c>+≡ <30a 30c>
    cout << "Solutions: " << F.get_cycle(D).evalf() << endl;
```

Uses `evalf` 51a and `get_cycle` 36g 36h 100c.

To visualise the tangential distances we may add the joint tangent lines to the figure. Some solutions are lines with imaginary coefficients, to avoid them we use `only_reals` condition. The tangents will be drawn in blue inc.

```
30c <fillmore-springer-example.cpp 29c>+≡ <30b 30d>
    F.add_cycle_rel(1st{is_tangent_i(D),is_tangent_i(A),is_orthogonal(F.get_infinity()),only_reals(T)},T);
    F.set_asy_style(T,"rgb(0,0,0.7)");
```

Defines:

```
only_reals, used in chunks 22, 23b, and 32d.
```

Uses `add_cycle_rel` 17f 24g 34c 84b, `get_infinity` 18f 50g, `is_orthogonal` 24g 39e, `is_tangent_i` 26d 40g, `rgb` 21b 25a, and `set_asy_style` 21b 25a 39a.

Finally we draw the picture, see Fig. 8, which shall be compared with [18, Fig. 1].

```
30d <fillmore-springer-example.cpp 29c>+≡ <30c 30e>
    F.asy_write(400,-4,20,-12.5,9,"fillmore-springer-example");
```

Uses `asy_write` 17g 21e 26g 38a 38a 104b.

Out of curiosity we may want to know that is square of tangents intervals which are separate circles  $A, D$ . The output is:

```
Sq. cross tangent distance: {41.000000000000000003,-7.571428571428571435}
```

Thus one solution does have such tangents with length  $\sqrt{41}$ , and for the second solution such tangents are imaginary since the square is negative. This happens because one solution  $D$  intersects  $A$ .

```
30e <fillmore-springer-example.cpp 29c>+≡ <30d>
    cout << "Sq. cross tangent distance: " << F.measure(D,A,sq_cross_t_distance_is).evalf() << endl;
    return 0;
}
```

Defines:

```
measure, never used.
sq_cross_t_distance_is, never used.
```

Uses `evalf` 51a.

```
30f <separating chunk 17a>+≡ <29b 123>
```

**A.8. Three-dimensional examples.** The most of the library functionality (except graphical methods) is literally preserved for quadrics in arbitrary dimensions. We demonstrate this on the following stereometric problem of **Apollo-nius type**, cf. [18, § 8]. Let four spheres of equal radii  $R$  have centres at four points  $(1, 1, 1)$ ,  $(-1, -1, 1)$ ,  $(-1, 1, -1)$ ,  $(1, -1, -1)$ . These points are vertices of a regular **tetrahedron** and are every other vertices of a cube with the diagonal  $2\sqrt{3}$ .

There are two obvious spheres with the centre at the origin  $(0, 0, 0)$  touching all four given spheres, they have radii  $R + \sqrt{3}$  and  $\sqrt{3} - R$ . Are there any others?

We start from the standard initiation and define the metric of three dimensional Euclidean space.

```
30g <3D-figure-example.cpp 30g>≡ <32a>
    <3D-figure-example-common 31a>
```

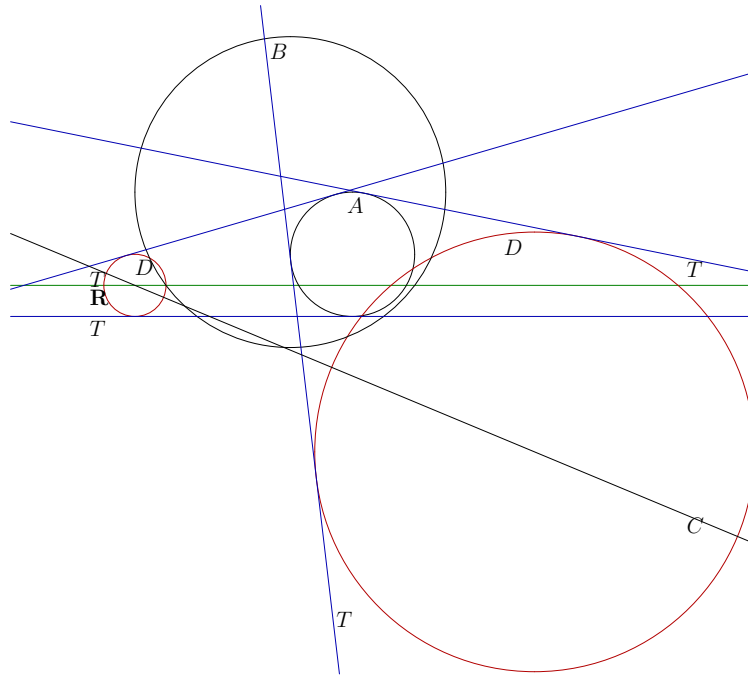


FIGURE 8. The illustration to Fillmore–Springer example, which may be compared with [18, Fig. 1].

The following two chunks are shared with the next example.

```

31a <3D-figure-example-common 31a>≡ (30g 32c) 31b▷
  <license 124>
  #include "figure.h"
  <using all namespaces 17c>
  int main(){
    ex e3D = clifford_unit(varidx(symbol("lam"), 3), diag_matrix(lst{-1,-1,-1})); // Metric for 3D space
    possymbol R("R");
    figure F(e3D);
  
```

Defines:

main, used in chunk 89d.

Uses ex 42e 48e 48e 48e 54a and figure 17d 24b 33a 33c 39d 50a 51d 76a 81a 83b 83c 86b 87c 99c 100b 100d 101a 102a 104b 105b 107a 108a 108b 108c 111a 111c 112b.

Then we put four given spheres to the figure. They are defined by their centres and square of radii.

```

31b <3D-figure-example-common 31a>+≡ (30g 32c) <31a
  /* Numerical radii */
  ÷* ex P1=F.add_cycle(cycle(lst{1,1,1}, e3D, numeric(3,4)), "P1");
  ex P2=F.add_cycle(cycle(lst{-1,-1,1}, e3D, numeric(3,4)), "P2");
  ex P3=F.add_cycle(cycle(lst{1,-1,-1}, e3D, numeric(3,4)), "P3");
  ex P4=F.add_cycle(cycle(lst{-1,1,-1}, e3D, numeric(3,4)), "P4");
  *÷
  ex P1=F.add_cycle(cycle(lst{1,1,1}, e3D, pow(R,2)), "P1");
  ex P2=F.add_cycle(cycle(lst{-1,-1,1}, e3D, pow(R,2)), "P2");
  ex P3=F.add_cycle(cycle(lst{1,-1,-1}, e3D, pow(R,2)), "P3");
  ex P4=F.add_cycle(cycle(lst{-1,1,-1}, e3D, pow(R,2)), "P4");
  
```

Uses add\_cycle 24e 34b 82d, ex 42e 48e 48e 48e 54a, and numeric 24a.

Then we introduce the unknown cycle by the four tangency conditions to given spheres. We also put two conditions to rule out non-geometric solutions: *is\_real\_cycle* checks that the radius is real, *only\_reals* requires that all coefficients are real.

```
32a <3D-figure-example.cpp 30g>+≡ <30g 32b>
    realsymbol N3("N3");
    F.add_cycle_rel(lst{is_tangent(P1), is_tangent(P2), is_tangent(P3),is_tangent(P4)
        /* Tests below forbid all spheres with symbolic parameters */
        //, only_reals(N3), is_real_cycle(N3)
        }, N3);
```

Defines:

*is\_real\_cycle*, used in chunk 32d.

*is\_tangent*, used in chunk 23b.

*only\_reals*, used in chunks 22, 23b, and 32d.

Uses *add\_cycle\_rel* 17f 24g 34c 84b and *realsymbol* 28g.

Then we output the solutions and their radii.

```
32b <3D-figure-example.cpp 30g>+≡ <32a>
    lst L=ex_to<lst>(F.get_cycle(N3));
    cout << L.nops() << " spheres found" << endl;
    for (auto x: L)
        cout << "Sphere: " << ex_to<cycle>(x).normal()
            << ", radius sq: " << (ex_to<cycle>(x).det()).normal()
            << endl;
    return 0;
}
```

Uses *get\_cycle* 36g 36h 100c and *nops* 51a.

For the numerical value  $R = \frac{\sqrt{3}}{2}$ , the program found 16 different solutions which satisfy to *is\_real\_cycle* and *only\_reals* conditions. If we omit these conditions then additional 16 imaginary spheres will be producing (32 in total).

For the symbolic radii  $R$  again 32 different spheres are found. The condition *only\_reals* leaves only two obvious spheres, discussed at the beginning of the subsection. This happens because for some value of  $R$  coefficient of other spheres may turn to be complex. Finally, if we use the condition *is\_real\_cycle*, then no sphere passes it—the square of its radius may become negative for some  $R$ .

For visualisation we can partially re-use the previous code.

```
32c <3D-figure-visualise.cpp 32c>≡ <32d>
    <3D-figure-example-common 31a>
```

To simplify the structure we eliminate spheres which are different only up to the rotational symmetry of the initial set-up. To this end we explicitly specify inner or outer tangency for different spheres.

```
32d <3D-figure-visualise.cpp 32c>+≡ <32c 32e>
    realsymbol N0("N0"), N1("N1"), N2("N2"), N3("N3"), N4("N4");
    F.add_cycle_rel(lst{is_tangent_o(P1), is_tangent_o(P2), is_tangent_o(P3),is_tangent_o(P4),
        is_real_cycle(N0), only_reals(N0)}, N0);
    F.add_cycle_rel(lst{is_tangent_o(P1), is_tangent_o(P2), is_tangent_o(P3),is_tangent_i(P4),
        is_real_cycle(N1), only_reals(N1)}, N1);
    F.add_cycle_rel(lst{is_tangent_o(P1), is_tangent_o(P2), is_tangent_i(P3),is_tangent_i(P4),
        is_real_cycle(N2), only_reals(N2)}, N2);
    F.add_cycle_rel(lst{is_tangent_o(P1), is_tangent_i(P2), is_tangent_i(P3),is_tangent_i(P4),
        is_real_cycle(N3), only_reals(N3)}, N3);
```

Uses *add\_cycle\_rel* 17f 24g 34c 84b, *is\_real\_cycle* 30a 32a 40c, *is\_tangent\_i* 26d 40g, *is\_tangent\_o* 26d 40g, *only\_reals* 30c 32a 40e, and *realsymbol* 28g.

Now we save the arrangement for the numerical value  $R^2 = \frac{3}{4}$ .

```
32e <3D-figure-visualise.cpp 32c>+≡ <32d>
    F.subs(R≡sqrt(ex_to<numeric>(3))÷2).arrangement_write("appolonius");
    return 0;
}
```

Defines:

*arrangement\_write*, never used.

Uses *numeric* 24a and *subs* 51a.

Now this arrangement can be visualised by loading the file *appolonius.txt* into the helper programme *cycle3D-visualiser*. A screenshot of such visualisation is shown on Fig. 3.

APPENDIX B. PUBLIC METHODS IN THE `figure` CLASS

This section lists all methods, which may be of interest to an end-user. An advanced user may find further advise in Appendix E, which outlines the library header file. Methods presented here are grouped by their purpose.

The source (interleaved with documentation in a `noweb` file) can be found at [SourceForge project page \[39\]](#) as Git tree. The code is written using `noweb literate programming` tool [52]. The code uses some C++11 features, e.g. `regeps` and `std::function`. Drawing procedures delegate to `Asymptote [23]`.

The stable realises and full documentation are in [Files section of the project](#). A release archive contain all C++ files extracted from the `noweb` source, thus only the standard C++ compiler is necessary to use them.

Furthermore, a live CD with the compiled library, examples and all required tools is distributed as an ISO image. You may find a link to the ISO image at the start of this Web page:

[http://www.maths.leeds.ac.uk/~kisilv/courses/using\\_sw.html](http://www.maths.leeds.ac.uk/~kisilv/courses/using_sw.html)

It also explains how to use the live CD image either to boot your computer or inside a Virtual Machine.

**B.1. Creation and re-setting of figure, changing *metric*.** Here are methods to initialise `figure` and manipulate its basic property.

This is the simplest constructor of an initial figure with the (point) metric  $Mp$ . By default, any figure contains the *real\_line* and *infinity*. Parameter  $M$ , may be same as for definition of *clifford\_unit* in GiNaC, that is, be represented by a square **matrix**, **clifford** or **indexed** class object. If the metric  $Mp$  is not provided, then the default elliptic metric in two dimensions is used, it is given by the matrix  $\begin{pmatrix} -1 & 0 \\ 0 & -1 \end{pmatrix}$ .

An advanced user may wish to specify a different metric for point and cycle spaces, see [36, § 4.2] for the discussion. By default, if the metric in the point space is  $\begin{pmatrix} -1 & 0 \\ 0 & \sigma \end{pmatrix}$  then the metric of cycle space is:

$$(17) \quad \begin{pmatrix} -1 & 0 \\ 0 & -\chi(-\sigma) \end{pmatrix}, \quad \text{where} \quad \chi(t) = \begin{cases} 1, & t \geq 0; \\ -1, & t < 0. \end{cases}$$

is the *Heaviside function*  $\chi(\sigma)$  In other word, by default for elliptic and parabolic point space the cycle space has the same metric and for the parabolic point space the cycle space is elliptic. If a user want a different combination then the following constructor need to be used, see also `set_metric()` below

33a `<public methods in figure class 33a>≡` (50d) 33b>  
**figure(const ex & Mp, const ex & Mc=0);**

Defines:

`figure`, used in chunks 17, 18, 20a, 22–24, 28f, 29c, 31a, 38, 46, 47c, 49, 51a, 53, 67, 76–85, 87, 88, 96d, 98–101, 107e, 109, 110, 112, 114, and 120b.

Uses `ex 42e 48e 48e 48e 54a`.

The metrics set in the above constructor can be changed at any stage, and all cycles will be re-calculated in the figure accordingly. The parameter  $Mp$  can be the same type of object as in the first constructor `figure(const ex & )`. The first form change the point space metric and derive respective cycle space metric as described above. In the second form both metrics are provided explicitly.

33b `<public methods in figure class 33a>+≡` (50d) <33a 33c>  
**void set\_metric(const ex & Mp, const ex & Mc=0);**

Defines:

`set_metric`, used in chunks 27 and 98c.

Uses `ex 42e 48e 48e 48e 54a`.

This constructor can be used to create a figure with the pre-defined collection  $N$  of cycles.

33c `<public methods in figure class 33a>+≡` (50d) <33b 33d>  
**figure(const ex & Mp, const ex & Mc, const exhashmap<cycle\_node> & N);**

Defines:

`figure`, used in chunks 17, 18, 20a, 22–24, 28f, 29c, 31a, 38, 46, 47c, 49, 51a, 53, 67, 76–85, 87, 88, 96d, 98–101, 107e, 109, 110, 112, 114, and 120b.

Uses `cycle_node 44c 46c 70c 71a 71b 71c 72a 72b 73b 73c 74a 75a 75d` and `ex 42e 48e 48e 48e 54a`.

Remove all `cycle_node` from the figure. Only the *point\_metric*, *cycle\_metric*, *real\_line* and *infinity* are preserved.

33d `<public methods in figure class 33a>+≡` (50d) <33c 34a>  
**void reset\_figure();**

Defines:

`reset_figure`, never used.

**B.2. Adding elements to figure.** This method add points to the figure. A point is represented as cycles with radius 0 (with respect to the cycle metric) and coordinates  $x = (x_1, \dots, x_n)$  of their centre (represented by a **lst** of the suitable length). The procedure returns a symbol, which can be used later to refer this point. In the first form parameters *name* and (optional) *TeXname* provide respective string to name this new symbol. In the second form the whole symbol *key* is provided (and it will be returned by the procedure).

```
34a <public methods in figure class 33a>+≡ (50d) <33d 34b>
    ex add_point(const ex & x, string name, string TeXname="");
    ex add_point(const ex & x, const ex & key);
```

Defines:

`add_point`, used in chunks 18d and 24f.

`key`, used in chunks 34, 39–41, 46e, 49–51, 81–88, 96–98, 100c, and 119a.

`name`, used in chunks 34, 35a, 38, 39b, 79e, 81–83, 85, 86a, 98c, 101d, 104–107, and 115a.

`TeXname`, used in chunks 34, 81b, 83a, 85, 86a, and 115a.

Uses ex 42e 48e 48e 48e 54a.

This method add a cycle at zero generation without parents. The returned value and parameters *name*, *TeXname* and *key* are as in the previous methods `add_point()`.

```
34b <public methods in figure class 33a>+≡ (50d) <34a 34c>
    ex add_cycle(const ex & C, string name, string TeXname="");
    ex add_cycle(const ex & C, const ex & key);
```

Defines:

`add_cycle`, used in chunks 20–23, 29d, 31b, 83a, and 120b.

Uses ex 42e 48e 48e 48e 54a, key 34a, name 34a, and TeXname 34a.

Add a new node by a set *rel* of relations. The returned value and parameters *name*, *TeXname* and *key* are as in methods `add_point()`.

```
34c <public methods in figure class 33a>+≡ (50d) <34b 34d>
    ex add_cycle_rel(const lst & rel, string name, string TeXname="");
    ex add_cycle_rel(const lst & rel, const ex & key);
    ex add_cycle_rel(const ex & rel, string name, string TeXname="");
    ex add_cycle_rel(const ex & rel, const ex & key);
```

Defines:

`add_cycle_rel`, used in chunks 18, 21–23, 25, 26, 30, 32, 84, 85, 120, and 121a.

Uses ex 42e 48e 48e 48e 54a, key 34a, name 34a, and TeXname 34a.

Add a new cycle as the result of certain subfigure *F*. The list *L* provides nodes from the present figure, which shall be substituted to the zero generation of *F*. See `midpoint_constructor()` for an example, how subfigure shall be defined, The returned value and parameters *name*, *TeXname* and *key* are as in methods `add_point()`.

```
34d <public methods in figure class 33a>+≡ (50d) <34c 34e>
    ex add_subfigure(const ex & F, const lst & L, string name, string TeXname="");
    ex add_subfigure(const ex & F, const lst & L, const ex & key);
```

Defines:

`add_subfigure`, used in chunks 25g, 26b, and 85d.

Uses ex 42e 48e 48e 48e 54a, key 34a, name 34a, and TeXname 34a.

**B.3. Modification, deletion and searches of nodes.** This method modifies a node created by `add_point()` by moving the centre to new coordinates  $x = (x_1, \dots, x_n)$  (represented by a **lst** of the suitable length).

```
34e <public methods in figure class 33a>+≡ (50d) <34d 34f>
    void move_point(const ex & key, const ex & x);
```

Defines:

`move_point`, used in chunks 27, 28a, and 87a.

Uses ex 42e 48e 48e 48e 54a and key 34a.

This method replaced a node referred by *key* with the value of a cycle *C*. This can be applied to a node without parents only.

```
34f <public methods in figure class 33a>+≡ (50d) <34e 34g>
    void move_cycle(const ex & key, const ex & C);
```

Defines:

`move_cycle`, used in chunk 27d.

Uses ex 42e 48e 48e 48e 54a and key 34a.

Remove a node given *key* and all its children and grand children in all generations

```
34g <public methods in figure class 33a>+≡ (50d) <34f 35a>
    void remove_cycle_node(const ex & key);
```

Defines:

`remove_cycle_node`, never used.

Uses ex 42e 48e 48e 48e 54a and key 34a.

Return the label for `cycle_node` with the first matching name. If the name is not found, the zero expression is returned.

35a  $\langle$ public methods in figure class 33a $\rangle + \equiv$  (50d)  $\langle$ 34g 35b $\rangle$   
`ex get_cycle_label(string name) const;`

Defines:

`get_cycle_label`, used in chunk 98c.

Uses `ex 42e 48e 48e 48e 54a` and `name 34a`.

Finally, we provide the method to obtain the `lst` of keys for all nodes in generations between `mingen` and `maxgen` inclusively. The default value `GHOST_GEN` of `maxgen` removes the check of the upper bound. Thus, the call of the method with the default values produce the list of all key except the ghost generation. The order of keys is from lowest to highest generation.

35b  $\langle$ public methods in figure class 33a $\rangle + \equiv$  (50d)  $\langle$ 35a 35c $\rangle$   
`ex get_all_keys(const int mingen = GHOST_GEN+1, const int maxgen = GHOST_GEN) const;`

Defines:

`get_all_keys`, used in chunks 21c, 107b, and 108b.

Uses `ex 42e 48e 48e 48e 54a` and `GHOST_GEN 43c 43c`.

**B.4. Check relations and measure parameters.** To prove theorems we need to measure (*measure*) some quantities or to check (*check\_rel*) if two cycles from the figure are in a certain relation to each other, which were not explicitly defined by the construction.

B.4.1. *Checking relations.* A relation which may holds or not may be checked by the following method. It returns a `lst` of `GiNaC::relationals`, which present the relation between all pairs of cycles in the nodes with `key1` and `key2`. Typically two cycles are branching in the synchronous way. Thus it makes sense to compare only respective pairs, this is achieved with the default value `corresponds=true`.

35c  $\langle$ public methods in figure class 33a $\rangle + \equiv$  (50d)  $\langle$ 35b 36d $\rangle$   
`ex check_rel(const ex & key1, const ex & key2, PCR rel, bool use_cycle_metric=true,  
const ex & parameter=0, bool corresponds=true) const;`

Defines:

`check_rel`, used in chunks 23e and 26f.

Uses `ex 42e 48e 48e 48e 54a` and `PCR 46d`.

The available cycles properties to check are as follows. Most of these properties are also behind the cycle relations described in C.

Orthogonality of cycles given by [36, § 6.1]:

$$(18) \quad \langle C, \tilde{C} \rangle = 0.$$

For circles it coincides with usual orthogonality, for other situations see [36, Ch. 6] for detailed analysis.

35d  $\langle$ relations to check 35d $\rangle + \equiv$  (47d) 35e $\rangle$   
`ex cycle_orthogonal(const ex & C1, const ex & C2, const ex & pr=0);`

Defines:

`cycle_orthogonal`, used in chunks 22g, 23e, 26c, 39e, 61–63, 65a, 82a, 120, and 121a.

Uses `ex 42e 48e 48e 48e 54a`.

Focal orthogonality of cycles [36, § 6.6]:

$$(19) \quad \langle \tilde{C} C \tilde{C}, \mathbb{R} \rangle = 0.$$

35e  $\langle$ relations to check 35d $\rangle + \equiv$  (47d)  $\langle$ 35d 35f $\rangle$   
`ex cycle_f_orthogonal(const ex & C1, const ex & C2, const ex & pr=0);`

Defines:

`cycle_f_orthogonal`, used in chunks 39f, 62, 63a, and 65a.

Uses `ex 42e 48e 48e 48e 54a`.

Tangent condition between two cycles which shall be used for checks. This relation is not suitable for construction, use `is_tangent` and the likes from Section C for this.

35f  $\langle$ relations to check 35d $\rangle + \equiv$  (47d)  $\langle$ 35e 35g $\rangle$   
`ex check_tangent(const ex & C1, const ex & C2, const ex & pr=0);`

Defines:

`check_tangent`, used in chunk 26f.

Uses `ex 42e 48e 48e 48e 54a`.

Check two cycles are different.

35g  $\langle$ relations to check 35d $\rangle + \equiv$  (47d)  $\langle$ 35f 36a $\rangle$   
`ex cycle_different(const ex & C1, const ex & C2, const ex & pr=0);`

Defines:

`cycle_different`, used in chunks 40a, 62, 63a, 65a, and 82a.

Uses `ex 42e 48e 48e 48e 54a`.



Check two cycles are almost different, counting possible rounding errors.

```
36a <relations to check 35d>+≡ (47d) <35g 36b>
    ex cycle_adifferent(const ex & C1, const ex & C2, const ex & pr=0);
```

Defines:

`cycle_adifferent`, used in chunks 40b, 62, 63a, 65a, and 121a.

Uses ex 42e 48e 48e 48e 54a.

Check that the cycle product with other cycle (or itself) is non-positive.

```
36b <relations to check 35d>+≡ (47d) <36a 36c>
    ex product_sign(const ex & C1, const ex & C2, const ex & pr=1);
```

Defines:

`product_sign`, used in chunks 40, 62, 63a, and 65a.

Uses ex 42e 48e 48e 48e 54a.

We may want to exclude cycles with imaginary coefficients, this condition check it.

```
36c <relations to check 35d>+≡ (47d) <36b>
    ex coefficients_are_real(const ex & C1, const ex & C2, const ex & pr=1);
```

Defines:

`coefficients_are_real`, used in chunks 40e, 62, 63a, and 65a.

Uses ex 42e 48e 48e 48e 54a.

B.4.2. *Measuring quantites.* A quantity between two cycles may be measured by this method. Typically two cycles are branching in the synchronous way. Thus it makes sense to compare only respective pairs, this is achieved with the default value `corresponds=true`.

```
36d <public methods in figure class 33a>+≡ (50d) <35c 36e>
    ex measure(const ex & key1, const ex & key2, PCR rel, bool use_cycle_metric=true,
              const ex & parameter=0, bool corresponds=true) const;
```

Defines:

`measure`, never used.

Uses ex 42e 48e 48e 48e 54a and PCR 46d.

B.5. **Accessing elements of the figure.** We can obtain `point_metric` and `cycle_metric` form a figure by the following methods.

```
36e <public methods in figure class 33a>+≡ (50d) <36d 36f>
    inline ex get_point_metric() const { return point_metric; }
    inline ex get_cycle_metric() const { return cycle_metric; }
```

Defines:

`get_cycle_metric`, used in chunk 77c.

`get_point_metric`, used in chunk 77c.

Uses `cycle_metric` 51f, ex 42e 48e 48e 48e 54a, and `point_metric` 51f.

Sometimes, we need to check the dimensionality of the figure, which is essentially the dimensionality of the metric.

```
36f <public methods in figure class 33a>+≡ (50d) <36e 36g>
    inline ex get_dim() const { return ex_to<varidx>(point_metric.op(1)).get_dim(); }
```

Defines:

`get_dim()`, used in chunks 44a, 55, 56, 59, 60, 76–79, 81c, 82a, 86b, 88c, 98, 99, 102b, 107a, 118b, and 119b.

Uses ex 42e 48e 48e 48e 54a, op 51a, and `point_metric` 51f.

All `cycle` associated with a key `k` can be obtained through the following method. The optional parameter tell which metric to use: either `point_metric` or `cycle_metric`. The method returns a list of cycles associated to the key `k`.

```
36g <public methods in figure class 33a>+≡ (50d) <36f 36h>
    inline ex get_cycle(const ex & k, bool use_point_metric=true) const {
        return get_cycle(k, use_point_metric? point_metric: cycle_metric); }
```

Defines:

`get_cycle`, used in chunks 20e, 23c, 30b, 32b, 44a, 45d, 58b, 64c, 70d, 98c, 102d, 107b, 113a, and 114b.

Uses `cycle_metric` 51f, ex 42e 48e 48e 48e 54a, k 52c, and `point_metric` 51f.

In fact, we can use a similar method to get `cycle` with any permitted expression as a metric.

```
36h <public methods in figure class 33a>+≡ (50d) <36g 37a>
    ex get_cycle(const ex & k, const ex & metric) const;
```

Defines:

`get_cycle`, used in chunks 20e, 23c, 30b, 32b, 44a, 45d, 58b, 64c, 70d, 98c, 102d, 107b, 113a, and 114b.

Uses ex 42e 48e 48e 48e 54a and k 52c.



The generation of the cycle associated to the key  $k$  is provided by the method:

```
37a <public methods in figure class 33a>+≡ (50d) <36h 37c>
    inline ex get_generation(const ex & k) const {
        return ex_to<cycle_node>(get_cycle_node(k)).get_generation();}
```

Defines:

`get_generation`, used in chunks 45e, 68d, 77d, 83–87, 99–102, 107b, and 108c.

Uses `cycle_node` 44c 46c 70c 71a 71b 71c 72a 72b 73b 73c 74a 75a 75d, `ex` 42e 48e 48e 48e 54a, `get_cycle_node` 50e, and `k` 52c.

Sometimes we need to apply a function to all **cycles** which compose the **figure**. Here we define the type for such a function.

```
37b <defining types 37b>≡ (43b) 46d>
    using PEVAL = std::function<ex(const ex &, const ex &)>;
```

Uses `ex` 42e 48e 48e 48e 54a.

This is the method to apply a function *func* to all particular **cycles** which compose the **figure**. It returns a **lst** of **lsts**. Each sub-list has three elements: the returned value of *func*, the key of the respective `cycle_node` and the number of **cycle** in the respective node. The parameter *use\_cycle\_metric* tells which metric shall be used: either cycle space or point space, see [36, § 4.2].

```
37c <public methods in figure class 33a>+≡ (50d) <37a 37e>
    ex apply(PEVAL func, bool use_cycle_metric=true, const ex & param = 0) const;
```

Defines:

`apply`, never used.

Uses `ex` 42e 48e 48e 48e 54a.

**B.6. Drawing and printing.** There is a collections of methods which help to visualise a figure. We use **Asymptote** to produce PostScript, PDF, PNG or other files in two-dimensions and an interactive visualisation tool is available for three-dimensional figures.

The default behaviour of *asy\_write()* is an attempt to display files produced by **Asymptote**. User can disable this visualisation.

```
37d <additional functions header 37d>≡ (43b) 42a>
    void show_asy_on();
    void show_asy_off();
```

Defines:

`show_asy_off`, never used.

`show_asy_on`, never used.

**B.6.1. Two-dimensional graphics and animation.** The next method returns **Asymptote** [23] string which draws the entire figure. The drawing is controlled by two *style* and *lstring*. Initial parameters have the same meaning as in `cycle2D::asy_draw()`. Explicitly, the drawing is done within the rectangle with the lower left vertex (*xmin*, *ymin*) and upper right (*xmax*, *ymax*). The style of drawing is controlled by *default\_asy* and *default\_label*, see *asy\_cycle\_color()* and *label\_pos()* for ideas. On complicated figures, see Fig. 2, we may not want cycles label to be printed at all, this can be controlled through *with\_labels* parameter. By default the *real\_line* is drawn and the comments in the file are presented, this can be amended through *with\_realline* and *with\_header* parameters respectively. The default number of points per arc is reasonable in most cases, however user can override this with supplying a value to *points\_per\_arc*. The result is written to the stream *ost*.

```
37e <public methods in figure class 33a>+≡ (50d) <37c 38a>
    void asy_draw(ostream & ost =std::cout, ostream & err=std::cerr, const string picture="",
        const ex & xmin = -5, const ex & xmax = 5,
        const ex & ymin = -5, const ex & ymax = 5,
        asy_style style=default_asy, label_string lstring=default_label,
        bool with_realline=true, bool with_header=true,
        int points_per_arc = 0, const string imaginary_options="rgb(0, .9,0)+4pt",
        bool with_labels=true) const;
```

Defines:

`asy_draw`, used in chunks 27a and 103–105.

Uses `asy_style` 52d, `ex` 42e 48e 48e 48e 54a, `label_string` 52e, and `rgb` 21b 25a.

This method creates a temporary file with `Asymptote` commands to draw the figure, then calls the `Asymptote` to produce the graphic file, the temporary file is deleted afterwards. The parameters are the same as above in `asy_draw()`. The last parameter `rm_asy_file` tells if the `Asymptote` file shall be removed. User may keep it and fine-tune the result manually.

```
38a <public methods in figure class 33a>+≡ (50d) <37e 38b>
    void asy_write(int size=300, const ex & xmin = -5, const ex & xmax = 5,
                  const ex & ymin = -5, const ex & ymax = 5,
                  string name="figure-view-tmp", string format="",
                  asy_style style=default_asy, label_string lstring=default_label,
                  bool with_realline=true, bool with_header=true,
                  int points_per_arc=0, const string imaginary_options="rgb(0,.9,0)+4pt",
                  bool rm_asy_file=true, bool with_labels=true) const;
```

Defines:

`asy_write`, used in chunks 27 and 30d.

Uses `asy_style` 52d, `ex` 42e 48e 48e 48e 54a, `figure` 17d 24b 33a 33c 39d 50a 51d 76a 81a 83b 83c 86b 87c 99c 100b 100d 101a 102a 104b 105b 107a 108a 108b 108c 111a 111c 112b, `label_string` 52e, `name` 34a, and `rgb` 21b 25a.

This a method to produce an animation. The figure may depend from some parameters, for example of `symbol` class. The first argument `val` is a `lst`, which contains expressions for substitutions into the figure. That is, elements of `val` can be any expression suitable to use as the first parameter of `susb` method in `GiNaC`. For example, they may be `relationals` (e.g. `t≡1.5`) or `lst` of `relationals` (e.g. `lst{t≡1.5,s≡2.1}`). The method make the substitution the each element of `lst` into the figure and uses the resulting `Asymptote` drawings as a sequence of shots for the animations. The output `format` may be either predefined "pdf", "gif", "mng" or "mp4", or user-specified `Asymptote` string.

The values of parameters can be put to the animation. The default bottom-left position is encoded as "bl" for `values_position`, other possible positions are "br" (bottom-right), "tl" (top-left) and "tr" (top-right). Any other string (e.g. the empty one) will preven the parameter values from printing.

The rest of parameters have the same meaning as in `asy_write()`. See the end of Sect. A.2 for further advise on animation embedded into PDF files.

```
38b <public methods in figure class 33a>+≡ (50d) <38a 38c>
    void asy_animate(const ex & val,
                   int size=300, const ex & xmin = -5, const ex & xmax = 5,
                   const ex & ymin = -5, const ex & ymax = 5,
                   string name="figure-animatecf-tmp", string format="pdf",
                   asy_style style=default_asy, label_string lstring=default_label,
                   bool with_realline=true, bool with_header=true,
                   int points_per_arc = 0, const string imaginary_options="rgb(0,.9,0)+4pt",
                   const string values_position="bl", bool rm_asy_file=true,
                   bool with_labels=true) const;
```

Defines:

`asy_animate`, used in chunk 28b.

Uses `asy_style` 52d, `ex` 42e 48e 48e 48e 54a, `figure` 17d 24b 33a 33c 39d 50a 51d 76a 81a 83b 83c 86b 87c 99c 100b 100d 101a 102a 104b 105b 107a 108a 108b 108c 111a 111c 112b, `label_string` 52e, `name` 34a, and `rgb` 21b 25a.

Evaluation of `cycle` within a figure with symbolic entries may took a long time. To prevent this we may use `freeze` method, and then `unfreeze` after numeric substitution is done.

```
38c <public methods in figure class 33a>+≡ (50d) <38b 38d>
    inline figure freeze() const {setflag(status_flags::expanded); return *this;}
    inline figure unfreeze() const {clearflag(status_flags::expanded); return *this;}
```

Defines:

`freeze`, used in chunk 27e.

`unfreeze`, used in chunk 105d.

Uses `figure` 17d 24b 33a 33c 39d 50a 51d 76a 81a 83b 83c 86b 87c 99c 100b 100d 101a 102a 104b 105b 107a 108a 108b 108c 111a 111c 112b.

To speed-up evaluation of figures we may force float evaluation instead of exact arithmetic.

```
38d <public methods in figure class 33a>+≡ (50d) <38c 39a>
    inline figure set_float_eval() {float_evaluation=true; return *this;}
    inline figure set_exact_eval() {float_evaluation=false; return *this;}
```

Defines:

`set_exact_eval`, used in chunk 98b.

`set_float_eval`, used in chunk 98b.

Uses `figure` 17d 24b 33a 33c 39d 50a 51d 76a 81a 83b 83c 86b 87c 99c 100b 100d 101a 102a 104b 105b 107a 108a 108b 108c 111a 111c 112b and `float_evaluation` 52b.

These methods allow to specify or read an `Asymptote` drawing style for a particular node.

```
39a <public methods in figure class 33a>+≡ (50d) <38d 39b>
    inline void set_asy_style(const ex & key, string opt) {nodes[key].set_asy_opt(opt);}
    inline string get_asy_style(const ex & key) const {return ex.to<cycle_node>(get_cycle_node(k)).get_asy_opt();}
```

Defines:

`get_asy_style`, never used.

`set_asy_style`, used in chunks 21d, 25, 26, 29, and 30.

Uses `cycle_node` 44c 46c 70c 71a 71b 71c 72a 72b 73b 73c 74a 75a 75d, `ex` 42e 48e 48e 48e 54a, `get_cycle_node` 50e, `k` 52c, `key` 34a, and `nodes` 52a.

B.6.2. *Three-dimensional visualisation.* In three dimensions a visualisation is possible with the help of an additional interactive programme `cycle3D-visualiser`. The following method produces a text file `name.txt` (the default suffix ".txt" is added to `name` automatically). The file can be visualised by a helper programme. All cycles in generations starting from `first_gen` are represented by their centres, radii, generations and labels.

```
39b <public methods in figure class 33a>+≡ (50d) <39a 39c>
    void arrangement_write(string name, int first_gen=0) const;
```

Defines:

`arrangement_write`, never used.

Uses `name` 34a.

The written file `filename` then can be loaded by `textttcycle3D-visualiser` either through command line option or file choosing dialog. See documentations of the helper programme for available tools. In particular, it is possible to make screenshots similar to Fig. 3.

To print a figure  $F$  (of any dimensionality) as a list of nodes and relations between them it is enough to direct the figure to the stream:

$$\text{cout} \ll F \ll \text{endl};$$

B.7. **Saving and opening.** We can write a figure to a file as a GiNaC archive (\*.gar file) named `file_name` at a node `fig_name`.

```
39c <public methods in figure class 33a>+≡ (50d) <39b 39d>
    void save(const char* file_name, const char* fig_name="myfig") const;
```

Defines:

`save`, used in chunks 81a and 105d.

This constructor reads a figure stored in a GiNaC archive (\*.gar file) named `file_name` at a node `fig_name`.

```
39d <public methods in figure class 33a>+≡ (50d) <39c 50f>
    figure(const char* file_name, string fig_name="myfig");
```

Defines:

`figure`, used in chunks 17, 18, 20a, 22–24, 28f, 29c, 31a, 38, 46, 47c, 49, 51a, 53, 67, 76–85, 87, 88, 96d, 98–101, 107e, 109, 110, 112, 114, and 120b.

## APPENDIX C. PUBLIC METHODS IN `cycle_relation`

Nodes within figure are connected by sets of relations. There is some essential relations pre-defined in the library. Users can define their own relations as well.

The following relations between cycles are predefined. Orthogonality of cycles given by [36, § 6.1]:

$$(20) \quad \langle C, \tilde{C} \rangle = 0.$$

```
39e <predefined cycle relations 39e>≡ (48c) 39f>
    inline cycle_relation is_orthogonal(const ex & key, bool cm=true)
        {return cycle_relation(key, cycle_orthogonal, cm);}
```

Defines:

`is_orthogonal`, used in chunks 17, 18, 22, 23, 25, 26a, 30, 49a, and 115c.

Uses `cycle_orthogonal` 35d 115c, `cycle_relation` 41g 46e 47c 61d 62 63a 63b 65a 65b, `ex` 42e 48e 48e 48e 54a, and `key` 34a.

Focal orthogonality of cycles (19), see [36, § 6.6].

```
39f <predefined cycle relations 39e>+≡ (48c) <39e 40a>
    inline cycle_relation is_f_orthogonal(const ex & key, bool cm=true)
        {return cycle_relation(key, cycle_f_orthogonal, cm);}
```

Defines:

`is_f_orthogonal`, used in chunk 115d.

Uses `cycle_f_orthogonal` 35e 115d, `cycle_relation` 41g 46e 47c 61d 62 63a 63b 65a 65b, `ex` 42e 48e 48e 48e 54a, and `key` 34a.

We may want a cycle to be different from another. For example, if we look for intersection of two lines we want to exclude the infinity, where they are intersected anyway. Then, we may add the condition `is_different(F.get_infinity())`.

40a `<predefined cycle relations 39e>+≡ (48c) <39f 40b>`  
**inline cycle\_relation** `is_different(const ex & key, bool cm=true)`  
**{return cycle\_relation(key, cycle\_different, cm);}**

Defines:

`is_different`, never used.

Uses `cycle_different` 35g 117b, `cycle_relation` 41g 46e 47c 61d 62 63a 63b 65a 65b, `ex` 42e 48e 48e 48e 54a, and `key` 34a.

Due to a possible rounding errors we include an approximate version of `is_different`.

40b `<predefined cycle relations 39e>+≡ (48c) <40a 40c>`  
**inline cycle\_relation** `is_adifferent(const ex & key, bool cm=true)`  
**{return cycle\_relation(key, cycle\_adifferent, cm);}**

Defines:

`is_adifferent`, used in chunks 25d and 26a.

Uses `cycle_adifferent` 36a 116a, `cycle_relation` 41g 46e 47c 61d 62 63a 63b 65a 65b, `ex` 42e 48e 48e 48e 54a, and `key` 34a.

This relation check if a cycle is a non-positive vector, for circles this corresponds to real (non-imaginary) circles. By default we check this in the point space metric.

40c `<predefined cycle relations 39e>+≡ (48c) <40b 40d>`  
**inline cycle\_relation** `is_real_cycle(const ex & key, bool cm=false, const ex & pr=1)`  
**{return cycle\_relation(key, product\_sign, cm, pr);}**

Defines:

`is_real_cycle`, used in chunk 32d.

Uses `cycle_relation` 41g 46e 47c 61d 62 63a 63b 65a 65b, `ex` 42e 48e 48e 48e 54a, `key` 34a, and `product_sign` 36b 117c.

Effectively this is the same check but with a different name and other defaults. It may be used that both cycles are or are not separated by the light cone in the indefinite metric in space of cycles.

40d `<predefined cycle relations 39e>+≡ (48c) <40c 40e>`  
**inline cycle\_relation** `product_nonpositive(const ex & key, bool cm=true, const ex & pr=1)`  
**{return cycle\_relation(key, product\_sign, cm, pr);}**

Defines:

`product_nonpositive`, never used.

Uses `cycle_relation` 41g 46e 47c 61d 62 63a 63b 65a 65b, `ex` 42e 48e 48e 48e 54a, `key` 34a, and `product_sign` 36b 117c.

We may want to exclude cycles with imaginary coefficients, this condition check it.

40e `<predefined cycle relations 39e>+≡ (48c) <40d 40f>`  
**inline cycle\_relation** `only_reals(const ex & key, bool cm=true, const ex & pr=0)`  
**{return cycle\_relation(key, coefficients\_are\_real, cm, pr);}**

Defines:

`only_reals`, used in chunks 22, 23b, and 32d.

Uses `coefficients_are_real` 36c 118b, `cycle_relation` 41g 46e 47c 61d 62 63a 63b 65a 65b, `ex` 42e 48e 48e 48e 54a, and `key` 34a.

This is tangency condition which shall be used to find tangent cycles.

40f `<predefined cycle relations 39e>+≡ (48c) <40e 40g>`  
**inline cycle\_relation** `is_tangent(const ex & key, bool cm=true)`  
**{return cycle\_relation(key, cycle\_tangent, cm);}**

Defines:

`is_tangent`, used in chunk 23b.

Uses `cycle_relation` 41g 46e 47c 61d 62 63a 63b 65a 65b, `cycle_tangent` 47e 116c, `ex` 42e 48e 48e 48e 54a, and `key` 34a.

The split version for inner and outer tangent cycles.

40g `<predefined cycle relations 39e>+≡ (48c) <40f 41a>`  
**inline cycle\_relation** `is_tangent_i(const ex & key, bool cm=true)`  
**{return cycle\_relation(key, cycle\_tangent\_i, cm);}**  
**inline cycle\_relation** `is_tangent_o(const ex & key, bool cm=true)`  
**{return cycle\_relation(key, cycle\_tangent\_o, cm);}**

Defines:

`is_tangent_i`, used in chunks 22d, 26e, 30c, and 32d.

`is_tangent_o`, used in chunks 26e and 32d.

Uses `cycle_relation` 41g 46e 47c 61d 62 63a 63b 65a 65b, `cycle_tangent_i` 47e 117a, `cycle_tangent_o` 47e 116d, `ex` 42e 48e 48e 48e 54a, and `key` 34a.

The relation between cycles to “intersect with certain angle” (but the “intersection” may be imaginary). If cycles are intersecting indeed then the value of  $pr$  is the cosine of the angle.

41a  $\langle$ predefined cycle relations 39e $\rangle + \equiv$  (48c)  $\langle$ 40g 41b $\rangle$   
**inline cycle\_relation** *make\_angle*(**const ex & key**, **bool cm=true**, **const ex & angle=0**)  
**{return cycle\_relation**(*key*, *cycle\_angle*, *cm*, *angle*);}

Defines:

*make\_angle*, never used.

Uses *cycle\_angle* 47e 117d, *cycle\_relation* 41g 46e 47c 61d 62 63a 63b 65a 65b, *ex* 42e 48e 48e 48e 54a, and *key* 34a.

The next relation defines a generalisation of a Steiner power of a point for cycles.

41b  $\langle$ predefined cycle relations 39e $\rangle + \equiv$  (48c)  $\langle$ 41a 41c $\rangle$   
**inline cycle\_relation** *cycle\_power*(**const ex & key**, **bool cm=true**, **const ex & cpower=0**)  
**{return cycle\_relation**(*key*, *steiner\_power*, *cm*, *cpower*);}

Defines:

*cycle\_power*, never used.

Uses *cycle\_relation* 41g 46e 47c 61d 62 63a 63b 65a 65b, *ex* 42e 48e 48e 48e 54a, *key* 34a, and *steiner\_power* 47e 117e.

The next relation defines tangential distance between cycles.

41c  $\langle$ predefined cycle relations 39e $\rangle + \equiv$  (48c)  $\langle$ 41b 41d $\rangle$   
**inline cycle\_relation** *tangential\_distance*(**const ex & key**, **bool cm=true**, **const ex & distance=0**)  
**{return cycle\_relation**(*key*, *steiner\_power*, *cm*, *pow*(*distance*,2));}

Defines:

*tangential\_distance*, never used.

Uses *cycle\_relation* 41g 46e 47c 61d 62 63a 63b 65a 65b, *ex* 42e 48e 48e 48e 54a, *key* 34a, and *steiner\_power* 47e 117e.

The next relation defines cross-tangential distance between cycles.

41d  $\langle$ predefined cycle relations 39e $\rangle + \equiv$  (48c)  $\langle$ 41c 41e $\rangle$   
**inline cycle\_relation** *cross\_t\_distance*(**const ex & key**, **bool cm=true**, **const ex & distance=0**)  
**{return cycle\_relation**(*key*, *cycle\_cross\_t\_distance*, *cm*, *distance*);}

Defines:

*cross\_t\_distance*, never used.

Uses *cycle\_cross\_t\_distance* 47e 118a, *cycle\_relation* 41g 46e 47c 61d 62 63a 63b 65a 65b, *ex* 42e 48e 48e 48e 54a, and *key* 34a.

The next relation creates a cycle, which is a FLT of an existing cycle. The transformation is defined by a list of four entries which will make a  $2 \times 2$  matrix. The default value corresponds to the identity map. User will need to use a proper Clifford algebra for the matrix to make this transformation works. In two dimensions the next method makes a relief.

41e  $\langle$ predefined cycle relations 39e $\rangle + \equiv$  (48c)  $\langle$ 41d 41f $\rangle$   
**inline cycle\_relation** *moebius\_transform*(**const ex & key**, **bool cm=true**,  
**const ex & matrix=lst{numeric(1),0,0,numeric(1)}**)  
**{return cycle\_relation**(*key*, *cycle\_moebius*, *cm*, *matrix*);}

Defines:

*moebius\_transform*, never used.

Uses *cycle\_moebius* 48a 118e, *cycle\_relation* 41g 46e 47c 61d 62 63a 63b 65a 65b, *ex* 42e 48e 48e 48e 54a, *key* 34a, and *numeric* 24a.

This is a simplified variant of the previous transformations for two dimension figures and transformations with real entries. The corresponding check will be carried out by the library. Then, the library will convert it into the proper Clifford valued matrix.

41f  $\langle$ predefined cycle relations 39e $\rangle + \equiv$  (48c)  $\langle$ 41e $\rangle$   
**cycle\_relation** *sl2\_transform*(**const ex & key**, **bool cm=true**,  
**const ex & matrix=lst{numeric(1),0,0,numeric(1)}**);

Defines:

*sl2\_transform*, never used.

Uses *cycle\_relation* 41g 46e 47c 61d 62 63a 63b 65a 65b, *ex* 42e 48e 48e 48e 54a, *key* 34a, and *numeric* 24a.

This is a constructor which creates a relation of the type *rel* to a node labelled by *key*. Boolean *cm* tells either to chose cycle metric or point metric for the relation. An additional parameter  $p$  can be supplied to the relation.

41g  $\langle$ public methods for cycle relation 41g $\rangle \equiv$  (47a)  
**cycle\_relation**(**const ex & key**, *PCR rel*, **bool cm=true**, **const ex & p=0**);

Defines:

*cycle\_relation*, used in chunks 39–41, 44b, 46c, 47a, 53e, 61, 64a, 66, 71e, 72e, 74a, 82a, 84, 85b, 96e, 97d, and 119–21.

Uses *ex* 42e 48e 48e 48e 54a, *key* 34a, and *PCR* 46d.

There is also an additional method to define a joint relation to several parents by insertion of a **subfigure**, see *midpoint\_constructor* below.

41h  $\langle$ public methods for subfigure 41h $\rangle \equiv$  (49b)  
**subfigure**(**const ex & F**, **const ex & L**);

Defines:

*subfigure*, used in chunks 44d, 53e, 66, 68a, 71e, 72e, 85c, and 98.

Uses *ex* 42e 48e 48e 48e 54a.

## APPENDIX D. ADDITIONAL UTILITIES

Here is a procedure which returns a figure, which can be used to build a conformal version of the midpoint. The methods require three points, say  $v1$ ,  $v2$  and  $v3$ . If  $v3$  is infinity, then the midpoint between  $v1$  and  $v2$  can be build using the orthogonality only. Put a cycle  $v4$  joining  $v1$ ,  $v2$  and  $v3$ . Then construct a cycle  $v5$  with the diameter  $v1-v2$ , that is passing these points and orthogonal to  $v4$ . Then, put the cycle  $v6$  which passes  $v3$  and is orthogonal to  $v4$  and  $v5$ . The intersection  $r$  of  $v6$  and  $v4$  is the midpoint of  $v1-v2$ .

42a `<additional functions header 37d>+≡` (43b) `<37d 42b>`  
`ex midpoint_constructor();`

Defines:

`midpoint_constructor`, used in chunk 24c.

Uses `ex 42e 48e 48e 48e 54a`.

This utility make pair-wise comparison of cycles in the list  $L$  and deletes duplicates.

42b `<additional functions header 37d>+≡` (43b) `<42a 42c>`  
`ex unique_cycle(const ex & L);`

Defines:

`unique_cycle`, used in chunk 98a.

Uses `ex 42e 48e 48e 48e 54a`.

The debug output may be switched on and switched off by the following methods.

42c `<additional functions header 37d>+≡` (43b) `<42b 42d>`  
`void figure_debug_on();`  
`void figure_debug_off();`  
`bool figure_ask_debug_status();`

Defines:

`figure_ask_debug_status`, never used.

`figure_debug_off`, never used.

`figure_debug_on`, never used.

Solution of several quadratic equations in a sequence rapidly increases complexity of expression. We try to resolve this by some trigonometric or hyperbolic substitutions. Those expression in the turn need to be simplified as well in `evaluate_cycle()` for the condition *only\_reals*. Later this variable will be assigned with a default list of trigonometric substitutions. User have a possibility to adjust this list in the run time.

42d `<additional functions header 37d>+≡` (43b) `<42c`  
`extern const ex evaluation_assist;`

Defines:

`evaluation_assist`, used in chunks 90f and 92c.

Uses `ex 42e 48e 48e 48e 54a`.

Definition of the simplification rule.

42e `<figure library variables and constants 42e>≡` (53a) `48e>`  
`const ex evaluation_assist = lst{power(cos(wild(0)),2)≡1-power(sin(wild(0)),2),`  
`power(cosh(wild(1)),2)≡1+power(sinh(wild(1)),2)};`

Defines:

`evaluation_assist`, used in chunks 90f and 92c.

`ex`, used in chunks 17, 18, 20–26, 29, 31, 33–52, 54–71, 73, 75–93, 96d, 99–102, 104–107, and 109–121.

## APPENDIX E. FIGURE LIBRARY HEADER FILE

Here is the header file of the library. Initially, an end-user does not need to know its structure much beyond the material presented in Sections B–C and illustrated in Section A. Here is some further topics which can be of interest as well:

- An intermediate end-user may wish to define his own **subfigures**, see `midpoint_constructor` for a sample and Subsect. E.4.
- Furthermore, an advanced end-user may wish to define some additional **cycle\_relation** to supplement already presented in Section C, in this case only knowledge of **cycle\_relation** class is required, see Subsect. E.3.
- To adjust automatically created **Asymptote** graphics user may want to adjust the default styles, see Subsect. E.6.

42f `<figure.h 42f>≡` 43a>  
`<license 124>`  
`#ifndef ___figure__`  
`#define ___figure__`

Defines:

`___figure__`, used in chunk 43b.



Some libraries we are using.

```
43a <figure.h 42f>+≡ <42f 43b>
    #include <iostream>
    #include <cstdlib>
    #include <cstdio>
    #include <fstream>
    #include <regex>
    #include "cycle.h"
```

```
namespace MoebInv {
using namespace std;
using namespace GiNaC;
```

Defines:

`MoebInv`, used in chunks 43b and 53a.

The overview of the header file.

```
43b <figure.h 42f>+≡ <43a>
<figure define 43c>
<defining types 37b>
<cycle data header 43d>
<cycle node header 44b>
<cycle relations 46e>
<asy styles 52d>
<figure header 50a>
<subfigure header 49b>
<additional functions header 37d>
} // namespace MoebInv
#endif /* defined(____figure__) */
```

Uses `____figure__` 42f and `MoebInv` 17c 43a.

We use negative numbered generations to save the reference objects.

```
43c <figure define 43c>≡ (43b)
    #define REAL_LINE_GEN -1
    #define INFINITY_GEN -2
    #define GHOST_GEN -3
```

Defines:

`GHOST_GEN`, used in chunks 35b, 82a, 83d, 87e, 100a, and 108.

`INFINITY_GEN`, used in chunks 76c, 77d, and 108b.

`REAL_LINE_GEN`, used in chunks 76d, 77d, 100b, and 102d.

E.1. **cycle\_data class declaration.** The class to store explicit data of an individual **cycle**. An end-user does not need normally to know about it.

```
43d <cycle data header 43d>≡ (43b) 43e>
    class cycle_data : public basic
    {
        GINAC_DECLARE_REGISTERED_CLASS(cycle_data, basic)
```

Defines:

`cycle_data`, used in chunks 27d, 47b, 53–55, 57–60, 64a, 69–72, 76, 82, 84–86, 88d, 90, 96–98, 116a, 120b, and 121b.

The parameters of the stored **cycle**.

```
43e <cycle data header 43d>+≡ (43b) <43d 44a>
    protected:
        ex k,
        l,
        m;
```

Uses `ex` 42e 48e 48e 48e 54a, `k` 52c, `l` 52c, and `m` 52c.

Public methods in the class. However, an end-user does not normally need them.

```

44a <cycle data header 43d>+≡ (43b) <43e
public:
  cycle_data(const ex & C);
  cycle_data(const ex & k1, const ex l1, const ex & m1, bool normalize=false);
  ex get_cycle(const ex & metr) const;
  inline size_t nops() const { return 3; }
  ex op(size_t i) const;
  ex & let_op(size_t i);
  inline ex get_k() const { return k; }
  inline ex get_l() const { return l; }
  inline ex get_l(size_t i) const { return l.op(0).op(i); }
  inline ex get_m() const { return m; }
  inline long unsigned int get_dim() const { return l.op(0).nops(); }
  void do_print(const print_dflt & con, unsigned level) const;
  void do_print_double(const print_dflt & con, unsigned level) const;
  void archive(archive_node &n) const;
  inline ex normalize() const {return cycle_data(k,l,m,true);}
  ex num_normalize() const;
  void read_archive(const archive_node &n, lst &sym_lst);
  bool is_equal(const basic & other, bool projectively) const;
  bool is_almost_equal(const basic & other, bool projectively) const;
  cycle_data subs(const ex & e, unsigned options=0) const;
  ex subs(const exmap & em, unsigned options=0) const;
  inline bool has(const ex & x) const { return (k.has(x) ∨ l.has(x) ∨ m.has(x)); }

protected:
  return_type_t return_type_tinfo() const;
};
GINAC_DECLARE_UNARCHIVER(cycle_data);

```

Defines:

cycle\_data, used in chunks 27d, 47b, 53–55, 57–60, 64a, 69–72, 76, 82, 84–86, 88d, 90, 96–98, 116a, 120b, and 121b.  
 Uses archive 51a, do\_print\_double 50e, ex 42e 48e 48e 48e 54a, get\_cycle 36g 36h 100c, get\_dim() 36f, is\_almost\_equal 119c, k 52c, l 52c, m 52c, nops 51a, op 51a, read\_archive 51a, and subs 51a.

E.2. cycle\_node class declaration. Forward declaration.

```

44b <cycle node header 44b>≡ (43b) 44c>
class cycle_relation;

```

Uses cycle\_relation 41g 46e 47c 61d 62 63a 63b 65a 65b.

The class to store nodes containing data of particular cycles and relations between nodes. An end-user does not need normally to know about it.

```

44c <cycle node header 44b>+≡ (43b) <44b 44d>
class cycle_node : public basic
{
  GINAC_DECLARE_REGISTERED_CLASS(cycle_node, basic)
}

```

Defines:

cycle\_node, used in chunks 33c, 37a, 39a, 45–47, 49, 50f, 52a, 53e, 64, 68–71, 73, 76, 77c, 80a, 82, 84c, 85c, 99, 100c, 108–110, 112a, and 113a.

Members of the class.

```

44d <cycle node header 44b>+≡ (43b) <44c 45a>
protected:
  lst cycles; // List of cycle data entries
  int generation;
  lst children; // List of keys to cycle_nodes
  lst parents; // List of cycle_relations or a list containing a single subfigure
  string custom_asy; // Custom string for Asymptote

```

Uses subfigure 41h 49b 49d 67a 67b 67c 67d 67e.



Constructors in the class.

45a <cycle node header 44b>+≡ (43b) <44d 45b>  
**public:**  
**cycle\_node**(const ex & C, int g=0);  
**cycle\_node**(const ex & C, int g, const lst & par);  
**cycle\_node**(const ex & C, int g, const lst & par, const lst & chil);  
**cycle\_node**(const ex & C, int g, const lst & par, const lst & chil, string ca);  
**cycle\_node** subs(const ex & e, unsigned options=0) const;  
**void do\_print\_double**(const print\_dft & con, unsigned level) const;  
**ex** subs(const exmap & m, unsigned options=0) const;

Uses **cycle\_node** 44c 46c 70c 71a 71b 71c 72a 72b 73b 73c 74a 75a 75d, **do\_print\_double** 50e, **ex** 42e 48e 48e 48e 54a, **m** 52c, and **subs** 51a.

Add a child **cycle\_node** to the **cycle\_node**.

45b <cycle node header 44b>+≡ (43b) <45a 45c>  
**protected:**  
**inline void add\_child**(const ex & c) {children.append(c);}

Uses **ex** 42e 48e 48e 48e 54a.

Access **cycle** parameters.

45c <cycle node header 44b>+≡ (43b) <45b 45d>  
**inline ex get\_cycles**() const {return cycles;}

Uses **ex** 42e 48e 48e 48e 54a.

Return the **cycle** object for every **cycle\_data** stored in *cycles*.

45d <cycle node header 44b>+≡ (43b) <45c 45e>  
**ex get\_cycle**(const ex & metr) const;  
**inline ex get\_cycle\_data**(int i) const {return cycles.op(i);}

Uses **ex** 42e 48e 48e 48e 54a, **get\_cycle** 36g 36h 100c, and **op** 51a.

Return the generation number.

45e <cycle node header 44b>+≡ (43b) <45d 45f>  
**inline int get\_generation**() const {return generation;}

Uses **get\_generation** 37a.

Return the children list

45f <cycle node header 44b>+≡ (43b) <45e 45g>  
**inline lst get\_children**() const {return children;}

Replace the current **cycle** with a new **cycle**.

45g <cycle node header 44b>+≡ (43b) <45f 45h>  
**void set\_cycles**(const ex & C);

Uses **ex** 42e 48e 48e 48e 54a.

Add one more **cycle** instance to list of *cycles*.

45h <cycle node header 44b>+≡ (43b) <45g 45i>  
**void append\_cycle**(const ex & C);  
**void append\_cycle**(const ex & k, const ex & l, const ex & m);

Uses **ex** 42e 48e 48e 48e 54a, **k** 52c, **l** 52c, and **m** 52c.

Return the parent list.

45i <cycle node header 44b>+≡ (43b) <45h 45j>  
**lst get\_parents**() const;

The method returns the list of all keys to parent cycles.

45j <cycle node header 44b>+≡ (43b) <45i 46a>  
**lst get\_parent\_keys**() const ;

Remove a child of the `cycle_node`.

```
46a <cycle node header 44b>+≡ (43b) <45j 46b>
    void remove_child(const ex & c);
```

Uses `ex` 42e 48e 48e 48e 54a.

Set or read `Asymptote` option for this particular node.

```
46b <cycle node header 44b>+≡ (43b) <46a 46c>
    inline void set_asy_opt(const string opt) {custom_asy=opt;}
    inline string get_asy_opt() const {return custom_asy;}
```

Service functions including printout the mathematical expression.

```
46c <cycle node header 44b>+≡ (43b) <46b
    inline size_t nops() const { return cycles.nops()+children.nops()+parents.nops(); }
    ex op(size_t i) const;
    ex & let_op(size_t i);
    void do_print(const print_dflt & con, unsigned level) const;
    void do_print_tree(const print_tree & con, unsigned level) const;
protected:
    return_type_t return_type_tinfo() const;
    void archive(archive_node &n) const;
    void read_archive(const archive_node &n, lst &sym_lst);

friend class cycle_relation;
friend class figure;
};
GINAC_DECLARE_UNARCHIVER(cycle_node);
```

Defines:

`cycle_node`, used in chunks 33c, 37a, 39a, 45–47, 49, 50f, 52a, 53e, 64, 68–71, 73, 76, 77c, 80a, 82, 84c, 85c, 99, 100c, 108–110, 112a, and 113a.

Uses `archive` 51a, `cycle_relation` 41g 46e 47c 61d 62 63a 63b 65a 65b, `ex` 42e 48e 48e 48e 54a, `figure` 17d 24b 33a 33c 39d 50a 51d 76a 81a 83b 83c 86b 87c 99c 100b 100d 101a 102a 104b 105b 107a 108a 108b 108c 111a 111c 112b, `nops` 51a, `op` 51a, and `read_archive` 51a.

E.3. **cycle\_relation class declaration.** First, we define a type to hold cycle relations. That is a pointer to a functions with two arguments. See the definition of `cycle_orthogonal`, `cycle_different`, for samples.

```
46d <defining types 37b>+≡ (43b) <37b
    using PCR = std::function<ex(const ex &, const ex &, const ex &)>;
```

Defines:

`PCR`, used in chunks 35c, 36d, 41g, 46e, 47a, 61b, 112d, and 114a.

Uses `ex` 42e 48e 48e 48e 54a.

This class describes relations between `cycle_nodes`. An advanced end-user may want to add some new relations similar to already provided in Section C. Note however, that archiving (saving) of user-defined relations cannot be done as they contain pointers to functions which are not portable.

Members of the class.

```
46e <cycle relations 46e>≡ (43b) 47a>
    class cycle_relation : public basic
    {
        GINAC_DECLARE_REGISTERED_CLASS(cycle_relation, basic)
protected:
        ex parkey; // A key to a parent cycle_node in figure
        PCR rel; // A pointer to function which produces the relation
        ex parameter; // The value, which is supplied to rel() as the third parameter
        bool use_cycle_metric; // If true uses the cycle space metric, otherwise the point space metric
```

Defines:

`cycle_relation`, used in chunks 39–41, 44b, 46c, 47a, 53e, 61, 64a, 66, 71e, 72e, 74a, 82a, 84, 85b, 96e, 97d, and 119–21.

Uses `cycle_node` 44c 46c 70c 71a 71b 71c 72a 72b 73b 73c 74a 75a 75d, `ex` 42e 48e 48e 48e 54a, `figure` 17d 24b 33a 33c 39d 50a 51d 76a 81a 83b 83c 86b 87c 99c 100b 100d 101a 102a 104b 105b 107a 108a 108b 108c 111a 111c 112b, `key` 34a, and `PCR` 46d.

Public methods in the class.

```
47a <cycle relations 46e>+≡ (43b) <46e 47b>
public:
  <public methods for cycle relation 41g>
  inline ex get_parkey() const {return parkey;}
  inline PCR get_PCR() const {return rel;}
  inline ex get_parameter() const {return parameter;}
  inline bool cycle_metric_inuse() const {return use_cycle_metric;}
  inline ex subs(const exmap & em, unsigned options=0) const
  {return cycle_relation(parkey, rel, use_cycle_metric, parameter.subs(em,options));}
```

Uses `cycle_relation` 41g 46e 47c 61d 62 63a 63b 65a 65b, `ex` 42e 48e 48e 48e 54a, `PCR` 46d, and `subs` 51a.

Protected methods in the class.

```
47b <cycle relations 46e>+≡ (43b) <47a 47c>
protected:
  ex rel_to_parent(const cycle_data & C1, const ex & pmetric, const ex & cmetric,
                  const exhashmap<cycle_node> & N) const;
  return_type_t return_type_tinfo() const;
  void do_print(const print_dft & con, unsigned level) const;
  void do_print_tree(const print_tree & con, unsigned level) const;
```

Uses `cycle_data` 24e 27c 43d 44a 55c 55d 56a 57b 57c 57d, `cycle_node` 44c 46c 70c 71a 71b 71c 72a 72b 73b 73c 74a 75a 75d, and `ex` 42e 48e 48e 48e 54a.

(un)Archiving of `cycle_relation` is not universal. At present it only can handle relations declared in the header file `cycle_orthogonal`, `cycle_f_orthogonal`, `cycle_adifferent`, `cycle_different`, `cycle_tangent`, `cycle_power` etc. from Subsection C.

```
47c <cycle relations 46e>+≡ (43b) <47b 47d>
void archive(archive_node &n) const;
void read_archive(const archive_node &n, lst &sym_lst);

inline size_t nops() const { return 2; }
ex op(size_t i) const;
ex & let_op(size_t i);

friend class cycle_node;
friend class figure;
};
GINAC_DECLARE_UNARCHIVER(cycle_relation);
```

Defines:

`cycle_relation`, used in chunks 39–41, 44b, 46c, 47a, 53e, 61, 64a, 66, 71e, 72e, 74a, 82a, 84, 85b, 96e, 97d, and 119–21.

Uses `archive` 51a, `cycle_node` 44c 46c 70c 71a 71b 71c 72a 72b 73b 73c 74a 75a 75d, `ex` 42e 48e 48e 48e 54a, `figure` 17d 24b 33a 33c 39d 50a 51d 76a 81a 83b 83c 86b 87c 99c 100b 100d 101a 102a 104b 105b 107a 108a 108b 108c 111a 111c 112b, `nops` 51a, `op` 51a, and `read_archive` 51a.

The following functions are used as *PCR* pointers for corresponding cycle relations.

```
47d <cycle relations 46e>+≡ (43b) <47c 47e>
  <relations to check 35d>
```

The following procedures are used to construct relations but are impractical to check.

```
47e <cycle relations 46e>+≡ (43b) <47d 48a>
ex cycle_tangent(const ex & C1, const ex & C2, const ex & pr=0);
ex cycle_tangent_i(const ex & C1, const ex & C2, const ex & pr=0);
ex cycle_tangent_o(const ex & C1, const ex & C2, const ex & pr=0);
ex cycle_angle(const ex & C1, const ex & C2, const ex & pr);
ex steiner_power(const ex & C1, const ex & C2, const ex & pr);
ex cycle_cross_t_distance(const ex & C1, const ex & C2, const ex & pr);
```

Defines:

`cycle_angle`, used in chunks 41a, 62, 63a, and 65a.

`cycle_cross_t_distance`, used in chunks 41d, 62, 63a, and 65a.

`cycle_tangent`, used in chunks 40f, 62, 63a, and 65a.

`cycle_tangent_i`, used in chunks 40g, 62, 63a, and 65a.

`cycle_tangent_o`, used in chunks 40g, 62, 63a, and 65a.

`steiner_power`, used in chunks 41, 62, 63a, and 65a.

Uses `ex` 42e 48e 48e 48e 54a.

Fractional linear transformations.

48a  $\langle$ cycle relations 46e $\rangle + \equiv$  (43b)  $\langle$ 47e 48b $\rangle$   
**ex** *cycle\_moebius*(**const ex** & *C1*, **const ex** & *C2*, **const ex** & *pr*);  
**ex** *cycle\_sl2*(**const ex** & *C1*, **const ex** & *C2*, **const ex** & *pr*);

Defines:

*cycle\_moebius*, used in chunks 41e, 62, 63a, and 65a.  
*cycle\_sl2*, used in chunks 62, 63a, 65a, and 119a.

Uses **ex** 42e 48e 48e 48e 54a.

The next functions are used to measure certain quantities between cycles.

48b  $\langle$ cycle relations 46e $\rangle + \equiv$  (43b)  $\langle$ 48a 48c $\rangle$   
**ex** *power\_is*(**const ex** & *C1*, **const ex** & *C2*, **const ex** & *pr=1*);  
**inline ex** *sq\_t\_distance\_is*(**const ex** & *C1*, **const ex** & *C2*, **const ex** & *pr=1*)  
 {**return** *power\_is*(*C1*, *C2*, 1);}  
**inline ex** *sq\_cross\_t\_distance\_is*(**const ex** & *C1*, **const ex** & *C2*, **const ex** & *pr=-1*)  
 {**return** *power\_is*(*C1*, *C2*, -1);}  
**ex** *angle\_is*(**const ex** & *C1*, **const ex** & *C2*, **const ex** & *pr=0*);

Defines:

*angle\_is*, never used.  
*power\_is*, never used.  
*sq\_cross\_t\_distance\_is*, never used.  
*sq\_t\_distance\_is*, never used.

Uses **ex** 42e 48e 48e 48e 54a.

We include the list of pre-defined metrics in two dimensions.

48c  $\langle$ cycle relations 46e $\rangle + \equiv$  (43b)  $\langle$ 48b 48d $\rangle$   
 $\langle$ predefined cycle relations 39e $\rangle$

We explicitly define three types of metrics on a plane: elliptic, parabolic, hyperbolic.

48d  $\langle$ cycle relations 46e $\rangle + \equiv$  (43b)  $\langle$ 48c 49a $\rangle$   
**extern const ex** *metric\_e*, *metric\_p*, *metric\_h*;

Defines:

*metric\_e*, used in chunk 49a.  
*metric\_h*, used in chunk 49a.  
*metric\_p*, used in chunk 49a.

Uses **ex** 42e 48e 48e 48e 54a.

The predefined metrics are based on diagonal matrices with different signatures.

48e  $\langle$ figure library variables and constants 42e $\rangle + \equiv$  (53a)  $\langle$ 42e 53b $\rangle$   
**const ex** *metric\_e* = *clifford\_unit*(**varidx**(**symbol**("i"), **numeric**(2)), **indexed**(*diag\_matrix*(**lst**{-1,-1}), *sy\_symm*()),  
**varidx**(**symbol**("j"), **nu-**  
**meric**(2)), **varidx**(**symbol**("k"), **numeric**(2)));  
**const ex** *metric\_p* = *clifford\_unit*(**varidx**(**symbol**("i"), **numeric**(2)), **indexed**(*diag\_matrix*(**lst**{-1,0}), *sy\_symm*()),  
**varidx**(**symbol**("j"), **nu-**  
**meric**(2)), **varidx**(**symbol**("k"), **numeric**(2)));  
**const ex** *metric\_h* = *clifford\_unit*(**varidx**(**symbol**("i"), **numeric**(2)), **indexed**(*diag\_matrix*(**lst**{-1,1}), *sy\_symm*()),  
**varidx**(**symbol**("j"), **numeric**(2)), **varidx**(**symbol**("k"), **numeric**(2)));

Defines:

**ex**, used in chunks 17, 18, 20–26, 29, 31, 33–52, 54–71, 73, 75–93, 96d, 99–102, 104–107, and 109–121.  
*metric\_e*, used in chunk 49a.  
*metric\_h*, used in chunk 49a.  
*metric\_p*, used in chunk 49a.

Uses **k** 52c and **numeric** 24a.

There is the list of pre-defined metrics in two dimensions cycle relations. Orthogonality of cycles of three types independent from a metric stored in the figure.

49a  $\langle$ cycle relations 46e $\rangle + \equiv$  (43b)  $\triangleleft$  48d

```

inline ex cycle_orthogonal_e(const ex & C1, const ex & C2, const ex & pr=0) {
    return lst{(ex)lst{ex_to<cycle>(C1).is_orthogonal(ex_to<cycle>(C2), metric_e)}};};

inline ex cycle_orthogonal_p(const ex & C1, const ex & C2, const ex & pr=0) {
    return lst{(ex)lst{ex_to<cycle>(C1).is_orthogonal(ex_to<cycle>(C2), metric_p)}};};

inline ex cycle_orthogonal_h(const ex & C1, const ex & C2, const ex & pr=0) {
    return lst{(ex)lst{ex_to<cycle>(C1).is_orthogonal(ex_to<cycle>(C2), metric_h)}};};

```

Defines:

cycle\_orthogonal\_e, never used.  
cycle\_orthogonal\_h, never used.  
cycle\_orthogonal\_p, never used.

Uses ex 42e 48e 48e 48e 54a, is\_orthogonal 24g 39e, metric\_e 48d 48e, metric\_h 48d 48e, and metric\_p 48d 48e.

E.4. **subfigure class declaration.** **subfigure** class allows to encapsulate some common constructions.

The library provides an important example *[[midpoint*. End-user may define his own **subfigures**, they will not be handled as native ones, including (un)archiving.

In the essence **subfigure** is created from a **figure**, which were designed to be included in another figures.

49b  $\langle$ subfigure header 49b $\rangle + \equiv$  (43b) 49c $\triangleright$

```

class subfigure : public basic
{
    GINAC_DECLARE_REGISTERED_CLASS(subfigure, basic)
protected:
    ex subf; // A figure to be inserted
    lst parlist; // A list of key to a parent cycle_node in figure
public:
     $\langle$ public methods for subfigure 41h $\rangle$ 
    inline ex subs(const exmap & em, unsigned options=0) const;

```

Defines:

subfigure, used in chunks 44d, 53e, 66, 68a, 71e, 72e, 85c, and 98.

Uses cycle\_node 44c 46c 70c 71a 71b 71c 72a 72b 73b 73c 74a 75a 75d, ex 42e 48e 48e 48e 54a, figure 17d 24b 33a 33c 39d 50a 51d 76a 81a 83b 83c 86b 87c 99c 100b 100d 101a 102a 104b 105b 107a 108a 108b 108c 111a 111c 112b, key 34a, and subs 51a.

Some service methods.

49c  $\langle$ subfigure header 49b $\rangle + \equiv$  (43b)  $\triangleleft$  49b 49d $\triangleright$

```

protected:
    inline ex get_parlist() const {return parlist;}
    inline ex get_subf() const {return subf;}
    return_type_t return_type_tinfo() const;
    void do_print(const print_dflt & con, unsigned level) const;
    void do_print_tree(const print_tree & con, unsigned level) const;

```

Uses ex 42e 48e 48e 48e 54a.

(un)Archiving of **cycle\_relation** is not universal. At present it only can handle relations declared in the header file *p\_orthogonal*, *p\_f\_orthogonal*, *p\_adifferent*, *p\_different* and *p\_tangent* etc. from Subsection C.

49d  $\langle$ subfigure header 49b $\rangle + \equiv$  (43b)  $\triangleleft$  49c

```

    void archive(archive_node &n) const;
    void read_archive(const archive_node &n, lst &sym_lst);

friend class cycle_node;
friend class figure;
};
GINAC_DECLARE_UNARCHIVER(subfigure);

```

Defines:

subfigure, used in chunks 44d, 53e, 66, 68a, 71e, 72e, 85c, and 98.

Uses archive 51a, cycle\_node 44c 46c 70c 71a 71b 71c 72a 72b 73b 73c 74a 75a 75d, figure 17d 24b 33a 33c 39d 50a 51d 76a 81a 83b 83c 86b 87c 99c 100b 100d 101a 102a 104b 105b 107a 108a 108b 108c 111a 111c 112b, and read\_archive 51a.

E.5. **figure class declaration.** The essential interface to **figure** class was already presented in Section B, here we keep the less-used elements. An advanced end-user may be interested in **figure** class members given in § E.5.1. We define **figure** class as a children of **GiNaC basic**.

```
50a <figure header 50a>≡ (43b) 50b>
    class figure : public basic
    {
        GINAC_DECLARE_REGISTERED_CLASS(figure, basic)
```

<member of figure class 51e>

Defines:

**figure**, used in chunks 17, 18, 20a, 22–24, 28f, 29c, 31a, 38, 46, 47c, 49, 51a, 53, 67, 76–85, 87, 88, 96d, 98–101, 107e, 109, 110, 112, 114, and 120b.

The method to update **cycle\_node** with labelled by the *key*. Since the list of conditions may branches and has a variable length the method runs recursively with *level* parameterising the depth of nested calls.

```
50b <figure header 50a>+≡ (43b) <50a 50c>
    protected:
        ex update_cycle_node(const ex & key, const lst & eq_cond=lst {},
                             const lst & neq_cond=lst {}, lst res=lst {}, size_t level=0);
        void set_cycle(const ex & key, const ex & C);
```

Defines:

**set\_cycle**, used in chunks 83c and 98c.

**update\_cycle\_node**, used in chunks 82c, 84d, 85c, 87a, 98a, 99a, and 101b.

Uses **ex** 42e 48e 48e 48e 54a and **key** 34a.

Evaluate a cycle through a list of conditions.

```
50c <figure header 50a>+≡ (43b) <50b 50d>
    ex evaluate_cycle(const ex & symbolic, const lst & cond) const;
```

Uses **evaluate\_cycle** 88b and **ex** 42e 48e 48e 48e 54a.

We include here methods from Section B, which are of interest for an end-user.

```
50d <figure header 50a>+≡ (43b) <50c 50e>
    public:
        <public methods in figure class 33a>
```

The following methods are public as well however may be less used.

```
50e <figure header 50a>+≡ (43b) <50d 51b>
    inline ex get_cycle_node(const ex & k) const {return nodes.find(k)→second;}
    void do_print_double(const print_dft & con, unsigned level) const;
```

Defines:

**do\_print\_double**, used in chunks 44a, 45a, 56a, 72b, and 108c.

**get\_cycle\_node**, used in chunks 37a, 39a, and 108b.

Uses **ex** 42e 48e 48e 48e 54a, **k** 52c, and **nodes** 52a.

The method returning all nodes.

```
50f <public methods in figure class 33a>+≡ (50d) <39d 50g>
    inline exhashmap<cycle_node> get_nodes() const {return nodes;}


```

Uses **cycle\_node** 44c 46c 70c 71a 71b 71c 72a 72b 73b 73c 74a 75a 75d and **nodes** 52a.

Sometimes we need access to predefined *infinity* or the *real\_line*, for example to specify a cycle relation to them.

```
50g <public methods in figure class 33a>+≡ (50d) <50f 50h>
    inline ex get_real_line() const {return real_line;}
    inline ex get_infinity() const {return infinity;}


```

Defines:

**get\_infinity**, used in chunks 22d, 23e, and 30c.

**get\_real\_line**, used in chunk 18e.

Uses **ex** 42e 48e 48e 48e 54a, **infinity** 51e, and **real\_line** 51e.

Return the maximal generation number of cycles in this figure.

```
50h <public methods in figure class 33a>+≡ (50d) <50g 51a>
    int get_max_generation() const;
```

Defines:

**get\_max\_generation**, used in chunk 100a.

Some standard GiNaC methods which are not very interesting for end-user, who is working within functional programming set-up.

```
51a <public methods in figure class 33a>+≡ (50d) <50h>
    inline size_t nops() const {return 4+nodes.size();}
    ex op(size_t i) const;
    //ex & let_op(size_t i);
    ex evalf(int level=0) const;
    figure subs(const ex & e, unsigned options=0) const;
    ex subs(const exmap & m, unsigned options=0) const;
    void archive(archive_node &n) const;
    void read_archive(const archive_node &n, lst &sym_lst);
    bool info(unsigned inf) const;
```

Defines:

`archive`, used in chunks 44a, 46c, 47c, 49d, 57b, 62, 63a, 67, 74a, 80c, 81a, and 111a.

`evalf`, used in chunks 21a, 26f, 30, 54b, 56, 57a, 89a, 90f, 92e, 93b, 95b, 96c, 103a, 107d, 110c, 117c, and 118b.

`info`, used in chunks 73d, 82c, 84d, 85c, 87a, 92, 93, 97b, 99a, 101a, 110a, 112c, and 119a.

`nops`, used in chunks 20d, 22h, 23e, 32b, 44a, 46c, 47c, 57e, 58a, 66, 70, 71e, 74a, 77b, 78e, 81–83, 86–94, 96–99, 101a, 108, 109, 113a, 120a, and 121b.

`op`, used in chunks 21–23, 36f, 44–47, 55–57, 60d, 66a, 70a, 71e, 73d, 77–79, 82, 86d, 89–96, 98, 103, 107d, 109a, 110a, 113b, 114a, 118, and 119.

`read_archive`, used in chunks 44a, 46c, 47c, 49d, 57c, 63a, 67c, 75a, and 111c.

`subs`, used in chunks 21a, 22h, 32e, 44a, 45a, 47a, 49b, 55a, 60, 68a, 73, 82d, 90–92, 94–96, 105d, and 110.

Uses `ex` 42e 48e 48e 48e 54a, `figure` 17d 24b 33a 33c 39d 50a 51d 76a 81a 83b 83c 86b 87c 99c 100b 100d 101a 102a 104b 105b 107a 108a 108b 108c 111a 111c 112b, `m` 52c, and `nodes` 52a.

Printing and returning the objects list.

```
51b <figure header 50a>+≡ (43b) <50e 51c>
    protected:
    void do_print(const print_dflt & con, unsigned level) const;
    return_type_t return_type_tinfo() const;
```

Update all cycles (with all children) in the given list.

```
51c <figure header 50a>+≡ (43b) <51b 51d>
    void update_node_lst(const ex & inlist);
```

Defines:

`update_node_lst`, used in chunks 84a, 87, and 99b.

Uses `ex` 42e 48e 48e 48e 54a.

Update the entire figure.

```
51d <figure header 50a>+≡ (43b) <51c>
    figure update_cycles();
};
GINAC_DECLARE_UNARCHIVER(figure);
```

Defines:

`figure`, used in chunks 17, 18, 20a, 22–24, 28f, 29c, 31a, 38, 46, 47c, 49, 51a, 53, 67, 76–85, 87, 88, 96d, 98–101, 107e, 109, 110, 112, 114, and 120b.

`update_cycles`, used in chunks 99d and 110b.

E.5.1. *Members of figure class.* A knowledge of `figure` class members may be useful for advanced users.

The real line and infinity are two cycles which are present at any figure.

```
51e <member of figure class 51e>≡ (50a) 51f>
    protected:
    ex real_line, // the key for the real line
    infinity; // the key for cycle at infinity
```

Defines:

`infinity`, used in chunks 50g, 76, 77d, 80, 82a, 109, and 111.

`real_line`, used in chunks 50g, 76–78, 80, 109, and 111.

Uses `ex` 42e 48e 48e 48e 54a and `key` 34a.

We define separate metrics for the point and cycle spaces, see [36, § 4.2].

```
51f <member of figure class 51e>+≡ (50a) <51e 52a>
    ex point_metric; // The metric of the point space encoded as a clifford_unit object
    ex cycle_metric; // The metric of the cycle space encoded as a clifford_unit object
```

Defines:

`cycle_metric`, used in chunks 36, 76–80, 96–98, 103a, 109–111, 113a, and 114b.

`point_metric`, used in chunks 36, 76–78, 80a, 96–98, 102d, 109–111, 113a, and 114b.

Uses `ex` 42e 48e 48e 48e 54a.



This is the *hashmap* of `cycle_node` which encode the relation in the figure.

```
52a <member of figure class 51e>+≡ (50a) <51f 52b>
    exhashmap<cycle_node> nodes; // List of cycle_node, exhashmap<cycle_node> object
```

Defines:

`nodes`, used in chunks 39a, 50, 51a, 76, 77c, 80b, 82–88, 96–102, and 108–114.

Uses `cycle_node` 44c 46c 70c 71a 71b 71c 72a 72b 73b 73c 74a 75a 75d.

The following variable controls either we are doing exact or float evaluations of cycles parameters.

```
52b <member of figure class 51e>+≡ (50a) <52a 52c>
    bool float_evaluation=false;
```

Defines:

`float_evaluation`, used in chunks 38d, 89a, 90f, 96c, 98b, and 111.

These are symbols for internal calculations, they are out of the interest we do not count them in *nops()* methods.

```
52c <member of figure class 51e>+≡ (50a) <52b>
    ex k, m; // realsymbols for symbolic calculations
    lst l;
```

Defines:

`k`, used in chunks 20, 21, 36, 37a, 39a, 43–45, 48e, 50e, 54–61, 71b, 76, 80, 98d, and 108b.

`l`, used in chunks 22, 43–45, 54–58, 60, 65a, 66d, 71b, 73d, 76, 79, 80, 85d, and 98d.

`m`, used in chunks 43–45, 51a, 54, 55, 57–60, 65a, 71b, 76, 80, 98d, and 110.

Uses `ex` 42e 48e 48e 48e 54a.

**E.6. Asymptote customization.** The library provides a possibility to fine-tune `Asymptote` output. We provide some default styles, a user may customise them according to existing needs.

We define a type for producing colouring scheme for `Asymptote` drawing.

```
52d <asy styles 52d>≡ (43b) 52e>
    using asy_style=std::function<string(const ex &, const ex &, lst &)>;
    //typedef string (*asy_style)(const ex &, const ex &, lst &);
    inline string no_color(const ex & label, const ex & C, lst & color) {color=lst{0,0,0}; return "";}
    string asy_cycle_color(const ex & label, const ex & C, lst & color);
    const asy_style default_asy=asy_cycle_color;
```

Defines:

`asy_style`, used in chunks 37, 38, 102a, 104b, and 105b.

Uses `asy_cycle_color` 114c and `ex` 42e 48e 48e 48e 54a.

Similarly we produce a default labelling style.

```
52e <asy styles 52d>+≡ (43b) <52d>
    using label_string=std::function<string(const ex &, const ex &, const string)>;
    string label_pos(const ex & label, const ex & C, const string draw_str);
    inline string no_label(const ex & label, const ex & C, const string draw_str) {return "";}
    const label_string default_label=label_pos;
```

Defines:

`label_string`, used in chunks 37, 38, 102a, 104b, and 105b.

Uses `ex` 42e 48e 48e 48e 54a and `label_pos` 115a.

## APPENDIX F. IMPLEMENTATION OF CLASSES

This is the outline of the code.

```
53a <figure.cpp 53a>≡
    <license 124>
    #include "figure.h"

    namespace MoebInv {
    using namespace std;
    using namespace GiNaC;
    <figure library variables and constants 42e>
    <GiNaC declarations 53e>
    <auxillary function 54a>
    <add cycle relations 115c>
    <cycle data class 54c>
    <cycle relation class 61a>
    <subfigure class 66c>
    <cycle node class 68b>
    <figure class 76a>
    <additional functions 119c>
    } // namespace MoebInv
```

Uses [figure 17d 24b 33a 33c 39d 50a 51d 76a 81a 83b 83c 86b 87c 99c 100b 100d 101a 102a 104b 105b 107a 108a 108b 108c 111a 111c 112b](#) and [MoebInv 17c 43a](#).

```
53b <figure library variables and constants 42e>+≡ (53a) <48e 53c>
    unsigned do_not_update_subfigure = 0x0100;
```

Defines:

`do_not_update_subfigure`, used in chunks [68a](#) and [110b](#).

This can be defined **false** to prevent some diagnostic output to `std::cerr`.

```
53c <figure library variables and constants 42e>+≡ (53a) <53b 53d>
    bool FIGURE_DEBUG=true;
```

Defines:

`FIGURE_DEBUG`, used in chunks [72e](#), [80–84](#), [86–88](#), [100c](#), [103d](#), [104a](#), [108](#), and [121c](#).

This can be defined **false** to prevent some diagnostic output to `std::cerr`.

```
53d <figure library variables and constants 42e>+≡ (53a) <53c>
    bool show_asy_graphics=true;
```

Defines:

`show_asy_graphics`, used in chunks [105a](#), [106d](#), and [122](#).

We use GiNaC implementation macros for our classes.

```
53e <GiNaC declarations 53e>≡ (53a)
    GINAC_IMPLEMENT_REGISTERED_CLASS_OPT(cycle_data, basic,
        print_func<print_dflt>(&cycle_data::do_print))

    GINAC_IMPLEMENT_REGISTERED_CLASS_OPT(cycle_relation, basic,
        print_func<print_dflt>(&cycle_relation::do_print).
        print_func<print_tree>(&cycle_relation::do_print_tree))

    GINAC_IMPLEMENT_REGISTERED_CLASS_OPT(subfigure, basic,
        print_func<print_dflt>(&subfigure::do_print))

    GINAC_IMPLEMENT_REGISTERED_CLASS_OPT(cycle_node, basic,
        print_func<print_dflt>(&cycle_node::do_print).
        print_func<print_tree>(&cycle_node::do_print_tree))

    GINAC_IMPLEMENT_REGISTERED_CLASS_OPT(figure, basic,
        print_func<print_dflt>(&figure::do_print))
```

Uses [cycle\\_data 24e 27c 43d 44a 55c 55d 56a 57b 57c 57d](#), [cycle\\_node 44c 46c 70c 71a 71b 71c 72a 72b 73b 73c 74a 75a 75d](#), [cycle\\_relation 41g 46e 47c 61d 62 63a 63b 65a 65b](#), [figure 17d 24b 33a 33c 39d 50a 51d 76a 81a 83b 83c 86b 87c 99c 100b 100d 101a 102a 104b 105b 107a 108a 108b 108c 111a 111c 112b](#), and [subfigure 41h 49b 49d 67a 67b 67c 67d 67e](#).

Exact solving of quadratic equations is not always practical, thus we relay on some rounding methods. If the outcome is not good for you increase the precision with *GiNaC::Digits*.

54a  $\langle$ auxillary function 54a $\rangle \equiv$  (53a) 54b $\triangleright$   
**const ex** *epsilon* = *GiNaC::pow*(10, -*Digits* ÷ 2);

Defines:

**epsilon**, used in chunks 20a, 21a, 54b, and 117c.

**ex**, used in chunks 17, 18, 20–26, 29, 31, 33–52, 54–71, 73, 75–93, 96d, 99–102, 104–107, and 109–121.

an auxillary function to find small numbers

54b  $\langle$ auxillary function 54a $\rangle + \equiv$  (53a)  $\triangleleft$  54a  
**bool** *is\_less\_than\_epsilon*(**const ex** & *x*)  
{  
    **return** ( *x.is\_zero*()  $\vee$  *abs*(*x*).*evalf*() < *epsilon* );  
}

Defines:

**is\_less\_than\_epsilon**, used in chunks 59, 60, 90d, 92, 94, 95, 98a, 103a, 114c, and 117–20.

Uses **epsilon** 54a, **evalf** 51a, and **ex** 42e 48e 48e 48e 54a.

### F.1. Implementation of *cycle\_data* class. Constructors

54c  $\langle$ cycle data class 54c $\rangle \equiv$  (53a) 54d $\triangleright$   
**cycle\_data::cycle\_data**() : *k*(), *l*(), *m*()  
{  
    ;  
}

Uses *cycle\_data* 24e 27c 43d 44a 55c 55d 56a 57b 57c 57d, **k** 52c, **l** 52c, and **m** 52c.

Constructors

54d  $\langle$ cycle data class 54c $\rangle + \equiv$  (53a)  $\triangleleft$  54c 55a $\triangleright$   
**cycle\_data::cycle\_data**(**const ex** & *C*)  
{  
    **if** (*is\_a*<**cycle**>( *C*)) {  
        **cycle** *C\_new* = *ex.to*<**cycle**>( *C*).*normalize*();  
        *k* = *C\_new.get\_k*();  
        *l* = *C\_new.get\_l*();  
        *m* = *C\_new.get\_m*();  
    } **else if** (*is\_a*<**cycle\_data**>( *C*))  
        \**this* = *ex.to*<**cycle\_data**>( *C*);  
    **else**  
        **throw**(*std::invalid\_argument*("cycle\_data(): accept only cycle or cycle\_data"  
                                      " as the parameter"));  
}

Uses *cycle\_data* 24e 27c 43d 44a 55c 55d 56a 57b 57c 57d, **ex** 42e 48e 48e 48e 54a, **k** 52c, **l** 52c, and **m** 52c.

Constructors.

```

55a <cycle data class 54c>+≡ (53a) <54d 55b>
    cycle_data::cycle_data(const ex & k1, const ex l1, const ex & m1, bool normalize) : k(k1), l(l1), m(m1)
    {
        if (normalize) {
            ex ratio = 0;
            if (¬k.is_zero()) // First non-zero coefficient among k, m, l0, l1, ... is set to 1
                ratio = k;
            else if (¬m.is_zero())
                ratio = m;
            else {
                for (unsigned int i=0; i<get_dim(); i++)
                    if (¬l.subs(l.op(1) ≡ i).is_zero()) {
                        ratio = l.subs(l.op(1) ≡ i);
                        break;
                    }
            }

            if (¬ratio.is_zero()) {
                k=k÷ratio;
                l=indexed((l.op(0)÷ratio).evalm().normal(), l.op(1));
                m=(m÷ratio).normal();
            }
        }
    }

```

Uses `cycle_data` 24e 27c 43d 44a 55c 55d 56a 57b 57c 57d, `ex` 42e 48e 48e 48e 54a, `get_dim()` 36f, `k` 52c, `l` 52c, `m` 52c, `op` 51a, and `subs` 51a.

```

55b <cycle data class 54c>+≡ (53a) <55a 55c>
    return_type_t cycle_data::return_type_tinfo() const
    {
        return make_return_type_t<cycle_data>();
    }

```

Uses `cycle_data` 24e 27c 43d 44a 55c 55d 56a 57b 57c 57d.

```

55c <cycle data class 54c>+≡ (53a) <55b 55d>
    int cycle_data::compare_same_type(const basic &other) const
    {
        GINAC_ASSERT(is_a<cycle_data>(other));
        return inherited::compare_same_type(other);
    }

```

Defines:

`cycle_data`, used in chunks 27d, 47b, 53–55, 57–60, 64a, 69–72, 76, 82, 84–86, 88d, 90, 96–98, 116a, 120b, and 121b.

Printing the cycle data

```

55d <cycle data class 54c>+≡ (53a) <55c 56a>
    void cycle_data::do_print(const print_dfft & con, unsigned level) const
    {
        con.s << "(";
        k.print(con, level);
        con.s << ", ";
        l.print(con, level);
        con.s << ", ";
        m.print(con, level);
        con.s << ")";
    }

```

Defines:

`cycle_data`, used in chunks 27d, 47b, 53–55, 57–60, 64a, 69–72, 76, 82, 84–86, 88d, 90, 96–98, 116a, 120b, and 121b.

Uses `k` 52c, `l` 52c, and `m` 52c.

Printing the cycle data in the float mode if possible.

```
56a <cycle data class 54c>+≡ (53a) <55d 56b>
    void cycle_data::do_print_double(const print_dflt & con, unsigned level) const
    {
        if (¬ is_a<numeric>(get_dim())) {
            do_print(con, level);
        } else {
```

Defines:

`cycle_data`, used in chunks 27d, 47b, 53–55, 57–60, 64a, 69–72, 76, 82, 84–86, 88d, 90, 96–98, 116a, 120b, and 121b.  
 Uses `do_print_double` 50e, `get_dim()` 36f, and `numeric` 24a.

Check if conversion to double is possible and accurate.

```
56b <cycle data class 54c>+≡ (53a) <56a 56d>
    con.s << "(";
    if ((is_a<numeric>(k) ∧ ¬ ex_to<numeric>(k).is_crational())
        ∨ is_a<numeric>(k.evalf())) {
        ex f=k.evalf();
        <common part of float output 56c>
```

Uses `evalf` 51a, `ex` 42e 48e 48e 48e 54a, `k` 52c, and `numeric` 24a.

Here is the repeating part

```
56c <common part of float output 56c>≡ (56 57a)
    con.s << ex_to<numeric>(f).to_double(); // only real part is converted
    if (¬ ex_to<numeric>(f).is_real()) {
        double b=ex_to<numeric>(f.imag_part()).to_double();
        if (b>0)
            con.s << "+";
        con.s << b << "*I";
    }
```

Uses `numeric` 24a.

back to our routine.

```
56d <cycle data class 54c>+≡ (53a) <56b 56e>
    } else
        k.print(con, level);
    con.s << ", [";
```

Uses `k` 52c.

Run through all elements of the `l` vector.

```
56e <cycle data class 54c>+≡ (53a) <56d 57a>
    int D=ex_to<numeric>(get_dim()).to_int();
    for(int i=0; i< D; ++i) {
        if ((is_a<numeric>(l.op(0).op(i)) ∧ ¬ ex_to<numeric>(l.op(0).op(i)).is_crational())
            ∨ is_a<numeric>(l.op(0).op(i).evalf())) {
            ex f=ex_to<numeric>(l.op(0).op(i).evalf());
            <common part of float output 56c>
        } else
            l.op(0).op(i).print(con, level);
        if (i<D-1)
            con.s << ", ";
    }
    con.s << "]"";
    l.op(1).print(con, level);
```

Uses `evalf` 51a, `ex` 42e 48e 48e 48e 54a, `get_dim()` 36f, `l` 52c, `numeric` 24a, and `op` 51a.

Finishing with the  $m$  part.

```
57a <cycle data class 54c>+≡ (53a) <56e 57b>
    con.s << ", ";
    if ((is_a<numeric>(m) & ^ ex_to<numeric>(m).is_crational())
        ∨ is_a<numeric>(m.evalf())) {
        ex f=m.evalf();
        <common part of float output 56c>
    } else
        m.print(con, level);
    con.s << ")";
}
}
```

Uses `evalf` 51a, `ex` 42e 48e 48e 48e 54a, `m` 52c, and `numeric` 24a.

```
57b <cycle data class 54c>+≡ (53a) <57a 57c>
    void cycle_data::archive(archive_node &n) const
    {
        inherited::archive(n);
        n.add_ex("k-val", k);
        n.add_ex("l-val", l);
        n.add_ex("m-val", m);
    }
```

Defines:

`cycle_data`, used in chunks 27d, 47b, 53–55, 57–60, 64a, 69–72, 76, 82, 84–86, 88d, 90, 96–98, 116a, 120b, and 121b.

Uses `archive` 51a, `k` 52c, `l` 52c, and `m` 52c.

```
57c <cycle data class 54c>+≡ (53a) <57b 57d>
    void cycle_data::read_archive(const archive_node &n, lst &sym_lst)
    {
        inherited::read_archive(n, sym_lst);
        n.find_ex("k-val", k, sym_lst);
        n.find_ex("l-val", l, sym_lst);
        n.find_ex("m-val", m, sym_lst);
    }
```

Defines:

`cycle_data`, used in chunks 27d, 47b, 53–55, 57–60, 64a, 69–72, 76, 82, 84–86, 88d, 90, 96–98, 116a, 120b, and 121b.

Uses `k` 52c, `l` 52c, `m` 52c, and `read_archive` 51a.

```
57d <cycle data class 54c>+≡ (53a) <57c 57e>
    GINAC_BIND_UNARCHIVER(cycle_data);
```

Defines:

`cycle_data`, used in chunks 27d, 47b, 53–55, 57–60, 64a, 69–72, 76, 82, 84–86, 88d, 90, 96–98, 116a, 120b, and 121b.

```
57e <cycle data class 54c>+≡ (53a) <57d 58a>
    ex cycle_data::op(size_t i) const
    {
        GINAC_ASSERT(i < nops());
        switch(i) {
            case 0:
                return k;
            case 1:
                return l;
            case 2:
                return m;
            default:
                throw(std::invalid_argument("cycle_data::op(): requested operand out of the range (3)"));
        }
    }
```

Uses `cycle_data` 24e 27c 43d 44a 55c 55d 56a 57b 57c 57d, `ex` 42e 48e 48e 48e 54a, `k` 52c, `l` 52c, `m` 52c, `nops` 51a, and `op` 51a.

58a `<cycle data class 54c>+≡` `(53a) <57e 58b>`

```

ex & cycle_data::let_op(size_t i)
{
    ensure_if_modifiable();
    GINAC_ASSERT(i<nops());
    switch(i) {
    case 0:
        return k;
    case 1:
        return l;
    case 2:
        return m;
    default:
        throw(std::invalid_argument("cycle_data::let_op(): requested operand out of the range (3)"));
    }
}

```

Uses `cycle_data` 24e 27c 43d 44a 55c 55d 56a 57b 57c 57d, `ex` 42e 48e 48e 48e 54a, `k` 52c, `l` 52c, `m` 52c, and `nops` 51a.

58b `<cycle data class 54c>+≡` `(53a) <58a 58c>`

```

ex cycle_data::get_cycle(const ex & metr) const
{
    return cycle(k,l,m,metr);
}

```

Uses `cycle_data` 24e 27c 43d 44a 55c 55d 56a 57b 57c 57d, `ex` 42e 48e 48e 48e 54a, `get_cycle` 36g 36h 100c, `k` 52c, `l` 52c, and `m` 52c.

58c `<cycle data class 54c>+≡` `(53a) <58b 59a>`

```

bool cycle_data::is_equal(const basic & other, bool projectively) const
{
    if (not is_a<cycle_data>(other))
        return false;
    const cycle_data o = ex_to<cycle_data>(other);
    ex factor=0, ofactor=0;

    if (projectively) {
        // Check that coefficients are scalar multiples of other
        if (not ((m*o.get_k()-o.get_m()*k).normal().is_zero()))
            return false;
        // Set up coefficients for proportionality
        if (get_k().normal().is_zero()) {
            factor=get_m();
            ofactor=o.get_m();
        } else {
            factor=get_k();
            ofactor=o.get_k();
        }
    }

    else
        // Check the exact equality of coefficients
        if (not ((get_k()-o.get_k()).normal().is_zero()
            ^ (get_m()-o.get_m()).normal().is_zero()))
            return false;
}

```

Uses `cycle_data` 24e 27c 43d 44a 55c 55d 56a 57b 57c 57d, `ex` 42e 48e 48e 48e 54a, `k` 52c, and `m` 52c.



Now we iterate through the coefficients of  $l$ .

```

59a <cycle_data class 54c>+≡ (53a) <58c 59b>
    for (unsigned int i=0; i<get_dim(); i++)
        if (projectively) {
            // search the the first non-zero coefficient
            if (factor.is_zero()) {
                factor=get_l(i);
                ofactor=o.get_l(i);
            } else
                if (¬(get_l(i)*ofactor-o.get_l(i)*factor).normal().is_zero())
                    return false;
        } else
            if (¬(get_l(i)-o.get_l(i)).normal().is_zero())
                return false;

    return true;
}

```

Uses `get_dim()` 36f.

```

59b <cycle_data class 54c>+≡ (53a) <59a 60a>
    bool cycle_data::is_almost_equal(const basic & other, bool projectively) const
    {
        if (not is_a<cycle_data>(other))
            return false;
        const cycle_data o = ex.to<cycle_data>(other);
        ex factor=0, ofactor=0;

        if (projectively) {
            // Check that coefficients are scalar multiples of other
            if (¬(is_less_than_epsilon(m*o.get_k()-o.get_m()*k)))
                return false;
            // Set up coefficients for proportionality
            if (is_less_than_epsilon(get_k())) {
                factor=get_m();
                ofactor=o.get_m();
            } else {
                factor=get_k();
                ofactor=o.get_k();
            }
        }

        // Check the exact equality of coefficients
        if (¬(is_less_than_epsilon((get_k()-o.get_k())
            ∧ is_less_than_epsilon(get_m()-o.get_m()))))
            return false;
    }
}

```

Uses `cycle_data` 24e 27c 43d 44a 55c 55d 56a 57b 57c 57d, `ex` 42e 48e 48e 48e 54a, `is_almost_equal` 119c, `is_less_than_epsilon` 54b, `k` 52c, and `m` 52c.

Now we iterate through the coefficients of  $l$ .

```
60a <cycle data class 54c>+≡ (53a) <59b 60b>
    for (unsigned int i=0; i<get_dim(); i++)
        if (projectively) {
            // search the the first non-zero coefficient
            if (factor.is_zero()) {
                factor=get_l(i);
                ofactor=o.get_l(i);
            } else
                if (¬ is_less_than_epsilon(get_l(i)*ofactor-o.get_l(i)*factor))
                    return false;
        } else
            if (¬ is_less_than_epsilon(get_l(i)-o.get_l(i)))
                return false;

    return true;
}
```

Uses `get_dim()` 36f and `is_less_than_epsilon` 54b.

```
60b <cycle data class 54c>+≡ (53a) <60a 60c>
    cycle_data cycle_data::subs(const ex & e, unsigned options) const
    {
        return cycle_data(k.subs(e,options),l.subs(e,options),m.subs(e,options),false);
    }
```

Uses `cycle_data` 24e 27c 43d 44a 55c 55d 56a 57b 57c 57d, `ex` 42e 48e 48e 48e 54a, `k` 52c, `l` 52c, `m` 52c, and `subs` 51a.

```
60c <cycle data class 54c>+≡ (53a) <60b 60d>
    ex cycle_data::subs(const exmap & em, unsigned options) const
    {
        return cycle_data(k.subs(em,options),l.subs(em,options),m.subs(em,options),false);
    }
```

Uses `cycle_data` 24e 27c 43d 44a 55c 55d 56a 57b 57c 57d, `ex` 42e 48e 48e 48e 54a, `k` 52c, `l` 52c, `m` 52c, and `subs` 51a.

```
60d <cycle data class 54c>+≡ (53a) <60c>
    ex cycle_data::num_normalize() const
    {
        if (¬ (is_a<numeric>(k) ∧ is_a<numeric>(m)
            ∧ is_a<numeric>(l.op(0).op(0)) ∧ is_a<numeric>(l.op(0).op(1))))
            return cycle_data(k,l,m,true);

        numeric k1=ex_to<numeric>(k),
            m1=ex_to<numeric>(m);
        numeric r=max(abs(k1),abs(m1));
        for (unsigned int i=0; i<get_dim(); ++i)
            r=max(r,abs(ex_to<numeric>(l.op(0).op(i))));

        if (is_less_than_epsilon(r))
            return cycle_data(k,l,m,true);
        k1÷=r; k1=(is_less_than_epsilon(k1)?0:k1);
        m1÷=r; m1=(is_less_than_epsilon(m1)?0:m1);
        lst l0;
        for (unsigned int i=0; i<get_dim(); ++i) {
            numeric li= ex_to<numeric>(l.op(0).op(i))÷r;
            l0.append(is_less_than_epsilon(li)?0:li);
        }

        return cycle_data(k1,indexed(matrix(1, get_dim(), l0), l.op(1)),m1);
    }
```

Uses `cycle_data` 24e 27c 43d 44a 55c 55d 56a 57b 57c 57d, `ex` 42e 48e 48e 48e 54a, `get_dim()` 36f, `is_less_than_epsilon` 54b, `k` 52c, `l` 52c, `m` 52c, `numeric` 24a, and `op` 51a.

F.2. Implementation of `cycle_relation` class.

61a  $\langle$ cycle relation class 61a $\rangle \equiv$  (53a) 61b $\rangle$

```

cycle_relation::cycle_relation() : parkey(), parameter()
{
    rel = cycle_orthogonal;
    use_cycle_metric = true;
}

```

Uses `cycle_orthogonal` 35d 115c and `cycle_relation` 41g 46e 47c 61d 62 63a 63b 65a 65b.

61b  $\langle$ cycle relation class 61a $\rangle + \equiv$  (53a)  $\langle$ 61a 61c $\rangle$

```

cycle_relation::cycle_relation(const ex & k, PCR r, bool cm, const ex & p) {
    parkey = k;
    rel = r;
    use_cycle_metric = cm;
    parameter = p;
}

```

Uses `cycle_relation` 41g 46e 47c 61d 62 63a 63b 65a 65b, `ex` 42e 48e 48e 48e 54a, `k` 52c, and `PCR` 46d.

61c  $\langle$ cycle relation class 61a $\rangle + \equiv$  (53a)  $\langle$ 61b 61d $\rangle$

```

return_type_t cycle_relation::return_type_tinfo() const
{
    return make_return_type_t $\langle$ cycle_relation $\rangle$ ();
}

```

Uses `cycle_relation` 41g 46e 47c 61d 62 63a 63b 65a 65b.

61d  $\langle$ cycle relation class 61a $\rangle + \equiv$  (53a)  $\langle$ 61c 62 $\rangle$

```

int cycle_relation::compare_same_type(const basic & other) const
{
    GINAC_ASSERT(is_a $\langle$ cycle_relation $\rangle$ (other));
    return inherited::compare_same_type(other);
    ÷*
    const cycle_relation & o = static_cast $\langle$ const cycle_relation & $\rangle$ (other);
    if ((parkey  $\equiv$  o.parkey)  $\wedge$  (&rel  $\equiv$  &o.rel))
        return 0;
    else if ((parkey < o.parkey)  $\vee$  (&rel < &o.rel))
        return -1;
    else
        return 1; * ÷
}

```

Defines:

`cycle_relation`, used in chunks 39–41, 44b, 46c, 47a, 53e, 61, 64a, 66, 71e, 72e, 74a, 82a, 84, 85b, 96e, 97d, and 119–21.

(un)Archiving of `cycle_relation` is not universal. At present it only can handle relations declared in the header file: `cycle_orthogonal`, `cycle_f_orthogonal`, `cycle_adifferent`, `cycle_different` and `cycle_tangent`.

62

```

<cycle relation class 61a>+≡ (53a) <61d 63a>
void cycle_relation::archive(archive_node &n) const
{
    inherited::archive(n);
    n.add_ex("cr-parkey", parkey);
    n.add_bool("use_cycle_metric", use_cycle_metric);
    n.add_ex("parameter", parameter);
    ex (*const* ptr)(const ex &, const ex &, const ex &)
        = rel.target<ex(*)>(const ex&, const ex &,const ex&>());
    if (ptr ^ *ptr ≡ cycle_orthogonal)
        n.add_string("relation", "orthogonal");
    else if (ptr ^ *ptr ≡ cycle_f_orthogonal)
        n.add_string("relation", "f_orthogonal");
    else if (ptr ^ *ptr ≡ cycle_different)
        n.add_string("relation", "different");
    else if (ptr ^ *ptr ≡ cycle_adifferent)
        n.add_string("relation", "adifferent");
    else if (ptr ^ *ptr ≡ cycle_tangent)
        n.add_string("relation", "tangent");
    else if (ptr ^ *ptr ≡ cycle_tangent_i)
        n.add_string("relation", "tangent_i");
    else if (ptr ^ *ptr ≡ cycle_tangent_o)
        n.add_string("relation", "tangent_o");
    else if (ptr ^ *ptr ≡ cycle_angle)
        n.add_string("relation", "angle");
    else if (ptr ^ *ptr ≡ steiner_power)
        n.add_string("relation", "steiner_power");
    else if (ptr ^ *ptr ≡ cycle_cross_t_distance)
        n.add_string("relation", "cross_distance");
    else if (ptr ^ *ptr ≡ product_sign)
        n.add_string("relation", "product_sign");
    else if (ptr ^ *ptr ≡ coefficients_are_real)
        n.add_string("relation", "are_real");
    else if (ptr ^ *ptr ≡ cycle_moebius)
        n.add_string("relation", "moebius");
    else if (ptr ^ *ptr ≡ cycle_sl2)
        n.add_string("relation", "sl2");
    else
        throw(std::invalid_argument("cycle_relation::archive(): archiving of this relation is not"
            " implemented"));
}

```

Defines:

`cycle_relation`, used in chunks 39–41, 44b, 46c, 47a, 53e, 61, 64a, 66, 71e, 72e, 74a, 82a, 84, 85b, 96e, 97d, and 119–21.

Uses archive 51a, `coefficients_are_real` 36c 118b, `cycle_adifferent` 36a 116a, `cycle_angle` 47e 117d, `cycle_cross_t_distance` 47e 118a, `cycle_different` 35g 117b, `cycle_f_orthogonal` 35e 115d, `cycle_moebius` 48a 118e, `cycle_orthogonal` 35d 115c, `cycle_sl2` 48a 119b, `cycle_tangent` 47e 116c, `cycle_tangent_i` 47e 117a, `cycle_tangent_o` 47e 116d, `ex` 42e 48e 48e 48e 54a, `product_sign` 36b 117c, and `steiner_power` 47e 117e.

```

63a <(cycle relation class 61a)>+≡ (53a) <62 63b>
void cycle_relation::read_archive(const archive_node &n, lst &sym_lst)
{
    ex e;
    inherited::read_archive(n, sym_lst);
    n.find_ex("cr-parkey", e, sym_lst);
    if (is_a<symbol>(e))
        parkey=e;
    else
        throw(std::invalid_argument("cycle_relation::read_archive(): read a non-symbol as"
            " a parkey from the archive"));
    n.find_ex("parameter", parameter, sym_lst);
    n.find_bool("use_cycle_metric", use_cycle_metric);
    string relation;
    n.find_string("relation", relation);
    if (relation ≡ "orthogonal")
        rel = cycle_orthogonal;
    else if (relation ≡ "f_orthogonal")
        rel = cycle_f_orthogonal;
    else if (relation ≡ "different")
        rel = cycle_different;
    else if (relation ≡ "adifferent")
        rel = cycle_adifferent;
    else if (relation ≡ "tangent")
        rel = cycle_tangent;
    else if (relation ≡ "tangent_i")
        rel = cycle_tangent_i;
    else if (relation ≡ "tangent_o")
        rel = cycle_tangent_o;
    else if (relation ≡ "angle")
        rel = cycle_angle;
    else if (relation ≡ "steiner_power")
        rel = steiner_power;
    else if (relation ≡ "cross_distance")
        rel = cycle_cross_t_distance;
    else if (relation ≡ "product_sign")
        rel = product_sign;
    else if (relation ≡ "are_real")
        rel = coefficients_are_real;
    else if (relation ≡ "moebius")
        rel = cycle_moebius;
    else if (relation ≡ "sl2")
        rel = cycle_sl2;
    else
        throw(std::invalid_argument("cycle_relation::read_archive(): archive contains unknown"
            " relation"));
}

```

Defines:

`cycle_relation`, used in chunks 39–41, 44b, 46c, 47a, 53e, 61, 64a, 66, 71e, 72e, 74a, 82a, 84, 85b, 96e, 97d, and 119–21.

Uses archive 51a, `coefficients_are_real` 36c 118b, `cycle_adifferent` 36a 116a, `cycle_angle` 47e 117d, `cycle_cross_t_distance` 47e 118a, `cycle_different` 35g 117b, `cycle_f_orthogonal` 35e 115d, `cycle_moebius` 48a 118e, `cycle_orthogonal` 35d 115c, `cycle_sl2` 48a 119b, `cycle_tangent` 47e 116c, `cycle_tangent_i` 47e 117a, `cycle_tangent_o` 47e 116d, `ex` 42e 48e 48e 48e 54a, `product_sign` 36b 117c, `read_archive` 51a, and `steiner_power` 47e 117e.

```

63b <(cycle relation class 61a)>+≡ (53a) <63a 64a>
GINAC_BIND_UNARCHIVER(cycle_relation);

```

Defines:

`cycle_relation`, used in chunks 39–41, 44b, 46c, 47a, 53e, 61, 64a, 66, 71e, 72e, 74a, 82a, 84, 85b, 96e, 97d, and 119–21.

```

64a <cycle relation class 61a>+≡ (53a) <63b 64b>
    ex cycle_relation::rel_to_parent(const cycle_data & C1, const ex & pmetric, const ex & cmetric,
        const exhashmap<cycle_node> & N) const
    {

```

Uses `cycle_data` 24e 27c 43d 44a 55c 55d 56a 57b 57c 57d, `cycle_node` 44c 46c 70c 71a 71b 71c 72a 72b 73b 73c 74a 75a 75d, `cycle_relation` 41g 46e 47c 61d 62 63a 63b 65a 65b, and `ex` 42e 48e 48e 48e 54a.

First we check if the required key exists in the cycles list. If there is no such key, we return the relation to the calling cycle itself.

```

64b <cycle relation class 61a>+≡ (53a) <64a 64c>
    exhashmap<cycle_node>::const_iterator cnode=N.find(parkey);

```

Uses `cycle_node` 44c 46c 70c 71a 71b 71c 72a 72b 73b 73c 74a 75a 75d.

Otherwise the list of equations is constructed for the found key.

```

64c <cycle relation class 61a>+≡ (53a) <64b 65a>
    lst res,
        cycles=ex_to<lst>(cnode->second.get_cycle(use_cycle_metric? cmetric : pmetric));

    for (const auto& it : cycles) {
        lst calc=ex_to<lst>(rel(C1.get_cycle(use_cycle_metric? cmetric : pmetric), ex_to<cycle>(it), parameter));
        for (const auto& it1 : calc)
            res.append(it1);
    }
    return res;
}

```

Uses `get_cycle` 36g 36h 100c.

65a  $\langle$ cycle relation class 61a $\rangle + \equiv$  (53a)  $\langle$ 64c 65b $\rangle$

```

void cycle_relation::do_print(const print_dft & con, unsigned level) const
{
    con.s << parkey << (use_cycle_metric? "|" : "/");
    ex (*const* ptr)(const ex &, const ex &, const ex &)
        = rel.target<ex(*)>(const ex&, const ex &, const ex &>());
    if (ptr & *ptr  $\equiv$  cycle_orthogonal)
        con.s << "o";
    else if (ptr & *ptr  $\equiv$  cycle_f_orthogonal)
        con.s << "f";
    else if (ptr & *ptr  $\equiv$  cycle_different)
        con.s << "d";
    else if (ptr & *ptr  $\equiv$  cycle_adifferent)
        con.s << "ad";
    else if (ptr & *ptr  $\equiv$  cycle_tangent)
        con.s << "t";
    else if (ptr & *ptr  $\equiv$  cycle_tangent_i)
        con.s << "ti";
    else if (ptr & *ptr  $\equiv$  cycle_tangent_o)
        con.s << "to";
    else if (ptr & *ptr  $\equiv$  steiner_power)
        con.s << "s";
    else if (ptr & *ptr  $\equiv$  cycle_angle)
        con.s << "a";
    else if (ptr & *ptr  $\equiv$  cycle_cross_t_distance)
        con.s << "c";
    else if (ptr & *ptr  $\equiv$  product_sign)
        con.s << "p";
    else if (ptr & *ptr  $\equiv$  coefficients_are_real)
        con.s << "r";
    else if (ptr & *ptr  $\equiv$  cycle_moebius)
        con.s << "m";
    else if (ptr & *ptr  $\equiv$  cycle_sl2)
        con.s << "l";
    else
        con.s << "u"; // unknown type of relations
    if ( $\neg$  parameter.is_zero())
        con.s << "[" << parameter << "]";
}

```

Defines:

cycle\_relation, used in chunks 39–41, 44b, 46c, 47a, 53e, 61, 64a, 66, 71e, 72e, 74a, 82a, 84, 85b, 96e, 97d, and 119–21.

Uses coefficients\_are\_real 36c 118b, cycle\_adifferent 36a 116a, cycle\_angle 47e 117d, cycle\_cross\_t\_distance 47e 118a, cycle\_different 35g 117b, cycle\_f\_orthogonal 35e 115d, cycle\_moebius 48a 118e, cycle\_orthogonal 35d 115c, cycle\_sl2 48a 119b, cycle\_tangent 47e 116c, cycle\_tangent\_i 47e 117a, cycle\_tangent\_o 47e 116d, ex 42e 48e 48e 48e 54a, l 52c, m 52c, product\_sign 36b 117c, and steiner\_power 47e 117e.

65b  $\langle$ cycle relation class 61a $\rangle + \equiv$  (53a)  $\langle$ 65a 66a $\rangle$

```

void cycle_relation::do_print_tree(const print_tree & con, unsigned level) const
{
    // inherited::do_print_tree(con,level);
    parkey.print(con,level+con.delta_indent);
    // con.s << std::string(level+con.delta_indent, ' ') << (int)rel << endl;
}

```

Defines:

cycle\_relation, used in chunks 39–41, 44b, 46c, 47a, 53e, 61, 64a, 66, 71e, 72e, 74a, 82a, 84, 85b, 96e, 97d, and 119–21.



66a `<cycle relation class 61a>+≡` (53a) `<65b 66b>`

```

ex cycle_relation::op(size_t i) const
{
  GINAC_ASSERT(i<nops());
  switch(i) {
  case 0:
    return parkey;
  case 1:
    return parameter;
  default:
    throw(std::invalid_argument("cycle_relation::op(): requested operand out of the range (1)"));
  }
}

```

Uses `cycle_relation` 41g 46e 47c 61d 62 63a 63b 65a 65b, `ex` 42e 48e 48e 48e 54a, `nops` 51a, and `op` 51a.

66b `<cycle relation class 61a>+≡` (53a) `<66a`

```

ex & cycle_relation::let_op(size_t i)
{
  ensure_if_modifiable();
  GINAC_ASSERT(i<nops());
  switch(i) {
  case 0:
    return parkey;
  case 1:
    return parameter;
  default:
    throw(std::invalid_argument("cycle_relation::let_op(): requested operand out of the range (1)"));
  }
}

```

Uses `cycle_relation` 41g 46e 47c 61d 62 63a 63b 65a 65b, `ex` 42e 48e 48e 48e 54a, and `nops` 51a.

### F.3. Implementation of subfigure class.

66c `<subfigure class 66c>≡` (53a) `66d>`

```

subfigure::subfigure() : inherited()
{
}

```

Uses `subfigure` 41h 49b 49d 67a 67b 67c 67d 67e.

66d `<subfigure class 66c>+≡` (53a) `<66c 66e>`

```

subfigure::subfigure(const ex & F, const ex & l) {
  parlist = ex.to<lst>(l);
  subf = F;
}

```

Uses `ex` 42e 48e 48e 48e 54a, `l` 52c, and `subfigure` 41h 49b 49d 67a 67b 67c 67d 67e.

66e `<subfigure class 66c>+≡` (53a) `<66d 67a>`

```

return_type_t subfigure::return_type_tinfo() const
{
  return make_return_type_t<subfigure>();
}

```

Uses `subfigure` 41h 49b 49d 67a 67b 67c 67d 67e.

67a `<subfigure class 66c>+≡` (53a) `<66e 67b>`

```

int subfigure::compare_same_type(const basic &other) const
{
    GINAC_ASSERT(is_a<subfigure>(other));
    return inherited::compare_same_type(other);
}

```

Defines:

`subfigure`, used in chunks 44d, 53e, 66, 68a, 71e, 72e, 85c, and 98.

(un)Archiving of `subfigure` is not universal. At present it only can handle relations declared in the header file: `cycle_orthogonal` and `cycle_f_orthogonal`.

67b `<subfigure class 66c>+≡` (53a) `<67a 67c>`

```

void subfigure::archive(archive_node &n) const
{
    inherited::archive(n);
    n.add_ex("parlist", ex_to<lst>(parlist));
    n.add_ex("subf", ex_to<figure>(subf));
}

```

Defines:

`subfigure`, used in chunks 44d, 53e, 66, 68a, 71e, 72e, 85c, and 98.

Uses `archive` 51a and `figure` 17d 24b 33a 33c 39d 50a 51d 76a 81a 83b 83c 86b 87c 99c 100b 100d 101a 102a 104b 105b 107a 108a 108b 108c 111a 111c 112b.

67c `<subfigure class 66c>+≡` (53a) `<67b 67d>`

```

void subfigure::read_archive(const archive_node &n, lst &sym_lst)
{
    ex e;
    inherited::read_archive(n, sym_lst);
    n.find_ex("parlist", e, sym_lst);
    if (is_a<lst>(e))
        parlist=ex_to<lst>(e);
    else
        throw(std::invalid_argument("subfigure::read_archive(): read a non-lst as a parlist from"
            " the archive"));
    n.find_ex("subf", e, sym_lst);
    if (is_a<figure>(e))
        subf=ex_to<figure>(e);
    else
        throw(std::invalid_argument("subfigure::read_archive(): read a non-figure as a subf from"
            " the archive"));
}

```

Defines:

`subfigure`, used in chunks 44d, 53e, 66, 68a, 71e, 72e, 85c, and 98.

Uses `archive` 51a, `ex` 42e 48e 48e 48e 54a, `figure` 17d 24b 33a 33c 39d 50a 51d 76a 81a 83b 83c 86b 87c 99c 100b 100d 101a 102a 104b 105b 107a 108a 108b 108c 111a 111c 112b, and `read_archive` 51a.

67d `<subfigure class 66c>+≡` (53a) `<67c 67e>`

```

GINAC_BIND_UNARCHIVER(subfigure);

```

Defines:

`subfigure`, used in chunks 44d, 53e, 66, 68a, 71e, 72e, 85c, and 98.

67e `<subfigure class 66c>+≡` (53a) `<67d 68a>`

```

void subfigure::do_print(const print_dflt & con, unsigned level) const
{
    con.s << "subfig( ";
    parlist.print(con, level+1);
    // subf.print(con, level+1);
    con.s << ")";
}

```

Defines:

`subfigure`, used in chunks 44d, 53e, 66, 68a, 71e, 72e, 85c, and 98.

```

68a <subfigure class 66c>+≡ (53a) <67e
    inline ex subfigure::subs(const exmap & em, unsigned options) const {
        return subfigure(subf.subs(em, options | do_not_update_subfigure), parlist);
    }

```

Uses `do_not_update_subfigure` 53b, `ex` 42e 48e 48e 48e 54a, `subfigure` 41h 49b 49d 67a 67b 67c 67d 67e, and `subs` 51a.

F.4. Implementation of `cycle_node` class. Default constructor.

```

68b <cycle node class 68b>≡ (53a) 68c▷
    cycle_node::cycle_node()
    {
        generation=0;
    }

```

Uses `cycle_node` 44c 46c 70c 71a 71b 71c 72a 72b 73b 73c 74a 75a 75d.

Create a `cycle_node` out of `cycle` or `cycle_node`.

```

68c <cycle node class 68b>+≡ (53a) <68b 68e▷
    cycle_node::cycle_node(const ex & C, int g)
    {
        generation=g;
        <set cycle data to the node 68d>
    }

```

Uses `cycle_node` 44c 46c 70c 71a 71b 71c 72a 72b 73b 73c 74a 75a 75d and `ex` 42e 48e 48e 48e 54a.

We use this check to initialise or change cycle info of the node.

```

68d <set cycle data to the node 68d>≡ (68c)
    if (is_a<cycle_node>(C)) {
        cycles=ex_to<lst>(ex_to<cycle_node>(C).get_cycles());
        generation = ex_to<cycle_node>(C).get_generation();
        children = ex_to<cycle_node>(C).get_children();
        parents = ex_to<cycle_node>(C).get_parents();
    } else
        <check cycles are valid 69a>

```

Uses `cycle_node` 44c 46c 70c 71a 71b 71c 72a 72b 73b 73c 74a 75a 75d and `get_generation` 37a.

```

68e <cycle node class 68b>+≡ (53a) <68c 69c▷
    cycle_node::cycle_node(const ex & C, int g, const lst & par)
    {
        generation=g;
        <check cycles are valid 69a>
        <check parents are valid 69b>
    }

```

Uses `cycle_node` 44c 46c 70c 71a 71b 71c 72a 72b 73b 73c 74a 75a 75d and `ex` 42e 48e 48e 48e 54a.

```

69a <check cycles are valid 69a>≡ (68 69 71a)
    if (is_a<lst>(C)) {
        for (const auto& it : ex_to<lst>(C))
            if ( is_a<cycle_data>(it) ∨ is_a<cycle>(it))
                cycles.append(cycle_data(it));
        else
            throw(std::invalid_argument("cycle_node::cycle_node(): "
                "the parameter is list of something which is not"
                " cycle_data"));
    } else if (is_a<cycle_data>(C)) {
        cycles = lst{C};
    } else if (is_a<cycle>(C)) {
        cycles=lst{cycle_data(ex_to<cycle>(C).get_k(), ex_to<cycle>(C).get_l(),
            ex_to<cycle>(C).get_m())};
    } else
        throw(std::invalid_argument("cycle_node::cycle_node(): "
            "the first parameters must be either cycle, cycle_data,"
            " cycle_node or list of cycle_data"));

```

Uses `cycle_data` 24e 27c 43d 44a 55c 55d 56a 57b 57c 57d and `cycle_node` 44c 46c 70c 71a 71b 71c 72a 72b 73b 73c 74a 75a 75d.

```

69b <check parents are valid 69b>≡ (68 69)
    GINAC_ASSERT(is_a<lst>(par));
    parents = ex_to<lst>(par);

```

```

69c <cycle node class 68b>+≡ (53a) <68e 69d>
    cycle_node::cycle_node(const ex & C, int g, const lst & par, const lst & ch)
    {
        generation=g;
        children=ch;
        custom_asy="";
        <check cycles are valid 69a>
        <check parents are valid 69b>
    }

```

Uses `cycle_node` 44c 46c 70c 71a 71b 71c 72a 72b 73b 73c 74a 75a 75d and `ex` 42e 48e 48e 48e 54a.

```

69d <cycle node class 68b>+≡ (53a) <69c 69e>
    cycle_node::cycle_node(const ex & C, int g, const lst & par, const lst & ch, string ca)
    {
        generation=g;
        children=ch;
        custom_asy=ca;
        <check cycles are valid 69a>
        <check parents are valid 69b>
    }

```

Uses `cycle_node` 44c 46c 70c 71a 71b 71c 72a 72b 73b 73c 74a 75a 75d and `ex` 42e 48e 48e 48e 54a.

```

69e <cycle node class 68b>+≡ (53a) <69d 70a>
    return_type_t cycle_node::return_type_tinfo() const
    {
        return make_return_type_t<cycle_node>();
    }

```

Uses `cycle_node` 44c 46c 70c 71a 71b 71c 72a 72b 73b 73c 74a 75a 75d.

70a `<cycle node class 68b>+≡` `(53a) <69e 70b>`

```

ex cycle_node::op(size_t i) const
{
    GINAC_ASSERT(i<nops());
    size_t ncyt=cycles.nops(), nchil=children.nops(), npar=parents.nops();
    if ( i < ncyt)
        return cycles.op(i);
    else if ( i < ncyt + nchil)
        return children.op(i-ncyt);
    else if ( i < ncyt + nchil + npar)
        return parents.op(i-ncyt-nchil);
    else
        throw(std::invalid_argument("cycle_node::op(): requested operand out of the range"));
}

```

Uses `cycle_node` 44c 46c 70c 71a 71b 71c 72a 72b 73b 73c 74a 75a 75d, `ex` 42e 48e 48e 48e 54a, `nops` 51a, and `op` 51a.

70b `<cycle node class 68b>+≡` `(53a) <70a 70c>`

```

ex & cycle_node::let_op(size_t i)
{
    ensure_if_modifiable();
    GINAC_ASSERT(i<nops());
    size_t ncyt=cycles.nops(), nchil=children.nops(), npar=parents.nops();
    if ( i < ncyt)
        return cycles.let_op(i);
    else if ( i < ncyt + nchil)
        return children.let_op(i-ncyt);
    else if ( i < ncyt + nchil + npar)
        return parents.let_op(i-ncyt-nchil);
    else
        throw(std::invalid_argument("cycle_node::let_op(): requested operand out of the range"));
}

```

Uses `cycle_node` 44c 46c 70c 71a 71b 71c 72a 72b 73b 73c 74a 75a 75d, `ex` 42e 48e 48e 48e 54a, and `nops` 51a.

70c `<cycle node class 68b>+≡` `(53a) <70b 70d>`

```

int cycle_node::compare_same_type(const basic &other) const
{
    GINAC_ASSERT(is_a<cycle_node>(other));
    return inherited::compare_same_type(other);
}

```

Defines:

`cycle_node`, used in chunks 33c, 37a, 39a, 45–47, 49, 50f, 52a, 53e, 64, 68–71, 73, 76, 77c, 80a, 82, 84c, 85c, 99, 100c, 108–110, 112a, and 113a.

If neither of parameters has multiply values we return a cycle.

70d `<cycle node class 68b>+≡` `(53a) <70c 71a>`

```

ex cycle_node::get_cycle(const ex & metr) const
{
    lst res;
    for (const auto& it : cycles)
        res.append(ex_to<cycle_data>(it).get_cycle(metr));
    return res;
}

```

Uses `cycle_data` 24e 27c 43d 44a 55c 55d 56a 57b 57c 57d, `cycle_node` 44c 46c 70c 71a 71b 71c 72a 72b 73b 73c 74a 75a 75d, `ex` 42e 48e 48e 48e 54a, and `get_cycle` 36g 36h 100c.

71a `<cycle node class 68b>+≡` (53a) `<70d 71b>`

```

void cycle_node::set_cycles(const ex & C)
{
    cycles.remove_all();
    <check cycles are valid 69a>
}

```

Defines:

`cycle_node`, used in chunks 33c, 37a, 39a, 45–47, 49, 50f, 52a, 53e, 64, 68–71, 73, 76, 77c, 80a, 82, 84c, 85c, 99, 100c, 108–110, 112a, and 113a.

Uses `ex` 42e 48e 48e 48e 54a.

71b `<cycle node class 68b>+≡` (53a) `<71a 71c>`

```

void cycle_node::append_cycle(const ex & k, const ex & l, const ex & m)
{
    cycles.append(cycle_data(k,l,m));
}

```

Defines:

`cycle_node`, used in chunks 33c, 37a, 39a, 45–47, 49, 50f, 52a, 53e, 64, 68–71, 73, 76, 77c, 80a, 82, 84c, 85c, 99, 100c, 108–110, 112a, and 113a.

Uses `cycle_data` 24e 27c 43d 44a 55c 55d 56a 57b 57c 57d, `ex` 42e 48e 48e 48e 54a, `k` 52c, `l` 52c, and `m` 52c.

71c `<cycle node class 68b>+≡` (53a) `<71b 71d>`

```

void cycle_node::append_cycle(const ex & C)
{
    if (is_a<cycle>(C))
        cycles.append(cycle_data(ex_to<cycle>(C).get_k(), ex_to<cycle>(C).get_l(),
                                ex_to<cycle>(C).get_m()));
    else if (is_a<cycle_data>(C))
        cycles.append(ex_to<cycle_data>(C));
    else
        throw(std::invalid_argument("cycle_node::append_cycle(const ex &): the parameter must be"
                                " either cycle or cycle_data"););
}

```

Defines:

`cycle_node`, used in chunks 33c, 37a, 39a, 45–47, 49, 50f, 52a, 53e, 64, 68–71, 73, 76, 77c, 80a, 82, 84c, 85c, 99, 100c, 108–110, 112a, and 113a.

Uses `cycle_data` 24e 27c 43d 44a 55c 55d 56a 57b 57c 57d and `ex` 42e 48e 48e 48e 54a.

Return the list of parents—either `cycle_relations` or `subfigure`

71d `<cycle node class 68b>+≡` (53a) `<71c 71e>`

```

lst cycle_node::get_parents() const
{
    return parents;
}

```

Uses `cycle_node` 44c 46c 70c 71a 71b 71c 72a 72b 73b 73c 74a 75a 75d.

The method returns the list of all keys to parent cycles.

71e `<cycle node class 68b>+≡` (53a) `<71d 72a>`

```

lst cycle_node::get_parent_keys() const
{
    lst pkeys;
    if ( (parents.nops() ≡ 1)  $\wedge$  (is_a<subfigure>(parents.op(0))) ) {
        pkeys=ex_to<lst>(ex_to<subfigure>(parents.op(0)).get_parlist());
    } else {
        for (const auto& it : parents)
            pkeys.append(ex_to<cycle_relation>(it).get_parkey());
    }
    return pkeys;
}

```

Uses `cycle_node` 44c 46c 70c 71a 71b 71c 72a 72b 73b 73c 74a 75a 75d, `cycle_relation` 41g 46e 47c 61d 62 63a 63b 65a 65b, `nops` 51a, `op` 51a, and `subfigure` 41h 49b 49d 67a 67b 67c 67d 67e.

Printing of a `cycle_node` has two almost identical form: accurate and float.

```
72a <cycle node class 68b>+≡ (53a) <71e 72b>
    void cycle_node::do_print(const print_dflt & con, unsigned level) const
    {
        <start to print cycle node 72c>
        ex_to<cycle_data>(it).do_print(con, level);
        <end to print cycle node 72d>
    }
```

Defines:

`cycle_node`, used in chunks 33c, 37a, 39a, 45–47, 49, 50f, 52a, 53e, 64, 68–71, 73, 76, 77c, 80a, 82, 84c, 85c, 99, 100c, 108–110, 112a, and 113a.

Uses `cycle_data` 24e 27c 43d 44a 55c 55d 56a 57b 57c 57d.

And a similar one for the float printing

```
72b <cycle node class 68b>+≡ (53a) <72a 73b>
    void cycle_node::do_print_double(const print_dflt & con, unsigned level) const
    {
        <start to print cycle node 72c>
        ex_to<cycle_data>(it).do_print_double(con, level);
        <end to print cycle node 72d>
    }
```

Defines:

`cycle_node`, used in chunks 33c, 37a, 39a, 45–47, 49, 50f, 52a, 53e, 64, 68–71, 73, 76, 77c, 80a, 82, 84c, 85c, 99, 100c, 108–110, 112a, and 113a.

Uses `cycle_data` 24e 27c 43d 44a 55c 55d 56a 57b 57c 57d and `do_print_double` 50e.

We output generation and all children, ...

```
72c <start to print cycle node 72c>≡ (72)
    con.s << '{';
    for (const auto& it : cycles) {

72d <end to print cycle node 72d>≡ (72) 72e>
    con.s << ", ";
    }
    con.s << generation << '}' << " --> (";
    // list all children
    for (lst::const_iterator it = children.begin(); it ≠ children.end(); ) {
        con.s << (*it);
        ++it;
        if (it ≠ children.end())
            con.s << ", ";
    }
```

... then all parents.

```
72e <end to print cycle node 72d>+≡ (72) <72d 73a>
    con.s << " "; <-- (";
    if (generation > 0 ∨ FIGURE_DEBUG)
        for (lst::const_iterator it = parents.begin(); it ≠ parents.end(); ) {
            if (is_a<cycle_relation>(*it))
                ex_to<cycle_relation>(*it).do_print(con, level);
            else if (is_a<subfigure>(*it))
                ex_to<subfigure>(*it).do_print(con, level);
            ++it;
            if (it ≠ parents.end())
                con.s << ", ";
        }
    con.s << " ";
```

Uses `cycle_relation` 41g 46e 47c 61d 62 63a 63b 65a 65b, `FIGURE_DEBUG` 53c, and `subfigure` 41h 49b 49d 67a 67b 67c 67d 67e.



Finally if the custom `Asymptote` style is not empty we print it as well.

```
73a <end to print cycle node 72d>+≡ (72) <72e>
    if (custom_asy ≠ "")
        con.s << " /" << custom_asy << "/";
    con.s << endl;
```

```
73b <cycle node class 68b>+≡ (53a) <72b 73c>
    void cycle_node::do_print_tree(const print_tree & con, unsigned level) const
    {
        for (const auto& it : cycles)
            it.print(con, level);
        con.s << std::string(level+con.delta_indent, ' ') << "generation: " << generation << endl;
        con.s << std::string(level+con.delta_indent, ' ') << "children" << endl;
        children.print(con, level+2*con.delta_indent);
        con.s << std::string(level+con.delta_indent, ' ') << "parents" << endl;
        parents.print(con, level+2*con.delta_indent);
        con.s << std::string(level+con.delta_indent, ' ') << "custom_asy: " << custom_asy << endl;
    }
```

Defines:

`cycle_node`, used in chunks 33c, 37a, 39a, 45–47, 49, 50f, 52a, 53e, 64, 68–71, 73, 76, 77c, 80a, 82, 84c, 85c, 99, 100c, 108–110, 112a, and 113a.

```
73c <cycle node class 68b>+≡ (53a) <73b 73d>
    void cycle_node::remove_child(const ex & other)
    {
        lst nchildren;
        for (const auto& it : children)
            if (it ≠ other)
                nchildren.append(it);
        children=nchildren;
    }
```

Defines:

`cycle_node`, used in chunks 33c, 37a, 39a, 45–47, 49, 50f, 52a, 53e, 64, 68–71, 73, 76, 77c, 80a, 82, 84c, 85c, 99, 100c, 108–110, 112a, and 113a.

Uses `ex` 42e 48e 48e 48e 54a.

```
73d <cycle node class 68b>+≡ (53a) <73c 73e>
    cycle_node cycle_node::subs(const ex & e, unsigned options) const
    {
        exmap em;
        if (e.info(info_flags::list)) {
            lst l = ex_to<lst>(e);
            for (const auto& i : l)
                em.insert(std::make_pair(i.op(0), i.op(1)));
        } else if (is_a<relational>(e)) {
            em.insert(std::make_pair(e.op(0), e.op(1)));
        } else
            throw(std::invalid_argument("cycle::subs(): the parameter should be a relational or a lst"));
        return ex_to<cycle_node>(subs(em, options));
    }
```

Uses `cycle_node` 44c 46c 70c 71a 71b 71c 72a 72b 73b 73c 74a 75a 75d, `ex` 42e 48e 48e 48e 54a, `info` 51a, `l` 52c, `op` 51a, and `subs` 51a.

```
73e <cycle node class 68b>+≡ (53a) <73d 74a>
    ex cycle_node::subs(const exmap & em, unsigned options) const
    {
        return cycle_node(cycles.subs(em, options), generation, ex_to<lst>(parents.subs(em, options)), children, custom_asy);
    }
```

Uses `cycle_node` 44c 46c 70c 71a 71b 71c 72a 72b 73b 73c 74a 75a 75d, `ex` 42e 48e 48e 48e 54a, and `subs` 51a.

74a `<cycle node class 68b>+≡` `(53a) <73e 74b>`

```

void cycle_node::archive(archive_node &n) const
{
    inherited::archive(n);
    n.add_ex("cycles", cycles);
    n.add_unsigned("children_size", children.nops());
    if (children.nops()>0)
        for (const auto& it : children)
            n.add_ex("chil", it);

    n.add_unsigned("parent_size", parents.nops());
    if (parents.nops()>0) {
        n.add_bool("has_subfigure", false);
        for (const auto& it : parents)
            n.add_ex("par", ex_to<cycle_relation>(it));
    }
}

```

Defines:

`cycle_node`, used in chunks 33c, 37a, 39a, 45–47, 49, 50f, 52a, 53e, 64, 68–71, 73, 76, 77c, 80a, 82, 84c, 85c, 99, 100c, 108–110, 112a, and 113a.

Uses `archive` 51a, `cycle_relation` 41g 46e 47c 61d 62 63a 63b 65a 65b, and `nops` 51a.

storing the generation with its sign.

74b `<cycle node class 68b>+≡` `(53a) <74a 74c>`

```

bool neg_generation=(generation<0);
n.add_bool("neg_generation", neg_generation);
if (neg_generation)
    n.add_unsigned("abs_generation", -generation);
else
    n.add_unsigned("abs_generation", generation);

```

saving the asymptote options

74c `<cycle node class 68b>+≡` `(53a) <74b 75a>`

```

n.add_string("custom_asy", custom_asy);
}

```

75a <cycle node class 68b>+≡ (53a) <74c 75b>

```

void cycle_node::read_archive(const archive_node &n, lst &sym_lst)
{
    inherited::read_archive(n, sym_lst);
    ex e;
    n.find_ex("cycles", e, sym_lst);
    cycles=ex_to<lst>(e);
    ex ch, par;
    unsigned int c_size;
    n.find_unsigned("children_size", c_size);

    if (c_size>0) {
        archive_node::archive_node_cit first = n.find_first("chil");
        archive_node::archive_node_cit last = n.find_last("chil");
        ++last;
        for (archive_node::archive_node_cit i=first; i ≠ last; ++i) {
            ex e;
            n.find_ex_by_loc(i, e, sym_lst);
            children.append(e);
        }
    }

    unsigned int p_size;
    n.find_unsigned("parent_size", p_size);

    if (p_size>0) {
        archive_node::archive_node_cit first = n.find_first("par");
        archive_node::archive_node_cit last = n.find_last("par");
        ++last;
        for (archive_node::archive_node_cit i=first; i ≠ last; ++i) {
            ex e;
            n.find_ex_by_loc(i, e, sym_lst);
            parents.append(e);
        }
    }
}

```

Defines:

`cycle_node`, used in chunks 33c, 37a, 39a, 45–47, 49, 50f, 52a, 53e, 64, 68–71, 73, 76, 77c, 80a, 82, 84c, 85c, 99, 100c, 108–110, 112a, and 113a.

Uses `ex` 42e 48e 48e 48e 54a and `read_archive` 51a.

restoring the generation with its sign

75b <cycle node class 68b>+≡ (53a) <75a 75c>

```

bool neg_generation;
n.find_bool("neg_generation", neg_generation);
unsigned int abs_generation;
n.find_unsigned("abs_generation", abs_generation);
if (neg_generation)
    generation = -abs_generation;
else
    generation = abs_generation;

```

restoring the asymptote options

75c <cycle node class 68b>+≡ (53a) <75b 75d>

```

n.find_string("custom_asy", custom_asy);
}

```

75d <cycle node class 68b>+≡ (53a) <75c>

```

GINAC_BIND_UNARCHIVER(cycle_node);

```

Defines:

`cycle_node`, used in chunks 33c, 37a, 39a, 45–47, 49, 50f, 52a, 53e, 64, 68–71, 73, 76, 77c, 80a, 82, 84c, 85c, 99, 100c, 108–110, 112a, and 113a.

F.5. **Implementation of figure class.** Since this is the main class of the library, its implementation is most evolved.

F.5.1. **figure constructors.** We create a figure with two initial objects: the cycle at infinity and the real line.

```
76a <figure class 76a>≡ (53a) 76e▷
  figure::figure() : inherited(), k(realsymbol("k")), m(realsymbol("m")), l()
  {
    l.append(realsymbol("l0"));
    l.append(realsymbol("l1"));
    infinity=symbol("infy", "\\infy");
    real_line=symbol("R", "\\mathbf{R}");
    point_metric = clifford_unit(varidx(real_line, 2), indexed(-(new tensdelta)→setflag(status_flags::dynallocated),
                                                                sy-symm(), varidx(symbol("i"), 2), varidx(symbol("j"), 2)));
    cycle_metric = clifford_unit(varidx(real_line, 2), indexed(-(new tensdelta)→setflag(status_flags::dynallocated),
                                                                sy-symm(), varidx(symbol("ic"), 2), varidx(symbol("jc"), 2)));

    <set the infinity 76c>
    <set the real line 76d>
  }
```

Defines:

**figure**, used in chunks 17, 18, 20a, 22–24, 28f, 29c, 31a, 38, 46, 47c, 49, 51a, 53, 67, 76–85, 87, 88, 96d, 98–101, 107e, 109, 110, 112, 114, and 120b.

Uses **cycle\_metric** 51f, **infinity** 51e, **k** 52c, **l** 52c, **m** 52c, **point\_metric** 51f, **real\_line** 51e, and **realsymbol** 28g.

Dimension of the figure is taken and the respective vector is created.

```
76b <initialise the dimension and vector 76b>≡ (76c 79g)
  unsigned int dim=ex.to<numeric>(get_dim()).to_int();
  lst l0;
  for(unsigned int i=0; i<dim; ++i)
    l0.append(0);
```

Uses **get\_dim()** 36f and **numeric** 24a.

```
76c <set the infinity 76c>≡ (76a 79g 100d)
  <initialise the dimension and vector 76b>
  nodes[infinity] = cycle_node(cycle_data(numeric(0),indexed(matrix(1, dim, l0),
                                                            varidx(infinity, dim)),numeric(1)),INFINITY_GEN);
```

Uses **cycle\_data** 24e 27c 43d 44a 55c 55d 56a 57b 57c 57d, **cycle\_node** 44c 46c 70c 71a 71b 71c 72a 72b 73b 73c 74a 75a 75d, **infinity** 51e, **INFINITY\_GEN** 43c 43c, **nodes** 52a, and **numeric** 24a.

```
76d <set the real line 76d>≡ (76a 79g 100d)
  l0.remove_last();
  l0.append(1);
  nodes[real_line] = cycle_node(cycle_data(numeric(0),indexed(matrix(1, dim, l0),
                                                            varidx(real_line, dim)),numeric(0)),REAL_LINE_GEN);
```

Uses **cycle\_data** 24e 27c 43d 44a 55c 55d 56a 57b 57c 57d, **cycle\_node** 44c 46c 70c 71a 71b 71c 72a 72b 73b 73c 74a 75a 75d, **nodes** 52a, **numeric** 24a, **real\_line** 51e, and **REAL\_LINE\_GEN** 43c 43c.

This constructor may be called with several different inputs.

```
76e <figure class 76a>+≡ (53a) <76a 77c>
  figure::figure(const ex & Mp, const ex & Mc) : inherited(), k(realsymbol("k")), m(realsymbol("m")), l()
  {
    infinity=symbol("infy", "\\infy");
    real_line=symbol("R", "\\mathbf{R}");
    bool inf_missing=true, R_missing=true;
    <set point metric in figure 77a>
```

Uses **ex** 42e 48e 48e 48e 54a, **figure** 17d 24b 33a 33c 39d 50a 51d 76a 81a 83b 83c 86b 87c 99c 100b 100d 101a 102a 104b 105b 107a 108a 108b 108c 111a 111c 112b, **infinity** 51e, **k** 52c, **l** 52c, **m** 52c, **real\_line** 51e, and **realsymbol** 28g.

Below are various parameters which can define a metric in the same way as it used to create a *cliffordunit* object in GiNaC.

```
77a <set point metric in figure 77a>≡ (76e 99c) 77b>
    if (is_a<clifford>(Mp)) {
        point_metric = clifford_unit(varidx(real_line,
            ex_to<idx>(ex_to<clifford>(Mp).get_metric().op(1)).get_dim()),
            ex_to<clifford>(Mp).get_metric());
    } else if (is_a<matrix>(Mp)) {
        ex D;
        if (ex_to<matrix>(Mp).rows() ≡ ex_to<matrix>(Mp).cols())
            D=ex_to<matrix>(Mp).rows();
        else
            throw(std::invalid_argument("figure::figure(const ex &, const ex &):"
                " only square matrices are admitted as point metric"));
        point_metric = clifford_unit(varidx(real_line, D), indexed(Mp, sy_symm()), varidx(symbol("i"), D), varidx(symbol("j")
    } else if (is_a<indexed>(Mp)) {
        point_metric = clifford_unit(varidx(real_line, ex_to<idx>(Mp.op(1)).get_dim()), Mp);
```

Uses `ex` 42e 48e 48e 48e 54a, `figure` 17d 24b 33a 33c 39d 50a 51d 76a 81a 83b 83c 86b 87c 99c 100b 100d 101a 102a 104b 105b 107a 108a 108b 108c 111a 111c 112b, `get_dim()` 36f, `op` 51a, `point_metric` 51f, and `real_line` 51e.

If a `lst` is supplied we use as the signature of metric, entries `Mp` as the diagonal elements of the matrix.

```
77b <set point metric in figure 77a>+≡ (76e 99c) <77a>
    } else if (is_a<lst>(Mp)) {
        point_metric=clifford_unit(varidx(real_line, Mp.nops()), indexed(diag_matrix(ex_to<lst>(Mp)), sy_symm()),
            varidx(symbol("i"), Mp.nops()), varidx(symbol("j"), Mp.nops()));
    }
```

Uses `nops` 51a, `point_metric` 51f, and `real_line` 51e.

If `Mp` is a figure we effectively copy it.

```
77c <figure class 76a>+≡ (53a) <76e 78a>
    else if (is_a<figure>(Mp)) {
        point_metric = ex_to<figure>(Mp).get_point_metric();
        cycle_metric = ex_to<figure>(Mp).get_cycle_metric();
        exhashmap<cycle_node> nnodes = ex_to<figure>(Mp).get_nodes();
        for (const auto& x: nnodes) {
            nodes[x.first]=x.second;
            <identify infinity and real line 77d>
        }
```

Uses `cycle_metric` 51f, `cycle_node` 44c 46c 70c 71a 71b 71c 72a 72b 73b 73c 74a 75a 75d, `figure` 17d 24b 33a 33c 39d 50a 51d 76a 81a 83b 83c 86b 87c 99c 100b 100d 101a 102a 104b 105b 107a 108a 108b 108c 111a 111c 112b, `get_cycle_metric` 36e, `get_point_metric` 20b 36e, `nodes` 52a, and `point_metric` 51f.

We need to set `real_line` and `infinity` accordingly.

```
77d <identify infinity and real line 77d>≡ (77c 80b)
    if (x.second.get_generation() ≡ REAL_LINE_GEN) {
        real_line = x.first;
        R_missing=false;
    }
    else if (x.second.get_generation() ≡ INFINITY_GEN) {
        infinity = x.first;
        inf_missing=false;
    }
```

Uses `get_generation` 37a, `infinity` 51e, `INFINITY_GEN` 43c 43c, `real_line` 51e, and `REAL_LINE_GEN` 43c 43c.

For an unknown type parameter we throw an exception.

```
78a <figure class 76a>+≡ (53a) <77c 79a>
    } else
        throw(std::invalid_argument("figure::figure(const ex &, const ex &):"
            " the first parameter shall be a figure, a lst, "
            " a metric (can be either tensor, matrix, "
            " Clifford unit or indexed by two indices) "));
    <set cycle metric in figure 78b>
```

Uses `ex` 42e 48e 48e 48e 54a and `figure` 17d 24b 33a 33c 39d 50a 51d 76a 81a 83b 83c 86b 87c 99c 100b 100d 101a 102a 104b 105b 107a 108a 108b 108c 111a 111c 112b.

If a metric is not supplied or is zero then we clone the point space metric by the rule defined in equation (17).

```
78b <set cycle metric in figure 78b>≡ (78a 99c) 78c>
    if (Mc.is_zero()) {
        ex D=get_dim();
        if (is_a<numeric>(D)) {
            lst l0;
            for(int i=0; i< ex.to<numeric>(D).to_int(); ++i)
                l0.append(-jump_funct(-ex.to<clifford>(point_metric).get_metric(idx(i,D),idx(i,D))));
            cycle_metric = clifford_unit(varidx(real_line, D), indexed(diag_matrix(l0), sy_symm(),
                varidx(symbol("ic"), D), varidx(symbol("jc"), D)));
```

Uses `cycle_metric` 51f, `ex` 42e 48e 48e 48e 54a, `get_dim()` 36f, `numeric` 24a, `point_metric` 51f, and `real_line` 51e.

If dimensionality is not integer, then the point metric is copied.

```
78c <set cycle metric in figure 78b>+≡ (78a 99c) <78b 78d>
    } else
        cycle_metric = clifford_unit(varidx(real_line, D), indexed(point_metric.op(0), sy_symm(),
            varidx(symbol("ic"), D), varidx(symbol("jc"), D)));
```

Uses `cycle_metric` 51f, `op` 51a, `point_metric` 51f, and `real_line` 51e.

If the metric is supplied, we repeat the same procedure to set-up the metric of the cycle space as was done for point space.

```
78d <set cycle metric in figure 78b>+≡ (78a 99c) <78c 78e>
    } else if (is_a<clifford>(Mc)) {
        cycle_metric = clifford_unit(varidx(real_line,
            ex.to<idx>(ex.to<clifford>(Mc).get_metric().op(1)).get_dim()),
            ex.to<clifford>(Mc).get_metric());
    } else if (is_a<matrix>(Mc)) {
        if (ex.to<matrix>(Mp).rows() != ex.to<matrix>(Mp).cols())
            throw(std::invalid_argument("figure::figure(const ex &, const ex &):"
                " only square matrices are admitted as cycle metric"));
        cycle_metric = clifford_unit(varidx(real_line, get_dim()), indexed(Mc, sy_symm(), varidx(symbol("ic"),
            get_dim()), varidx(symbol("jc"), get_dim())));
```

Uses `cycle_metric` 51f, `ex` 42e 48e 48e 48e 54a, `figure` 17d 24b 33a 33c 39d 50a 51d 76a 81a 83b 83c 86b 87c 99c 100b 100d 101a 102a 104b 105b 107a 108a 108b 108c 111a 111c 112b, `get_dim()` 36f, `op` 51a, and `real_line` 51e.

Other types of metric.

```
78e <set cycle metric in figure 78b>+≡ (78a 99c) <78d>
    } else if (is_a<indexed>(Mc)) {
        cycle_metric = clifford_unit(varidx(real_line, ex.to<idx>(Mc.op(1)).get_dim()), Mc);
    } else if (is_a<lst>(Mc)) {
        cycle_metric=clifford_unit(varidx(real_line, Mc.nops()), indexed(diag_matrix(ex.to<lst>(Mc), sy_symm(),
            varidx(symbol("ic"), Mc.nops()), varidx(symbol("jc"), Mc.nops())));
    }
```

Uses `cycle_metric` 51f, `get_dim()` 36f, `nops` 51a, `op` 51a, and `real_line` 51e.

The error message

```
79a <figure class 76a>+≡ (53a) <78a 79b>
    else
        throw(std::invalid_argument("figure::figure(const ex &, const ex &):"
            " the second parameter"
            " shall be omitted, equal to zero "
            " or be a lst, a metric (can be either tensor, matrix,"
            " Clifford unit or indexed by two indices)"));
```

Uses `ex 42e 48e 48e 48e 54a` and `figure 17d 24b 33a 33c 39d 50a 51d 76a 81a 83b 83c 86b 87c 99c 100b 100d 101a 102a 104b 105b 107a 108a 108b 108c 111a 111c 112b`.

Finally we check that point and cycle metrics have the same dimensionality.

```
79b <figure class 76a>+≡ (53a) <79a 79c>
    if (¬(get_dim()-ex_to<idx>(cycle_metric.op(1)).get_dim()).is_zero())
        throw(std::invalid_argument("figure::figure(const ex &, const ex &):"
            "the point and cycle metrics shall have "
            "the same dimensions"));
```

Uses `cycle_metric 51f`, `ex 42e 48e 48e 48e 54a`, `figure 17d 24b 33a 33c 39d 50a 51d 76a 81a 83b 83c 86b 87c 99c 100b 100d 101a 102a 104b 105b 107a 108a 108b 108c 111a 111c 112b`, `get_dim() 36f`, and `op 51a`.

We also check that `point_metric` and `cycle_metric` has the same dimensionality.

```
79c <figure class 76a>+≡ (53a) <79b 79f>
    <check dimensionalities point and cycle metrics 79d>
    <add symbols to match dimensionality 79e>
```

```
79d <check dimensionalities point and cycle metrics 79d>≡ (79c 99c)
    if (¬(get_dim()-ex_to<varidx>(cycle_metric.op(1)).get_dim()).is_zero())
        throw(std::invalid_argument("Metrics for point and cycle spaces have"
            " different dimensionalities!"));
```

Uses `cycle_metric 51f`, `get_dim() 36f`, and `op 51a`.

We produce enough symbols to match dimensionality.

```
79e <add symbols to match dimensionality 79e>≡ (79c 80b)
    int D;
    if (is_a<numeric>(get_dim())) {
        D=ex_to<numeric>(get_dim()).to_int();
        char name[6];
        for(int i=0; i<D; ++i) {
            sprintf(name, "%d", i);
            l.append(realsymbol(name));
        }
    }
```

Uses `get_dim() 36f`, `l 52c`, `name 34a`, `numeric 24a`, and `realsymbol 28g`.

Finally, we set-up two elements which present at any figure: the real line and infinity.

```
79f <figure class 76a>+≡ (53a) <79c 80a>
    <setup real line and infinity 79g>
    }
```

Finally, we supply nodes for the real line and the cycle at infinity.

```
79g <setup real line and infinity 79g>≡ (79f 80b)
    if (inf_missing) {
        <set the infinity 76c>
    }
    if (R_missing) {
        <initialise the dimension and vector 76b>
        <set the real line 76d>
    }
```



```

80a <figure class 76a>+≡ (53a) <79f 80b>
figure::figure(const ex & Mp, const ex & Mc, const exhashmap<cycle_node> & N):
    inherited(), k(realsymbol("k")), m(realsymbol("m")), l()
{
    infinity=symbol("infty", "\\infty");
    real_line=symbol("R", "\\mathbf{R}");
    bool inf_missing=true, R_missing=true;
    if (is_a<clifford>(Mp) & is_a<clifford>(Mc)) {
        point_metric = Mp;
        cycle_metric = Mc;
    } else
        throw(std::invalid_argument("figure::figure(const ex &, const ex &, exhashmap<cycle_node>):"
            " the point_metric and cycle_metric should be clifford_unit. "));
}

```

Uses cycle\_metric 51f, cycle\_node 44c 46c 70c 71a 71b 71c 72a 72b 73b 73c 74a 75a 75d, ex 42e 48e 48e 48e 54a, figure 17d 24b 33a 33c 39d 50a 51d 76a 81a 83b 83c 86b 87c 99c 100b 100d 101a 102a 104b 105b 107a 108a 108b 108c 111a 111c 112b, infinity 51e, k 52c, l 52c, m 52c, point\_metric 51f, real\_line 51e, and realsymbol 28g.

We coming nodes of cycle to the new figure.

```

80b <figure class 76a>+≡ (53a) <80a 80c>
    for (const auto& x: N) {
        nodes[x.first]=x.second;
        <identify infinity and real line 77d>
    }
    <add symbols to match dimensionality 79e>
    <setup real line and infinity 79g>
}

```

Uses nodes 52a.

This constructor reads a figure from a file given by name.

```

80c <figure class 76a>+≡ (53a) <80b 81a>
figure::figure(const char* file_name, string fig_name) : inherited(), k(realsymbol("k")), m(realsymbol("m")), l()
{
    infinity=symbol("infty", "\\infty");
    real_line=symbol("R", "\\mathbf{R}");
    <add gar extension 80d>
    GiNaC::archive A;
    std::ifstream ifs(fn.c_str(), std::ifstream::in);

    ifs >> A;
    *this=ex_to<figure>(A.unarchive_ex(1st{infinity, real_line}, fig_name));

    if (FIGURE_DEBUG) {
        fn="raw-read-"+fn;
        ofstream out1(fn.c_str());
        A.printraw(out1);
        out1.close();
        out1.flush();
    }
}

```

Uses archive 51a, figure 17d 24b 33a 33c 39d 50a 51d 76a 81a 83b 83c 86b 87c 99c 100b 100d 101a 102a 104b 105b 107a 108a 108b 108c 111a 111c 112b, FIGURE\_DEBUG 53c, infinity 51e, k 52c, l 52c, m 52c, real\_line 51e, and realsymbol 28g.

.gar is the standard extension for GiNaC archive files.

```

80d <add gar extension 80d>≡ (80c 81a)
    string fn=file_name;
    size_t found = fn.find(".gar");
    if (found == std::string::npos)
        fn=fn+".gar";

    cout << "use filename: " << fn << endl;

```

This method saves the figure to a file, which can be read by the above constructor.

```
81a <figure class 76a>+≡ (53a) <80c 81b>
void figure::save(const char* file_name, const char * fig_name) const
{
    <add gar extension 80d>
    GiNaC::archive A;
    A.archive_ex(*this, fig_name);
    ofstream out(fn.c_str());
    out << A;
    out.flush();
    out.close();
    if (FIGURE_DEBUG) {
        fn="raw-save-"+fn;
        ofstream out1(fn.c_str());
        A.printraw(out1);
        out1.close();
        out1.flush();
    }
}
```

Defines:

`figure`, used in chunks 17, 18, 20a, 22–24, 28f, 29c, 31a, 38, 46, 47c, 49, 51a, 53, 67, 76–85, 87, 88, 96d, 98–101, 107e, 109, 110, 112, 114, and 120b.

Uses `archive` 51a, `FIGURE_DEBUG` 53c, and `save` 39c 39c.

F.5.2. *Addition of new cycles.* This method is merely a wrapper for the second form below.

```
81b <figure class 76a>+≡ (53a) <81a 81c>
ex figure::add_point(const ex & x, string name, string TeXname)
{
    <auto TeX name 86a>
    symbol key(name, TeXname_new);
    return add_point(x, key);
}
```

Defines:

`add_point`, used in chunks 18d and 24f.

Uses `ex` 42e 48e 48e 48e 54a, `figure` 17d 24b 33a 33c 39d 50a 51d 76a 81a 83b 83c 86b 87c 99c 100b 100d 101a 102a 104b 105b 107a 108a 108b 108c 111a 111c 112b, `key` 34a, `name` 34a, and `TeXname` 34a.

We start from check of parameters.

```
81c <figure class 76a>+≡ (53a) <81b 82c>
ex figure::add_point(const ex & x, const ex & key)
{
    if (not (is_a<lst>(x) and (x.nops() ≡ get_dim()))))
        throw(std::invalid_argument("figure::add_point(const ex &, const ex &): "
            "coordinates of a point shall be a lst of the right lenght"));

    if (not is_a<symbol>(key))
        throw(std::invalid_argument("figure::add_point(const ex &, const ex &): the third"
            " argument need to be a point"));

    <adding point with its parents 82a>
}
```

Defines:

`add_point`, used in chunks 18d and 24f.

Uses `ex` 42e 48e 48e 48e 54a, `figure` 17d 24b 33a 33c 39d 50a 51d 76a 81a 83b 83c 86b 87c 99c 100b 100d 101a 102a 104b 105b 107a 108a 108b 108c 111a 111c 112b, `get_dim()` 36f, `key` 34a, and `nops` 51a.

This part of the code is shared with `move_point()`. We create two ghost parents for a point, since the parameters of the cycle representing depend from the metric, thus it shall not be hard-coded into the node, see also Section 3.2.

```

82a <adding point with its parents 82a>≡ (81c 87a) 82b>
    int dim=x.nops();
    lst l0, rels;
    rels.append(cycle_relation(key,cycle_orthogonal,false));
    rels.append(cycle_relation(infinity,cycle_different));

    for(int i=0; i < dim; ++i)
        l0.append(numeric(0));

    for(int i=0; i < dim; ++i) {
        l0[i]=numeric(1);
        char name[8];
        sprintf(name, "-(%d)", i);
        symbol mother(ex.to<symbol>(key).get_name()+name);
        nodes[mother]=cycle_node(cycle_data(numeric(0),indexed(matrix(1, dim, l0),
            varidx(mother, get_dim()),numeric(2)*x.op(i)),
            GHOST_GEN, lst{}, lst{key});
        l0[i]=numeric(0);
        rels.append(cycle_relation(mother,cycle_orthogonal));
    }

```

Uses `cycle_data` 24e 27c 43d 44a 55c 55d 56a 57b 57c 57d, `cycle_different` 35g 117b, `cycle_node` 44c 46c 70c 71a 71b 71c 72a 72b 73b 73c 74a 75a 75d, `cycle_orthogonal` 35d 115c, `cycle_relation` 41g 46e 47c 61d 62 63a 63b 65a 65b, `get_dim()` 36f, `GHOST_GEN` 43c 43c, `infinity` 51e, `key` 34a, `name` 34a, `nodes` 52a, `nops` 51a, `numeric` 24a, and `op` 51a.

We add relations to parents which define this point. All relations are given in `cycle_metric`, only self-orthogonality is given in terms of `point_metric`. This is done in sake of the parabolic point space.

```

82b <adding point with its parents 82a>+≡ (81c 87a) <82a
    nodes[key]=cycle_node(cycle_data(), 0, rels);

```

Uses `cycle_data` 24e 27c 43d 44a 55c 55d 56a 57b 57c 57d, `cycle_node` 44c 46c 70c 71a 71b 71c 72a 72b 73b 73c 74a 75a 75d, `key` 34a, and `nodes` 52a.

Now, cycle date shall be generated.

```

82c <figure class 76a>+≡ (53a) <81c 82d>
    if (!info(status_flags::expanded))
        nodes[key].set_cycles(ex.to<lst>(update_cycle_node(key)));
    if (FIGURE_DEBUG)
        cerr << "Add the point: " << x << " as the cycle: " << nodes[key] << endl;
    return key;
}

```

Uses `FIGURE_DEBUG` 53c, `info` 51a, `key` 34a, `nodes` 52a, and `update_cycle_node` 50b 96d.

Add a cycle at zero level with a prescribed data.

```

82d <figure class 76a>+≡ (53a) <82c 83a>
    ex figure::add_cycle(const ex & C, const ex & key)
    {
        ex lC=ex.to<cycle>(C).get_l();
        if (is_a<indexed>(lC))
            nodes[key]=cycle_node(C.subs(lC.op(1)≡key));
        else
            nodes[key]=cycle_node(C);
        if (FIGURE_DEBUG)
            cerr << "Add the cycle: " << nodes[key] << endl;
        return key;
    }

```

Defines:

`add_cycle`, used in chunks 20–23, 29d, 31b, 83a, and 120b.

Uses `cycle_node` 44c 46c 70c 71a 71b 71c 72a 72b 73b 73c 74a 75a 75d, `ex` 42e 48e 48e 48e 54a, `figure` 17d 24b 33a 33c 39d 50a 51d 76a 81a 83b 83c 86b 87c 99c 100b 100d 101a 102a 104b 105b 107a 108a 108b 108c 111a 111c 112b, `FIGURE_DEBUG` 53c, `key` 34a, `nodes` 52a, `op` 51a, and `subs` 51a.

Add a cycle at zero level with a prescribed data.

```
83a <figure class 76a>+≡ (53a) <82d 83b>
  ex figure::add_cycle(const ex & C, string name, string TeXname)
  {
    <auto TeX name 86a>
    symbol key(name, TeXname_new);
    return add_cycle(C, key);
  }
```

Uses `add_cycle` 24e 34b 82d, `ex` 42e 48e 48e 48e 54a, `figure` 17d 24b 33a 33c 39d 50a 51d 76a 81a 83b 83c 86b 87c 99c 100b 100d 101a 102a 104b 105b 107a 108a 108b 108c 111a 111c 112b, `key` 34a, `name` 34a, and `TeXname` 34a.

```
83b <figure class 76a>+≡ (53a) <83a 83c>
  void figure::set_cycle(const ex & key, const ex & C)
  {
    if (nodes.find(key) ≡ nodes.end())
      throw(std::invalid_argument("figure::set_cycle(): there is no node wi\
th the key given"));

    if (nodes[key].get_parents().nops() > 0)
      throw(std::invalid_argument("figure::set_cycle(): cannot modify data \
of a cycle with parents"));

    nodes[key].set_cycles(C);

    if (FIGURE_DEBUG)
      cerr << "Replace the cycle: " << nodes[key] << endl;
  }
```

Defines:

`figure`, used in chunks 17, 18, 20a, 22–24, 28f, 29c, 31a, 38, 46, 47c, 49, 51a, 53, 67, 76–85, 87, 88, 96d, 98–101, 107e, 109, 110, 112, 114, and 120b.

`set_cycle`, used in chunks 83c and 98c.

Uses `ex` 42e 48e 48e 48e 54a, `FIGURE_DEBUG` 53c, `key` 34a, `nodes` 52a, and `nops` 51a.

```
83c <figure class 76a>+≡ (53a) <83b 83d>
  void figure::move_cycle(const ex & key, const ex & C)
  {
    if (nodes.find(key) ≡ nodes.end())
      throw(std::invalid_argument("figure::set_cycle(): there is no node with the key given"));

    if (nodes[key].get_generation() ≠ 0)
      throw(std::invalid_argument("figure::set_cycle(): cannot modify data of a cycle in"
" non-zero generation"));
  }
```

Defines:

`figure`, used in chunks 17, 18, 20a, 22–24, 28f, 29c, 31a, 38, 46, 47c, 49, 51a, 53, 67, 76–85, 87, 88, 96d, 98–101, 107e, 109, 110, 112, 114, and 120b.

`move_cycle`, used in chunk 27d.

Uses `ex` 42e 48e 48e 48e 54a, `get_generation` 37a, `key` 34a, `nodes` 52a, and `set_cycle` 50b 83b.

If we have at zero generation with parents, then they are ghost parents of the point, so shall be deleted. We cannot do this by `remove_cycle_node` since we do not want to remove all its grand childrens.

```
83d <figure class 76a>+≡ (53a) <83c 84a>
  if (nodes[key].get_parents().nops() > 0) {
    lst par=nodes[key].get_parent_keys();
    for(const auto& it : par)
      if (nodes[it].get_generation() ≡ GHOST_GEN)
        nodes.erase(it);
    else
      nodes[it].remove_child(key);
  }
  nodes[key].parents=lst{};
```

Uses `get_generation` 37a, `GHOST_GEN` 43c 43c, `key` 34a, `nodes` 52a, and `nops` 51a.

Now, the cycle may be set.

```
84a <figure class 76a>+≡ (53a) <83d 84b>
    nodes[key].set_cycles(C);
    update_node_lst(nodes[key].get_children());

    if (FIGURE_DEBUG)
        cerr << "Replace the cycle: " << nodes[key] << endl;
}
```

Uses `FIGURE_DEBUG` 53c, `key` 34a, `nodes` 52a, and `update_node_lst` 51c 101a.

A cycle can be added by a single `cycle_relation` or a `lst` of `cycle_relation`, but this is just a wrapper for a more general case below.

```
84b <figure class 76a>+≡ (53a) <84a 84c>
    ex figure::add_cycle_rel(const ex & rel, const ex & key) {
        if (is_a<cycle_relation>(rel))
            return add_cycle_rel(lst{rel}, key);
        else
            throw(std::invalid_argument("figure::add_cycle_rel: a cycle shall be added "
                "by a single expression, which is a cycle_relation"));
    }
```

Defines:

`add_cycle_rel`, used in chunks 18, 21–23, 25, 26, 30, 32, 84, 85, 120, and 121a.

Uses `cycle_relation` 41g 46e 47c 61d 62 63a 63b 65a 65b, `ex` 42e 48e 48e 48e 54a, `figure` 17d 24b 33a 33c 39d 50a 51d 76a 81a 83b 83c 86b 87c 99c 100b 100d 101a 102a 104b 105b 107a 108a 108b 108c 111a 111c 112b, and `key` 34a.

And now we add a cycle defined the list of relations. The generation of the new cycle is calculated by the rules described in Sec. 3.2.

```
84c <figure class 76a>+≡ (53a) <84b 84d>
    ex figure::add_cycle_rel(const lst & rel, const ex & key)
    {
        lst cond;
        int gen=0;

        for(const auto& it : rel) {
            if (ex_to<cycle_relation>(it).get_parkey() ≠ key)
                gen=max(gen, nodes[ex_to<cycle_relation>(it).get_parkey()].get_generation());
            nodes[ex_to<cycle_relation>(it).get_parkey()].add_child(key);
        }

        nodes[key]=cycle_node(cycle_data(),gen+1,rel);
    }
```

Uses `add_cycle_rel` 17f 24g 34c 84b, `cycle_data` 24e 27c 43d 44a 55c 55d 56a 57b 57c 57d, `cycle_node` 44c 46c 70c 71a 71b 71c 72a 72b 73b 73c 74a 75a 75d, `cycle_relation` 41g 46e 47c 61d 62 63a 63b 65a 65b, `ex` 42e 48e 48e 48e 54a, `figure` 17d 24b 33a 33c 39d 50a 51d 76a 81a 83b 83c 86b 87c 99c 100b 100d 101a 102a 104b 105b 107a 108a 108b 108c 111a 111c 112b, `get_generation` 37a, `key` 34a, and `nodes` 52a.

```
84d <figure class 76a>+≡ (53a) <84c 85a>
    if (¬ info(status_flags::expanded))
        nodes[key].set_cycles(ex_to<lst>(update_cycle_node(key)));

    if (FIGURE_DEBUG)
        cerr << "Add the cycle: " << nodes[key] << endl;

    return key;
}
```

Uses `FIGURE_DEBUG` 53c, `info` 51a, `key` 34a, `nodes` 52a, and `update_cycle_node` 50b 96d.

This version automatically supply TeX label like  $c_{23}$  to symbols with names  $c_{23}$ .

```
85a <figure class 76a>+≡ (53a) <84d 85b>
  ex figure::add_cycle_rel(const lst & rel, string name, string TeXname)
  {
    <auto TeX name 86a>
    return add_cycle_rel(rel, symbol(name, TeXname_new));
  }
```

Uses `add_cycle_rel` 17f 24g 34c 84b, `ex` 42e 48e 48e 48e 54a, `figure` 17d 24b 33a 33c 39d 50a 51d 76a 81a 83b 83c 86b 87c 99c 100b 100d 101a 102a 104b 105b 107a 108a 108b 108c 111a 111c 112b, `name` 34a, and `TeXname` 34a.

A similar method to add a cycle by a single relation.

```
85b <figure class 76a>+≡ (53a) <85a 85c>
  ex figure::add_cycle_rel(const ex & rel, string name, string TeXname)
  {
    if (is_a<cycle_relation>(rel)) {
      <auto TeX name 86a>
      return add_cycle_rel(lst{rel}, symbol(name, TeXname_new));
    } else
      throw(std::invalid_argument("figure::add_cycle_rel: a cycle shall be added "
        "by a single expression, which is a cycle_relation"));
  }
```

Uses `add_cycle_rel` 17f 24g 34c 84b, `cycle_relation` 41g 46e 47c 61d 62 63a 63b 65a 65b, `ex` 42e 48e 48e 48e 54a, `figure` 17d 24b 33a 33c 39d 50a 51d 76a 81a 83b 83c 86b 87c 99c 100b 100d 101a 102a 104b 105b 107a 108a 108b 108c 111a 111c 112b, `name` 34a, and `TeXname` 34a.

This method adds a **subfigure** as a single node. The generation of the new node is again calculated by the rules described in Sec. 3.2.

```
85c <figure class 76a>+≡ (53a) <85b 85d>
  ex figure::add_subfigure(const ex & F, const lst & L, const ex & key)
  {
    GINAC_ASSERT(is_a<figure>(F));
    int gen=0;

    for(const auto& it : L) {
      if (!it.is_equal(key))
        gen=max(gen, nodes[it].get_generation());
      nodes[it].add_child(key);
    }
    nodes[key]=cycle_node(cycle_data(),gen+1,lst{subfigure(F,L)});
    if (!info(status_flags::expanded))
      nodes[key].set_cycles(ex_to<lst>(update_cycle_node(key)));

    return key;
  }
```

Defines:

`add_subfigure`, used in chunks 25g, 26b, and 85d.

Uses `cycle_data` 24e 27c 43d 44a 55c 55d 56a 57b 57c 57d, `cycle_node` 44c 46c 70c 71a 71b 71c 72a 72b 73b 73c 74a 75a 75d, `ex` 42e 48e 48e 48e 54a, `figure` 17d 24b 33a 33c 39d 50a 51d 76a 81a 83b 83c 86b 87c 99c 100b 100d 101a 102a 104b 105b 107a 108a 108b 108c 111a 111c 112b, `get_generation` 37a, `info` 51a, `key` 34a, `nodes` 52a, `subfigure` 41h 49b 49d 67a 67b 67c 67d 67e, and `update_cycle_node` 50b 96d.

This is again a wrapper for the previous method with the newly defined symbol.

```
85d <figure class 76a>+≡ (53a) <85c 86b>
  ex figure::add_subfigure(const ex & F, const lst & l, string name, string TeXname)
  {
    <auto TeX name 86a>
    return add_subfigure(F, l, symbol(name, TeXname_new));
  }
```

Uses `add_subfigure` 25f 34d 85c, `ex` 42e 48e 48e 48e 54a, `figure` 17d 24b 33a 33c 39d 50a 51d 76a 81a 83b 83c 86b 87c 99c 100b 100d 101a 102a 104b 105b 107a 108a 108b 108c 111a 111c 112b, `l` 52c, `name` 34a, and `TeXname` 34a.

```

86a <auto TeX name 86a>≡ (81b 83a 85 115a)
    string TeXname_new;
    std::regex e ("([[:alpha:]]+)([[:digit:]]+)");
    std::regex e1 ("([[:alnum:]]+)_([[:alnum:]]+)");
    if (TeXname ≡ "") {
        if (std::regex_match(name, e))
            TeXname_new=std::regex_replace (name,e,"$1-{$2}");
        else if (std::regex_match(name, e1))
            TeXname_new=std::regex_replace (name,e1,"$1-{$2}");
    } else
        TeXname_new=TeXname;

```

Uses name 34a and TeXname 34a.

F.5.3. *Moving and removing cycles.* The method to change a zero-generation cycle to a point with given coordinates.

```

86b <figure class 76a>+≡ (53a) <85d 86c>
    void figure::move_point(const ex & key, const ex & x)
    {
        if (not (is_a<lst>(x) and (x.nops() ≡ get_dim())))
            throw(std::invalid_argument("figure::move_point(const ex &, const ex &): "
                "coordinates of a point shall be a lst of the right lenght"));

        if (nodes.find(key) ≡ nodes.end())
            throw(std::invalid_argument("figure::move_point(): there is no node with the key given"));

        if (nodes[key].get_generation() ≠ 0)
            throw(std::invalid_argument("figure::move_point(): cannot modify data of a cycle in "
                " non-zero generation"));

        if (FIGURE_DEBUG)
            cerr << "A cycle is moved : " << nodes[key] << endl;
    }

```

Defines:

figure, used in chunks 17, 18, 20a, 22–24, 28f, 29c, 31a, 38, 46, 47c, 49, 51a, 53, 67, 76–85, 87, 88, 96d, 98–101, 107e, 109, 110, 112, 114, and 120b.

move\_point, used in chunks 27, 28a, and 87a.

Uses ex 42e 48e 48e 48e 54a, FIGURE\_DEBUG 53c, get\_dim() 36f, get\_generation 37a, key 34a, nodes 52a, and nops 51a.

If number of parents was “dimension plus 2”, so it was a proper point, we simply need to replace the ghost parents.

```

86c <figure class 76a>+≡ (53a) <86b 86d>
    lst par=nodes[key].get_parent_keys();
    unsigned int dim=x.nops();
    lst l0;
    for(unsigned int i=0; i<dim; ++i)
        l0.append(numeric(0));

```

Uses key 34a, nodes 52a, nops 51a, and numeric 24a.

We scan the name of parents to get number of components and substitute their new values.

```

86d <figure class 76a>+≡ (53a) <86c 87a>
    char label[40];
    sprintf(label, "%s-(%d)", ex_to<symbol>(key).get_name().c_str());
    if (par.nops() ≡ dim+2 ) {
        for(const auto& it : par) {
            unsigned int i=dim;
            int res=sscanf(ex_to<symbol>(it).get_name().c_str(), label, &i);
            if (res>0 and i<dim) {
                l0[i]=numeric(1);
                nodes[it].set_cycles(cycle_data(numeric(0),indexed(matrix(1, dim, l0),
                    varidx(it, dim)), numeric(2)*x.op(i)));
                l0[i]=numeric(0);
            }
        }
    }

```

Uses cycle\_data 24e 27c 43d 44a 55c 55d 56a 57b 57c 57d, key 34a, nodes 52a, nops 51a, numeric 24a, and op 51a.



If the number of parents is zero, so it was a pre-defined cycle and we need to create ghost parents for it.

```
87a <figure class 76a>+≡ (53a) <86d 87b>
    } else if (par.nops() ≡ 0) {
        lst chil=nodes[key].get_children();
        <adding point with its parents 82a>
        nodes[key].children=chil;
    } else
        throw(std::invalid_argument("figure::move_point(): strange number (neither 0 nor dim+2) of "
            "parents, which zero-generation node shall have!"));

    if (info(status_flags::expanded))
        return;

    nodes[key].set_cycles(ex.to<lst>(update_cycle_node(key)));
    update_node_lst(nodes[key].get_children());
```

Uses figure 17d 24b 33a 33c 39d 50a 51d 76a 81a 83b 83c 86b 87c 99c 100b 100d 101a 102a 104b 105b 107a 108a 108b 108c 111a 111c 112b, info 51a, key 34a, move\_point 27a 34e 86b, nodes 52a, nops 51a, update\_cycle\_node 50b 96d, and update\_node\_lst 51c 101a.

Then, to update all its children and grandchildren in all generations excluding this node itself.

```
87b <figure class 76a>+≡ (53a) <87a 87c>
    update_node_lst(nodes[key].get_children());
    if (FIGURE_DEBUG)
        cerr << "Moved to: " << x << endl;
}
```

Uses FIGURE\_DEBUG 53c, key 34a, nodes 52a, and update\_node\_lst 51c 101a.

Afterwards, to remove all children (includes grand children, grand grand children...) of the **cycle\_node**.

```
87c <figure class 76a>+≡ (53a) <87b 87d>
    void figure::remove_cycle_node(const ex & key)
    {
        lst branches=nodes[key].get_children();
        for (const auto& it : branches)
            remove_cycle_node(it);
```

Defines:

figure, used in chunks 17, 18, 20a, 22–24, 28f, 29c, 31a, 38, 46, 47c, 49, 51a, 53, 67, 76–85, 87, 88, 96d, 98–101, 107e, 109, 110, 112, 114, and 120b.

remove\_cycle\_node, never used.

Uses ex 42e 48e 48e 48e 54a, key 34a, and nodes 52a.

Furthermore, to remove the **cycle\_node** c from all its parents children lists.

```
87d <figure class 76a>+≡ (53a) <87c 87e>
    lst par = nodes[key].get_parent_keys();
    for (const auto& it : par) {
```

Uses key 34a and nodes 52a.

Parents of a point at gen-0 can be simply deleted as no other cycle need them and they are not of interest. For other parents we modify their *children* list.

```
87e <figure class 76a>+≡ (53a) <87d 88a>
    if (nodes[it].get_generation() ≡ GHOST_GEN)
        nodes.erase(it);
    else
        nodes[it].remove_child(key);
}
```

Uses get\_generation 37a, GHOST\_GEN 43c 43c, key 34a, and nodes 52a.

Finally, remove the `cycle_node` from the figure.

```
88a <figure class 76a>+≡ (53a) <87e 88b>
    nodes.erase(key);
    if (FIGURE_DEBUG)
        cerr << "The cycle is removed: " << key << endl;
}
```

Uses `FIGURE_DEBUG` 53c, `key` 34a, and `nodes` 52a.

F.5.4. *Evaluation of cycles and figure updates.* This procedure can solve a system of linear conditions or a system with one quadratic equation. It was already observed in [18; 36, § 5.5], see Sec. 3.1, that  $n$  tangency-type conditions (each of them is quadratic) can be reduced to the single quadratic condition  $\langle C, C \rangle = 1$  and  $n$  linear conditions like  $\langle C, C^i \rangle = \lambda_i$ .

```
88b <figure class 76a>+≡ (53a) <88a 88c>
    ex figure::evaluate_cycle(const ex & symbolic, const lst & cond) const
    {
        //cerr << boolalpha << "symbolic: "; symbolic.dbgprint();
        //cerr << "condit: "; cond.dbgprint();
        bool first_solution=true, // whetehr the first solution is suitable
            second_solution=false, // whetehr the second solution is suitable
            is_homogeneous=true; // indicates whether all conditions are linear
    }
```

Defines:

`evaluate_cycle`, used in chunks 50c, 88e, and 97c.

Uses `ex` 42e 48e 48e 48e 54a and `figure` 17d 24b 33a 33c 39d 50a 51d 76a 81a 83b 83c 86b 87c 99c 100b 100d 101a 102a 104b 105b 107a 108a 108b 108c 111a 111c 112b.

This method can be applied to cycles with numerical dimensions.

```
88c <figure class 76a>+≡ (53a) <88b 88d>
    int D;
    if (is_a<numeric>(get_dim()))
        D=ex_to<numeric>(get_dim()).to_int();
    else
        throw logic_error("Could not resolve cycle relations if dimensionality is not numeric!");
```

Uses `get_dim()` 36f and `numeric` 24a.

Create the list of used symbols. The code is stolen from `cycle.nw`

```
88d <figure class 76a>+≡ (53a) <88c 88e>
    lst symbols, lin_cond, nonlin_cond;
    if (is_a<symbol>(ex_to<cycle_data>(symbolic).get_m()))
        symbols.append(ex_to<cycle_data>(symbolic).get_m());
    for (int i = 0; i < D; i++)
        if (is_a<symbol>(ex_to<cycle_data>(symbolic).get_l(i)))
            symbols.append(ex_to<cycle_data>(symbolic).get_l(i));
    if (is_a<symbol>(ex_to<cycle_data>(symbolic).get_k()))
        symbols.append(ex_to<cycle_data>(symbolic).get_k());
```

Uses `cycle_data` 24e 27c 43d 44a 55c 55d 56a 57b 57c 57d.

If no symbols are found we assume that the cycle is uniquely defined

```
88e <figure class 76a>+≡ (53a) <88d 89a>
    if (symbols.nops() == 0)
        throw(std::invalid_argument("figure::evaluate_cycle(): could not construct the default list of "
            "parameters"));
    //cerr << "symbols: "; symbols.dbgprint();
```

Uses `evaluate_cycle` 88b, `figure` 17d 24b 33a 33c 39d 50a 51d 76a 81a 83b 83c 86b 87c 99c 100b 100d 101a 102a 104b 105b 107a 108a 108b 108c 111a 111c 112b, and `nops` 51a.

Build matrix representation from equation system. The code is stolen from `ginac/inifcns.cpp`.

```
89a <figure class 76a>+≡ (53a) <88e 89b>
    lst rhs;
    for (size_t r=0; r<cond.nops(); r++) {
        lst sys;
        ex eq = (cond.op(r).op(0)-cond.op(r).op(1)).expand(); // lhs-rhs==0
        if (float_evaluation)
            eq=eq.evalf();
        //cerr << "eq: "; eq.dbgprint();
        ex linpart = eq;
        for (size_t c=0; c<symbols.nops(); c++) {
            const ex co = eq.coeff(ex_to<symbol>(symbols.op(c)),1);
            linpart -= co*symbols.op(c);
            sys.append(co);
        }
        linpart = linpart.expand();
        //cerr << "sys: "; sys.dbgprint();
        //cerr << "linpart: "; linpart.dbgprint();
    }
```

Uses `evalf 51a`, `ex 42e 48e 48e 48e 54a`, `float_evaluation 52b`, `nops 51a`, and `op 51a`.

test if system is linear and fill vars matrix

```
89b <figure class 76a>+≡ (53a) <89a 89c>
    bool is_linear=true;
    for (size_t i=0; i<symbols.nops(); i++)
        if (sys.has(symbols.op(i)) ∨ linpart.has(symbols.op(i)))
            is_linear = false;
    //cerr << "this equation linear? " << is_linear << endl;
```

Uses `nops 51a` and `op 51a`.

To avoid an expensive expansion we use the previous calculations to re-build the equation.

```
89c <figure class 76a>+≡ (53a) <89b 89d>
    if (is_linear) {
        lin_cond.append(sys);
        rhs.append(linpart);
        is_homogeneous &= linpart.normal().is_zero();
    } else
        nonlin_cond.append(cond.op(r));
}
//cerr << "lin_cond: "; lin_cond.dbgprint();
//cerr << "nonlin_cond: "; nonlin_cond.dbgprint();
```

Uses `op 51a`.

Solving the linear part, the code is again stolen from `ginac/inifcns.cpp`

```
89d <figure class 76a>+≡ (53a) <89c 90a>
    lst subs_lst1, // The main list of substitutions of found solutions
        subs_lst2, // The second solution lists for quadratic equations
        free_vars; // List of free variables being parameters of the solution
    if (lin_cond.nops()>0) {
        matrix solution;
        try {
            solution=ex_to<matrix>(lst_to_matrix(lin_cond)).solve(matrix(symbols.nops()),1,symbols),
                matrix(rhs.nops()),1,rhs);
        }
```

Uses `main 17b 18b 20a 22a 23g 28f 29c 31a` and `nops 51a`.

If the system is incompatible no cycle data is returned (probably singular matrix or otherwise overdetermined system, it is consistent to return an empty list)

```
90a <figure class 76a>+≡ (53a) <89d 90b>
    } catch (const std::runtime_error & e) {
        return lst{};
    }
    GINAC_ASSERT(solution.cols()≡1);
    GINAC_ASSERT(solution.rows()≡symbols.nops());
```

Uses `nops` 51a.

Now we sort out the result: free variables will be used for non-linear equation, resolved variables—for substitution.

```
90b <figure class 76a>+≡ (53a) <90a 90c>
    for (size_t i=0; i<symbols.nops(); i++)
        if (symbols.op(i)≡solution(i,0))
            free_vars.append(symbols.op(i));
        else
            subs_lst1.append(symbols.op(i)≡solution(i,0));
    }
    //cerr << "Lin system is homogeneous: " << is_homogeneous << endl;
```

Uses `nops` 51a and `op` 51a.

It is easy to solve a linear system, thus we immediate substitute the result.

```
90c <figure class 76a>+≡ (53a) <90b 90d>
    cycle_data C_new, C1_new;
    if (nonlin_cond.nops() ≡ 0) {
        C_new = ex_to<cycle_data>(symbolic.subs(subs_lst1)).normalize();
        //cerr << "C_new: "; C_new.dbgprint();
```

Uses `cycle_data` 24e 27c 43d 44a 55c 55d 56a 57b 57c 57d, `nops` 51a, and `subs` 51a.

We check that the solution is not identical zero, which may happen for homogeneous conditions, for example. For this we prepare the respective norm of the cycle.

```
90d <figure class 76a>+≡ (53a) <90c 90e>
    ex norm=pow(ex_to<cycle_data>(symbolic).get_k(),2)+pow(ex_to<cycle_data>(symbolic).get_m(),2);
    for (int i = 0; i < D; i++)
        norm+=pow(ex_to<cycle_data>(symbolic).get_l(i),2);
    first_solution &= ¬ is_less_than_epsilon(norm.subs(subs_lst1,
        subs_options::algebraic | subs_options::no_pattern));
```

Uses `cycle_data` 24e 27c 43d 44a 55c 55d 56a 57b 57c 57d, `ex` 42e 48e 48e 48e 54a, `is_less_than_epsilon` 54b, and `subs` 51a.

If some non-linear equations present and there are free variables, we sort out free and non-free variables.

```
90e <figure class 76a>+≡ (53a) <90d 90f>
    } else if (free_vars.nops() > 0) {
        lst nonlin_cond_new;
        //cerr << "free_vars: "; free_vars.dbgprint();
        //cerr << "subs_lst1: "; subs_lst1.dbgprint();
```

Uses `nops` 51a.

Only one non-linear (quadratic) equation can be treated by this method, so we pick up the first from the list (hopefully other will be satisfied afterwards).

```
90f <figure class 76a>+≡ (53a) <90e 91a>
    ex quadratic_eq=nonlin_cond.op(0).subs(subs_lst1, subs_options::algebraic
        | subs_options::no_pattern);
    ex quadratic=(quadratic_eq.op(0)-quadratic_eq.op(1)).expand().normal()
        .subs(evaluation_assist,subs_options::algebraic).normal();
    if (float_evaluation)
        quadratic=quadratic.evalf();
    //cerr << "quadratic: "; quadratic.dbgprint();
```

Uses `evalf` 51a, `evaluation_assist` 42d 42e, `ex` 42e 48e 48e 48e 54a, `float_evaluation` 52b, `op` 51a, and `subs` 51a.

We reduce the list of free variables to only present in the quadratic.

```
91a <figure class 76a>+≡ (53a) <90f 91b>
    lst quadratic_list;
    for (size_t i=0; i < free_vars.nops(); ++i)
        if (quadratic.has(free_vars.op(i)))
            quadratic_list.append(free_vars.op(i));
    free_vars=ex_to<lst>(quadratic_list);
    //cerr << "free_vars which are present: "; free_vars.dbgprint();
```

Uses `nops 51a` and `op 51a`.

We check homogeneity of the quadratic equation.

```
91b <figure class 76a>+≡ (53a) <91a 91c>
    if (is_homogeneous) {
        ex Q=quadratic;
        for (size_t i=1; i < free_vars.nops(); ++i)
            Q=Q.subs(free_vars.op(i)≡free_vars.op(0));
        is_homogeneous &&= (Q.degree(free_vars.op(0))≡Q.ldegree(free_vars.op(0)));
    }
    //cerr << "Quadratic part is homogeneous: " << is_homogeneous << endl;
```

Uses `ex 42e 48e 48e 48e 54a`, `nops 51a`, `op 51a`, and `subs 51a`.

The equation may be linear for a particular free variable, we will search if it is.

```
91c <figure class 76a>+≡ (53a) <91b 91d>
    bool is_quadratic=true;
    exmap flat_var_em, var1_em, var2_em;
    ex flat_var, var1, var2;
```

Uses `ex 42e 48e 48e 48e 54a`.

We now search if for some free variable the equation is linear

```
91d <figure class 76a>+≡ (53a) <91c 91e>
    size_t i=0;
    for (; i < free_vars.nops(); ++i) {
        //cerr << "degree: " << quadratic.degree(free_vars.op(i)) << endl;
        if (quadratic.degree(free_vars.op(i)) < 2) {
            is_quadratic=false;
            //cerr << "Equation is linear in "; free_vars.op(i).dbgprint();
            break;
        }
    }
}
```

Uses `nops 51a` and `op 51a`.

If all equations are quadratic in any variable, we use homogeneity to reduce the last free variable.

```
91e <figure class 76a>+≡ (53a) <91d 92a>
    if (is_quadratic) {
        if (is_homogeneous & free_vars.nops() > 1) {
            exmap erase_var;
            erase_var.insert(std::make_pair(free_vars.op(free_vars.nops()-1), numeric(1)));
            subs_lst1=ex_to<lst>(subs_lst1.subs(erase_var,
                subs_options::algebraic | subs_options::no_pattern));
            subs_lst1.append(free_vars.op(free_vars.nops()-1) ≡ numeric(1));
            quadratic=quadratic.subs(free_vars.op(free_vars.nops()-1) ≡ numeric(1));
            free_vars.remove_last();
            //cerr << "Quadratic reduced by homogeneity: "; quadratic.dbgprint();
        }
    }
```

Uses `nops 51a`, `numeric 24a`, `op 51a`, and `subs 51a`.

and then proceed with solving of quadratic equation for each free variable attempting to find root-free presentation.

```
92a <figure class 76a>+≡ (53a) <91e 92b>
    ex A, B, C, D, sqrtD;
    for(i=0; i < free_vars.nops(); ++i) {
        A=quadratic.coeff(free_vars.op(i),2).normal();
        //cerr << "A: "; A.dbgprint();
        B=quadratic.coeff(free_vars.op(i),1);
        C=quadratic.coeff(free_vars.op(i),0);
        D=(pow(B,2)-numeric(4)*A*C).normal();
        sqrtD=sqrt(D);
        //cerr << "D: "; D.dbgprint();
    }
```

Uses ex 42e 48e 48e 48e 54a, nops 51a, numeric 24a, and op 51a.

For the condition of real coefficients, we are checking whether another free variable survived in the discriminant of the quadratic equation.

TODO: this process need to be recursive for all free variables, not just for one as it is now.

```
92b <figure class 76a>+≡ (53a) <92a 92c>
    if (//need_reals &&
        free_vars.nops()>1) {
        int another=0;
        if (i≡0)
            another=1;
    }
```

Uses nops 51a.

If another free variable, denoted  $x$  here, presents in the discriminant  $D = A_1x^2 + B_1x + C_1$ , we try some hyperbolic or trigonometric substitutions.

```
92c <figure class 76a>+≡ (53a) <92b 92d>
    if (not is_less_than_epsilon(D) ^ D.has(free_vars.op(another))) {
        ex A1=D.coeff(free_vars.op(another),2)
        .subs(evaluation_assist,subs_options::algebraic).normal(),
        B1=D.coeff(free_vars.op(another),1)
        .subs(evaluation_assist,subs_options::algebraic).normal(),
        C1=D.coeff(free_vars.op(another),0)
        .subs(evaluation_assist,subs_options::algebraic).normal(),
        D1=(pow(B1,2)-4*A1*C1).normal();
        //cerr << "Atempt to resolve square root for A1=" << A1;
        //cerr << ", B1=" << B1 << ", C1=" << C1 << ", D1=" << D1 << endl;
    }
```

Uses evaluation\_assist 42d 42e, ex 42e 48e 48e 48e 54a, is\_less\_than\_epsilon 54b, op 51a, and subs 51a.

If the expression is linear, we make a substitution  $D = B_1x + C_1 = y^2$ , thus  $x = (y^2 - C_1)/B_1$ .

```
92d <figure class 76a>+≡ (53a) <92c 92e>
    if (is_less_than_epsilon(A1) ^ not is_less_than_epsilon(B1)) {
        ex y=realsymbol(),
        x=(pow(y,2)-C1)÷B1;
        sqrtD=y;
        flat_var_em.insert(std::make_pair(free_vars.op(another), x));
        flat_var=(free_vars.op(another)≡x);
    }
```

Uses ex 42e 48e 48e 48e 54a, is\_less\_than\_epsilon 54b, op 51a, and realsymbol 28g.

If  $A_1$  is positive, then the substitution depends on sign of the second discriminant  $D_1 = B_1^2 - 4A_1C_1$

```
92e <figure class 76a>+≡ (53a) <92d 93a>
    } else if (A1.evalf().info(info_flags::positive)) {
```

Uses evalf 51a and info 51a.

Depending on the sign of  $D_1$  and thus  $C_1 - B_1^2/(4A_1)$  we are using either hyperbolic sine or cosine.

```
93a <figure class 76a>+≡ (53a) <92e 93b>
    if (D1.info(info_flags::negative)) {
        ex y=realsymbol(),
        x=(sinh(y)*sqrt(-D1)-B1)÷2÷A1;
        sqrtD=sqrt(C1-pow(B1,2)÷4÷A1)*cosh(y);
        flat_var_em.insert(std::make_pair(free_vars.op(another), x));
        flat_var=(free_vars.op(another)≡x);
    } else if (D1.info(info_flags::positive)) {
        ex y=realsymbol(),
        x=(cosh(y)*sqrt(D1)-B1)÷2÷A1;
        sqrtD=sqrt(pow(B1,2)÷4÷A1-C1)*sinh(y);
        flat_var_em.insert(std::make_pair(free_vars.op(another), x));
        flat_var=(free_vars.op(another)≡x);
    }
}
```

Uses ex 42e 48e 48e 48e 54a, info 51a, op 51a, and realsymbol 28g.

If  $A_1$  is negative and  $C_1 - B_1^2/(4A_1) > 0$  we use the trigonometric substitution  $(2A_1x + B_1)/\sqrt{4A_1C_1 - B_1^2} = \cos y$ .

```
93b <figure class 76a>+≡ (53a) <93a 93c>
    } else if (A1.evalf()).info(info_flags::negative)) {
        if (D1.info(info_flags::negative)) {
            ex y=realsymbol(),
            x=(sin(y)*sqrt(-D1)-B1)÷2÷A1;
            sqrtD=sqrt(-C1+pow(B1,2)÷4÷A1)*cos(y);
            flat_var_em.insert(std::make_pair(free_vars.op(another), x));
            flat_var=(free_vars.op(another)≡x);
        }
    }
}
```

Uses evalf 51a, ex 42e 48e 48e 48e 54a, info 51a, op 51a, and realsymbol 28g.

If both are negative, we explicitly take out the imaginary part and use the above hyperbolic substitution with sinh.

```
93c <figure class 76a>+≡ (53a) <93b 93d>
    } else if (D1.info(info_flags::positive)) {
        ex y=realsymbol(),
        x=(sinh(y)*I*sqrt(D1)-B1)÷2÷A1;
        sqrtD=I*sqrt(C1-pow(B1,2)÷4÷A1)*cosh(y);
        flat_var_em.insert(std::make_pair(free_vars.op(another), x));
        flat_var=(free_vars.op(another)≡x);
    }
}
```

Uses ex 42e 48e 48e 48e 54a, info 51a, op 51a, and realsymbol 28g.

If a substitution was found we are staying with this solution.

```
93d <figure class 76a>+≡ (53a) <93c 93e>
    //cerr << "real_only sqrt(D): "; sqrtD.dbgprint();
    if (not (sqrtD-sqrt(D)).is_zero())
        break;
    }
}
```

Put index back to the range if needed.

```
93e <figure class 76a>+≡ (53a) <93d 94a>
    if (i ≡ free_vars.nops())
        --i;
```

Uses nops 51a.



Small perturbations of the zero determinant can create the unwanted imaginary entries, thus we treat it as exactly zero. Also negligibly small  $A$  corresponds to an effectively linear equation.

```

94a <figure class 76a>+≡ (53a) <93e 94b>
    if (is_less_than_epsilon(D) ∨ ((¬ is_less_than_epsilon(B)) ∧ is_less_than_epsilon(A÷B))) {
        if (is_less_than_epsilon(D)) {
            //cerr << "zero determinant" << endl;
            var1=(-B÷numeric(2)÷A).subs(flat_var_em,subs_options::algebraic
                | subs_options::no_pattern).normal();
        } else {
            //cerr << "almost linear equation" << endl;
            var1=(-C÷B).subs(flat_var_em,subs_options::algebraic
                | subs_options::no_pattern).normal();
        }
        var1_em.insert(std::make_pair(free_vars.op(i), var1));
        subs_lst1=ex_to<lst>(subs_lst1
            .subs(var1_em,subs_options::algebraic | subs_options::no_pattern));
        subs_lst1=ex_to<lst>(subs_lst1.append(free_vars.op(i) ≡ var1)
            .subs(flat_var_em,subs_options::algebraic | subs_options::no_pattern));
        if (flat_var.nops()>0)
            subs_lst1.append(flat_var);
        //cerr << "subs_lst1a: "; subs_lst1.dbgprint();
    }

```

Uses `is_less_than_epsilon` 54b, `nops` 51a, `numeric` 24a, `op` 51a, and `subs` 51a.

For a non-zero discriminant we generate two solutions of the quadratic equation.

```

94b <figure class 76a>+≡ (53a) <94a 94c>
    } else {
        second_solution=true;
        subs_lst2=subs_lst1;
        var1=(-B+sqrtD)÷numeric(2)÷A).subs(flat_var_em,subs_options::algebraic
            | subs_options::no_pattern).normal();
        var1_em.insert(std::make_pair(free_vars.op(i), var1));
        var2=(-B-sqrtD)÷numeric(2)÷A).subs(flat_var_em,subs_options::algebraic
            | subs_options::no_pattern).normal();
        var2_em.insert(std::make_pair(free_vars.op(i), var2));
        subs_lst1=ex_to<lst>(subs_lst1
            .subs(var1_em,subs_options::algebraic | subs_options::no_pattern));
        subs_lst1=ex_to<lst>(subs_lst1.append(free_vars.op(i) ≡ var1)
            .subs(flat_var_em,subs_options::algebraic | subs_options::no_pattern));
    }

```

Uses `numeric` 24a, `op` 51a, and `subs` 51a.

Then we modify the second substitution list accordingly.

```

94c <figure class 76a>+≡ (53a) <94b 94d>
        subs_lst2=ex_to<lst>(subs_lst2
            .subs(var2_em,subs_options::algebraic | subs_options::no_pattern));
        subs_lst2=ex_to<lst>(subs_lst2.append(free_vars.op(i) ≡ var2)
            .subs(flat_var_em,subs_options::algebraic | subs_options::no_pattern));
    }

```

Uses `op` 51a and `subs` 51a.

We need to add the values of `flat_var` which were assigned the numeric value.

```

94d <figure class 76a>+≡ (53a) <94c 95a>
        if (flat_var.nops()>0) {
            subs_lst1.append(flat_var);
            subs_lst2.append(flat_var);
        }
        //cerr << "subs_lst1b: "; subs_lst1.dbgprint();
        //cerr << "subs_lst2b: "; subs_lst2.dbgprint();
    }
    // end of the quadratic case

```

Uses `nops` 51a.

The non-linear equation is not quadratic in some variable, e.g. is  $mk + 1 = 0$  then we are solving it as linear.

```

95a <figure class 76a>+≡ (53a) <94d 95b>
    } else {
        //cerr << "The equation is not quadratic in a single variable" << endl;
        //cerr << "free_vars: "; free_vars.dbgprint();
        var1=-(quadratic.coeff(free_vars.op(i),0)÷quadratic.coeff(free_vars.op(i),1)).normal();
        var1_em.insert(std::make_pair(free_vars.op(i), var1));
        subs_lst1=ex_to<lst>(subs_lst1
            .subs(var1_em,subs_options::algebraic | subs_options::no_pattern));
        subs_lst1.append(free_vars.op(i) ≡ var1);
        //cerr << "non-quadratic subs_lst1: "; subs_lst1.dbgprint();
    }

```

Uses `op 51a` and `subs 51a`.

Now we check that other non-linear conditions are satisfied by the found solutions.

```

95b <figure class 76a>+≡ (53a) <95a 95c>
    lst::const_iterator it1= nonlin_cond.begin();
    ++it1;
    //cerr << "Subs list: "; subs_lst1.dbgprint();
    lst subs_f1=ex_to<lst>(subs_lst1.evalf()), subs_f2;
    //cerr << "Subs list float: "; subs_f1.dbgprint();
    if(second_solution)
        subs_f2=ex_to<lst>(subs_lst2.evalf());

```

Uses `evalf 51a`.

Since CAS is not as perfect as one may wish, we checked obtained solutions in two ways: through float approximations and exact calculations. If either works then the solution is accepted.

```

95c <figure class 76a>+≡ (53a) <95b 95d>
    for (; it1 ≠ nonlin_cond.end(); ++it1) {
        first_solution &= (is_less_than_epsilon((it1→op(0)-it1→op(1)).subs(subs_f1,
            subs_options::algebraic | subs_options::no_pattern))
            ∨ ((it1→op(0)-it1→op(1)).subs(subs_lst1,
            subs_options::algebraic | subs_options::no_pattern)).normal().is_zero());
    }

```

Uses `is_less_than_epsilon 54b`, `op 51a`, and `subs 51a`.

The same check for the second solution.

```

95d <figure class 76a>+≡ (53a) <95c 95e>
    if(second_solution)
        second_solution &= (is_less_than_epsilon((it1→op(0)-it1→op(1)).subs(subs_f2,
            subs_options::algebraic | subs_options::no_pattern))
            ∨ ((it1→op(0)-it1→op(1)).subs(subs_lst2,
            subs_options::algebraic | subs_options::no_pattern)).normal().is_zero());
    }

```

Uses `is_less_than_epsilon 54b`, `op 51a`, and `subs 51a`.

If a solution is good, then we use it to generate the respective cycle.

```

95e <figure class 76a>+≡ (53a) <95d 96a>
    if (first_solution)
        C_new=symbolic.subs(subs_lst1, subs_options::algebraic
            | subs_options::no_pattern);

        //cerr << "C_new: "; C_new.dbgprint();
    if (second_solution)
        C1_new=symbolic.subs(subs_lst2, subs_options::algebraic
            | subs_options::no_pattern);
        //cerr << "C1_new: "; C1_new.dbgprint();
    }

```

Uses `subs 51a`.

We check if any symbols survived after calculations. . .

```
96a <figure class 76a>+≡ (53a) <95e 96b>
    lst repl;
    if (ex_to<cycle_data>(C_new).has(ex_to<cycle_data>(symbolic).get_k()))
        repl.append(ex_to<cycle_data>(symbolic).get_k()≡realsymbol());
    if (ex_to<cycle_data>(C_new).has(ex_to<cycle_data>(symbolic).get_m()))
        repl.append(ex_to<cycle_data>(symbolic).get_m()≡realsymbol());
    if (ex_to<cycle_data>(C_new).has(ex_to<cycle_data>(symbolic).get_l().op(0).op(0)))
        repl.append(ex_to<cycle_data>(symbolic).get_l().op(0).op(0)≡realsymbol());
    if (ex_to<cycle_data>(C_new).has(ex_to<cycle_data>(symbolic).get_l().op(0).op(1)))
        repl.append(ex_to<cycle_data>(symbolic).get_l().op(0).op(1)≡realsymbol());
```

Uses `cycle_data` 24e 27c 43d 44a 55c 55d 56a 57b 57c 57d, `op` 51a, and `realsymbol` 28g.

. . . and if they are, then we replace them for new one

```
96b <figure class 76a>+≡ (53a) <96a 96c>
    if (repl.nops()>0) {
        if (first_solution)
            C_new=C_new.subs(repl);
        if (second_solution)
            C1_new=C1_new.subs(repl);
    }

    //cerr << endl;
```

Uses `nops` 51a and `subs` 51a.

Finally, every constructed cycle is added to the result.

```
96c <figure class 76a>+≡ (53a) <96b 96d>
    lst res;
    if (first_solution)
        res.append(float_evaluation?C_new.num_normalize().evalf():C_new.num_normalize());
    if (second_solution)
        res.append(float_evaluation?C1_new.num_normalize().evalf():C1_new.num_normalize());

    return res;
}
```

Uses `evalf` 51a and `float_evaluation` 52b.

This method runs recursively because we do not know in advance the number of conditions glued by and/or. Also, some relations (e.g. `moebius_trans` or `subfigure`) directly define the cycles, and for others we need to solve some equations.

```
96d <figure class 76a>+≡ (53a) <96c 96e>
    ex figure::update_cycle_node(const ex & key, const lst & eq_cond, const lst & neq_cond, lst res, size_t level)
    {
        //cerr << endl << "level: " << level << "; cycle: "; nodes[key].dbgprint();
        if (level ≡ 0) { // set the inial symbolic cycle for calculations
            <update node zero level 98b>
        }
    }
```

Defines:

`update_cycle_node`, used in chunks 82c, 84d, 85c, 87a, 98a, 99a, and 101b.

Uses `ex` 42e 48e 48e 48e 54a, `figure` 17d 24b 33a 33c 39d 50a 51d 76a 81a 83b 83c 86b 87c 99c 100b 100d 101a 102a 104b 105b 107a 108a 108b 108c 111a 111c 112b, `key` 34a, and `nodes` 52a.

If we get here, then some equations need to be solved. We advance through the parents list to match the `level`.

```
96e <figure class 76a>+≡ (53a) <96d 97a>
    lst par = nodes[key].get_parents();
    lst::const_iterator it = par.begin();
    std::advance(it, level);

    lst new_cond=ex_to<lst>(ex_to<cycle_relation>(*it).rel_to_parent(nodes[key].get_cycles().op(0),
        point_metric, cycle_metric, nodes));
```

Uses `cycle_metric` 51f, `cycle_relation` 41g 46e 47c 61d 62 63a 63b 65a 65b, `key` 34a, `nodes` 52a, `op` 51a, and `point_metric` 51f.

We need to go through the cycle at least once at every *level* and separate equations, which are used to calculate solutions, from inequalities, which will be only checked on the obtained solution.

```
97a <figure class 76a>+≡ (53a) <96e 97b>
    for (const auto& it1 : new_cond) {
        lst store_cond=new_cond;
        lst use_cond=eq_cond;
        lst step_cond=ex_to<lst>(it1);
```

Iteration over the list of conditions

```
97b <figure class 76a>+≡ (53a) <97a 97c>
    for (const auto& it2 : step_cond)
        if ((is_a<relational>(it2) ^ ex_to<relational>(it2).info(info_flags::relation_equal)))
            use_cond.append(it2); // append the equation
        else if (is_a<cycle>(it2))
            res.append(it2); // append a solution
        else {
            store_cond.append(*it); // store the pointer to parents producing inequality
        }
    //cerr << "use_cond: "; use_cond.dbgprint();
    //cerr << "store_cond: "; store_cond.dbgprint();
```

Uses info 51a.

When all conditions are unwrapped and there are equations to solve, we call a solver. Solutions from *res* are copied there as well, then *res* is cleared.

```
97c <figure class 76a>+≡ (53a) <97b 97d>
    if(level ≡ par.nops()-1) { //if the last one in the parents list
        lst cnew;
        if (use_cond.nops()>0)
            cnew=ex_to<lst>(evaluate_cycle(nodes[key].get_cycle_data(0), use_cond));
        for (const auto& sol : res)
            cnew.append(sol);
        res=lst{};
```

Uses evaluate\_cycle 88b, key 34a, nodes 52a, and nops 51a.

Now we check which of the obtained solutions satisfy to the restrictions in *store\_cond*

```
97d <figure class 76a>+≡ (53a) <97c 98a>
    //cerr<< "Store cond: "; store_cond.dbgprint();
    //cerr<< "Use cond: "; use_cond.dbgprint();
    for (const auto& inew: cnew) {
        bool to_add=true;
        for (const auto& icon: store_cond) {
            lst suits=ex_to<lst>(ex_to<cycle_relation>(icon).rel_to_parent(ex_to<cycle_data>(inew),
                point_metric, cycle_metric, nodes));

            //cerr<< "Suit: "; suits.dbgprint();
            for (const auto& is : suits)
                for (const auto& ic : is) {
```

Uses cycle\_data 24e 27c 43d 44a 55c 55d 56a 57b 57c 57d, cycle\_metric 51f, cycle\_relation 41g 46e 47c 61d 62 63a 63b 65a 65b, nodes 52a, and point\_metric 51f.

Two possibilities to check: either a **false** relational or a number close to zero.

```

98a <figure class 76a>+≡ (53a) <97d 99a>
    if (is_a<relational>(ic)) {
        if (¬(bool)ex_to<relational>(ic))
            to_add=false;
        } else if (is_less_than_epsilon(ic))
            to_add=false;
    }
    if (¬ to_add)
        break;
    }
    if (to_add)
        res.append(inew);
    }
    //cerr<< "Result: "; res.dbgprint();
    } else
        res=ex_to<lst>(update_cycle_node(key, use_cond, store_cond, res, level+1));
    }
    if (level ≡0)
        return unique_cycle(res);
    else
        return res;
    }

```

Uses `is_less_than_epsilon` 54b, `key` 34a, `unique_cycle` 42b 121b, and `update_cycle_node` 50b 96d.

If the cycle is defined by by a **subfigure** all calculations are done within it.

```

98b <update node zero level 98b>≡ (96d) 98c>
    if ( nodes[key].get_parents().nops() ≡ 1 ∧ is_a<subfigure>(nodes[key].get_parents().op(0)) ) {
        figure F=ex_to<figure>(ex_to<basic>(ex_to<subfigure>(nodes[key].get_parents().op(0)).get_subf())
            .clearflag(status_flags::expanded));
        F=float_evaluation? F.set_float_eval(): F.set_exact_eval();
    }

```

Uses `figure` 17d 24b 33a 33c 39d 50a 51d 76a 81a 83b 83c 86b 87c 99c 100b 100d 101a 102a 104b 105b 107a 108a 108b 108c 111a 111c 112b, `float_evaluation` 52b, `key` 34a, `nodes` 52a, `nops` 51a, `op` 51a, `set_exact_eval` 38d, `set_float_eval` 38d, and `subfigure` 41h 49b 49d 67a 67b 67c 67d 67e.

We replace parameters of the **subfigure** by current parents and evaluate the result.

```

98c <update node zero level 98b>+≡ (96d) <98b 98d>
    lst parkeys=ex_to<lst>(ex_to<subfigure>(nodes[key].get_parents().op(0)).get_parlist());
    unsigned int var=0;
    char name[12];
    for (const auto& it : parkeys) {
        sprintf(name, "variable%03d", var);
        F.set_cycle(F.get_cycle_label(name), nodes[it].get_cycles());
        ++var;
    }
    F.set_metric(point_metric,cycle_metric); // this calls automatic figure re-calculation
    return F.get_cycle(F.get_cycle_label("result"));

```

Uses `cycle_metric` 51f, `figure` 17d 24b 33a 33c 39d 50a 51d 76a 81a 83b 83c 86b 87c 99c 100b 100d 101a 102a 104b 105b 107a 108a 108b 108c 111a 111c 112b, `get_cycle` 36g 36h 100c, `get_cycle_label` 35a 101d, `key` 34a, `name` 34a, `nodes` 52a, `op` 51a, `point_metric` 51f, `set_cycle` 50b 83b, `set_metric` 33b 99c, and `subfigure` 41h 49b 49d 67a 67b 67c 67d 67e.

For a list of relations we simply set up a symbolic cycle and proceed with calculations in recursion.

```

98d <update node zero level 98b>+≡ (96d) <98c
    } else
        nodes[key].set_cycles(cycle_data(k, indexed(matrix(1, ex_to<numeric>(get_dim()).to_int(), l), varidx(key, ex_to<num

```

Uses `cycle_data` 24e 27c 43d 44a 55c 55d 56a 57b 57c 57d, `get_dim()` 36f, `k` 52c, `key` 34a, `l` 52c, `m` 52c, `nodes` 52a, and `numeric` 24a.

The figure is updated.

```
99a <figure class 76a>+≡ (53a) <98a 99b>
    figure figure::update_cycles()
    {
        if (info(status_flags::expanded))
            return *this;
        lst all_child;
        for (auto& x: nodes)
            if (ex_to<cycle_node>(x.second).get_generation() ≡ 0) {
                if (ex_to<cycle_node>(x.second).get_parents().nops() > 0)
                    nodes[x.first].set_cycles(ex_to<lst>(update_cycle_node(x.first)));
            }
    }
```

Defines:

`update_cycles`, used in chunks 99d and 110b.

Uses `cycle_node` 44c 46c 70c 71a 71b 71c 72a 72b 73b 73c 74a 75a 75d, `figure` 17d 24b 33a 33c 39d 50a 51d 76a 81a 83b 83c 86b 87c 99c 100b 100d 101a 102a 104b 105b 107a 108a 108b 108c 111a 111c 112b, `get_generation` 37a, `info` 51a, `nodes` 52a, `nops` 51a, and `update_cycle_node` 50b 96d.

We collect all children of the zero-generation cycles for subsequent update.

```
99b <figure class 76a>+≡ (53a) <99a 99c>
    lst ch=ex_to<cycle_node>(x.second).get_children();
    for (const auto& it1 : ch)
        all_child.append(it1);
    }
    all_child.sort();
    all_child.unique();
    update_node_lst(all_child);
    return *this;
}
```

Uses `cycle_node` 44c 46c 70c 71a 71b 71c 72a 72b 73b 73c 74a 75a 75d and `update_node_lst` 51c 101a.

F.5.5. *Additional methods.* Set the new metric for the figure, repeating the previous code from the constructor.

```
99c <figure class 76a>+≡ (53a) <99b 99d>
    void figure::set_metric(const ex & Mp, const ex & Mc)
    {
        ex D=get_dim();
        <set point metric in figure 77a>
        <set cycle metric in figure 78b>
        <check dimensionalities point and cycle metrics 79d>
    }
```

Defines:

`figure`, used in chunks 17, 18, 20a, 22–24, 28f, 29c, 31a, 38, 46, 47c, 49, 51a, 53, 67, 76–85, 87, 88, 96d, 98–101, 107e, 109, 110, 112, 114, and 120b.

`set_metric`, used in chunks 27 and 98c.

Uses `ex` 42e 48e 48e 48e 54a and `get_dim()` 36f.

We check that the dimensionality of the new metric matches the old one.

```
99d <figure class 76a>+≡ (53a) <99c 100a>
    if ( $\neg$  (D-get_dim()).is_zero())
        throw(std::invalid_argument("New metric has a different dimensionality!"));
    update_cycles();
}
```

Uses `get_dim()` 36f and `update_cycles` 51d 99a.

The method collects all key for nodes with generations in the range  $[intgen, maxgen]$  inclusively.

```
100a <figure class 76a>+≡ (53a) <99d 100b>
    ex figure::get_all_keys(const int mingen, const int maxgen) const {
        lst keys;
        int mg=get_max_generation();
        if (maxgen ≠ GHOST_GEN ∧ maxgen < mg)
            mg = maxgen;
        for (int i=mingen; i ≤ mg; ++i)
            for (const auto& x: nodes) {
                if (x.second.get_generation() ≡ i)
                    keys.append(x.first);
            }
        return keys;
    }
```

Defines:

`get_all_keys`, used in chunks 21c, 107b, and 108b.

Uses `ex` 42e 48e 48e 48e 54a, `figure` 17d 24b 33a 33c 39d 50a 51d 76a 81a 83b 83c 86b 87c 99c 100b 100d 101a 102a 104b 105b 107a 108a 108b 108c 111a 111c 112b, `get_generation` 37a, `get_max_generation` 50h 100b, `GHOST_GEN` 43c 43c, and `nodes` 52a.

Scanning for the biggest number generation.

```
100b <figure class 76a>+≡ (53a) <100a 100c>
    int figure::get_max_generation() const {
        int max_gen = REAL_LINE_GEN;
        for (const auto& x: nodes)
            if (x.second.get_generation() > max_gen)
                max_gen = x.second.get_generation();
        return max_gen;
    }
```

Defines:

`figure`, used in chunks 17, 18, 20a, 22–24, 28f, 29c, 31a, 38, 46, 47c, 49, 51a, 53, 67, 76–85, 87, 88, 96d, 98–101, 107e, 109, 110, 112, 114, and 120b.

`get_max_generation`, used in chunk 100a.

Uses `get_generation` 37a, `nodes` 52a, and `REAL_LINE_GEN` 43c 43c.

Return the list of cycles stored in the node with `key`.

```
100c <figure class 76a>+≡ (53a) <100b 100d>
    ex figure::get_cycle(const ex & key, const ex & metric) const
    {
        exhashmap<cycle_node>::const_iterator cnode=nodes.find(key);
        if (cnode ≡ nodes.end()) {
            if (FIGURE_DEBUG)
                cerr << "There is no key " << key << " in the figure." << endl;
            return lst{};
        } else
            return cnode→second.get_cycle(metric);
    }
```

Defines:

`get_cycle`, used in chunks 20e, 23c, 30b, 32b, 44a, 45d, 58b, 64c, 70d, 98c, 102d, 107b, 113a, and 114b.

Uses `cycle_node` 44c 46c 70c 71a 71b 71c 72a 72b 73b 73c 74a 75a 75d, `ex` 42e 48e 48e 48e 54a, `figure` 17d 24b 33a 33c 39d 50a 51d 76a 81a 83b 83c 86b 87c 99c 100b 100d 101a 102a 104b 105b 107a 108a 108b 108c 111a 111c 112b, `FIGURE_DEBUG` 53c, `key` 34a, and `nodes` 52a.

Full reset of figure to the initial empty state.

```
100d <figure class 76a>+≡ (53a) <100c 101a>
    void figure::reset_figure()
    {
        nodes.clear();
        <set the infinity 76c>
        <set the real line 76d>
    }
```

Defines:

`figure`, used in chunks 17, 18, 20a, 22–24, 28f, 29c, 31a, 38, 46, 47c, 49, 51a, 53, 67, 76–85, 87, 88, 96d, 98–101, 107e, 109, 110, 112, 114, and 120b.

`reset_figure`, never used.

Uses `nodes` 52a.

Update nodes in the list and all their (grand)children subsequently.

```
101a <figure class 76a>+≡ (53a) <100d 101b>
void figure::update_node_lst(const ex & inlist)
{
    if (info(status_flags::expanded))
        return;

    lst intake=ex.to<lst>(inlist);
    while (intake.nops() ≠0) {
        int mingen=nodes[*intake.begin()].get_generation();
        for (const auto& it : intake)
            mingen=min(mingen, nodes[it].get_generation());
        lst current, future;
        for (const auto& it : intake)
            if (nodes[it].get_generation() ≡ mingen)
                current.append(it);
            else
                future.append(it);
    }
}
```

Defines:

`figure`, used in chunks 17, 18, 20a, 22–24, 28f, 29c, 31a, 38, 46, 47c, 49, 51a, 53, 67, 76–85, 87, 88, 96d, 98–101, 107e, 109, 110, 112, 114, and 120b.

`update_node_lst`, used in chunks 84a, 87, and 99b.

Uses `ex` 42e 48e 48e 48e 54a, `get_generation` 37a, `info` 51a, `nodes` 52a, and `nops` 51a.

All nodes at the current list are updated.

```
101b <figure class 76a>+≡ (53a) <101a 101c>
for (const auto& it : current) {
    nodes[it].set_cycles(ex.to<lst>(update_cycle_node(it)));
    lst nchild=nodes[it].get_children();
    for (const auto& it1 : nchild)
        future.append(it1);
}
}
```

Uses `nodes` 52a and `update_cycle_node` 50b 96d.

Future list becomes new intake.

```
101c <figure class 76a>+≡ (53a) <101b 101d>
    intake=future;
    intake.sort();
    intake.unique();
}
}
```

Find a symbolic key for a cycle labelled by a *name*.

```
101d <figure class 76a>+≡ (53a) <101c 102a>
ex figure::get_cycle_label(string name) const
{
    for (const auto& x: nodes)
        if (ex.to<symbol>(x.first).get_name() ≡ name)
            return x.first;

    return 0;
}
```

Defines:

`get_cycle_label`, used in chunk 98c.

Uses `ex` 42e 48e 48e 48e 54a, `figure` 17d 24b 33a 33c 39d 50a 51d 76a 81a 83b 83c 86b 87c 99c 100b 100d 101a 102a 104b 105b 107a 108a 108b 108c 111a 111c 112b, `name` 34a, and `nodes` 52a.



F.5.6. *Drawing methods.* Drawing the figure is possible only in two dimensions, thus we check this at the start.

```
102a <figure class 76a>+≡ (53a) <101d 102c>
    void figure::asy_draw(ostream & ost, ostream & err, const string picture,
        const ex & xmin, const ex & xmax, const ex & ymin, const ex & ymax,
        asy_style style, label_string lstring, bool with_realline,
        bool with_header, int points_per_arc, const string imaginary_options,
        bool with_labels) const
    {
        <check that dimensionality is 2 102b>
```

Defines:

`asy_draw`, used in chunks 27a and 103–105.

`figure`, used in chunks 17, 18, 20a, 22–24, 28f, 29c, 31a, 38, 46, 47c, 49, 51a, 53, 67, 76–85, 87, 88, 96d, 98–101, 107e, 109, 110, 112, 114, and 120b.

Uses `asy_style` 52d, `ex` 42e 48e 48e 48e 54a, and `label_string` 52e.

```
102b <check that dimensionality is 2 102b>≡ (102a 104b 105b)
    if (¬ (get_dim()-2).is_zero())
        throw logic_error("Drawing is possible for two-dimensional figures only!");
```

Uses `get_dim()` 36f.

We will need to place different types of cycle into the different places of the `Asymptote` file.

```
102c <figure class 76a>+≡ (53a) <102a 102d>
    stringstream preamble_stream, main_stream, labels_stream;
    string dots;
    std::regex re("dot\\(");
```

Some bits will depend on the metric in the point space.

```
102d <figure class 76a>+≡ (53a) <102c 102e>
    int point_metric_signature=ex_to<numeric>(ex_to<clifford>(point_metric).get_metric(idx(0,2),idx(0,2))
        *ex_to<clifford>(point_metric).get_metric(idx(1,2),idx(1,2))).eval().to_int();

    for (const auto& x: nodes) {
        lst cycles=ex_to<lst>(x.second.get_cycle(point_metric));
        for (const auto& it1: cycles)
            try {
                if ( (x.second.get_generation() > REAL_LINE_GEN) ∨
                    ((x.second.get_generation() ≡ REAL_LINE_GEN) ∧ with_realline) ) {
                    stringstream sstr;
                    if (with_header)
                        sstr << "// label: " << (x.first) << endl;
```

Uses `get_cycle` 36g 36h 100c, `get_generation` 37a, `nodes` 52a, `numeric` 24a, `point_metric` 51f, and `REAL_LINE_GEN` 43c 43c.

Produce the colour and style for the cycle.

```
102e <figure class 76a>+≡ (53a) <102d 103a>
    lst colours;
    string asy_opt;
    if (x.second.custom_asy=="") {
        asy_opt=style(x.first, (it1), colours);
    } else
        asy_opt=x.second.custom_asy;
```

Zero-radius cycles are treated specially, its centre become known to Asymptote as a *pair*.

```
103a <figure class 76a>+≡ (53a) <102e 103b>
    if (is_less_than_epsilon(ex_to<cycle>(it1).det())) {
        double x1=ex_to<numeric>(ex_to<cycle>(it1).center(cycle_metric).op(0)
            .evalf()).to_double(),
            y1=ex_to<numeric>(ex_to<cycle>(it1).center(cycle_metric).op(1)
            .evalf()).to_double();
        string var_name=regex_replace(ex_to<symbol>(x.first).get_name(), regex("[[:space:]]+"), "-");
        preamble_stream << "// label: " << (x.first) << endl
            << "pair " << var_name << "=" <<
            << x1 << ", " << y1 << ");" << endl;
```

Uses `cycle_metric` 51f, `evalf` 51a, `is_less_than_epsilon` 54b, `numeric` 24a, and `op` 51a.

In the elliptic case we place the dot explicitly...

```
103b <figure class 76a>+≡ (53a) <103a 103c>
    if (point_metric_signature > 0
        & xmin ≤ x1 & x1 ≤ xmax & ymin ≤ y1 & y1 ≤ ymax) {
        sstr << "dot(" << var_name << ", rgb("
            << ex_to<numeric>(colours.op(0)).to_double() << ", "
            << ex_to<numeric>(colours.op(1)).to_double() << ", "
            << ex_to<numeric>(colours.op(2)).to_double()
            << ") " << ");" << endl;
```

Uses `numeric` 24a, `op` 51a, and `rgb` 21b 25a.

..., otherwise output is handled by the `cycle2D::draw_asy` method

```
103c <figure class 76a>+≡ (53a) <103b 103d>
    } else {
        ex_to<cycle2D>(it1).asy_draw(sstr, picture, xmin, xmax,
            ymin, ymax, colours, asy_opt, with_header, points_per_arc, imaginary_options);
```

Uses `asy_draw` 37e 37e 102a.

Since in parabolic spaces zero-radius cycles are detached from the their centres, which they denote we wish to have a hint on centres positions.

```
103d <figure class 76a>+≡ (53a) <103c 103e>
    if (FIGURE_DEBUG & point_metric_signature≡0
        & xmin ≤ x1 & x1 ≤ xmax & ymin ≤ y1 & y1 ≤ ymax)
        sstr << "dot(" << var_name << ", black+3pt);" << endl;
    }
```

Uses `FIGURE_DEBUG` 53c.

Drawing a generic cycle through `cycle2D::draw_asy` method

```
103e <figure class 76a>+≡ (53a) <103d 103f>
    } else
        ex_to<cycle2D>(it1).asy_draw(sstr, picture, xmin, xmax,
            ymin, ymax, colours, asy_opt, with_header, points_per_arc, imaginary_options);
```

Uses `asy_draw` 37e 37e 102a.

Dots and label will be drawn last to avoid over-painting.

```
103f <figure class 76a>+≡ (53a) <103e 104a>
    if (std::regex_search(sstr.str(), re))
        dots+=sstr.str();
    else
        main_stream << sstr.str();
```

Find the label position

```
104a <figure class 76a>+≡ (53a) <103f 104b>
    if (with_labels)
        labels_stream << lstring(x.first, (it1),sstr.str());
    }
} catch (exception &p) {
    if (FIGURE_DEBUG)
        err << "Failed to draw " << x.first << ": " << x.second;
    }
}
//cerr << "Dots: " << dots;
ost << preamble_stream.str()
    << main_stream.str()
    << dots
    << labels_stream.str();
}
```

Uses `FIGURE_DEBUG` 53c.

```
104b <figure class 76a>+≡ (53a) <104a 104c>
    void figure::asy_write(int size, const ex & xmin, const ex & xmax, const ex & ymin, const ex & ymax,
        string name, string format,
        asy_style style, label_string lstring, bool with_realline,
        bool with_header, int points_per_arc, const string imaginary_options,
        bool rm_asy_file, bool with_labels) const
    {
        <check that dimensionality is 2 102b>
    }
```

Defines:

`asy_write`, used in chunks 27 and 30d.

`figure`, used in chunks 17, 18, 20a, 22–24, 28f, 29c, 31a, 38, 46, 47c, 49, 51a, 53, 67, 76–85, 87, 88, 96d, 98–101, 107e, 109, 110, 112, 114, and 120b.

Uses `asy_style` 52d, `ex` 42e 48e 48e 48e 54a, `label_string` 52e, and `name` 34a.

Open the file.

```
104c <figure class 76a>+≡ (53a) <104b 105a>
    string filename=name+".asy";
    ofstream out(filename);
    out << "size(" << size << ");" << endl;
    asy_draw(out, cerr, "", xmin, xmax, ymin, ymax,
        style, lstring, with_realline, with_header, points_per_arc, imaginary_options, with_labels);
    if (name == "")
        out << "shipout();" << endl;
    else
        out << "shipout(\"" << name << "\");" << endl;
    out.flush();
    out.close();
}
```

Uses `asy_draw` 37e 37e 102a and `name` 34a.

Preparation of `Asymptote` call.

```
105a <figure class 76a>+≡ (53a) <104c 105b>
    char command[256];
    strcpy(command, show_asy_graphics? "asy -V" : "asy");
    if (format ≠ "") {
        strcat(command, " -f ");
        strcat(command, format.c_str());
    }
    strcat(command, " ");
    strcat(command, name.c_str());
    char * pcommand=command;
    system(pcommand);
    if (rm_asy_file)
        remove(filename.c_str());
}
```

Uses `name 34a` and `show_asy_graphics 53d`.

This method animates figures with parameters.

```
105b <figure class 76a>+≡ (53a) <105a 105c>
    void figure::asy_animate(const ex &val,
        int size, const ex & xmin, const ex & xmax, const ex & ymin, const ex & ymax,
        string name, string format, asy_style style, label_string lstring, bool with_realline,
        bool with_header, int points_per_arc, const string imaginary_options,
        const string values_position, bool rm_asy_file, bool with_labels) const
    {
        <check that dimensionality is 2 102b>
        string filename=name+".asy";
        ofstream out(filename);
```

Defines:

`asy_animate`, used in chunk `28b`.

`figure`, used in chunks `17`, `18`, `20a`, `22–24`, `28f`, `29c`, `31a`, `38`, `46`, `47c`, `49`, `51a`, `53`, `67`, `76–85`, `87`, `88`, `96d`, `98–101`, `107e`, `109`, `110`, `112`, `114`, and `120b`.

Uses `asy_style 52d`, `ex 42e 48e 48e 48e 54a`, `label_string 52e`, and `name 34a`.

Header of the file depends from format.

```
105c <figure class 76a>+≡ (53a) <105b 105d>
    if (format ≡ "pdf")
        out << "settings.tex=\pdfflatex\"; << endl
            << "settings.embed=true;\" << endl
            << "import animate;\" << endl
            << "size(" << size << ");\" << endl
            << "animation a=animation(\" << name << "\");\" << endl;
    else
        out << "import animate;\" << endl
            << "size(" << size << ");\" << endl
            << "animation a;\" << endl;
```

Uses `name 34a`.

For every element of `val` we perform the substitution and draw the corresponding picture.

```
105d <figure class 76a>+≡ (53a) <105c 106a>
    for (const auto& it : ex_to<lst>(val)) {
        out << "save();\" << endl;
        unfreeze().subs(it).asy_draw(out, cerr, "", xmin, xmax, ymin, ymax,
            style, lstring, with_realline, with_header, points_per_arc, imaginary_options, with_labels);
```

Uses `asy_draw 37e 37e 102a`, `save 39c 39c`, `subs 51a`, and `unfreeze 18c 38c`.

We prepare the value string for output.

```
106a <figure class 76a>+≡ (53a) <105d 106b>
    std::regex deg ("==");
    stringstream sstr;
    sstr << (ex)it;
    string val_str=std::regex_replace(sstr.str(),deg,"=");
```

Uses ex 42e 48e 48e 48e 54a.

We put the value of parameters to the figure in accordance with *values\_position*.

```
106b <figure class 76a>+≡ (53a) <106a 106c>
    if (values_position≡"bl")
        out << "label(\\"\\texttt{" << val_str << "}\\", (" << xmin << ", " << ymin << "), SE);";
    else if (values_position≡"br")
        out << "label(\\"\\texttt{" << val_str << "}\\", (" << xmax << ", " << ymin << "), SW);";
    else if (values_position≡"tl")
        out << "label(\\"\\texttt{" << val_str << "}\\", (" << xmin << ", " << ymax << "), NE);";
    else if (values_position≡"tr")
        out << "label(\\"\\texttt{" << val_str << "}\\", (" << xmax << ", " << ymax << "), NW);";

    out << "a.add();" << endl
        << "restore();" << endl;
}
```

For output in PDF, GIF, MNG or MP4 format we supply default commands. User may do a custom command using *format* parameter.

```
106c <figure class 76a>+≡ (53a) <106b 106d>
    if (format ≡ "pdf")
        out << "label(a.pdf(\"controls\",delay=250,keep=!settings.inlinetex));" << endl;
    else if ((format ≡ "gif") ∨ (format ≡ "mp4") ∨ (format ≡ "mng"))
        out << "a.movie(loops=10,delay=250);" << endl;
    else
        out << format << endl;
    out.flush();
    out.close();
```

Finally we run *Asymptote* to produce an animation.

```
106d <figure class 76a>+≡ (53a) <106c 107a>
    char command[256];
    strcpy(command, show_asy_graphics? "asy -V " : "asy ");
    if ((format ≡ "gif") ∨ (format ≡ "mp4") ∨ (format ≡ "mng")) {
        strcat(command, " -f ");
        strcat(command, format.c_str());
        strcat(command, " ");
    }
    strcat(command, name.c_str());
    char * pcommand=command;
    system(pcommand);
    if (rm_asy_file)
        remove(filename.c_str());
}
```

Uses name 34a and show\_asy\_graphics 53d.

All cycles in generations starting from *first\_gen* (default value is 0) are dumped to a text file *name.txt*. Firstly, we check that the figure is three dimensional and then open the file.

```
107a <figure class 76a>+≡ (53a) <106d 107b>
    void figure::arrangement_write(string name, int first_gen) const
    {
        if (! (get_dim()-3).is_zero())
            throw(std::invalid_argument("figure::arrangement_write(): the figure is not in 3D!"));

        string filename=name+".txt";
        ofstream out(filename);
```

Defines:

`arrangement_write`, never used.

`figure`, used in chunks 17, 18, 20a, 22–24, 28f, 29c, 31a, 38, 46, 47c, 49, 51a, 53, 67, 76–85, 87, 88, 96d, 98–101, 107e, 109, 110, 112, 114, and 120b.

Uses `get_dim()` 36f and `name` 34a.

We produce the iterator over all keys. This is a GiNaC `lst` thus we need iterations through its components.

```
107b <figure class 76a>+≡ (53a) <107a 107c>
    lst keys=ex_to<lst>(get_all_keys(first_gen));
    for (const auto& itk : keys) {
        ex gen=get_generation(itk);
        lst L=ex_to<lst>(get_cycle(itk));
```

Uses `ex` 42e 48e 48e 48e 54a, `get_all_keys` 20d 35b 100a, `get_cycle` 36g 36h 100c, and `get_generation` 37a.

This is again a GiNaC `lst`, thus we need iterations through its components again.

```
107c <figure class 76a>+≡ (53a) <107b 107d>
    for (const auto& it : L) {
        cycle C=ex_to<cycle>(it);
        ex center = C.center();
```

Uses `ex` 42e 48e 48e 48e 54a.

A line of text represents a cycle by three coordinates of its centre, radius, generation and label.

```
107d <figure class 76a>+≡ (53a) <107c 107e>
    out << center.op(0).evalf() << " " << center.op(1).evalf() << " " << center.op(2).evalf()
        << " " << sqrt(C.radius_sq()).evalf()
        << " " << gen
        << " " << itk
        << endl;
    }
}
out.flush();
out.close();
}
```

Uses `evalf` 51a and `op` 51a.

F.5.7. *Service utilities*. Here is the minimal set of service procedures which is required by GiNaC for derived classes.

```
107e <figure class 76a>+≡ (53a) <107d 108a>
    return_type_t figure::return_type_tinfo() const
    {
        return make_return_type_t<figure>();
    }
```

Uses `figure` 17d 24b 33a 33c 39d 50a 51d 76a 81a 83b 83c 86b 87c 99c 100b 100d 101a 102a 104b 105b 107a 108a 108b 108c 111a 111c 112b.

```

108a <figure class 76a>+≡ (53a) <107e 108b>
int figure::compare_same_type(const basic &other) const
{
    GINAC_ASSERT(is_a<figure>(other));
    return inherited::compare_same_type(other);
}

```

Defines:

**figure**, used in chunks 17, 18, 20a, 22–24, 28f, 29c, 31a, 38, 46, 47c, 49, 51a, 53, 67, 76–85, 87, 88, 96d, 98–101, 107e, 109, 110, 112, 114, and 120b.

To print the figure means to print all its nodes.

```

108b <figure class 76a>+≡ (53a) <108a 108c>
void figure::do_print(const print_dflt & con, unsigned level) const {
    lst keys=ex_to<lst>(get_all_keys(Figure_DEBUG? GHOST_GEN:INFINITY_GEN));

    for (const auto& k: keys)
        con.s << k << ": " << get_cycle_node(k);
    con.s << "Altogether " << keys.nops() << " cycle nodes." << endl;
}

```

Defines:

**figure**, used in chunks 17, 18, 20a, 22–24, 28f, 29c, 31a, 38, 46, 47c, 49, 51a, 53, 67, 76–85, 87, 88, 96d, 98–101, 107e, 109, 110, 112, 114, and 120b.

Uses **Figure\_DEBUG** 53c, **get\_all\_keys** 20d 35b 100a, **get\_cycle\_node** 50e, **GHOST\_GEN** 43c 43c, **INFINITY\_GEN** 43c 43c, **k** 52c, and **nops** 51a.

This is a variation of printing in the float form.

```

108c <figure class 76a>+≡ (53a) <108b 109a>
void figure::do_print_double(const print_dflt & con, unsigned level) const {
    for (const auto& x: nodes) {
        if (x.second.get_generation() > GHOST_GEN ∨ Figure_DEBUG) {
            con.s << x.first << ": ";
            ex_to<cycle_node>(x.second).do_print_double(con, level);
        }
    }
}

```

Defines:

**figure**, used in chunks 17, 18, 20a, 22–24, 28f, 29c, 31a, 38, 46, 47c, 49, 51a, 53, 67, 76–85, 87, 88, 96d, 98–101, 107e, 109, 110, 112, 114, and 120b.

Uses **cycle\_node** 44c 46c 70c 71a 71b 71c 72a 72b 73b 73c 74a 75a 75d, **do\_print\_double** 50e, **Figure\_DEBUG** 53c, **get\_generation** 37a, **GHOST\_GEN** 43c 43c, and **nodes** 52a.

109a `<figure class 76a>+≡` `(53a) <108c 109b>`

```

ex figure::op(size_t i) const
{
  GINAC_ASSERT(i<nops());
  switch(i) {
  case 0:
    return real_line;
  case 1:
    return infinity;
  case 2:
    return point_metric;
  case 3:
    return cycle_metric;
  default:
    exhashmap<cycle_node>::const_iterator it=nodes.begin();
    for (size_t n=4; n<i; ++n)
      ++it;
    return it→second;
  }
}

```

Uses *cycle\_metric* 51f, *cycle\_node* 44c 46c 70c 71a 71b 71c 72a 72b 73b 73c 74a 75a 75d, **ex** 42e 48e 48e 48e 54a, **figure** 17d 24b 33a 33c 39d 50a 51d 76a 81a 83b 83c 86b 87c 99c 100b 100d 101a 102a 104b 105b 107a 108a 108b 108c 111a 111c 112b, *infinity* 51e, *nodes* 52a, *nops* 51a, *op* 51a, *point\_metric* 51f, and *real\_line* 51e.

109b `<figure class 76a>+≡` `(53a) <109a 110a>`

```

÷*ex & figure::let_op(size_t i)
{
  ensure_if_modifiable();
  GINAC_ASSERT(i<nops());
  switch(i) {
  case 0:
    return real_line;
  case 1:
    return infinity;
  case 2:
    return point_metric;
  case 3:
    return cycle_metric;
  default:
    exhashmap<cycle_node>::iterator it=nodes.begin();
    for (size_t n=4; n<i; ++n)
      ++it;
    return nodes[it→first];
  }
}*÷

```

Uses *cycle\_metric* 51f, *cycle\_node* 44c 46c 70c 71a 71b 71c 72a 72b 73b 73c 74a 75a 75d, **ex** 42e 48e 48e 48e 54a, **figure** 17d 24b 33a 33c 39d 50a 51d 76a 81a 83b 83c 86b 87c 99c 100b 100d 101a 102a 104b 105b 107a 108a 108b 108c 111a 111c 112b, *infinity* 51e, *nodes* 52a, *nops* 51a, *point\_metric* 51f, and *real\_line* 51e.



We need to make substitution in the form of *exmap*.

```
110a <figure class 76a>+≡ (53a) <109b 110b>
figure figure::subs(const ex & e, unsigned options) const
{
    exmap m;
    if (e.info(info_flags::list)) {
        lst sl = ex.to<lst>(e);
        for (const auto& i : sl)
            m.insert(std::make_pair(i.op(0), i.op(1)));
    } else if (is_a<relational>(e)) {
        m.insert(std::make_pair(e.op(0), e.op(1)));
    } else
        throw(std::invalid_argument("cycle::subs(): the parameter should be a relational or a lst"));

    return ex.to<figure>(subs(m, options));
}
```

Uses **ex** 42e 48e 48e 48e 54a, **figure** 17d 24b 33a 33c 39d 50a 51d 76a 81a 83b 83c 86b 87c 99c 100b 100d 101a 102a 104b 105b 107a 108a 108b 108c 111a 111c 112b, **info** 51a, **m** 52c, **op** 51a, and **subs** 51a.

```
110b <figure class 76a>+≡ (53a) <110a 110c>
ex figure::subs(const exmap & m, unsigned options) const
{
    exhashmap<cycle_node> snodes;
    for (const auto& x: nodes)
        snodes[x.first]=ex.to<cycle_node>(x.second.subs(m, options));

    if (options & do_not_update_subfigure)
        return figure(point_metric.subs(m, options), cycle_metric.subs(m, options), snodes);
    else
        return figure(point_metric.subs(m, options), cycle_metric.subs(m, options), snodes).update_cycles();
}
```

Uses **cycle\_metric** 51f, **cycle\_node** 44c 46c 70c 71a 71b 71c 72a 72b 73b 73c 74a 75a 75d, **do\_not\_update\_subfigure** 53b, **ex** 42e 48e 48e 48e 54a, **figure** 17d 24b 33a 33c 39d 50a 51d 76a 81a 83b 83c 86b 87c 99c 100b 100d 101a 102a 104b 105b 107a 108a 108b 108c 111a 111c 112b, **m** 52c, **nodes** 52a, **point\_metric** 51f, **subs** 51a, and **update\_cycles** 51d 99a.

```
110c <figure class 76a>+≡ (53a) <110b 111a>
ex figure::evalf(int level) const
{
    exhashmap<cycle_node> snodes;
    for (const auto& x: nodes)
        #if GINAC_VERSION_ATLEAST(1,7,0)
            snodes[x.first]=ex.to<cycle_node>(x.second.evalf());

            return figure(point_metric.evalf(), cycle_metric.evalf(), snodes);
        #else
            snodes[x.first]=ex.to<cycle_node>(x.second.evalf(level));

            return figure(point_metric.evalf(level), cycle_metric.evalf(level), snodes);
        #endif
}
```

Uses **cycle\_metric** 51f, **cycle\_node** 44c 46c 70c 71a 71b 71c 72a 72b 73b 73c 74a 75a 75d, **evalf** 51a, **ex** 42e 48e 48e 48e 54a, **figure** 17d 24b 33a 33c 39d 50a 51d 76a 81a 83b 83c 86b 87c 99c 100b 100d 101a 102a 104b 105b 107a 108a 108b 108c 111a 111c 112b, **nodes** 52a, and **point\_metric** 51f.

### F.5.8. Archiving/Unarchiving utilities.

111a `<figure class 76a>+≡` (53a) `<110c 111b>`

```

void figure::archive(archive_node &an) const
{
    inherited::archive(an);
    an.add_ex("real_line", real_line);
    an.add_ex("infinity", infinity);
    an.add_ex("point_metric", ex_to<clifford>(point_metric));
    an.add_ex("cycle_metric", ex_to<clifford>(cycle_metric));
    an.add_bool("float_evaluation", float_evaluation);

```

Defines:

**figure**, used in chunks 17, 18, 20a, 22–24, 28f, 29c, 31a, 38, 46, 47c, 49, 51a, 53, 67, 76–85, 87, 88, 96d, 98–101, 107e, 109, 110, 112, 114, and 120b.

Uses **archive** 51a, **cycle\_metric** 51f, **float\_evaluation** 52b, **infinity** 51e, **point\_metric** 51f, and **real\_line** 51e.

*exhashmap* class does not have an archiving facility, thus we store it as two corresponding lists.

111b `<figure class 76a>+≡` (53a) `<111a 111c>`

```

    lst keys, cnodes;
    for (const auto& x: nodes) {
        keys.append(x.first);
        cnodes.append(x.second);
    }
    an.add_ex("keys", keys);
    an.add_ex("cnodes", cnodes);
}

```

Uses **nodes** 52a.

111c `<figure class 76a>+≡` (53a) `<111b 112a>`

```

void figure::read_archive(const archive_node &an, lst &sym_lst)
{
    inherited::read_archive(an, sym_lst);
    ex e;
    an.find_ex("point_metric", e, sym_lst);
    point_metric=ex_to<clifford>(e);
    an.find_ex("cycle_metric", e, sym_lst);
    cycle_metric=ex_to<clifford>(e);
    lst all_sym=sym_lst;
    ex keys, cnodes;
    an.find_ex("real_line", real_line, sym_lst);
    all_sym.append(real_line);
    an.find_ex("infinity", infinity, sym_lst);
    all_sym.append(infinity);
    an.find_bool("float_evaluation", float_evaluation);

```

Defines:

**figure**, used in chunks 17, 18, 20a, 22–24, 28f, 29c, 31a, 38, 46, 47c, 49, 51a, 53, 67, 76–85, 87, 88, 96d, 98–101, 107e, 109, 110, 112, 114, and 120b.

Uses **cycle\_metric** 51f, **ex** 42e 48e 48e 48e 54a, **float\_evaluation** 52b, **infinity** 51e, **point\_metric** 51f, **read\_archive** 51a, and **real\_line** 51e.

112a `<figure class 76a>+≡` (53a) `<111c 112b>`

```

//an.find_ex("keys", keys, all_sym);
an.find_ex("keys", keys, sym_lst);
for (const auto& it : ex_to<lst>(keys))
    all_sym.append(it);
all_sym.sort();
all_sym.unique();
an.find_ex("cnodes", cnodes, all_sym);
lst::const_iterator it1 = ex_to<lst>(cnodes).begin();
nodes.clear();
for (const auto& it : ex_to<lst>(keys)) {
    nodes[it]=ex_to<cycle_node>>(*it1);
    ++it1;
}
}

```

Uses `cycle_node` 44c 46c 70c 71a 71b 71c 72a 72b 73b 73c 74a 75a 75d and `nodes` 52a.

112b `<figure class 76a>+≡` (53a) `<112a 112c>`

```

GINAC_BIND_UNARCHIVER(figure);

```

Defines:

`figure`, used in chunks 17, 18, 20a, 22–24, 28f, 29c, 31a, 38, 46, 47c, 49, 51a, 53, 67, 76–85, 87, 88, 96d, 98–101, 107e, 109, 110, 112, 114, and 120b.

112c `<figure class 76a>+≡` (53a) `<112b 112d>`

```

bool figure::info(unsigned inf) const
{
    switch (inf) {
        case status_flags::expanded:
            return (inf & flags);
    }
    return inherited::info(inf);
}

```

Uses `figure` 17d 24b 33a 33c 39d 50a 51d 76a 81a 83b 83c 86b 87c 99c 100b 100d 101a 102a 104b 105b 107a 108a 108b 108c 111a 111c 112b and `info` 51a.

F.5.9. *Relations and measurements.* The method to check that two cycles are in a relation.

112d `<figure class 76a>+≡` (53a) `<112c 113d>`

```

ex figure::check_rel(const ex & key1, const ex & key2, PCR rel, bool use_cycle_metric,
                    const ex & parameter, bool corresponds) const
{
    <run through all cycles in two nodes correspondingly 113a>
    <add checked relation 113b>
    <run through all cycles in two nodes async 113c>
    <add checked relation 113b>
}

```

Defines:

`check_rel`, used in chunks 23e and 26f.

Uses `ex` 42e 48e 48e 48e 54a, `figure` 17d 24b 33a 33c 39d 50a 51d 76a 81a 83b 83c 86b 87c 99c 100b 100d 101a 102a 104b 105b 107a 108a 108b 108c 111a 111c 112b, and PCR 46d.

This piece of code is common in *check\_rel* and *measure*.

```
113a <run through all cycles in two nodes correspondingly 113a>≡ (112d 114a)
    lst res,
    cycles1=ex_to<lst>(ex_to<cycle_node>(nodes.find(key1)→second)
        .get_cycle(use_cycle_metric? cycle_metric : point_metric)),
    cycles2=ex_to<lst>(ex_to<cycle_node>(nodes.find(key2)→second)
        .get_cycle(use_cycle_metric? cycle_metric : point_metric));

    if (corresponds ∧ cycles1.nops() ≡ cycles2.nops()) {
        auto it2=cycles2.begin();
        for (const auto& it1 : cycles1) {
            lst calc=ex_to<lst>(rel(it1,*it2++),parameter));
            for (const auto& itr : calc)
```

Uses *cycle\_metric* 51f, *cycle\_node* 44c 46c 70c 71a 71b 71c 72a 72b 73b 73c 74a 75a 75d, *get\_cycle* 36g 36h 100c, *nodes* 52a, *nops* 51a, and *point\_metric* 51f.

We add corresponding relation. We wish to make output homogeneous despite of the fact that *rel* can be of different type: either returning **relational** or not.

```
113b <add checked relation 113b>≡ (112d)
    {
        ex e=(itr.op(0)).normal();
        if (is_a<relational>(e))
            res.append(e);
        else
            res.append(e≡0);
    }
```

Uses *ex* 42e 48e 48e 48e 54a and *op* 51a.

If cycles are treated asynchronously we run two independent loops.

```
113c <run through all cycles in two nodes async 113c>≡ (112d 114a)
    }
    } else {
        for (const auto& it1 : cycles1) {
            for (const auto& it2 : cycles2) {
                lst calc=ex_to<lst>(rel(it1,it2,parameter));
                for (const auto& itr : calc)
```

Simply finish the routine with the right number of brackets.

```
113d <figure class 76a>+≡ (53a) <112d 114a>
    }
    }
    }
    return res;
}
```

The method to measure certain quantity, it essentially copies code from the previous method.

```
114a <figure class 76a>+≡ (53a) <113d 114b>
  ex figure::measure(const ex & key1, const ex & key2, PCR rel, bool use_cycle_metric,
                    const ex & parameter, bool corresponds) const
  {
    <run through all cycles in two nodes correspondingly 113a>
    res.append(itr.op(0));
    <run through all cycles in two nodes async 113c>
    res.append(itr.op(0));
  }
}
return res;
```

Defines:

`measure`, never used.

Uses `ex` 42e 48e 48e 48e 54a, `figure` 17d 24b 33a 33c 39d 50a 51d 76a 81a 83b 83c 86b 87c 99c 100b 100d 101a 102a 104b 105b 107a 108a 108b 108c 111a 111c 112b, `op` 51a, and `PCR` 46d.

We apply `func` to all cycles in the, figure one-by-one.

```
114b <figure class 76a>+≡ (53a) <114a 114c>
  ex figure::apply(PEVAL func, bool use_cycle_metric, const ex & param) const
  {
    lst res;
    for (const auto& x: nodes) {
      int i=0;
      lst cycles=ex.to<lst>(x.second.get_cycle(use_cycle_metric? cycle_metric : point_metric));
      for (const auto& itc : cycles) {
        res.append(lst{func(itc, param), x.first, i});
        ++i;
      }
    }
    return res;
  }
```

Defines:

`apply`, never used.

Uses `cycle_metric` 51f, `ex` 42e 48e 48e 48e 54a, `figure` 17d 24b 33a 33c 39d 50a 51d 76a 81a 83b 83c 86b 87c 99c 100b 100d 101a 102a 104b 105b 107a 108a 108b 108c 111a 111c 112b, `get_cycle` 36g 36h 100c, `nodes` 52a, and `point_metric` 51f.

F.5.10. *Default Asymptote styles.* A simple `Asymptote` style. We produce different colours for points, lines and circles. No further options are specified.

```
114c <figure class 76a>+≡ (53a) <114b 115a>
  string asy_cycle_color(const ex & label, const ex & C, lst & color)
  {
    string asy_options="";
    if (is_less_than_epsilon(ex.to<cycle>(C).det())) { // point
      color=lst{0.5,0,0};
      asy_options="dotted";
    } else if (is_less_than_epsilon(ex.to<cycle>(C).get.k())) // straight line
      color=lst{0,0.5,0};
    else // a proper circle-hyperbola-parabola
      color=lst{0,0,0.5};

    return asy_options;
  }
```

Defines:

`asy_cycle_color`, used in chunk 52d.

Uses `ex` 42e 48e 48e 48e 54a and `is_less_than_epsilon` 54b.

A style to place labels.

```
115a <figure class 76a>+≡ (53a) <114c 115b>
  string label_pos(const ex & label, const ex & C, const string draw_str) {
    stringstream sstr;
    sstr << latex << label;

    string name=ex_to<symbol>(label).get_name(), new_TeXname;

    if (sstr.str() ≡ name) {
      string TeXname;
      <auto TeX name 86a>
      if (TeXname_new ≡ "")
        new_TeXname=name;
      else
        new_TeXname=TeXname_new;
    } else
      new_TeXname=sstr.str();
```

Defines:

label\_pos, used in chunk 52e.

Uses ex 42e 48e 48e 48e 54a, name 34a, and TeXname 34a.

We use *regex* to spot places for labels in the *Asymptote* output.

```
115b <figure class 76a>+≡ (53a) <115a>
  std::regex draw("[.\\n\\r\\s]*)(draw)\\((([\\w]+),)?(?(?:\\(.+?\\)|\\{.+?\\}|[^-.,0-9\\.]|)+),([.\\n\\r\\s]*)");
  std::regex dot("[.\\n\\r\\s]*)(dot)\\((([\\w]+),)?(?(?:\\(.+?\\)|\\{.+?\\}|[^-.,0-9\\.]|)+|([\\w]+),([.\\n\\r\\s]*)");
  std::regex e1("symbolLaTeXname");

  if (std::regex_search(draw_str, draw)) {
    string labelstr=std::regex_replace (draw_str, draw,
      "label($3\\\"$symbolLaTeXname$\\", point($4,0.1), SE);\\n",
      std::regex_constants::format_no_copy | std::regex_constants::format_first_only);
    return std::regex_replace (labelstr, e1, new_TeXname);
  } else if (std::regex_search(draw_str, dot)) {
    string labelstr=std::regex_replace (draw_str, dot,
      "label($3\\\"$symbolLaTeXname$\\", $4, SE);\\n",
      std::regex_constants::format_no_copy);
    return std::regex_replace (labelstr, e1, new_TeXname);
  } else
    return "";
}
```

**F.6. Functions defining cycle relations.** This is collection of linear cycle relations which do not require a parameter.

```
115c <add cycle relations 115c>≡ (53a) 115d>
  ex cycle_orthogonal(const ex & C1, const ex & C2, const ex & pr)
  {
    return lst{(ex)lst{ex_to<cycle>(C1).is_orthogonal(ex_to<cycle>(C2))}};
```

Defines:

cycle\_orthogonal, used in chunks 22g, 23e, 26c, 39e, 61–63, 65a, 82a, 120, and 121a.

Uses ex 42e 48e 48e 48e 54a and is\_orthogonal 24g 39e.

```
115d <add cycle relations 115c>+≡ (53a) <115c 116a>
  ex cycle_f_orthogonal(const ex & C1, const ex & C2, const ex & pr)
  {
    return lst{(ex)lst{ex_to<cycle>(C1).is_f_orthogonal(ex_to<cycle>(C2))}};
```

Defines:

cycle\_f\_orthogonal, used in chunks 39f, 62, 63a, and 65a.

Uses ex 42e 48e 48e 48e 54a and is\_f\_orthogonal 39f.

116a `<add cycle relations 115c>+≡` (53a) `<115d 116b>`  
`ex cycle_adifferent(const ex & C1, const ex & C2, const ex & pr)`  
`{`  
`return lst{(ex)lst{cycle_data(C1).is_almost_equal(ex_to<basic>(cycle_data(C2)),true)? 0: 1}};`  
`}`

Defines:

`cycle_adifferent`, used in chunks 40b, 62, 63a, 65a, and 121a.

Uses `cycle_data` 24e 27c 43d 44a 55c 55d 56a 57b 57c 57d, `ex` 42e 48e 48e 48e 54a, and `is_almost_equal` 119c.

To check the tangential property we use the condition from [36, Ex. 5.26(i)]

$$(21) \quad (\langle C_1, C_2 \rangle)^2 - \langle C_1, C_1 \rangle \langle C_2, C_2 \rangle = 0.$$

116b `<add cycle relations 115c>+≡` (53a) `<116a 116c>`  
`ex check_tangent(const ex & C1, const ex & C2, const ex & pr)`  
`{`  
`return lst{(ex)lst{pow(ex_to<cycle>(C1).cycle_product(ex_to<cycle>(C2)),2)`  
`-ex_to<cycle>(C1).cycle_product(ex_to<cycle>(C1))`  
`*ex_to<cycle>(C2).cycle_product(ex_to<cycle>(C2)) ≡ 0}};`  
`}`

Defines:

`check_tangent`, used in chunk 26f.

Uses `ex` 42e 48e 48e 48e 54a.

To define tangential property, theoretically we can use (21) as well. However, a system of several such quadratic conditions will be difficult to resolve. Thus, we use a single quadratic relations  $\langle C_1, C_1 \rangle = -1$  which allows to linearise the tangential property to a pair of identities:  $\langle C_1, C_2 \rangle \pm \sqrt{\langle C_2, C_2 \rangle} = 0$ .

116c `<add cycle relations 115c>+≡` (53a) `<116b 116d>`  
`ex cycle_tangent(const ex & C1, const ex & C2, const ex & pr)`  
`{`  
`return lst{lst{ex_to<cycle>(C1).cycle_product(ex_to<cycle>(C1))+numeric(1)≡0,`  
`ex_to<cycle>(C1).cycle_product(ex_to<cycle>(C2))`  
`-sqrt(abs(ex_to<cycle>(C2).cycle_product(ex_to<cycle>(C2)))≡0},`  
`lst{ex_to<cycle>(C1).cycle_product(ex_to<cycle>(C1))-numeric(1)≡0,`  
`ex_to<cycle>(C1).cycle_product(ex_to<cycle>(C2))`  
`-sqrt(abs(ex_to<cycle>(C2).cycle_product(ex_to<cycle>(C2)))≡0},`  
`lst{ex_to<cycle>(C1).cycle_product(ex_to<cycle>(C1))+numeric(1)≡0,`  
`ex_to<cycle>(C1).cycle_product(ex_to<cycle>(C2))`  
`+sqrt(abs(ex_to<cycle>(C2).cycle_product(ex_to<cycle>(C2)))≡0},`  
`lst{ex_to<cycle>(C1).cycle_product(ex_to<cycle>(C1))-numeric(1)≡0,`  
`ex_to<cycle>(C1).cycle_product(ex_to<cycle>(C2))`  
`+sqrt(abs(ex_to<cycle>(C2).cycle_product(ex_to<cycle>(C2)))≡0}};`  
`}`

Defines:

`cycle_tangent`, used in chunks 40f, 62, 63a, and 65a.

Uses `ex` 42e 48e 48e 48e 54a and `numeric` 24a.

116d `<add cycle relations 115c>+≡` (53a) `<116c 117a>`  
`ex cycle_tangent_o(const ex & C1, const ex & C2, const ex & pr)`  
`{`  
`return lst{lst{ex_to<cycle>(C1).cycle_product(ex_to<cycle>(C1))+numeric(1)≡0,`  
`ex_to<cycle>(C1).cycle_product(ex_to<cycle>(C2))`  
`-sqrt(abs(ex_to<cycle>(C2).cycle_product(ex_to<cycle>(C2)))≡0},`  
`lst{ex_to<cycle>(C1).cycle_product(ex_to<cycle>(C1))-numeric(1)≡0,`  
`ex_to<cycle>(C1).cycle_product(ex_to<cycle>(C2))`  
`-sqrt(abs(ex_to<cycle>(C2).cycle_product(ex_to<cycle>(C2)))≡0}};`  
`}`

Defines:

`cycle_tangent_o`, used in chunks 40g, 62, 63a, and 65a.

Uses `ex` 42e 48e 48e 48e 54a and `numeric` 24a.

117a  $\langle$ add cycle relations 115c $\rangle + \equiv$  (53a)  $\triangleleft$ 116d 117b $\triangleright$   
**ex** *cycle\_tangent\_i*(**const ex** & *C1*, **const ex** & *C2*, **const ex** & *pr*)  
{  
  **return** **lst**{**lst**{*ex\_to*<**cycle**>(C1).*cycle\_product*(*ex\_to*<**cycle**>(C1))+**numeric**(1) $\equiv$ 0,  
  *ex\_to*<**cycle**>(C1).*cycle\_product*(*ex\_to*<**cycle**>(C2))  
  +*sqrt*(*abs*(*ex\_to*<**cycle**>(C2).*cycle\_product*(*ex\_to*<**cycle**>(C2))) $\equiv$ 0},  
  **lst**{*ex\_to*<**cycle**>(C1).*cycle\_product*(*ex\_to*<**cycle**>(C1))-**numeric**(1) $\equiv$ 0,  
  *ex\_to*<**cycle**>(C1).*cycle\_product*(*ex\_to*<**cycle**>(C2))  
  +*sqrt*(*abs*(*ex\_to*<**cycle**>(C2).*cycle\_product*(*ex\_to*<**cycle**>(C2))) $\equiv$ 0}}};  
}

Defines:

*cycle\_tangent\_i*, used in chunks 40g, 62, 63a, and 65a.

Uses **ex** 42e 48e 48e 48e 54a and **numeric** 24a.

117b  $\langle$ add cycle relations 115c $\rangle + \equiv$  (53a)  $\triangleleft$ 117a 117c $\triangleright$   
**ex** *cycle\_different*(**const ex** & *C1*, **const ex** & *C2*, **const ex** & *pr*)  
{  
  **return** **lst**{(**ex**)**lst**{*ex\_to*<**cycle**>(C1).*is\_equal*(*ex\_to*<**basic**>(C2), **true**)? 0: 1}}};  
}

Defines:

*cycle\_different*, used in chunks 40a, 62, 63a, 65a, and 82a.

Uses **ex** 42e 48e 48e 48e 54a.

If the cycle product has imaginary part we return the false statement. For a real cycle product we check its sign.

117c  $\langle$ add cycle relations 115c $\rangle + \equiv$  (53a)  $\triangleleft$ 117b 117d $\triangleright$   
**ex** *product\_sign*(**const ex** & *C1*, **const ex** & *C2*, **const ex** & *pr*)  
{  
  **if** (*is\_less\_than\_epsilon*(*ex\_to*<**cycle**>(C1).*cycle\_product*(*ex\_to*<**cycle**>(C1)).*evalf*().*imag\_part*())  
  **return** **lst**{(**ex**)**lst**{*pr*\*(*ex\_to*<**cycle**>(C1).*cycle\_product*(*ex\_to*<**cycle**>(C1)).*evalf*().*real\_part*() - *epsilon*) <0}}};  
  **else**  
  **return** **lst**{(**ex**)**lst**{**numeric**(1) <0}}};  
}

Defines:

*product\_sign*, used in chunks 40, 62, 63a, and 65a.

Uses **epsilon** 54a, **evalf** 51a, **ex** 42e 48e 48e 48e 54a, **is\_less\_than\_epsilon** 54b, and **numeric** 24a.

Now we define the relation between cycles to “intersect with certain angle” (but the “intersection” may be imaginary).

If cycles are intersecting indeed then the value of *pr* is the cosine of the angle.

117d  $\langle$ add cycle relations 115c $\rangle + \equiv$  (53a)  $\triangleleft$ 117c 117e $\triangleright$   
**ex** *cycle\_angle*(**const ex** & *C1*, **const ex** & *C2*, **const ex** & *pr*)  
{  
  **return** **lst**{**lst**{*ex\_to*<**cycle**>(C1).*cycle\_product*(*ex\_to*<**cycle**>(C2).*normalize\_norm*())-*pr* $\equiv$ 0,  
  *ex\_to*<**cycle**>(C1).*cycle\_product*(*ex\_to*<**cycle**>(C1))+**numeric**(1) $\equiv$ 0},  
  **lst**{*ex\_to*<**cycle**>(C1).*cycle\_product*(*ex\_to*<**cycle**>(C2).*normalize\_norm*())-*pr* $\equiv$ 0,  
  *ex\_to*<**cycle**>(C1).*cycle\_product*(*ex\_to*<**cycle**>(C1))-**numeric**(1) $\equiv$ 0}}};  
}

Defines:

*cycle\_angle*, used in chunks 41a, 62, 63a, and 65a.

Uses **ex** 42e 48e 48e 48e 54a and **numeric** 24a.

The next relation defines tangential distance between cycles.

117e  $\langle$ add cycle relations 115c $\rangle + \equiv$  (53a)  $\triangleleft$ 117d 118a $\triangleright$   
**ex** *steiner\_power*(**const ex** & *C1*, **const ex** & *C2*, **const ex** & *pr*)  
{  
  **cycle** *C*=*ex\_to*<**cycle**>(C2).*normalize*();  
  **return** **lst**{**lst**{*ex\_to*<**cycle**>(C1).*cycle\_product*(*C*)+*sqrt*(*abs*(*C.cycle\_product*(*C*))  
  -*pr*\**ex\_to*<**cycle**>(C1).*get\_k*() $\equiv$ 0,  
  *ex\_to*<**cycle**>(C1).*cycle\_product*(*ex\_to*<**cycle**>(C1))+**numeric**(1) $\equiv$ 0},  
  **lst**{*ex\_to*<**cycle**>(C1).*cycle\_product*(*C*)+*sqrt*(*abs*(*C.cycle\_product*(*C*))  
  -*pr*\**ex\_to*<**cycle**>(C1).*get\_k*() $\equiv$ 0,  
  *ex\_to*<**cycle**>(C1).*cycle\_product*(*ex\_to*<**cycle**>(C1))-**numeric**(1) $\equiv$ 0}}};  
}

Defines:

*steiner\_power*, used in chunks 41, 62, 63a, and 65a.

Uses **ex** 42e 48e 48e 48e 54a and **numeric** 24a.



Cross tangential distance is different by a sign of one term.

```
118a <add cycle relations 115c>+≡ (53a) <117e 118b>
  ex cycle_cross_t_distance(const ex & C1, const ex & C2, const ex & pr)
  {
    cycle C=ex_to<cycle>(C2).normalize();
    return lst{lst{ex_to<cycle>(C1).cycle_product(C)-sqrt(abs(C.cycle_product(C)))
      -pow(pr,2)*ex_to<cycle>(C1).get_k()≡0,
      ex_to<cycle>(C1).cycle_product(ex_to<cycle>(C1))+numeric(1)≡0},
      lst{ex_to<cycle>(C1).cycle_product(C)-sqrt(abs(C.cycle_product(C)))
      -pow(pr,2)*ex_to<cycle>(C1).get_k()≡0,
      ex_to<cycle>(C1).cycle_product(ex_to<cycle>(C1))-numeric(1)≡0}};
  }
```

Defines:

`cycle_cross_t_distance`, used in chunks 41d, 62, 63a, and 65a.

Uses `ex` 42e 48e 48e 48e 54a and `numeric` 24a.

Check that all coefficients of the first cycle are real.

```
118b <add cycle relations 115c>+≡ (53a) <118a 118c>
  ex coefficients_are_real(const ex & C1, const ex & C2, const ex & pr)
  {
    cycle C=ex_to<cycle>(ex_to<cycle>(C1).evalf()).imag_part();
    if (¬ (is_less_than_epsilon(C.get_k()) ∧ is_less_than_epsilon(C.get_m())))
      return lst{(ex)lst{0}};
    for (int i=0; i < ex_to<cycle>(C1).get_dim(); ++i)
      if (¬ is_less_than_epsilon(C.get_l(i)))
        return lst{(ex)lst{0}};

    return lst{(ex)lst{1}};
  }
```

Defines:

`coefficients_are_real`, used in chunks 40e, 62, 63a, and 65a.

Uses `evalf` 51a, `ex` 42e 48e 48e 48e 54a, `get_dim()` 36f, and `is_less_than_epsilon` 54b.

F.6.1. *Measured quantities.* This function measures relative powers of two cycles, which turn to be their cycle product for norm-normalised vectors.

```
118c <add cycle relations 115c>+≡ (53a) <118b 118d>
  ex angle_is(const ex & C1, const ex & C2, const ex & pr)
  {
    return lst{(ex)lst{ex_to<cycle>(C1).normalize_norm().cycle_product(ex_to<cycle>(C2).normalize_norm())}};
  }
```

Defines:

`angle_is`, never used.

Uses `ex` 42e 48e 48e 48e 54a.

This function measures relative powers of two cycles, which turn to be their cycle product for  $k$ -normalised vectors.

```
118d <add cycle relations 115c>+≡ (53a) <118c 118e>
  ex power_is(const ex & C1, const ex & C2, const ex & pr)
  {
    cycle Ca=ex_to<cycle>(C1).normalize(), Cb=ex_to<cycle>(C2).normalize();

    return lst{(ex)lst{Ca.cycle_product(Cb)+pr*sqrt(abs(Ca.cycle_product(Ca)*Cb.cycle_product(Cb)))}};
  }
```

Defines:

`power_is`, never used.

Uses `ex` 42e 48e 48e 48e 54a.

```
118e <add cycle relations 115c>+≡ (53a) <118d 119a>
  ex cycle_moebius(const ex & C1, const ex & C2, const ex & pr)
  {
    return lst{(ex)lst{ex_to<cycle>(C2).matrix_similarity(pr.op(0),pr.op(1),pr.op(2),pr.op(3))}};
  }
```

Defines:

`cycle_moebius`, used in chunks 41e, 62, 63a, and 65a.

Uses `ex` 42e 48e 48e 48e 54a and `op` 51a.

That relations works only for real matrices, thus we start from the relevant checks.

```
119a <add cycle relations 115c>+≡ (53a) <118e 119b>
cycle_relation sl2_transform(const ex & key, bool cm, const ex & matrix) {
  if (is_a<lst>(matrix) ∧ matrix.op(0).info(info_flags::real) ∧ matrix.op(1).info(info_flags::real)
    ∧ matrix.op(2).info(info_flags::real) ∧ matrix.op(3).info(info_flags::real))
    return cycle_relation(key, cycle_sl2, cm, matrix);
  else
    throw(std::invalid_argument("sl2_transform(): shall be applied only with a matrix having"
      " real entries"));
}
```

Defines:

*sl2\_transform*, never used.

Uses *cycle\_relation* 41g 46e 47c 61d 62 63a 63b 65a 65b, *cycle\_sl2* 48a 119b, *ex* 42e 48e 48e 48e 54a, *info* 51a, *key* 34a, and *op* 51a.

That relations works only in two dimensions, thus we start from the relevant checks.

```
119b <add cycle relations 115c>+≡ (53a) <119a>
ex cycle_sl2(const ex & C1, const ex & C2, const ex & pr)
{
  if (ex_to<cycle>(C2).get_dim() ≡ 2)
    return lst{(ex)lst{ex_to<cycle>(C2).sl2_similarity(pr.op(0),pr.op(1),pr.op(2),pr.op(3),
      ex_to<cycle>(C2).get_unit())}};
  else
    throw(std::invalid_argument("cycle_sl2(): shall be applied only in two dimensions"));
}
```

Defines:

*cycle\_sl2*, used in chunks 62, 63a, 65a, and 119a.

Uses *ex* 42e 48e 48e 48e 54a, *get\_dim*() 36f, and *op* 51a.

F.7. Additional functions. Equality of cycles.

```
119c <additional functions 119c>≡ (53a) 120a>
bool is_almost_equal(const ex & A, const ex & B)
{
  if ((not is_a<cycle>(A) ∨ (not is_a<cycle>(B)))
    return false;

  const cycle C1 = ex_to<cycle>(A),
    C2 = ex_to<cycle>(B);
  ex factor=0, ofactor=0;

  // Check that coefficients are scalar multiples of C2
  if (not is_less_than_epsilon((C1.get_m()*C2.get_k()-C2.get_m()*C1.get_k()).normal()))
    return false;
  // Set up coefficients for proportionality
  if (C1.get_k().normal().is_zero()) {
    factor=C1.get_m();
    ofactor=C2.get_m();
  } else {
    factor=C1.get_k();
    ofactor=C2.get_k();
  }
}
```

Defines:

*is\_almost\_equal*, used in chunks 44a, 59b, 116a, and 121b.

Uses *ex* 42e 48e 48e 48e 54a and *is\_less\_than\_epsilon* 54b.

Now we iterate through the coefficients of  $l$ .

```
120a <additional functions 119c>+≡ (53a) <119c 120b>
    for (unsigned int i=0; i<C1.get_l().nops(); i++)
        // search the the first non-zero coefficient
        if (factor.is_zero()) {
            factor=C1.get_l(i);
            ofactor=C2.get_l(i);
        } else
            if (¬ is_less_than_epsilon((C1.get_l(i)*ofactor-C2.get_l(i)*factor).normal()))
                return false;
    return true;
}
```

Uses `is_less_than_epsilon` 54b and `nops` 51a.

```
120b <additional functions 119c>+≡ (53a) <120a 120c>
    ex midpoint_constructor()
    {
        figure SF=ex_to<figure>((new figure)→setflag(status_flags::expanded));

        ex v1=SF.add_cycle(cycle_data(),"variable000");
        ex v2=SF.add_cycle(cycle_data(),"variable001");
        ex v3=SF.add_cycle(cycle_data(),"variable002");
    }
```

Defines:

`midpoint_constructor`, used in chunk 24c.

Uses `add_cycle` 24e 34b 82d, `cycle_data` 24e 27c 43d 44a 55c 55d 56a 57b 57c 57d, `ex` 42e 48e 48e 48e 54a, and `figure` 17d 24b 33a 33c 39d 50a 51d 76a 81a 83b 83c 86b 87c 99c 100b 100d 101a 102a 104b 105b 107a 108a 108b 108c 111a 111c 112b.

Join three point by an "interval" cycle.

```
120c <additional functions 119c>+≡ (53a) <120b 120d>
    ex v4=SF.add_cycle_rel(lst{cycle_relation(v1,cycle_orthogonal),
        cycle_relation(v2,cycle_orthogonal),
        cycle_relation(v3,cycle_orthogonal)},
        "v4");
```

Uses `add_cycle_rel` 17f 24g 34c 84b, `cycle_orthogonal` 35d 115c, `cycle_relation` 41g 46e 47c 61d 62 63a 63b 65a 65b, and `ex` 42e 48e 48e 48e 54a.

A cycle orthogonal to the above interval.

```
120d <additional functions 119c>+≡ (53a) <120c 120e>
    ex v5=SF.add_cycle_rel(lst{cycle_relation(v1,cycle_orthogonal),
        cycle_relation(v2,cycle_orthogonal),
        cycle_relation(v4,cycle_orthogonal)},
        "v5");
```

Uses `add_cycle_rel` 17f 24g 34c 84b, `cycle_orthogonal` 35d 115c, `cycle_relation` 41g 46e 47c 61d 62 63a 63b 65a 65b, and `ex` 42e 48e 48e 48e 54a.

The perpendicular to the interval and the cycle passing the midpoint.

```
120e <additional functions 119c>+≡ (53a) <120d 121a>
    ex v6=SF.add_cycle_rel(lst{cycle_relation(v3,cycle_orthogonal),
        cycle_relation(v4,cycle_orthogonal),
        cycle_relation(v5,cycle_orthogonal)},
        "v6");
```

Uses `add_cycle_rel` 17f 24g 34c 84b, `cycle_orthogonal` 35d 115c, `cycle_relation` 41g 46e 47c 61d 62 63a 63b 65a 65b, and `ex` 42e 48e 48e 48e 54a.

The mid point as the intersection point.

```
121a <additional functions 119c>+≡ (53a) <120e 121b>
    ex r=symbol("result");
    SF.add_cycle_rel(lst{cycle_relation(v4,cycle_orthogonal),
        cycle_relation(v6,cycle_orthogonal),
        cycle_relation(r,cycle_orthogonal,false),
        cycle_relation(v3,cycle_adifferent)},
        r);

    return SF;
}
```

Uses `add_cycle_rel` 17f 24g 34c 84b, `cycle_adifferent` 36a 116a, `cycle_orthogonal` 35d 115c, `cycle_relation` 41g 46e 47c 61d 62 63a 63b 65a 65b, and `ex` 42e 48e 48e 48e 54a.

This is an auxiliary function which removes duplicated cycles from a list  $L$ .

```
121b <additional functions 119c>+≡ (53a) <121a 121c>
    ex unique_cycle(const ex & L)
    {
        if(is_a<lst>(L) ^ (L.nops() > 1) ) {
            lst res;
            lst::const_iterator it = ex_to<lst>(L).begin();
            if (is_a<cycle_data>(*it) ) {
                res.append(*it);
                ++it;
                for (; it ≠ ex_to<lst>(L).end(); ++it) {
                    bool is_new=true;
                    if (¬ is_a<cycle_data>(*it))
                        break; // a non-cycle detected, get out

                    for (const auto& it1 : res)
                        if (ex_to<cycle_data>(*it).is_almost_equal(ex_to<basic>(it1),true)
                            ∨ ex_to<cycle_data>(*it).is_equal(ex_to<basic>(it1),true)) {
                            is_new=false; // is a duplicate
                            break;
                        }
                    if (is_new)
                        res.append(*it);
                }
            if (it ≡ ex_to<lst>(L).end()) // all are processed, no non-cycle is detected
                return res;
            }
        }
    }
    return L;
}
```

Defines:

`unique_cycle`, used in chunk 98a.

Uses `cycle_data` 24e 27c 43d 44a 55c 55d 56a 57b 57c 57d, `ex` 42e 48e 48e 48e 54a, `is_almost_equal` 119c, and `nops` 51a.

The debug output may be switched on and switched off by the following methods.

```
121c <additional functions 119c>+≡ (53a) <121b 122>
    void figure_debug_on() { FIGURE_DEBUG = true; }
    void figure_debug_off() { FIGURE_DEBUG = false; }
    bool figure_ask_debug_status() { return FIGURE_DEBUG; }
```

Defines:

`figure_ask_debug_status`, never used.

`figure_debug_off`, never used.

`figure_debug_on`, never used.

Uses `FIGURE_DEBUG` 53c.

Setting variable *show\_asy\_graphics* to switch **Asymptote** display on and off.

```
122 <additional functions 119c>+≡ (53a) <121c  
void show_asy_on() { show_asy_graphics=true; }  
void show_asy_off() { show_asy_graphics=false; }
```

Defines:

`show_asy_off`, never used.

`show_asy_on`, never used.

Uses `show_asy_graphics` 53d.

## APPENDIX G. CHANGE LOG

- 3.2:** The following changes are committed:
- Methods `get_all_keys()` and `figure::do_print()` sort output from lower to higher generations.
  - Better structure of the `Asymptote` output.
  - Add `figure::get_max_generation()` method.
  - Fix archiving/unarchiving of figure.
  - `cycle_node` is archiving its custom `Asymptote` style.
  - Minor improvements of code and documentation.
  - Introduce `do_print_double()` for a more compact output of figures.
- 3.1:** The following changes are committed:
- Updated cycle solver to handle homogeneous equations properly and produce root-free parametrisation in some cases.
  - Theoretical aspects are revised in documentation.
  - In cycles with numerous instances only corresponding cycles may be checked for a relation.
  - Numerous other small improvements.
- 3.0:** The following changes are committed:
- Functions `sl2_clifford()` and `sl2_similarity()` work for hypercomplex matrices as well.
  - Cycle library is able to work both in vector and paravector formalisms.
  - Add flag `ignore_unit` to `cycle::is_equal()`.
  - Add `with_label` parameter to `figure::asy_write()`.
  - Improved the example with modular group action.
  - Numerous small improvements to code and documentations.
- 2.7:** The following changes are committed:
- Container (`[lst]`) assignments are using curly brackets now.
  - Some fixes for upcoming GiNaC 1.7.0.
- 2.6:** The following changes are committed:
- Installation instructions are updated and tested.
  - PyGiNaC (refreshed) is added as a subproject.
- 2.5:** The following changes are committed:
- Documentation is updated.
  - 3D visualiser is added as a subproject.
  - Minor fixes and adjustments.
- 2.4:** The following minor changes are committed:
- Embedded PDF animation can be produced.
  - Numerous improvements to documentation.
- 2.3:** The following minor changes are committed:
- The stereometric example is done with the symbolic parameter.
  - A concise mathematical introduction is written.
  - Re-shape code of figure library.
  - Use both symbolic and float checks to analyse newly evaluated cycles.
  - Some minor code improvements.
- 2.2:** The following minor changes are committed:
- New cycle relations `moebius_transform` and `sl2_transform` are added.
  - Example programme with modular group action is added.
  - Method `add_cycle_rel` may take a single relation now.
  - Numerous internal fixes.
- 2.1:** The following minor changes are committed:
- The method `figure::get_all_keys()` is added
  - Debug output may be switched on/off from the code.
  - Improvements to documentation.
  - Initialisation of cycles in Python wrapper are corrected.
- 2.0:** The two-dimension restriction is removed from the `figure` library. This breaks APIs, thus the major version number is increased.
- 1.0:** First official stable release with all essential functionality.

## APPENDIX H. LICENSE

This programme is distributed under GNU GPLv3 [19].

124

```
(license 124)≡ (17b 18b 20a 22a 23g 28f 29c 31a 42f 53a)
// The library for ensembles of interrelated cycles in non-Euclidean geometry
//
// Copyright (C) 2014-2018 Vladimir V. Kisil <kisilv@maths.leeds.ac.uk>
//
// This program is free software: you can redistribute it and/or modify
// it under the terms of the GNU General Public License as published by
// the Free Software Foundation, either version 3 of the License, or
// (at your option) any later version.
//
// This program is distributed in the hope that it will be useful,
// but WITHOUT ANY WARRANTY; without even the implied warranty of
// MERCHANTABILITY or FITNESS FOR A PARTICULAR PURPOSE. See the
// GNU General Public License for more details.
//
// You should have received a copy of the GNU General Public License
// along with this program. If not, see <http://www.gnu.org/licenses/>.
```

## APPENDIX I. INDEX OF IDENTIFIERS

\_\_\_\_figure\_\_: [42f](#), [43b](#)  
 add\_cycle: [20c](#), [21e](#), [22b](#), [23a](#), [23c](#), [24e](#), [29d](#), [31b](#), [34b](#), [82d](#), [83a](#), [120b](#)  
 add\_cycle\_rel: [17f](#), [18e](#), [18f](#), [21a](#), [21d](#), [22d](#), [22e](#), [22f](#), [23b](#), [23d](#), [24g](#), [25b](#), [25c](#), [25d](#), [25e](#), [26a](#), [26d](#), [26e](#), [30a](#), [30c](#), [32a](#), [32d](#), [34c](#), [84b](#), [84c](#), [85a](#), [85b](#), [120c](#), [120d](#), [120e](#), [121a](#)  
 add\_point: [17e](#), [18d](#), [24d](#), [24f](#), [34a](#), [81b](#), [81c](#)  
 add\_subfigure: [25f](#), [25g](#), [26b](#), [34d](#), [85c](#), [85d](#)  
 angle\_is: [48b](#), [118c](#)  
 apply: [37c](#), [114b](#)  
 archive: [44a](#), [46c](#), [47c](#), [49d](#), [51a](#), [57b](#), [62](#), [63a](#), [67b](#), [67c](#), [74a](#), [80c](#), [81a](#), [111a](#)  
 arrangement\_write: [32e](#), [39b](#), [39b](#), [107a](#)  
 asy\_animate: [19a](#), [28b](#), [38b](#), [38b](#), [105b](#)  
 asy\_cycle\_color: [52d](#), [114c](#)  
 asy\_draw: [27a](#), [37e](#), [37e](#), [102a](#), [103c](#), [103e](#), [104c](#), [105d](#)  
 asy\_style: [37e](#), [38a](#), [38b](#), [52d](#), [102a](#), [104b](#), [105b](#)  
 asy\_write: [17g](#), [21e](#), [26g](#), [27a](#), [27b](#), [27c](#), [27d](#), [30d](#), [38a](#), [38a](#), [104b](#)  
 check\_rel: [22g](#), [23e](#), [26c](#), [26f](#), [35c](#), [112d](#)  
 check\_tangent: [26f](#), [35f](#), [116b](#)  
 coefficients\_are\_real: [36c](#), [40e](#), [62](#), [63a](#), [65a](#), [118b](#)  
 cross\_t\_distance: [41d](#)  
 cycle\_adifferent: [36a](#), [40b](#), [62](#), [63a](#), [65a](#), [116a](#), [121a](#)  
 cycle\_angle: [41a](#), [47e](#), [62](#), [63a](#), [65a](#), [117d](#)  
 cycle\_cross\_t\_distance: [41d](#), [47e](#), [62](#), [63a](#), [65a](#), [118a](#)  
 cycle\_data: [24e](#), [27c](#), [27d](#), [43d](#), [44a](#), [47b](#), [53e](#), [54c](#), [54d](#), [55a](#), [55b](#), [55c](#), [55d](#), [56a](#), [57b](#), [57c](#), [57d](#), [57e](#), [58a](#), [58b](#), [58c](#), [59b](#), [60b](#), [60c](#), [60d](#), [64a](#), [69a](#), [70d](#), [71b](#), [71c](#), [72a](#), [72b](#), [76c](#), [76d](#), [82a](#), [82b](#), [84c](#), [85c](#), [86d](#), [88d](#), [90c](#), [90d](#), [96a](#), [97d](#), [98d](#), [116a](#), [120b](#), [121b](#)  
 cycle\_different: [35g](#), [40a](#), [62](#), [63a](#), [65a](#), [82a](#), [117b](#)  
 cycle\_f\_orthogonal: [35e](#), [39f](#), [62](#), [63a](#), [65a](#), [115d](#)  
 cycle\_metric: [36e](#), [36g](#), [51f](#), [76a](#), [77c](#), [78b](#), [78c](#), [78d](#), [78e](#), [79b](#), [79d](#), [80a](#), [96e](#), [97d](#), [98c](#), [103a](#), [109a](#), [109b](#), [110b](#), [110c](#), [111a](#), [111c](#), [113a](#), [114b](#)  
 cycle\_moebius: [41e](#), [48a](#), [62](#), [63a](#), [65a](#), [118e](#)  
 cycle\_node: [33c](#), [37a](#), [39a](#), [44c](#), [45a](#), [46c](#), [46e](#), [47b](#), [47c](#), [49b](#), [49d](#), [50f](#), [52a](#), [53e](#), [64a](#), [64b](#), [68b](#), [68c](#), [68d](#), [68e](#), [69a](#), [69c](#), [69d](#), [69e](#), [70a](#), [70b](#), [70c](#), [70d](#), [71a](#), [71b](#), [71c](#), [71d](#), [71e](#), [72a](#), [72b](#), [73b](#), [73c](#), [73d](#), [73e](#), [74a](#), [75a](#), [75d](#), [76c](#), [76d](#), [77c](#), [80a](#), [82a](#), [82b](#), [82d](#), [84c](#), [85c](#), [99a](#), [99b](#), [100c](#), [108c](#), [109a](#), [109b](#), [110b](#), [110c](#), [112a](#), [113a](#)  
 cycle\_orthogonal: [22g](#), [23e](#), [26c](#), [35d](#), [39e](#), [61a](#), [62](#), [63a](#), [65a](#), [82a](#), [115c](#), [120c](#), [120d](#), [120e](#), [121a](#)  
 cycle\_orthogonale: [49a](#)  
 cycle\_orthogonal\_h: [49a](#)  
 cycle\_orthogonal\_p: [49a](#)  
 cycle\_power: [41b](#)  
 cycle\_relation: [39e](#), [39f](#), [40a](#), [40b](#), [40c](#), [40d](#), [40e](#), [40f](#), [40g](#), [41a](#), [41b](#), [41c](#), [41d](#), [41e](#), [41f](#), [41g](#), [44b](#), [46c](#), [46e](#), [47a](#), [47c](#), [53e](#), [61a](#), [61b](#), [61c](#), [61d](#), [62](#), [63a](#), [63b](#), [64a](#), [65a](#), [65b](#), [66a](#), [66b](#), [71e](#), [72e](#), [74a](#), [82a](#), [84b](#), [84c](#), [85b](#), [96e](#), [97d](#), [119a](#), [120c](#), [120d](#), [120e](#), [121a](#)  
 cycle\_sl2: [48a](#), [62](#), [63a](#), [65a](#), [119a](#), [119b](#)  
 cycle\_tangent: [40f](#), [47e](#), [62](#), [63a](#), [65a](#), [116c](#)  
 cycle\_tangent\_i: [40g](#), [47e](#), [62](#), [63a](#), [65a](#), [117a](#)  
 cycle\_tangent\_o: [40g](#), [47e](#), [62](#), [63a](#), [65a](#), [116d](#)  
 do\_not\_update\_subfigure: [53b](#), [68a](#), [110b](#)  
 do\_print\_double: [44a](#), [45a](#), [50e](#), [56a](#), [72b](#), [108c](#)  
 epsilon: [20a](#), [21a](#), [54a](#), [54b](#), [117c](#)  
 evalf: [21a](#), [26f](#), [30b](#), [30e](#), [51a](#), [54b](#), [56b](#), [56e](#), [57a](#), [89a](#), [90f](#), [92e](#), [93b](#), [95b](#), [96c](#), [103a](#), [107d](#), [110c](#), [117c](#), [118b](#)  
 evaluate\_cycle: [50c](#), [88b](#), [88e](#), [97c](#)  
 evaluation\_assist: [42d](#), [42e](#), [90f](#), [92c](#)  
 ex: [17e](#), [17f](#), [18d](#), [18e](#), [18f](#), [20b](#), [20c](#), [21a](#), [21d](#), [21e](#), [22b](#), [22c](#), [22f](#), [22g](#), [23a](#), [23b](#), [23c](#), [23d](#), [24d](#), [24e](#), [24f](#), [24g](#), [25b](#), [25c](#), [25d](#), [25e](#), [25f](#), [25g](#), [26a](#), [26b](#), [26d](#), [26e](#), [29c](#), [29d](#), [31a](#), [31b](#), [33a](#), [33b](#), [33c](#), [34a](#), [34b](#), [34c](#), [34d](#), [34e](#), [34f](#), [34g](#), [35a](#), [35b](#), [35c](#), [35d](#), [35e](#), [35f](#), [35g](#), [36a](#), [36b](#), [36c](#), [36d](#), [36e](#), [36f](#), [36g](#), [36h](#), [37a](#), [37b](#), [37c](#), [37e](#), [38a](#), [38b](#), [39a](#), [39e](#), [39f](#), [40a](#), [40b](#), [40c](#), [40d](#), [40e](#), [40f](#), [40g](#), [41a](#), [41b](#), [41c](#), [41d](#), [41e](#), [41f](#), [41g](#), [41h](#), [42a](#), [42b](#), [42d](#), [42e](#), [43e](#), [44a](#), [45a](#), [45b](#), [45c](#), [45d](#), [45g](#), [45h](#), [46a](#), [46c](#), [46d](#), [46e](#), [47a](#), [47b](#), [47c](#), [47e](#), [48a](#), [48b](#), [48d](#), [48e](#), [48e](#), [48e](#), [49a](#), [49b](#), [49c](#), [50b](#), [50c](#), [50e](#), [50g](#), [51a](#), [51c](#), [51e](#), [51f](#), [52c](#), [52d](#), [52e](#), [54a](#), [54b](#), [54d](#), [55a](#), [56b](#), [56e](#), [57a](#), [57e](#), [58a](#), [58b](#), [58c](#), [59b](#), [60b](#), [60c](#), [60d](#), [61b](#), [62](#), [63a](#), [64a](#), [65a](#), [66a](#), [66b](#), [66d](#), [67c](#), [68a](#), [68c](#), [68e](#), [69c](#), [69d](#), [70a](#), [70b](#), [70d](#), [71a](#), [71b](#), [71c](#), [73c](#), [73d](#), [73e](#), [75a](#), [76e](#), [77a](#), [78a](#), [78b](#), [78d](#), [79a](#), [79b](#), [80a](#), [81b](#), [81c](#), [82d](#), [83a](#), [83b](#), [83c](#), [84b](#), [84c](#), [85a](#), [85b](#), [85c](#), [85d](#), [86b](#), [87c](#), [88b](#), [89a](#), [90d](#), [90f](#), [91b](#), [91c](#), [92a](#), [92c](#), [92d](#), [93a](#), [93b](#), [93c](#), [96d](#), [99c](#), [100a](#), [100c](#), [101a](#), [101d](#), [102a](#), [104b](#), [105b](#), [106a](#), [107b](#), [107c](#), [109a](#), [109b](#), [110a](#), [110b](#), [110c](#), [111c](#), [112d](#), [113b](#), [114a](#), [114b](#), [114c](#), [115a](#), [115c](#), [115d](#), [116a](#), [116b](#), [116c](#), [116d](#), [117a](#), [117b](#), [117c](#), [117d](#), [117e](#), [118a](#), [118b](#), [118c](#), [118d](#), [118e](#), [119a](#), [119b](#), [119c](#), [120b](#), [120c](#), [120d](#), [120e](#), [121a](#), [121b](#)  
 figure: [17b](#), [17d](#), [18b](#), [18c](#), [20a](#), [22a](#), [23g](#), [24b](#), [24c](#), [28f](#), [29c](#), [31a](#), [33a](#), [33c](#), [38a](#), [38b](#), [38c](#), [38d](#), [39d](#), [46c](#), [46e](#), [47c](#), [49b](#), [49d](#), [50a](#), [51a](#), [51d](#), [53a](#), [53e](#), [67b](#), [67c](#), [76a](#), [76e](#), [77a](#), [77c](#), [78a](#), [78d](#), [79a](#), [79b](#), [80a](#), [80c](#), [81a](#), [81b](#), [81c](#), [82d](#), [83a](#), [83b](#), [83c](#), [84b](#), [84c](#), [85a](#), [85b](#), [85c](#), [85d](#), [86b](#), [87a](#), [87c](#), [88b](#), [88e](#), [96d](#), [98b](#), [98c](#), [99a](#), [99c](#), [100a](#), [100b](#), [100c](#), [100d](#), [101a](#), [101d](#), [102a](#), [104b](#), [105b](#), [107a](#), [107e](#), [108a](#), [108b](#), [108c](#), [109a](#), [109b](#), [110a](#), [110b](#), [110c](#), [111a](#), [111c](#), [112b](#), [112c](#), [112d](#), [114a](#), [114b](#), [120b](#)  
 figure\_ask\_debug\_status: [42c](#), [121c](#)  
 FIGURE\_DEBUG: [53c](#), [72e](#), [80c](#), [81a](#), [82c](#), [82d](#), [83b](#), [84a](#), [84d](#), [86b](#), [87b](#), [88a](#), [100c](#), [103d](#), [104a](#), [108b](#), [108c](#), [121c](#)  
 figure\_debug\_off: [42c](#), [121c](#), [121c](#)  
 figure\_debug\_on: [42c](#), [121c](#), [121c](#)



float\_evaluation: [38d](#), [52b](#), [89a](#), [90f](#), [96c](#), [98b](#), [111a](#), [111c](#)  
freeze: [18c](#), [27e](#), [38c](#)  
get\_all\_keys: [20d](#), [21c](#), [35b](#), [100a](#), [107b](#), [108b](#)  
get\_asy\_style: [39a](#)  
get\_cycle: [20e](#), [23c](#), [30b](#), [32b](#), [36g](#), [36h](#), [44a](#), [45d](#), [58b](#), [64c](#), [70d](#), [98c](#), [100c](#), [102d](#), [107b](#), [113a](#), [114b](#)  
get\_cycle\_label: [35a](#), [98c](#), [101d](#)  
get\_cycle\_metric: [36e](#), [77c](#)  
get\_cycle\_node: [37a](#), [39a](#), [50e](#), [108b](#)  
get\_dim(): [36f](#), [44a](#), [55a](#), [56a](#), [56e](#), [59a](#), [60a](#), [60d](#), [76b](#), [77a](#), [78b](#), [78d](#), [78e](#), [79b](#), [79d](#), [79e](#), [81c](#), [82a](#), [86b](#), [88c](#), [98d](#), [99c](#), [99d](#), [102b](#), [107a](#), [118b](#), [119b](#)  
get\_generation: [37a](#), [45e](#), [68d](#), [77d](#), [83c](#), [83d](#), [84c](#), [85c](#), [86b](#), [87e](#), [99a](#), [100a](#), [100b](#), [101a](#), [102d](#), [107b](#), [108c](#)  
get\_infinity: [18f](#), [22d](#), [23e](#), [30c](#), [50g](#)  
get\_max\_generation: [50h](#), [100a](#), [100b](#)  
get\_point\_metric: [20b](#), [36e](#), [77c](#)  
get\_real\_line: [17f](#), [18e](#), [50g](#)  
GHOST\_GEN: [35b](#), [43c](#), [43c](#), [82a](#), [83d](#), [87e](#), [100a](#), [108b](#), [108c](#)  
infinity: [50g](#), [51e](#), [76a](#), [76c](#), [76e](#), [77d](#), [80a](#), [80c](#), [82a](#), [109a](#), [109b](#), [111a](#), [111c](#)  
INFINITY\_GEN: [43c](#), [43c](#), [76c](#), [77d](#), [108b](#)  
info: [51a](#), [73d](#), [82c](#), [84d](#), [85c](#), [87a](#), [92e](#), [93a](#), [93b](#), [93c](#), [97b](#), [99a](#), [101a](#), [110a](#), [112c](#), [119a](#)  
is\_adifferent: [25c](#), [25d](#), [26a](#), [40b](#)  
is\_almost\_equal: [44a](#), [59b](#), [116a](#), [119c](#), [121b](#)  
is\_different: [40a](#)  
is\_f\_orthogonal: [39f](#), [115d](#)  
is\_less\_than\_epsilon: [54b](#), [59b](#), [60a](#), [60d](#), [90d](#), [92c](#), [92d](#), [94a](#), [95c](#), [95d](#), [98a](#), [103a](#), [114c](#), [117c](#), [118b](#), [119c](#), [120a](#)  
is\_orthogonal: [17f](#), [18e](#), [18f](#), [22d](#), [22e](#), [22f](#), [23b](#), [23d](#), [24g](#), [25b](#), [25c](#), [25d](#), [25e](#), [26a](#), [30a](#), [30c](#), [39e](#), [49a](#), [115c](#)  
is\_real\_cycle: [30a](#), [32a](#), [32d](#), [40c](#)  
is\_tangent: [23b](#), [32a](#), [40f](#)  
is\_tangent\_i: [22d](#), [26d](#), [26e](#), [30c](#), [32d](#), [40g](#)  
is\_tangent\_o: [26d](#), [26e](#), [32d](#), [40g](#)  
k: [20e](#), [21a](#), [21c](#), [21d](#), [36g](#), [36h](#), [37a](#), [39a](#), [43e](#), [44a](#), [45h](#), [48e](#), [50e](#), [52c](#), [54c](#), [54d](#), [55a](#), [55d](#), [56b](#), [56d](#), [57b](#), [57c](#), [57e](#), [58a](#), [58b](#), [58c](#), [59b](#), [60b](#), [60c](#), [60d](#), [61b](#), [71b](#), [76a](#), [76e](#), [80a](#), [80c](#), [98d](#), [108b](#)  
key: [34a](#), [34b](#), [34c](#), [34d](#), [34e](#), [34f](#), [34g](#), [39a](#), [39e](#), [39f](#), [40a](#), [40b](#), [40c](#), [40d](#), [40e](#), [40f](#), [40g](#), [41a](#), [41b](#), [41c](#), [41d](#), [41e](#), [41f](#), [41g](#), [46e](#), [49b](#), [50b](#), [51e](#), [81b](#), [81c](#), [82a](#), [82b](#), [82c](#), [82d](#), [83a](#), [83b](#), [83c](#), [83d](#), [84a](#), [84b](#), [84c](#), [84d](#), [85c](#), [86b](#), [86c](#), [86d](#), [87a](#), [87b](#), [87c](#), [87d](#), [87e](#), [88a](#), [96d](#), [96e](#), [97c](#), [98a](#), [98b](#), [98c](#), [98d](#), [100c](#), [119a](#)  
l: [22c](#), [22d](#), [22e](#), [22g](#), [43e](#), [44a](#), [45h](#), [52c](#), [54c](#), [54d](#), [55a](#), [55d](#), [56e](#), [57b](#), [57c](#), [57e](#), [58a](#), [58b](#), [60b](#), [60c](#), [60d](#), [65a](#), [66d](#), [71b](#), [73d](#), [76a](#), [76e](#), [79e](#), [80a](#), [80c](#), [85d](#), [98d](#)  
label\_pos: [52e](#), [115a](#)  
label\_string: [37e](#), [38a](#), [38b](#), [52e](#), [102a](#), [104b](#), [105b](#)  
m: [43e](#), [44a](#), [45a](#), [45h](#), [51a](#), [52c](#), [54c](#), [54d](#), [55a](#), [55d](#), [57a](#), [57b](#), [57c](#), [57e](#), [58a](#), [58b](#), [58c](#), [59b](#), [60b](#), [60c](#), [60d](#), [65a](#), [71b](#), [76a](#), [76e](#), [80a](#), [80c](#), [98d](#), [110a](#), [110b](#)  
main: [17b](#), [18b](#), [20a](#), [22a](#), [23g](#), [28f](#), [29c](#), [31a](#), [89d](#)  
make\_angle: [30a](#), [41a](#)  
measure: [30e](#), [36d](#), [114a](#)  
metric\_e: [48d](#), [48e](#), [49a](#)  
metric\_h: [48d](#), [48e](#), [49a](#)  
metric\_p: [48d](#), [48e](#), [49a](#)  
midpoint\_constructor: [24c](#), [42a](#), [120b](#)  
MoebInv: [17c](#), [43a](#), [43b](#), [53a](#)  
moebius\_transform: [21a](#), [41e](#)  
move\_cycle: [27c](#), [27d](#), [34f](#), [83c](#)  
move\_point: [27a](#), [27b](#), [27d](#), [28a](#), [34e](#), [86b](#), [87a](#)  
name: [34a](#), [34b](#), [34c](#), [34d](#), [35a](#), [38a](#), [38b](#), [39b](#), [79e](#), [81b](#), [82a](#), [83a](#), [85a](#), [85b](#), [85d](#), [86a](#), [98c](#), [101d](#), [104b](#), [104c](#), [105a](#), [105b](#), [105c](#), [106d](#), [107a](#), [115a](#)  
nodes: [39a](#), [50e](#), [50f](#), [51a](#), [52a](#), [76c](#), [76d](#), [77c](#), [80b](#), [82a](#), [82b](#), [82c](#), [82d](#), [83b](#), [83c](#), [83d](#), [84a](#), [84c](#), [84d](#), [85c](#), [86b](#), [86c](#), [86d](#), [87a](#), [87b](#), [87c](#), [87d](#), [87e](#), [88a](#), [96d](#), [96e](#), [97c](#), [97d](#), [98b](#), [98c](#), [98d](#), [99a](#), [100a](#), [100b](#), [100c](#), [100d](#), [101a](#), [101b](#), [101d](#), [102d](#), [108c](#), [109a](#), [109b](#), [110b](#), [110c](#), [111b](#), [112a](#), [113a](#), [114b](#)  
nops: [20d](#), [22h](#), [23e](#), [32b](#), [44a](#), [46c](#), [47c](#), [51a](#), [57e](#), [58a](#), [66a](#), [66b](#), [70a](#), [70b](#), [71e](#), [74a](#), [77b](#), [78e](#), [81c](#), [82a](#), [83b](#), [83d](#), [86b](#), [86c](#), [86d](#), [87a](#), [88e](#), [89a](#), [89b](#), [89d](#), [90a](#), [90b](#), [90c](#), [90e](#), [91a](#), [91b](#), [91d](#), [91e](#), [92a](#), [92b](#), [93e](#), [94a](#), [94d](#), [96b](#), [97c](#), [98b](#), [99a](#), [101a](#), [108b](#), [109a](#), [109b](#), [113a](#), [120a](#), [121b](#)  
numeric: [18g](#), [20c](#), [21e](#), [24a](#), [24f](#), [27a](#), [27b](#), [27d](#), [29c](#), [29d](#), [30a](#), [31b](#), [32e](#), [41e](#), [41f](#), [48e](#), [56a](#), [56b](#), [56c](#), [56e](#), [57a](#), [60d](#), [76b](#), [76c](#), [76d](#), [78b](#), [79e](#), [82a](#), [86c](#), [86d](#), [88c](#), [91e](#), [92a](#), [94a](#), [94b](#), [98d](#), [102d](#), [103a](#), [103b](#), [116c](#), [116d](#), [117a](#), [117c](#), [117d](#), [117e](#), [118a](#)  
only\_reals: [22d](#), [22e](#), [23b](#), [30c](#), [32a](#), [32d](#), [40e](#)  
op: [21a](#), [22h](#), [23c](#), [23e](#), [36f](#), [44a](#), [45d](#), [46c](#), [47c](#), [51a](#), [55a](#), [56e](#), [57e](#), [60d](#), [66a](#), [70a](#), [71e](#), [73d](#), [77a](#), [78c](#), [78d](#), [78e](#), [79b](#), [79d](#), [82a](#), [82d](#), [86d](#), [89a](#), [89b](#), [89c](#), [90b](#), [90f](#), [91a](#), [91b](#), [91d](#), [91e](#), [92a](#), [92c](#), [92d](#), [93a](#), [93b](#), [93c](#), [94a](#), [94b](#), [94c](#), [95a](#), [95c](#), [95d](#), [96a](#), [96e](#), [98b](#), [98c](#), [103a](#), [103b](#), [107d](#), [109a](#), [110a](#), [113b](#), [114a](#), [118e](#), [119a](#), [119b](#)  
PCR: [35c](#), [36d](#), [41g](#), [46d](#), [46e](#), [47a](#), [61b](#), [112d](#), [114a](#)  
point\_metric: [36e](#), [36f](#), [36g](#), [51f](#), [76a](#), [77a](#), [77b](#), [77c](#), [78b](#), [78c](#), [80a](#), [96e](#), [97d](#), [98c](#), [102d](#), [109a](#), [109b](#), [110b](#), [110c](#), [111a](#), [111c](#), [113a](#), [114b](#)

power.is: [48b](#), [118d](#)  
product\_nonpositive: [40d](#)  
product\_sign: [36b](#), [40c](#), [40d](#), [62](#), [63a](#), [65a](#), [117c](#)  
read\_archive: [44a](#), [46c](#), [47c](#), [49d](#), [51a](#), [57c](#), [63a](#), [67c](#), [75a](#), [111c](#)  
real\_line: [50g](#), [51e](#), [76a](#), [76d](#), [76e](#), [77a](#), [77b](#), [77d](#), [78b](#), [78c](#), [78d](#), [78e](#), [80a](#), [80c](#), [109a](#), [109b](#), [111a](#), [111c](#)  
REAL\_LINE\_GEN: [43c](#), [43c](#), [76d](#), [77d](#), [100b](#), [102d](#)  
realsymbol: [28a](#), [28g](#), [30a](#), [32a](#), [32d](#), [76a](#), [76e](#), [79e](#), [80a](#), [80c](#), [92d](#), [93a](#), [93b](#), [93c](#), [96a](#)  
remove\_cycle\_node: [34g](#), [87c](#)  
reset\_figure: [33d](#), [100d](#)  
rgb: [21b](#), [21d](#), [21e](#), [25a](#), [25e](#), [26d](#), [26e](#), [29e](#), [30a](#), [30c](#), [37e](#), [38a](#), [38b](#), [103b](#)  
save: [39c](#), [39c](#), [81a](#), [105d](#)  
set\_asy\_style: [21b](#), [21d](#), [25a](#), [25b](#), [25e](#), [26d](#), [26e](#), [29e](#), [30a](#), [30c](#), [39a](#)  
set\_cycle: [50b](#), [83b](#), [83c](#), [98c](#)  
set\_exact\_eval: [38d](#), [98b](#)  
set\_float\_eval: [38d](#), [98b](#)  
set\_metric: [27d](#), [27e](#), [33b](#), [98c](#), [99c](#)  
show\_asy\_graphics: [53d](#), [105a](#), [106d](#), [122](#)  
show\_asy\_off: [37d](#), [122](#), [122](#)  
show\_asy\_on: [37d](#), [122](#), [122](#)  
sl2\_transform: [21d](#), [41f](#), [119a](#)  
sq\_cross\_t\_distance\_is: [30e](#), [48b](#)  
sq\_t\_distance\_is: [48b](#)  
steiner\_power: [41b](#), [41c](#), [47e](#), [62](#), [63a](#), [65a](#), [117e](#)  
subfigure: [41h](#), [44d](#), [49b](#), [49d](#), [53e](#), [66c](#), [66d](#), [66e](#), [67a](#), [67b](#), [67c](#), [67d](#), [67e](#), [68a](#), [71e](#), [72e](#), [85c](#), [98b](#), [98c](#)  
subs: [21a](#), [22h](#), [32e](#), [44a](#), [45a](#), [47a](#), [49b](#), [51a](#), [55a](#), [60b](#), [60c](#), [68a](#), [73d](#), [73e](#), [82d](#), [90c](#), [90d](#), [90f](#), [91b](#), [91e](#), [92c](#), [94a](#), [94b](#), [94c](#), [95a](#), [95c](#), [95d](#), [95e](#), [96b](#), [105d](#), [110a](#), [110b](#)  
tangential\_distance: [30a](#), [41c](#)  
TeXname: [34a](#), [34b](#), [34c](#), [34d](#), [81b](#), [83a](#), [85a](#), [85b](#), [85d](#), [86a](#), [115a](#)  
unfreeze: [18c](#), [38c](#), [105d](#)  
unique\_cycle: [42b](#), [98a](#), [121b](#)  
update\_cycle\_node: [50b](#), [82c](#), [84d](#), [85c](#), [87a](#), [96d](#), [98a](#), [99a](#), [101b](#)  
update\_cycles: [51d](#), [99a](#), [99d](#), [110b](#)  
update\_node\_lst: [51c](#), [84a](#), [87a](#), [87b](#), [99b](#), [101a](#)

SCHOOL OF MATHEMATICS, UNIVERSITY OF LEEDS, LEEDS LS2 9JT, ENGLAND

*E-mail address:* [kisilv@maths.leeds.ac.uk](mailto:kisilv@maths.leeds.ac.uk)

*URL:* <http://www.maths.leeds.ac.uk/~kisilv/>