

A group theoretical approach to structural transitions of icosahedral quasicrystals and point arrays

Emilio Zappa ^{*1,4}, Eric C. Dykeman ^{1,2,4}, James A. Geraets ^{†2,3,4}, and Reidun Twarock ^{1,2,4}

¹Department of Mathematics,

²Department of Biology,

³Department of Physics,

⁴York Center for Complex Systems Analysis, University of York, UK

Abstract

In this paper we describe a group theoretical approach to the study of structural transitions of icosahedral quasicrystals and point arrays. We apply the concept of Schur rotations, originally proposed by Kramer, to the case of aperiodic structures with icosahedral symmetry; these rotations induce a rotation of the physical and orthogonal spaces invariant under the icosahedral group, and hence, via the cut-and-project method, a continuous transformation of the corresponding model sets. We prove that this approach allows for a characterisation of such transitions in a purely group theoretical framework, and provide explicit computations and specific examples. Moreover, we prove that this approach can be used in the case of finite point sets with icosahedral symmetry, which have a wide range of applications in carbon chemistry (fullerenes) and biology (viral capsids).

1 Introduction

Non-crystallographic symmetries appear in a wide range of physical and biological structures. Prominent examples are quasicrystals, alloys with long-range order lacking translational periodicity, discovered by Shechtman in 1984 [1], fullerenes, molecules of carbon atoms arranged to form icosahedral cages [2], and viral capsids, the protein containers which encapsulate the viral genomic material [3]. Quasicrystals are described mathematically via cut-and-project schemes and model sets [4, 5, 6], which correspond to infinite Delone point sets [5]. On the other hand, the arrangement of proteins in a viral capsid or the atoms of fullerenes are modeled via finite point sets (arrays) with icosahedral symmetry. In particular, Caspar-Klug theory and generalisations thereof [7] predict the locations and relative orientations of the capsid proteins via icosahedral surface lattices. Moreover, the three-dimensional organisation of viral capsids can be modeled via finite nested point sets displaying icosahedral symmetry at each radial level [8, 9, 10, 11] or 3D icosahedral tilings [12]. Such point sets can be characterised via affine extensions of the icosahedral group [8, 9], the Kac-Moody algebra formalism [10], or in a finite group theoretical framework [11]. The latter provides a link between the construction of quasicrystals and point arrays, the

*Current address: Courant Institute of Mathematical Sciences, New York University, NY. Electronic address: zappa@cims.nyu.edu.

†Current address: Institute of Biotechnology, University of Helsinki, Finland.

common thread being the orthogonal projection of points of a higher dimensional lattice into a space invariant under the icosahedral group.

Quasicrystals undergo structural transitions as a consequence of changes of thermodynamical parameters. Experimental observations showed that aperiodic structures transform into higher order structures (crystal lattices) or other quasicrystalline solids [13, 14, 15]. These transitions are characterised by the occurrence of a symmetry breaking, thus allowing for their analysis in the framework of the phenomenological Landau theory for phase transitions [16, 17]. Similar transformations occur in virology; specifically, viruses undergo conformational changes as part of their maturation process, important for becoming infective, resulting in an expansion of the capsid [18]. Experiments and theoretical analysis [19] proved that the initial and final states of the transformation retain icosahedral symmetry; however, little is known about the possible transition paths, which according to a first mathematical approach are likely to be asymmetrical [20].

In this paper we characterise structural transitions of icosahedral quasicrystals and point arrays in a group theoretical framework. The starting point is the crystallographic embedding of the icosahedral group into the point group of the hypercubic lattices in \mathbb{R}^6 [21, 22, 4], which is a standard way of defining icosahedral quasicrystals with the cut-and-project method. We then construct continuous transformations between icosahedral structures based on the Schur rotation method, originally introduced by Kramer *et al.* [23, 24], for the case of transitions between cubic and aperiodic order with tetrahedral symmetry. Specifically, we consider two distinct crystallographic representations of the icosahedral group sharing a common maximal subgroup \mathcal{G} , and define rotations in $SO(6)$ that keep the \mathcal{G} -symmetry preserved. Such rotations induce, in projection, continuous \mathcal{G} -symmetry preserving transformations of the corresponding model sets or point arrays. We show that these rotations are parameterised by angles belonging to a k -dimensional torus \mathbb{T}^k , which are candidates to be the order parameters of the Landau theory. Moreover, we classify, based on the results of our previous paper [22], the possible boundary conditions of the transitions, which, in this context, correspond to specific angles in \mathbb{T}^k .

Structural transitions of quasicrystals and point arrays have been analysed previously with different approaches, for examples with the phason strain approach [25], which was later proved to be equivalent to the Schur rotation method [26]. Moreover, Indelicato *et al.* [27, 28] define higher dimensional generalisations of the Bain strain between crystal lattices which induce, in projection, structural transformations of quasicrystals. In the latter reference it is proved that the Schur rotation method is related to the Bain strain in the case of transitions between cubic to icosahedral order [27], and some specific examples are given in the case of transitions between icosahedral tilings of the space. In this work we demonstrate analytically that the Schur rotation is equivalent to a Bain strain transformation between two congruent six-dimensional lattices. We argue that the advantage of the approach discussed here is the possibility of classifying the boundary conditions and identifying the order parameters of the transition, while the Bain strain allows only a parameterization of the transitions in terms of paths in the centralisers of the maximal subgroups. Therefore, this work paves the way for a dynamical analysis of the possible transition pathways, by constructing Hamiltonians invariant under the symmetry group of the system in terms of the order parameters of the transition and analysing the resulting energy landscapes, as in previous works [19].

The paper is organised as follows. After reviewing, in Section 2, the crystallographic embedding of the icosahedral group, based on [22], we provide, in Section 3, the theoretical framework for the analysis of transitions of quasicrystals and point arrays with icosahedral symmetry, by applying the Schur rotation method and generalising it for any maximal subgroup \mathcal{G} of the icosahedral group \mathcal{I} . In Section 4 we explicitly compute the Schur rotations for the three maximal subgroups of \mathcal{I} , namely the tetrahedral group \mathcal{T} and the dihedral groups \mathcal{D}_{10} and \mathcal{D}_6 , classifying the possible boundary conditions of the transitions, and provide specific examples. We conclude

in Section 5 by discussing further applications and future work.

2 Crystallographic embedding of the icosahedral group

Let \mathcal{L} be a lattice in \mathbb{R}^d with generator matrix $B \in GL(d, \mathbb{R})$. The point group \mathcal{P} of \mathcal{L} is the set of all the orthogonal transformations that leave \mathcal{L} invariant:

$$\mathcal{P} := \{Q \in O(d) : \exists M \in GL(d, \mathbb{Z}) : QB = BM\}.$$

\mathcal{P} is finite and does not depend on the matrix B [29]. A (finite) group of isometries $G \subseteq O(k)$ is said to be *crystallographic* in \mathbb{R}^k if it leaves a lattice \mathcal{L} in \mathbb{R}^k invariant, or, equivalently, if it is the subgroup of a point group $\mathcal{P} \subseteq O(k)$. The crystallographic restriction states that, for $k = 2, 3$, a crystallographic group G must contain elements of order 1, 2, 3, 4 or 6 [5]. Following Levitov and Rhyner [21], we introduce the following:

Definition 2.1. *Let $G \subseteq O(k)$ be a finite non-crystallographic group of isometries. A crystallographic representation of G is a matrix group \tilde{G} satisfying the following conditions:*

- (C1) \tilde{G} stabilises a lattice \mathcal{L} in \mathbb{R}^d , with $d > k$, i.e. \tilde{G} is a subgroup of the point group \mathcal{P} of \mathcal{L} ;
- (C2) \tilde{G} is reducible in $GL(d, \mathbb{R})$ and contains an irreducible representation ρ_k of G of degree k , i.e.

$$\tilde{G} \simeq \rho_k \oplus \rho', \quad \deg(\rho') = d - k. \quad (1)$$

The condition (C2) is necessary for the construction of quasicrystals with G -symmetry via the cut-and-project method [5, 4].

Chiral icosahedral symmetry is described by the icosahedral group \mathcal{I} , which corresponds to the set of all the rotations that leave an icosahedron invariant. It has order 60 and is the largest finite subgroup of the special orthogonal group $SO(3)$ [30]. It is isomorphic to the alternating group \mathfrak{A}_5 , and has presentation

$$\mathcal{I} = \langle g_2, g_3 : g_2^2 = g_3^3 = (g_2 g_3)^5 = e \rangle,$$

where g_2 and g_3 represent, geometrically, a two- and a three-fold rotation, respectively. The element $g_5 := g_2 g_3$ is a five-fold rotation, hence \mathcal{I} is non-crystallographic in \mathbb{R}^3 . Its character table is the following ($\tau := \frac{1}{2}(1 + \sqrt{5})$ denotes the golden ratio, and $\tau' := 1 - \tau$ its Galois conjugate):

Irrep	E	$C(g_5)$	$C(g_5^2)$	$C(g_2)$	$C(g_3)$
A	1	1	1	1	1
T_1	3	τ	τ'	-1	0
T_2	3	τ'	τ	-1	0
G	4	-1	-1	0	1
H	5	0	0	1	-1

The minimal crystallographic dimension of \mathcal{I} is six (cf. Definition 2.1) [21]; an explicit crystallographic representation $\tilde{\mathcal{I}}$ of \mathcal{I} is given by [22]:

$$\tilde{\mathcal{I}}(g_2) = \begin{pmatrix} 0 & 0 & 0 & 0 & 0 & 1 \\ 0 & 0 & 0 & 0 & 1 & 0 \\ 0 & 0 & -1 & 0 & 0 & 0 \\ 0 & 0 & 0 & -1 & 0 & 0 \\ 0 & 1 & 0 & 0 & 0 & 0 \\ 1 & 0 & 0 & 0 & 0 & 0 \end{pmatrix}, \quad \tilde{\mathcal{I}}(g_3) = \begin{pmatrix} 0 & 0 & 0 & 0 & 0 & 1 \\ 0 & 0 & 0 & 1 & 0 & 0 \\ 0 & -1 & 0 & 0 & 0 & 0 \\ 0 & 0 & -1 & 0 & 0 & 0 \\ 1 & 0 & 0 & 0 & 0 & 0 \\ 0 & 0 & 0 & 0 & 1 & 0 \end{pmatrix}. \quad (2)$$

There are three non-equivalent Bravais lattices in \mathbb{R}^6 left invariant by \mathcal{I} , classified in [21], namely the simple cubic (SC), body-centered cubic (BCC) and face-centered cubic lattice (FCC):

$$\begin{aligned}\mathcal{L}_{SC} &= \{\mathbf{x} = (x_1, \dots, x_6) : x_i \in \mathbb{Z}\}, \\ \mathcal{L}_{BCC} &= \left\{ \mathbf{x} = \frac{1}{2}(x_1, \dots, x_6) : x_i \in \mathbb{Z}, x_i = x_j \bmod 2, \forall i, j = 1, \dots, 6 \right\}, \\ \mathcal{L}_{FCC} &= \left\{ \mathbf{x} = \frac{1}{2}(x_1, \dots, x_6) : x_i \in \mathbb{Z}, \sum_{i=1}^6 x_i = 0 \bmod 2 \right\}.\end{aligned}$$

The point group of these three lattices coincide, and it is referred to as the *hyperoctahedral group* in six dimensions, and denoted by B_6 . $\widetilde{\mathcal{I}}$ leaves invariant two three-dimensional spaces, usually denoted as E^{\parallel} (the physical space) and E^{\perp} (the orthogonal space), both totally irrational with respect to any of the hypercubic lattices in \mathbb{R}^6 . The matrix $R \in O(6)$ given by

$$R = \frac{1}{\sqrt{2(2+\tau)}} \begin{pmatrix} \tau & 1 & 0 & \tau & 0 & 1 \\ 0 & \tau & 1 & -1 & \tau & 0 \\ -1 & 0 & \tau & 0 & -1 & \tau \\ 0 & -\tau & 1 & 1 & \tau & 0 \\ \tau & -1 & 0 & -\tau & 0 & 1 \\ 1 & 0 & \tau & 0 & -1 & -\tau \end{pmatrix}. \quad (3)$$

decomposes $\widetilde{\mathcal{I}}$ into irreducible representations, i.e.

$$\hat{\mathcal{I}} := R^{-1} \widetilde{\mathcal{I}} R = \rho_3 \oplus \rho'_3, \quad (4)$$

with $\rho_3 \simeq T_1$ and $\rho'_3 \simeq T_2$. The explicit forms of ρ_3 and ρ'_3 are given in Table 1. If $\pi^{\parallel} : \mathbb{R}^6 \rightarrow E^{\parallel}$ denotes the projection operator into the parallel space (and π^{\perp} the corresponding orthogonal projection), we have, by linear algebra:

$$R^{-1} = \begin{pmatrix} \pi^{\parallel} \\ \pi^{\perp} \end{pmatrix}, \quad (5)$$

This setup allows the construction of icosahedral quasicrystals via the cut-and-project scheme:

$$\begin{array}{ccc} E^{\parallel} & \xleftarrow{\pi^{\parallel}} & E^{\parallel} \oplus E^{\perp} & \xrightarrow{\pi^{\perp}} & E^{\perp} \\ & & \cup & & \\ & & \mathcal{L} & & \end{array}$$

where \mathcal{L} is one of the hypercubic lattices in \mathbb{R}^6 . Specifically, we follow [4] and consider as window W the projection into the orthogonal space of the Voronoi cell $\mathcal{V}(\mathbf{0})$ of the origin, i.e. $W = \pi^{\perp}(\mathcal{V}(\mathbf{0}))$. Then the model set (cf. [6])

$$\Sigma(W) := \{\pi^{\parallel}(\mathbf{v}) : \mathbf{v} \in \mathcal{L}, \pi^{\perp}(\mathbf{v}) \in W\} \quad (6)$$

defines a quasicrystal in \mathbb{R}^3 with icosahedral symmetry [4, 22, 27]; in a similar way, icosahedral tilings of the space can be obtained with the dualisation method [4, 12, 27].

In order to define structural transitions between icosahedral model sets with the Schur rotation method, we consider the classification of the crystallographic representations of \mathcal{I} embedded in B_6 and the subsequent subgroup structure analysis provided by [22]. Specifically, the crystallographic representations of \mathcal{I} form a unique conjugacy class of subgroups of B_6 , which we denote by $C_{B_6}(\widetilde{\mathcal{I}})$, whose order is 192, and whose representative is given by (2). Let \mathcal{G} be a maximal subgroup

Generator	Irrep $\rho_3 \simeq T_1$	Irrep $\rho'_3 \simeq T_2$
g_2	$\frac{1}{2} \begin{pmatrix} \tau-1 & 1 & \tau \\ 1 & -\tau & \tau-1 \\ \tau & \tau-1 & -1 \end{pmatrix}$	$\frac{1}{2} \begin{pmatrix} \tau-1 & -\tau & -1 \\ -\tau & -1 & \tau-1 \\ -1 & \tau-1 & -\tau \end{pmatrix}$
g_3	$\frac{1}{2} \begin{pmatrix} \tau & \tau-1 & 1 \\ 1-\tau & -1 & \tau \\ 1 & -\tau & 1-\tau \end{pmatrix}$	$\frac{1}{2} \begin{pmatrix} -1 & 1-\tau & -\tau \\ \tau-1 & \tau & -1 \\ \tau & -1 & 1-\tau \end{pmatrix}$

Table 1: Explicit forms of the irreps ρ_3 and ρ'_3 with $\tilde{\mathcal{I}} \simeq \rho_3 \oplus \rho'_3$.

of the icosahedral group \mathcal{I} , namely the tetrahedral group \mathcal{T} or the dihedral groups \mathcal{D}_{10} and \mathcal{D}_6 , and let $\tilde{\mathcal{G}}$ be a crystallographic representation of \mathcal{G} embedded into the hyperoctahedral group B_6 . Without loss of generality, we consider $\tilde{\mathcal{G}}$ as a subgroup of the crystallographic representation $\tilde{\mathcal{I}}$ given in (2); let $C_{B_6}(\tilde{\mathcal{G}})$ denote the conjugacy class of $\tilde{\mathcal{G}}$ in B_6 . We have the following (for the proof, see [22]):

Proposition 2.1. *Let \mathcal{G} be a maximal subgroup of \mathcal{I} . Then for every $P \in C_{B_6}(\tilde{\mathcal{G}})$ there exist exactly two crystallographic representations of \mathcal{I} , $\mathcal{H}_1, \mathcal{H}_2 \in C_{B_6}(\tilde{\mathcal{I}})$, such that $P = \mathcal{H}_1 \cap \mathcal{H}_2$.*

We point out that in the case of achiral icosahedral symmetry, the symmetry group to be considered is the Coxeter group H_3 [31]. Due to the isomorphism $H_3 \simeq \mathcal{I} \times \mathbb{Z}_2$, the representation theory of H_3 easily follows from this direct product structure. In particular, the representation $\mathcal{H}_3 := \tilde{\mathcal{I}} \otimes \Gamma$, where $\Gamma = \{1, -1\}$ is the non-trivial irreducible representation of \mathbb{Z}_2 , is a six-dimensional crystallographic representation of H_3 in the sense of Definition 2.1. Therefore, all the analysis developed in the following still holds for achiral model sets and arrays.

3 Schur rotations between icosahedral structures

In this section we define structural transitions between icosahedral quasicrystals and finite point arrays using the Schur rotation method, and prove the connection with the Bain strain method described in [27].

Let $\tilde{\mathcal{G}}$ be a representation of a maximal subgroup \mathcal{G} of \mathcal{I} , which is a matrix subgroup of $\tilde{\mathcal{I}}$ given in (2). By Proposition 2.1, there exists a unique crystallographic representation of \mathcal{I} in B_6 , which we denote by $\tilde{\mathcal{I}}_{\mathcal{G}}$, such that $\tilde{\mathcal{G}}$ is a subgroup of $\tilde{\mathcal{I}}$ and $\tilde{\mathcal{I}}_{\mathcal{G}}$, i.e. $\tilde{\mathcal{G}} = \tilde{\mathcal{I}} \cap \tilde{\mathcal{I}}_{\mathcal{G}}$. The matrix R in (3), which reduces $\tilde{\mathcal{I}}$ into irreps as in (4), decomposes the representation $\tilde{\mathcal{G}}$ as follows:

$$\hat{\mathcal{G}} := R^{-1} \tilde{\mathcal{G}} R = \mathcal{G}_1 \oplus \mathcal{G}_2, \quad (7)$$

where \mathcal{G}_1 and \mathcal{G}_2 are matrix subgroups of the irreps ρ_3 and ρ'_3 given in Table 1, respectively. Notice that \mathcal{G}_1 and \mathcal{G}_2 are not necessarily irreducible representations of $\tilde{\mathcal{G}}$.

The matrix R in general does not reduce the representation $\tilde{\mathcal{I}}_{\mathcal{G}}$, since the subspaces E^{\parallel} and E^{\perp} , which are invariant under $\tilde{\mathcal{I}}$, are not necessarily invariant under $\tilde{\mathcal{I}}_{\mathcal{G}}$. Let us denote by $R_{\mathcal{G}} \in O(6)$ the orthogonal matrix that reduces $\tilde{\mathcal{I}}_{\mathcal{G}}$ into irreps, i.e.

$$\hat{\mathcal{I}}_{\mathcal{G}} := R_{\mathcal{G}}^{-1} \tilde{\mathcal{I}}_{\mathcal{G}} R_{\mathcal{G}} \simeq T_1 \oplus T_2,$$

where T_1 and T_2 are the two non-equivalent three-dimensional irreps of \mathcal{I} . This matrix carries the bases of a physical and a parallel space which are invariant under $\tilde{\mathcal{I}}_{\mathcal{G}}$. We denote these spaces by

$E_{\mathcal{G}}^{\parallel}$ and $E_{\mathcal{G}}^{\perp}$, respectively, and we write $\pi_{\mathcal{G}}^{\parallel}$ and $\pi_{\mathcal{G}}^{\perp}$ for the corresponding projections. By (5), we have

$$R_{\mathcal{G}}^{-1} = \begin{pmatrix} \pi_{\mathcal{G}}^{\parallel} \\ \pi_{\mathcal{G}}^{\perp} \end{pmatrix}.$$

The matrix $R_{\mathcal{G}}$ is in general not unique. With a suitable choice of the basis vectors constituting the columns of $R_{\mathcal{G}}$, we assume $\det(R_{\mathcal{G}})$ and $\det(R)$ have the same sign, i.e. R and $R_{\mathcal{G}}$ belong to the same connected component of $O(6)$. Furthermore, since $\widetilde{\mathcal{G}}$ is a common subgroup of $\widetilde{\mathcal{I}}$ and $\widetilde{\mathcal{I}}_{\mathcal{G}}$, it is possible to choose $R_{\mathcal{G}} \in O(6)$ such that $\widehat{\mathcal{G}} = \widehat{\mathcal{I}} \cap \widehat{\mathcal{H}}_{\mathcal{G}}$, i.e.

$$R^{-1}GR = R_{\mathcal{G}}^{-1}GR_{\mathcal{G}}, \quad \forall G \in \widetilde{\mathcal{G}} \Rightarrow (R_{\mathcal{G}}R^{-1})^{-1}G(R_{\mathcal{G}}R^{-1}) = G, \quad \forall G \in \widetilde{\mathcal{G}}. \quad (8)$$

Therefore $R_{\mathcal{G}}R^{-1}$ belongs to the centraliser of $\widetilde{\mathcal{G}}$ in $GL(6, \mathbb{R})$, i.e. the set

$$\mathcal{Z}(\widetilde{\mathcal{G}}, \mathbb{R}) := \{A \in GL(6, \mathbb{R}) : AG = GA, \quad \forall G \in \widetilde{\mathcal{G}}\}.$$

Hence there exists a matrix $M_{\mathcal{G}} \in \mathcal{Z}(\widetilde{\mathcal{G}}, \mathbb{R}) \cap O(6)$, denoted as the *Schur operator* related to \mathcal{G} , such that $R_{\mathcal{G}} = M_{\mathcal{G}}R$. Since R and $R_{\mathcal{G}}$ have determinants with equal signs by assumption, we have that $\det(M_{\mathcal{G}}) > 0$, hence $M_{\mathcal{G}}$ is a rotation in $SO(6)$. Let us consider a path

$$M_{\mathcal{G}}(t) : [0, 1] \longrightarrow \mathcal{Z}(\widetilde{\mathcal{G}}, \mathbb{R}) \cap SO(6) \quad (9)$$

that connects $M_{\mathcal{G}}$ to the identity matrix I_6 , i.e. $M_{\mathcal{G}}(0) = I_6$ and $M_{\mathcal{G}}(1) = M_{\mathcal{G}}$. Such a path is referred to as the *Schur rotation* associated with $\widetilde{\mathcal{G}}$. The name comes from Schur's Lemma in Representation Theory, that gives constraints on the matrices that commute with a representation of a group [32]. In Section 4 we prove the existence and determine the explicit forms of (9) for all the maximal subgroups of the icosahedral group.

Let us consider the path $R_{\mathcal{G}}(t) : [0, 1] \rightarrow O(6)$ defined by $R_{\mathcal{G}}(t) := M_{\mathcal{G}}(t)R$. For every $t \in [0, 1]$ the matrix $R_{\mathcal{G}}(t)$ encodes the basis of a physical space E_t^{\parallel} and an orthogonal space E_t^{\perp} that carry the representations \mathcal{G}_1 and \mathcal{G}_2 of \mathcal{G} as in (7) since

$$R_{\mathcal{G}}(t)^{-1}\widetilde{\mathcal{G}}R_{\mathcal{G}}(t) = R^{-1}M_{\mathcal{G}}(t)^{-1}\widetilde{\mathcal{G}}M_{\mathcal{G}}(t)R = R^{-1}\widetilde{\mathcal{G}}R = \mathcal{G}_1 \oplus \mathcal{G}_2. \quad (10)$$

In particular, we have $E_t^{\parallel} = M_{\mathcal{G}}(t)E^{\parallel}$ and $E_0^{\parallel} \equiv E^{\parallel}$, $E_1^{\parallel} \equiv E_{\mathcal{G}}^{\parallel}$ (and similarly for the orthogonal spaces). For $t \in [0, 1]$, the projections $\pi_t^{\parallel} : \mathbb{R}^6 \rightarrow E_t^{\parallel}$ and $\pi_t^{\perp} : \mathbb{R}^6 \rightarrow E_t^{\perp}$ are given by (compare with (5)):

$$\begin{pmatrix} \pi_t^{\parallel} \\ \pi_t^{\perp} \end{pmatrix} = R_{\mathcal{G}}^{-1}(t) = R^{-1}M_{\mathcal{G}}(t)^{-1} = \begin{pmatrix} \pi^{\parallel} \\ \pi^{\perp} \end{pmatrix} M_{\mathcal{G}}(t)^{-1} = \begin{pmatrix} \pi^{\parallel} M_{\mathcal{G}}(t)^{-1} \\ \pi^{\perp} M_{\mathcal{G}}(t)^{-1} \end{pmatrix}. \quad (11)$$

With this setup, we can define structural transitions between icosahedral quasicrystals that keep the symmetry encoded by \mathcal{G} preserved. Specifically, let \mathcal{L} be one of the three hypercubic lattices in \mathbb{R}^6 described in Section 2, and let $\Sigma(W)$ be the icosahedral model set as in (6). Let us then consider, for all $t \in [0, 1]$, the projection $W_t := \pi_t^{\parallel}(\mathcal{V}(\mathbf{0}))$ of $\mathcal{V}(\mathbf{0})$ into the space E_t^{\perp} . We define the family of model sets

$$\Sigma_t \equiv \Sigma(W_t) := \{\pi_t^{\parallel}(\mathbf{v}) : \mathbf{v} \in \mathcal{L}, \pi_t^{\perp}(\mathbf{v}) \in W_t\}. \quad (12)$$

By construction, $\Sigma_0 \equiv \Sigma(W)$ and Σ_1 possess icosahedral symmetry, whereas the intermediate states Σ_t , for $t \in (0, 1)$, display \mathcal{G} -symmetry since, by (10):

$$\pi_t^{\parallel}(\widetilde{\mathcal{G}}\mathbf{v}) = \mathcal{G}_1\pi_t^{\parallel}(\mathbf{v}), \quad \forall t \in (0, 1). \quad (13)$$

Hence, the Schur rotation $M_{\mathcal{G}}(t)$ as in (9) defines a continuous transformation of the model set $\Sigma(W)$ into another icosahedral quasilattice, where \mathcal{G} -symmetry is preserved. We point out that, in the higher dimensional space, the lattice \mathcal{L} is *fixed* and the transformation is induced by the rotation of the physical and orthogonal spaces (see Figure 1). The angle(s) of rotation correspond(s) to the degree(s) of freedom of the transformation, and can be chosen as the *order parameter(s)* of the transition in the framework of the Landau theory [16].

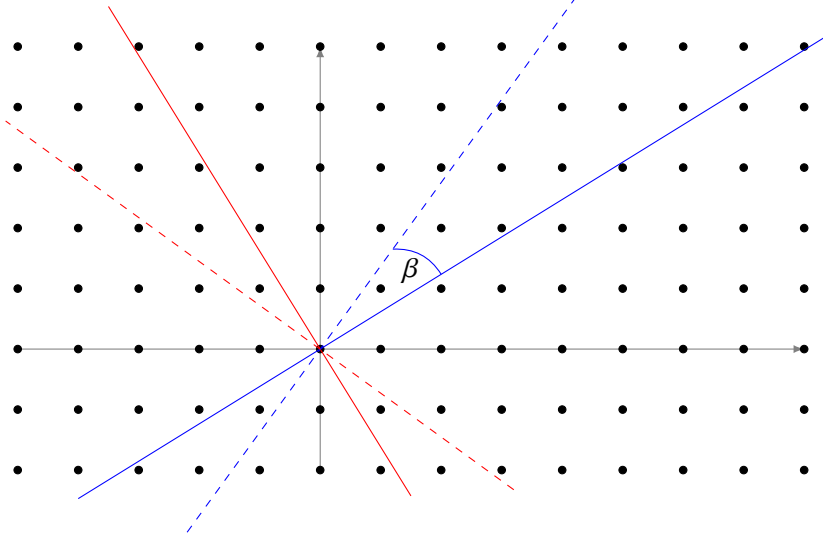


Figure 1: Illustration of the Schur rotation for a one-dimensional quasicrystal. The physical space (straight line in red) and the orthogonal space (straight line in blue) undergo a rotation of an angle β , resulting in the new physical and orthogonal spaces (dashed lines). The two-dimensional lattice remains fixed throughout the rotation.

Transitions of finite icosahedral point sets. In the context of virology and carbon chemistry, the arrangements of viral proteins and carbon atoms in fullerenes are modeled via finite point sets (arrays) with icosahedral symmetry. The method developed here can also be applied to analyse structural transitions between icosahedral arrays, creating finite point sets via projection, as opposed to the infinite ones generated by the cut-and-project scheme, at every time t of the transformation. Indeed, let $C = \{\pi^{\parallel}(\mathbf{v}_i) : \mathbf{v}_i \in \mathcal{L}, i = 1, \dots, n\}$ be a finite point set in E^{\parallel} , obtained via the projection of points of a hypercubic lattice \mathcal{L} in \mathbb{R}^6 . Let us assume that C is closed under the action of the irrep ρ_3 of \mathcal{I} (cf. (4)), i.e. $\rho_3 C \subseteq C$. The projection operators π_t^{\parallel} given in (11) can be used to define a family of arrays C_t , for $t \in [0, 1]$, given by:

$$C_t := \{\pi_t^{\parallel}(\mathbf{v}_i) : \mathbf{v}_i \in C, i = 1, \dots, n\}. \quad (14)$$

It follows from (13) that the point sets C_t are invariant under the representation \mathcal{G}_1 of \mathcal{G} (cf. (7)) for all $t \in (0, 1)$, and moreover possess icosahedral symmetry for $t = 0$ and $t = 1$. We refer to [11] for a detailed method for the construction of finite nested icosahedral point sets via projection, in connection with the structure of viral capsids.

Connection with the Bain strain method. In crystallography and condensed matter physics, the concept of Bain strain relates to deformations of three-dimensional lattices that keep some symmetry preserved, described by a common subgroup of the point groups of the lattices which constitute the initial and final states [29]. Indelicato *et al.* [27, 28] provided a higher-dimensional generalisation of the Bain strain for lattices in \mathbb{R}^n . In this context, given two lattices \mathcal{L}_0 and \mathcal{L}_1 with generator matrices B_0 and B_1 , respectively, and a subgroup \mathcal{H} of $\mathcal{P}(\mathcal{L}_0)$ and $\mathcal{P}(\mathcal{L}_1)$, a transition between \mathcal{L}_0 and \mathcal{L}_1 with symmetry \mathcal{H} is a path $B(t) : [0, 1] \rightarrow GL(n, \mathbb{R})$ such that, if \mathcal{L}_t denotes the intermediate lattice with generator matrix $B(t)$, then $\mathcal{H} \subseteq \mathcal{P}(\mathcal{L}_t)$, for all $t \in [0, 1]$. If \mathcal{L}_0 and \mathcal{L}_1 are 6D hypercubic lattices, and $\mathcal{H} = \widetilde{\mathcal{G}}$ a maximal subgroup of $\widetilde{\mathcal{I}}$, then $B(t)$ induces a continuous transformation

$$\widetilde{\Sigma}_t := \{\pi^{\parallel}(\mathbf{v}_t) : \pi^{\perp}(\mathbf{v}_t) \in \pi^{\perp}(\mathcal{V}_t(\mathbf{0}))\}, \quad (15)$$

where $\mathbf{v}_t := B(t)\mathbf{m}$, $\mathbf{m} \in \mathbb{Z}^6$, is a point in the intermediate lattice \mathcal{L}_t , and $\mathcal{V}_t(\mathbf{0})$ denotes the Voronoi cell of \mathcal{L}_t at the origin. The symmetry identified by \mathcal{G} is preserved since $\mathcal{G}_1\pi^\parallel(\mathbf{v}_t) = \pi^\parallel(\widetilde{\mathcal{G}}\mathbf{v}_t)$, and $\widetilde{\mathcal{G}}\mathbf{v}_t \in \mathcal{L}_t$ since $\widetilde{\mathcal{G}} \subseteq \mathcal{P}(\mathcal{L}_t)$ for all $t \in [0, 1]$. We notice that in this approach the lattice undergoes a transformation, whereas the physical and orthogonal spaces remain fixed.

As already pointed out in [27], the Schur rotation and the generalised Bain strain are related. This can easily be proved with the mathematics developed so far. In particular, if $M_{\mathcal{G}}(t)$ is a Schur rotation associated with \mathcal{G} as in (9), let us define the path $\hat{B}(t) : [0, 1] \rightarrow GL(6, \mathbb{R})$ as

$$\hat{B}(t) := M_{\mathcal{G}}(t)^{-1}B_0. \quad (16)$$

We have, using (11),

$$\pi^\parallel(\hat{B}(t)) = \pi^\parallel(M_{\mathcal{G}}(t)^{-1}B_0) = \pi_t^\parallel(B_0),$$

and similarly for π_t^\perp . Therefore

$$\widetilde{\Sigma}_t = \left\{ \pi^\parallel(\mathbf{v}_t) : \pi^\perp(\mathbf{v}_t) \in \pi^\perp(\mathcal{V}_t(\mathbf{0})) \right\} = \left\{ \pi_t^\parallel(B_0\mathbf{m}) : \pi_t^\perp(B_0\mathbf{m}) \in \pi_t^\perp(\mathcal{V}(\mathbf{0})) \right\} = \Sigma_t,$$

and moreover $\widetilde{\mathcal{G}} \subseteq \mathcal{P}(\mathcal{L}_t)$, since $\mathcal{P}(\hat{B}(t)) = M_{\mathcal{G}}^{-1}(t)\mathcal{P}(B_0)M_{\mathcal{G}}(t)$ (this is true since, for every lattice \mathcal{L} in \mathbb{R}^n with generator matrix B , $\mathcal{P}(RB) = R\mathcal{P}(B)R^{-1}$, for $R \in O(n)$ [29]) and $M_{\mathcal{G}}(t) \in \mathbb{Z}(\widetilde{\mathcal{G}}, \mathbb{R})$ for all t . Hence the Schur rotation is equivalent to a Bain strain transformation between *congruent* lattices, i.e. whose bases are related via a rotation [33]. The advantage of the former is that the use of Schur's Lemma and tools from representation theory can be used in the computation and allow a characterisation of such transitions in a purely group theoretical framework.

4 Computations and applications

In this section we compute the Schur rotations for the maximal subgroups of the icosahedral group, and discuss applications and specific examples. It follows from Section 3 that the crucial point is the computation of the matrix groups $\mathcal{Z}(\widetilde{\mathcal{G}}, \mathbb{R}) \cap SO(6)$, where $\widetilde{\mathcal{G}} \subseteq \widetilde{\mathcal{I}}$ is a representation of \mathcal{G} in B_6 . To this aim, we first focus on the group $\mathcal{Z}(\hat{\mathcal{G}}, \mathbb{R}) \cap SO(6)$, which consists of all the rotations in $SO(6)$ that commute with the matrices constituting the *reduced* representation $\hat{\mathcal{G}}$. A matrix in this group can be easily computed using Schur's Lemma [32]; the group $\mathcal{Z}(\widetilde{\mathcal{G}}, \mathbb{R}) \cap SO(6)$ then easily follows since the following holds (see [30]):

$$\mathcal{Z}(\hat{\mathcal{G}}, \mathbb{R}) = \mathcal{Z}(R^{-1}\widetilde{\mathcal{G}}R, \mathbb{R}) = R^{-1}\mathcal{Z}(\widetilde{\mathcal{G}}, \mathbb{R})R. \quad (17)$$

We now consider in detail the computations and examples for each maximal subgroup of the icosahedral group.

4.1 Tetrahedral group \mathcal{T}

The tetrahedral group \mathcal{T} is the rotational symmetry group of a tetrahedron, generated by a two-fold rotation g_2 and a three-fold rotation g_{3d} such that $g_2^2 = g_{3d}^3 = (g_2g_{3d})^3 = e$. It is isomorphic to the alternating group \mathfrak{A}_4 and its character table is given by (cf. [32]):

Irrep	$C(e)$	$4C_3$	$4C_3^2$	$3C_2$
A	1	1	1	1
E_1	1	ω	ω^2	1
E_2	1	ω^2	ω	1
T	3	0	0	-1

where $\omega = e^{\frac{2\pi i}{3}}$. Note that the representations E_1 and E_2 are complex, while their direct sum $E := E_1 \oplus E_2$ is real and irreducible in $GL(2, \mathbb{R})$. An explicit representation $\widetilde{\mathcal{T}}$ of \mathcal{T} , which is a subgroup of $\widetilde{\mathcal{I}}$, is given by

$$\widetilde{\mathcal{T}} = \left\langle \begin{pmatrix} 0 & 0 & 0 & 0 & 0 & 1 \\ 0 & 0 & 0 & 0 & 1 & 0 \\ 0 & 0 & -1 & 0 & 0 & 0 \\ 0 & 0 & 0 & -1 & 0 & 0 \\ 0 & 1 & 0 & 0 & 0 & 0 \\ 1 & 0 & 0 & 0 & 0 & 0 \end{pmatrix}, \begin{pmatrix} 0 & 1 & 0 & 0 & 0 & 0 \\ 0 & 0 & 0 & -1 & 0 & 0 \\ 0 & 0 & 0 & 0 & 0 & -1 \\ -1 & 0 & 0 & 0 & 0 & 0 \\ 0 & 0 & 1 & 0 & 0 & 0 \\ 0 & 0 & 0 & 0 & -1 & 0 \end{pmatrix} \right\rangle.$$

This representation can be found with the aid of the software GAP [34], which is designed for problems in computational group theory (see [22] for more details). All the subsequent group theoretical computations were performed in GAP.

The matrix R as in (3) is such that

$$\widehat{\mathcal{T}} := R^{-1} \widetilde{\mathcal{T}} R = \Gamma_1 \oplus \Gamma_2, \quad (18)$$

where Γ_1 and Γ_2 are matrix subgroups of ρ_3 and ρ'_3 as in (4), respectively, and both are equivalent to the irrep T of \mathcal{T} . Due to this equivalence, there exists a matrix $Q \in GL(3, \mathbb{R})$ such that $Q^{-1} \Gamma_2 Q = \Gamma_1$. The explicit forms of Γ_1 , Γ_2 and Q are given in Table 2. Note that Q can be chosen to be orthogonal. Let us define $\widehat{Q} := I_3 \oplus Q \in O(6, \mathbb{R})$, where I_3 denotes the 3×3 identity matrix; then we have

$$\overline{\mathcal{T}} := \widehat{Q}^{-1} \widehat{\mathcal{T}} \widehat{Q} = \Gamma_1 \oplus \Gamma_1. \quad (19)$$

We consider the set $\mathcal{Z}(\overline{\mathcal{T}}, \mathbb{R}) \cap SO(6)$. Writing a matrix N in this group as

$$N = \begin{pmatrix} N_1 & N_2 \\ N_3 & N_4 \end{pmatrix},$$

where N_i are 3×3 matrices, for $i = 1, \dots, 4$, we impose $N \overline{\mathcal{T}} = \overline{\mathcal{T}} N$, i.e. $N(\Gamma_1 \oplus \Gamma_1) = (\Gamma_1 \oplus \Gamma_1) N$. Using Schur's Lemma and imposing orthogonality, we obtain

$$N = N(\beta) = \begin{pmatrix} \cos(\beta) I_3 & -\sin(\beta) I_3 \\ \sin(\beta) I_3 & \cos(\beta) I_3 \end{pmatrix},$$

where β belongs to the unit circle S^1 . Notice that $N(\alpha)N(\beta) = N(\alpha + \beta)$. Putting together (19) and (17) we obtain

$$\mathcal{Z}(\overline{\mathcal{T}}, \mathbb{R}) \cap SO(6) = \left\{ (R \widehat{Q}) N(\beta) (R \widehat{Q})^{-1} : N(\beta) = \begin{pmatrix} \cos(\beta) I_3 & -\sin(\beta) I_3 \\ \sin(\beta) I_3 & \cos(\beta) I_3 \end{pmatrix}, \beta \in S^1 \right\}.$$

It follows that the group $\mathcal{Z}(\overline{\mathcal{T}}, \mathbb{R}) \cap SO(6)$ is isomorphic to S^1 , hence it is a compact and connected Lie group. Therefore, the angle $\beta \in S^1$ can be chosen as an order parameter for the transitions with tetrahedral symmetry.

In order to compute the Schur rotations between icosahedral quasicrystals with \mathcal{T} -symmetry, we need to fix the boundary conditions, i.e. imposing the end and the start of the transition to have icosahedral symmetry. In particular, we consider the crystallographic representation $\widetilde{\mathcal{I}}_{\mathcal{T}}$ of \mathcal{I} with the property that $\widetilde{\mathcal{T}} = \widetilde{\mathcal{I}} \cap \widetilde{\mathcal{I}}_{\mathcal{T}}$:

$$\widetilde{\mathcal{I}}_{\mathcal{T}} = \left\langle \begin{pmatrix} 0 & 0 & 0 & -1 & 0 & 0 \\ 0 & 0 & 0 & 0 & 0 & -1 \\ 0 & 0 & -1 & 0 & 0 & 0 \\ -1 & 0 & 0 & 0 & 0 & 0 \\ 0 & 0 & 0 & 0 & -1 & 0 \\ 0 & -1 & 0 & 0 & 0 & 0 \end{pmatrix}, \begin{pmatrix} 0 & 0 & 0 & -1 & 0 & 0 \\ 0 & 0 & 0 & 0 & -1 & 0 \\ 0 & -1 & 0 & 0 & 0 & 0 \\ 0 & 0 & 0 & 0 & 0 & 1 \\ 0 & 0 & 1 & 0 & 0 & 0 \\ -1 & 0 & 0 & 0 & 0 & 0 \end{pmatrix} \right\rangle.$$

Generator	Irrep Γ_1	Irrep Γ_2
g_2	$\frac{1}{2} \begin{pmatrix} \tau-1 & 1 & \tau \\ 1 & -\tau & \tau-1 \\ \tau & \tau-1 & -1 \end{pmatrix}$	$\frac{1}{2} \begin{pmatrix} \tau-1 & -\tau & -1 \\ -\tau & -1 & \tau-1 \\ -1 & \tau-1 & -\tau \end{pmatrix}$
g_{3d}	$\frac{1}{2} \begin{pmatrix} 1-\tau & 1 & \tau \\ 1 & \tau & 1-\tau \\ -\tau & \tau-1 & -1 \end{pmatrix}$	$\frac{1}{2} \begin{pmatrix} 1-\tau & \tau & -1 \\ -\tau & -1 & 1-\tau \\ -1 & \tau-1 & \tau \end{pmatrix}$
$Q = \frac{1}{4} \begin{pmatrix} 3-\tau & 1 & \tau+2 \\ -\tau-2 & 3-\tau & 1 \\ -1 & -\tau-2 & 3-\tau \end{pmatrix}$		

Table 2: Explicit forms of the irreps Γ_1 and Γ_2 of the tetrahedral group and the matrix $Q \in O(3)$ such that $Q^{-1}\Gamma_2Q = \Gamma_1$ (cf. (18)).

Given $M_{\mathcal{T}}(\beta) \in \mathcal{Z}(\widetilde{\mathcal{T}}, \mathbb{R}) \cap SO(6)$, we consider the matrix $R_{\mathcal{T}}(\beta) := M_{\mathcal{T}}(\beta)R \in O(6)$ and impose

$$R_{\mathcal{T}}(\beta)^{-1} \widetilde{\mathcal{I}}_{\mathcal{T}} R_{\mathcal{T}}(\beta) \simeq T_1 \oplus T_2. \quad (20)$$

We solve (20) with respect to β ; in other words, we look for angles $\hat{\beta} \in S^1$ such that the corresponding matrix $R_{\mathcal{T}}(\hat{\beta})$ decomposes into irreps of the representation $\widetilde{\mathcal{I}}_{\mathcal{T}}$. Specifically, let M_2 and M_3 denote the generators of $\widetilde{\mathcal{I}}_{\mathcal{T}}$, and let us define the matrices $K_j(\beta) := R_{\mathcal{T}}(\beta)^{-1} M_j R_{\mathcal{T}}(\beta)$, for $j = 2, 3$. Condition (20) is then equivalent to the following system of 36 equations:

$$\begin{cases} (K_2(\beta))_{ij} = 0, (K_2(\beta))_{ji} = 0 \\ (K_3(\beta))_{ij} = 0, (K_3(\beta))_{ji} = 0 \end{cases} \quad (21)$$

for $i = 1, 2, 3$ and $j = 4, 5, 6$. The solutions of (21) are given by:

$$\hat{\beta} \in \left\{ -\arctan\left(\frac{1}{2}\right), -\arctan\left(\frac{1}{2}\right) + \pi, \arctan(2), \arctan(2) - \pi \right\} =: S_{\mathcal{T}}.$$

Hence the number of Schur operators associated with \mathcal{T} is finite; the elements in $S_{\mathcal{T}}$ provide all the possible boundary conditions for the analysis of transitions with \mathcal{T} -symmetry between icosahedral order. Specifically, since S^1 is connected, we can consider any path $\beta(t) : [0, 1] \rightarrow S^1$ that connects 0 with $\hat{\beta} \in S_{\mathcal{T}}$, i.e. $\beta(0) = 0$ and $\beta(1) = \hat{\beta}$. Then the corresponding Schur rotation $M_{\mathcal{T}}(t)$ is given by $M_{\mathcal{T}}(\beta) \circ \beta(t) = M_{\mathcal{T}}(\beta(t)) : [0, 1] \rightarrow \mathcal{Z}(\widetilde{\mathcal{T}}, \mathbb{R}) \cap SO(6)$.

Example: tetrahedral transition with an intermediate cubic lattice. We consider as an explicit example of a tetrahedral transition the path $\beta(t) = \hat{\beta}t$, that connects 0 with $\hat{\beta} = -\arctan\left(\frac{1}{2}\right)$. The lattice \mathcal{L} in \mathbb{R}^6 is taken as the simple cubic lattice with the standard basis in \mathbb{R}^6 . The matrix $R_{\mathcal{T}}(t) = M_{\mathcal{T}}(\hat{\beta}t)R$ encodes the projections π_i^{\parallel} and π_i^{\perp} as in (11), that define the family of model sets Σ_t as in (12). In Figure 2 we show a patch of the resulting quasilattices for $t = 0, 0.5$ and 1. These are very interesting results; indeed, the starting and final states display icosahedral aperiodicity, as expected by the boundary conditions, while for $t = 0.5$ the corresponding structure is actually a three-dimensional lattice, i.e. it is periodic. Hence such a transition has an intermediate periodic order, which is in accordance to the previous result by Kramer [23]. From a group theoretical point of view, this implies that there exists a subgroup of B_6 isomorphic to the octahedral group O (i.e. the symmetry group of a cube, with order 48), which contains $\widetilde{\mathcal{T}}$ as a subgroup.

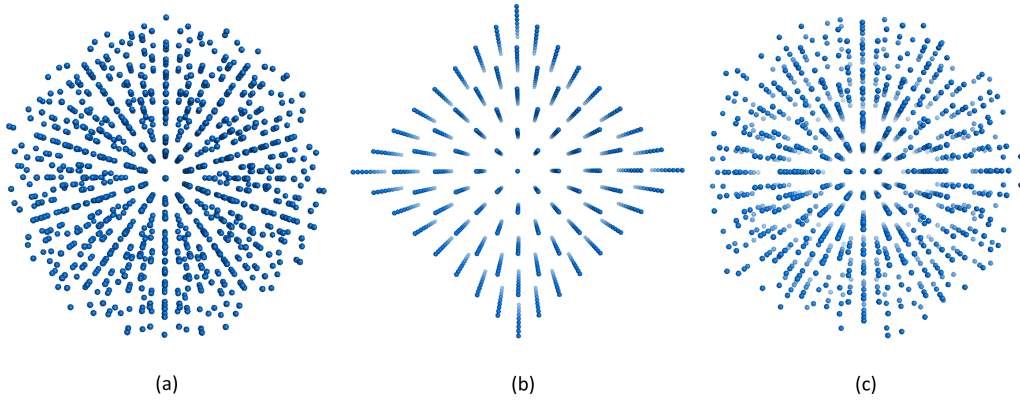


Figure 2: Example of a transition with tetrahedral symmetry. The model sets in (a) and (c) correspond to the starting and final states, respectively, and display icosahedral symmetry. The intermediate state in (b) exhibits octahedral symmetry and defines a three-dimensional cubic lattice.

4.2 Dihedral group \mathcal{D}_{10}

The dihedral group \mathcal{D}_{10} is generated by two elements g_{2d} and g_{5d} such that $g_{2d}^2 = g_{5d}^5 = (g_{2d}g_{5d})^2 = e$. Its character table is as follows [32]:

Irrep	E	$2C_5$	$2C_5^2$	$5C_2$
A_1	1	1	1	1
A_2	1	1	1	-1
E_1	2	$\tau - 1$	$-\tau$	0
E_2	2	$-\tau$	$\tau - 1$	0

An explicit representation $\widetilde{\mathcal{D}}_{10}$ as a matrix subgroup of $\widetilde{\mathcal{I}}$ is given by

$$\widetilde{\mathcal{D}}_{10} = \left\langle \begin{pmatrix} 0 & 0 & 0 & 0 & 0 & -1 \\ 0 & -1 & 0 & 0 & 0 & 0 \\ 0 & 0 & 0 & 1 & 0 & 0 \\ 0 & 0 & 1 & 0 & 0 & 0 \\ 0 & 0 & 0 & 0 & -1 & 0 \\ -1 & 0 & 0 & 0 & 0 & 0 \end{pmatrix}, \begin{pmatrix} 0 & 0 & 0 & 0 & 0 & 1 \\ 0 & 1 & 0 & 0 & 0 & 0 \\ 0 & 0 & 0 & 0 & -1 & 0 \\ -1 & 0 & 0 & 0 & 0 & 0 \\ 0 & 0 & 0 & 1 & 0 & 0 \\ 0 & 0 & 1 & 0 & 0 & 0 \end{pmatrix} \right\rangle.$$

In order to compute the Schur rotations associated with \mathcal{D}_{10} , we proceed in a similar way as in the tetrahedral case. The projection matrix R in (3) decomposes $\widetilde{\mathcal{D}}_{10}$ as

$$\hat{\mathcal{D}}_{10} := R^{-1}\widetilde{\mathcal{D}}_{10}R = D_1 \oplus D_2, \quad (22)$$

where D_1 and D_2 are matrix subgroups of ρ_3 and ρ'_3 , respectively, that are *reducible* representations of \mathcal{D}_{10} . In particular, from its character table we have that $D_1 \simeq A_2 \oplus E_1$ and $D_2 \simeq A_2 \oplus E_2$ in $GL(3, \mathbb{R})$. In order to find the Schur operators for \mathcal{D}_{10} , we first reduce D_1 and D_2 into irreps, using tools from the representation theory of finite groups (see, for example, [35]). In particular, we determine two orthogonal matrices, P_1 and P_2 , such that

$$\hat{D}_1 := P_1^{-1}D_1P_1 \simeq A_2 \oplus E_1, \quad \hat{D}_2 := P_2^{-1}D_2P_2 \simeq A_2 \oplus E_2. \quad (23)$$

The explicit forms of D_1 , D_2 , P_1 and P_2 are given in Table 3. The matrix $Z := P_1 \oplus P_2$ is such that (cf. (22)):

$$Z^{-1}(R^{-1}\widetilde{\mathcal{D}}_{10}R)Z = Z^{-1}\hat{\mathcal{D}}_{10}Z = \hat{D}_1 \oplus \hat{D}_2 =: \overline{\mathcal{D}}_{10}.$$

Generator	Rep. D_1	Rep. D_2
g_{2d}	$\frac{1}{2} \begin{pmatrix} -\tau & \tau-1 & -1 \\ \tau-1 & -1 & -\tau \\ -1 & -\tau & \tau-1 \end{pmatrix}$	$\frac{1}{2} \begin{pmatrix} -1 & \tau-1 & \tau \\ \tau-1 & -\tau & 1 \\ \tau & 1 & \tau-1 \end{pmatrix}$
g_{5d}	$\frac{1}{2} \begin{pmatrix} \tau-1 & -1 & \tau \\ 1 & \tau & \tau-1 \\ -\tau & \tau-1 & 1 \end{pmatrix}$	$\frac{1}{2} \begin{pmatrix} 1-\tau & -\tau & -1 \\ -\tau & 1 & 1-\tau \\ 1 & \tau-1 & -\tau \end{pmatrix}$
	$P_1 = \begin{pmatrix} 0 & 1 & 0 \\ \sqrt{\frac{\tau+2}{5}} & 0 & \sqrt{\frac{3-\tau}{5}} \\ \frac{2\tau-1}{\sqrt{5(\tau+2)}} & 0 & \frac{1-2\tau}{\sqrt{5(3-\tau)}} \end{pmatrix}$	$P_2 = \begin{pmatrix} \sqrt{\frac{3-\tau}{5}} & \frac{2\tau-1}{\sqrt{5(3-\tau)}} & 0 \\ \frac{1-2\tau}{\sqrt{5(3-\tau)}} & \sqrt{\frac{3-\tau}{5}} & 0 \\ 0 & 0 & 1 \end{pmatrix}$

Table 3: Explicit forms of the representations D_1 and D_2 and the corresponding reducing matrices $P_1, P_2 \in GL(3, \mathbb{R})$ (cf. (3))

By Schur's Lemma, a matrix $M \in \mathcal{Z}(\widetilde{\mathcal{D}}_{10}, \mathbb{R}) \cap SO(6)$ must be of the form

$$M = M(\beta) = \begin{pmatrix} \cos(\beta) & 0 & 0 & -\sin(\beta) & 0 & 0 \\ 0 & 1 & 0 & 0 & 0 & 0 \\ 0 & 0 & 1 & 0 & 0 & 0 \\ \sin(\beta) & 0 & 0 & \cos(\beta) & 0 & 0 \\ 0 & 0 & 0 & 0 & 1 & 0 \\ 0 & 0 & 0 & 0 & 0 & 1 \end{pmatrix}.$$

Combining these results, we obtain

$$\mathcal{Z}(\widetilde{\mathcal{D}}_{10}, \mathbb{R}) \cap SO(6) = \{(RZ)M(\beta)(RZ)^{-1} : M(\beta) \in \mathcal{Z}(\widetilde{\mathcal{D}}_{10}, \mathbb{R}) \cap SO(6)\}.$$

Hence, as in the tetrahedral case, the group $\mathcal{Z}(\widetilde{\mathcal{D}}_{10}, \mathbb{R}) \cap SO(6)$ is isomorphic to S^1 and therefore the Schur rotations associated with \mathcal{D}_{10} are parameterised by an angle $\beta \in S^1$. As in the \mathcal{T} -case, in order to fix the boundary conditions of the transitions we consider the unique crystallographic representation $\widetilde{\mathcal{I}}_{\mathcal{D}_{10}}$ in B_6 such that $\widetilde{\mathcal{D}}_{10} = \widetilde{\mathcal{I}} \cap \widetilde{\mathcal{I}}_{\mathcal{D}_{10}}$, whose explicit form is

$$\widetilde{\mathcal{I}}_{\mathcal{D}_{10}} = \left\langle \begin{pmatrix} 0 & 0 & 0 & 0 & -1 & 0 \\ 0 & 0 & 0 & 1 & 0 & 0 \\ 0 & 0 & -1 & 0 & 0 & 0 \\ 0 & 1 & 0 & 0 & 0 & 0 \\ -1 & 0 & 0 & 0 & 0 & 0 \\ 0 & 0 & 0 & 0 & 0 & -1 \end{pmatrix}, \begin{pmatrix} 0 & 0 & 0 & 0 & -1 & 0 \\ 0 & 0 & -1 & 0 & 0 & 0 \\ 0 & 0 & 0 & 0 & 0 & 1 \\ 1 & 0 & 0 & 0 & 0 & 0 \\ 0 & 0 & 0 & -1 & 0 & 0 \\ 0 & -1 & 0 & 0 & 0 & 0 \end{pmatrix} \right\rangle.$$

Let $R_{\mathcal{D}_{10}}(\beta) := M_{\mathcal{D}_{10}}(\beta)R$, where $M_{\mathcal{D}_{10}}(\beta) \in \mathcal{Z}(\widetilde{\mathcal{D}}_{10}, \mathbb{R}) \cap SO(6)$. We impose

$$R_{\mathcal{D}_{10}}(\beta)^{-1} \widetilde{\mathcal{I}}_{\mathcal{D}_{10}} R_{\mathcal{D}_{10}}(\beta) \simeq T_1 \oplus T_2. \quad (24)$$

The corresponding system of equations (compare with (21)) has only one solution, namely $\hat{\beta} = \frac{\pi}{2}$. Hence any path $\beta_{\mathcal{D}_{10}}(t) : [0, 1] \rightarrow S^1$ connecting 0 with $\frac{\pi}{2}$ induces a Schur rotation as in (9) given by $M_{\mathcal{D}_{10}}(\beta) \circ \beta_{\mathcal{D}_{10}}(t) = M_{\mathcal{D}_{10}}(\beta_{\mathcal{D}_{10}}(t)) : [0, 1] \rightarrow \mathcal{Z}(\widetilde{\mathcal{D}}_{10}, \mathbb{R}) \cap SO(6)$. In Figure 3 we show the quasilattice corresponding to the intermediate state $\beta = \frac{\pi}{4}$.

4.3 Dihedral group \mathcal{D}_6

The dihedral group \mathcal{D}_6 is isomorphic to the symmetric group S_3 and is generated by two elements g_{2d} and g_3 such that $g_{2d}^2 = g_3^3 = (g_{2d}g_3)^2 = e$. Its character table is as follows (cf. [32]):




Figure 3: Patch of a quasilattice with \mathcal{D}_{10} -symmetry, obtained from the Schur rotation associated with \mathcal{D}_{10} and corresponding to the intermediate state $\beta = \frac{\pi}{4}$.

Irrep	E	$3C_2$	$2C_3$
A_1	1	1	1
A_2	1	-1	1
E	2	0	-1

In order to compute the Schur rotations associated with \mathcal{D}_6 , we proceed in complete analogy with \mathcal{D}_{10} . Indeed, let $\widetilde{\mathcal{D}}_6$ be the representation of \mathcal{D}_6 as a subgroup of $\widetilde{\mathcal{I}}$ given by

$$\widetilde{\mathcal{D}}_6 = \left\langle \begin{pmatrix} 0 & 0 & 0 & 0 & 0 & -1 \\ 0 & -1 & 0 & 0 & 0 & 0 \\ 0 & 0 & 0 & 1 & 0 & 0 \\ 0 & 0 & 1 & 0 & 0 & 0 \\ 0 & 0 & 0 & 0 & -1 & 0 \\ -1 & 0 & 0 & 0 & 0 & 0 \end{pmatrix}, \begin{pmatrix} 0 & 0 & 0 & 0 & 0 & 1 \\ 0 & 0 & 0 & 1 & 0 & 0 \\ 0 & -1 & 0 & 0 & 0 & 0 \\ 0 & 0 & -1 & 0 & 0 & 0 \\ 1 & 0 & 0 & 0 & 0 & 0 \\ 0 & 0 & 0 & 0 & 1 & 0 \end{pmatrix} \right\rangle.$$

The matrix R , given by (4), reduces this representation as

$$\hat{\mathcal{D}}_6 := R^{-1}\widetilde{\mathcal{D}}_6R = S_1 \oplus S_2, \quad (25)$$

where S_1 and S_2 are representations of \mathcal{D}_6 that are reducible. Specifically, they both split into $A_2 \oplus E$ in $GL(3, \mathbb{R})$, and therefore are equivalent in $GL(3, \mathbb{R})$. Using the projection operators given in [35], we identify two matrices R_1 and R_2 in $GL(3, \mathbb{R})$ that reduce into the same irreps S_1 and S_2 , i.e.

$$R_1^{-1}S_1R_1 = R_2^{-1}S_2R_2 \simeq A_2 \oplus E. \quad (26)$$

The explicit forms of such matrices are given in Table 4. Let V be the matrix in $GL(6, \mathbb{R})$ given by $V := R_1 \oplus R_2$. We have

$$\overline{\mathcal{D}}_6 := V^{-1}\hat{\mathcal{D}}_6V \simeq A_2 \oplus E \oplus A_2 \oplus E.$$

Schur's Lemma forces a matrix $P \in \mathcal{Z}(\overline{\mathcal{D}}_6, \mathbb{R}) \cap SO(6)$ to have the form

$$P = P(\alpha, \beta) = \begin{pmatrix} \cos(\alpha) & 0 & 0 & -\sin(\alpha) & 0 & 0 \\ 0 & \cos(\beta) & 0 & 0 & -\sin(\beta) & 0 \\ 0 & 0 & \cos(\beta) & 0 & 0 & -\sin(\beta) \\ \sin(\alpha) & 0 & 0 & \cos(\alpha) & 0 & 0 \\ 0 & \sin(\beta) & 0 & 0 & \cos(\beta) & 0 \\ 0 & 0 & \sin(\beta) & 0 & 0 & \cos(\beta) \end{pmatrix},$$

where $(\alpha, \beta) \in S^1 \times S^1$. Hence

$$\mathcal{Z}(\overline{\mathcal{D}}_6, \mathbb{R}) \cap SO(6) = \{(RV)P(\alpha, \beta)(RV)^{-1} : P(\alpha, \beta) \in \mathcal{Z}(\overline{\mathcal{D}}_6, \mathbb{R}) \cap SO(6)\}.$$

Generator	Rep. S_1	Rep. S_2
g_2	$\frac{1}{2} \begin{pmatrix} -\tau & \tau-1 & -1 \\ \tau-1 & -1 & -\tau \\ -1 & -\tau & \tau-1 \end{pmatrix}$	$\frac{1}{2} \begin{pmatrix} -1 & \tau-1 & \tau \\ \tau-1 & -\tau & 1 \\ \tau & 1 & \tau-1 \end{pmatrix}$
g_3	$\frac{1}{2} \begin{pmatrix} \tau & \tau-1 & 1 \\ 1-\tau & -1 & \tau \\ 1 & -\tau & 1-\tau \end{pmatrix}$	$\frac{1}{2} \begin{pmatrix} -1 & 1-\tau & -\tau \\ \tau-1 & \tau & -1 \\ \tau & -1 & 1-\tau \end{pmatrix}$
	$R_1 = \frac{1}{\sqrt{3}} \begin{pmatrix} \tau & 0 & 1-\tau \\ 0 & \sqrt{3} & 0 \\ \tau-1 & 0 & \tau \end{pmatrix}$	$R_2 = \frac{1}{\sqrt{3}} \begin{pmatrix} 0 & \sqrt{3} & 0 \\ \tau & 0 & 1-\tau \\ 1-\tau & 0 & -\tau \end{pmatrix}$

Table 4: Explicit forms of the representations S_1 and S_2 and the corresponding reducing matrices R_1 and $R_2 \in GL(3, \mathbb{R})$ (cf. (4))

Therefore, contrary to the other maximal subgroups of \mathcal{I} , the Schur rotations associated with \mathcal{D}_6 are parameterised by two angles belonging to a two-dimensional torus $\mathbb{T}^2 \simeq S^1 \times S^1$. In other words, the less symmetry is preserved during the transition, the more the physical and orthogonal space are free to rotate. As before, to fix the boundary conditions, we consider the representation $\widetilde{\mathcal{I}}_{\mathcal{D}_6}$ such that $\widetilde{\mathcal{D}}_6 = \widetilde{\mathcal{I}} \cap \widetilde{\mathcal{I}}_{\mathcal{D}_6}$:

$$\widetilde{\mathcal{I}}_{\mathcal{D}_6} = \left\langle \begin{pmatrix} 0 & 0 & -1 & 0 & 0 & 0 \\ 0 & 0 & 0 & 0 & 0 & -1 \\ -1 & 0 & 0 & 0 & 0 & 0 \\ 0 & 0 & 0 & -1 & 0 & 0 \\ 0 & 0 & 0 & 0 & -1 & 0 \\ 0 & -1 & 0 & 0 & 0 & 0 \end{pmatrix}, \begin{pmatrix} 0 & 0 & -1 & 0 & 0 & 0 \\ 0 & 0 & 0 & 0 & 1 & 0 \\ 0 & 0 & 0 & 0 & 0 & 1 \\ 0 & -1 & 0 & 0 & 0 & 0 \\ 0 & 0 & 0 & -1 & 0 & 0 \\ -1 & 0 & 0 & 0 & 0 & 0 \end{pmatrix} \right\rangle.$$

Let $R_{\mathcal{D}_6}(\alpha, \beta) := M_{\mathcal{D}_6}(\alpha, \beta)R$, where $M_{\mathcal{D}_6}(\alpha, \beta) \in \mathcal{Z}(\widetilde{\mathcal{D}}_6, \mathbb{R}) \cap SO(6)$. We impose

$$R_{\mathcal{D}_6}(\alpha, \beta)^{-1} \widetilde{\mathcal{I}}_{\mathcal{D}_6} R_{\mathcal{D}_6}(\alpha, \beta) \simeq T_1 \oplus T_2,$$

and solve for α and β . There are 8 distinct solutions $(\hat{\alpha}, \hat{\beta})$ given by

$$\begin{aligned} (\hat{\alpha}, \hat{\beta}) \in & \left\{ \left(\arctan\left(\frac{1}{2}\right), \arctan(2) \right), \left(\arctan(2), \pi - \arctan\left(\frac{1}{2}\right) \right), \left(\arctan\left(\frac{1}{2}\right), \arctan(2) - \pi \right), \right. \\ & \left(-\arctan(2), -\arctan\left(\frac{1}{2}\right) \right), \left(\arctan\left(\frac{1}{2}\right) - \pi, \arctan(2) - \pi \right), \left(\pi - \arctan(2), -\arctan\left(\frac{1}{2}\right) \right), \right. \\ & \left. \left(\arctan\left(\frac{1}{2}\right) - \pi, \arctan(2) \right), \left(\pi - \arctan(2), \pi - \arctan\left(\frac{1}{2}\right) \right) \right\} =: S_{\mathcal{D}_6}. \end{aligned}$$

Any path $\gamma(t) : [0, 1] \rightarrow \mathbb{T}^2$ connecting $(0, 0)$ with any $(\hat{\alpha}, \hat{\beta}) \in S_{\mathcal{D}_6}$ defines a Schur rotation $M_{\mathcal{D}_6}(t) := M_{\mathcal{D}_6}(\alpha, \beta) \circ \gamma(t) : [0, 1] \rightarrow \mathcal{Z}(\widetilde{\mathcal{D}}_6, \mathbb{R}) \cap SO(6)$.

Continuous transformation of an icosahedron into a hexagonal prism. Let us consider the path $\gamma : [0, 1] \rightarrow \mathbb{T}^2$ given by $\gamma(t) = (t\hat{\alpha}, t\hat{\beta})$, connecting $(0, 0)$ with the point $(\hat{\alpha}, \hat{\beta}) = \left(\arctan\left(\frac{1}{2}\right), \arctan(2) \right) \in S_{\mathcal{D}_6}$, and let $M_{\mathcal{D}_6}(t)$ be the corresponding Schur rotation. We consider the point sets C_0 given by the projection into E^{\parallel} of the orbit under $\widetilde{\mathcal{I}}$ of the lattice point $\mathbf{e}_1 = (1, 0, 0, 0, 0, 0)$:

$$C_0 := \pi^{\parallel} \left(\mathcal{O}_{\widetilde{\mathcal{I}}}(\mathbf{e}_1) \right) = \left\{ \pi^{\parallel}(A\mathbf{e}_1) : A \in \widetilde{\mathcal{I}} \right\}.$$

The points of C_0 constitute the vertices of an icosahedron (see Figure 4 (a)). The Schur rotation $M_{\mathcal{D}_6}(t)$ induces a continuous transformation of C_0 via the corresponding projection operators π_t^{\parallel} ; in particular, we consider the family of finite point set C_t as in (14). In Figure 4 we plot these

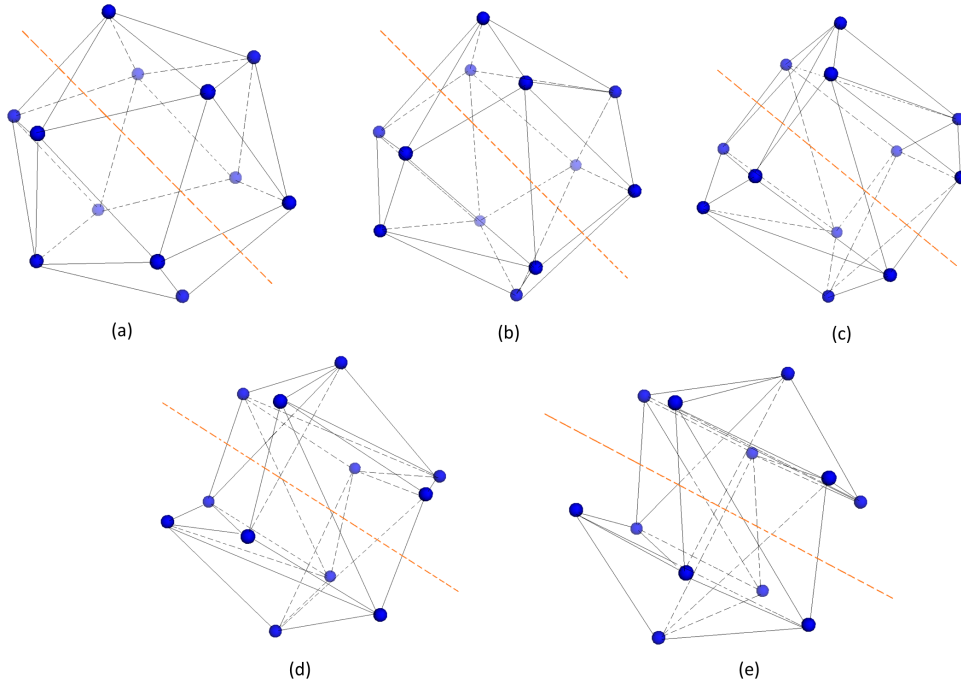


Figure 4: Example of a structural transition with \mathcal{D}_6 -symmetry of an icosahedral point array. (a) Initial configuration for $t = 0$, corresponding to the vertices of an icosahedron. (b) Resulting array for $t = 0.25$. (c) The intermediate point set ($t = 0.5$), forming the vertices of a hexagonal prism. (d) Transformed array for $t = 0.75$. (e) Final state of the transition ($t = 1$): the point set forms the vertices of an icosahedron, albeit different from the initial one. The dashed red line corresponds to a three-fold axis of the arrays that is fixed during the entire transition. The lines indicate the relative positions of the icosahedral vertices during the transition.

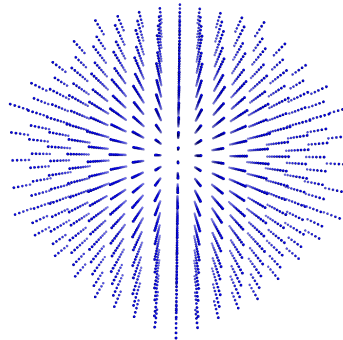


Figure 5: The three-dimensional lattice obtained from the transition analysed in Figure 4 and corresponding to the intermediate state $t = 0.5$.

point sets for $t = 0, 0.25, 0.5, 0.75$ and 1 : we notice that the icosahedron ($t = 0$) is continuously transformed into a hexagonal prism ($t = 0.5$), and the array for $t = 1$ forms the vertices of an icosahedron, that is distinct from the initial one. The three-fold axis highlighted is fixed during the transition, and the point sets C_t are invariant under the action of the representation S_1 of \mathcal{D}_6 as in the decomposition (25). In analogy to the case of the tetrahedral transition, the corresponding model set for $t = 0.5$ defines a lattice in E^{\parallel} (see Figure 5).

5 Conclusions

In this paper we characterised structural transitions of icosahedral structures (both infinite and finite) in a group theoretical framework. We generalised the Schur rotation method, proposed in [23, 24], for transitions with \mathcal{G} -symmetry, where \mathcal{G} is a maximal subgroup of the icosahedral group. This allowed for the identification of the order parameters of the transitions, which correspond to the possible angle(s) of rotation of the physical and orthogonal spaces that are embedded into the higher dimensional space. In this paper, we have considered embeddings into 6D, which corresponds to the minimal embedding dimension in which the icosahedral group is crystallographic. For this case, we have characterised transitions exhaustively here. However, there is the possibility to embed the symmetry groups into even higher dimensions, which would open up additional degrees of freedom. This could be important for those transitions which in 3D projection result in singularities as lattice vectors in projection collapse upon each other during the transition. An example are the two opposing vertices of the symmetry axis defining D_{10} symmetry, which would meet at the origins during the D_{10} -preserving transition identified here. The additional degrees of freedom could be used to construct transition paths avoiding this.

With the mathematical formalism developed here, we were able to easily prove the relation between our approach and the Bain strain method in [27]. Moreover, based on the subgroup structure analysis carried out in [22], we classified the boundary conditions of the transitions, which correspond to angles of a k -dimensional torus, and provided specific examples of such transitions for icosahedral model sets and point arrays.

This work paves the way for a dynamical analysis of such transitions. In particular, Ginzburg-Landau energy functions can be formulated, which depend on the order parameters of the transition and account for the symmetry breaking of the system, in line with previous models [19]. The symmetry arguments developed here should give a better understanding of the energy landscapes, with (local) minima corresponding to phases with higher symmetry, and possibly of the transition pathways between them, which can be identified as paths on a torus connecting two icosahedral boundaries.

As mentioned in the Introduction, icosahedral finite point sets play an important role in the modeling of material boundaries of viral capsids. A complete theoretical framework of conformational changes of viral capsids is still lacking; previous work [28] analysed such structural transformations with the Bain strain approach, by embedding the point arrays constituting the blueprints for the capsid into six-dimensional lattices and then considering possible transformations of these higher dimensional point sets. In a similar way, the results developed here can provide new insights into the dynamics of conformational changes in viruses, and a better understanding of their maturation processes. Finally, point arrays with icosahedral symmetry have been used in the modeling of fullerenes and carbon onions [36, 37], and therefore, the new mathematical models are likely to have wider applications in science.

Acknowledgements We thank David Salthouse, Paolo Cermelli and Giuliana Indelicato for useful discussions. RT gratefully acknowledges a Royal Society Leverhulme Trust Senior Research fellowship (LT130088) and ECD a Leverhulme Trust Early Career Fellowship (ECF2013-019).

References

- [1] D. Shechtman, I. Blech, D. Gratias, and J.W Cahn. Metallic phase with long-range orientational order and no translational symmetry. *Phys. Rev. Lett.*, 53(20):1951, 1984.

- [2] H.W. Kroto, J.R. Heath, S.C. O'Brien, R.F. Curl, and R.E. Smalley. C60: Buckminsterfullerene. *Nature*, 318, 1985.
- [3] S. Casjens. *Virus structure and assembly*. Boston, MA: Jones and Bartlett, 1985.
- [4] M. Senechal. *Quasicrystals and geometry*. Cambridge University Press, 1995.
- [5] M. Baake and U. Grimm. *Aperiodic Order*, volume 1. Cambridge University Press, 2013.
- [6] R.V. Moody. Model sets: a survey. In F. Axel, F. Dénoyer, and J.P. Gazeau, editors, *From Quasicrystals to More Complex Systems*. Springer-Verlag, 2000.
- [7] R. Twarock. Mathematical virology: a novel approach to the structure and assembly of viruses. *Phil. Trans. R. Soc. A*, 364:33573373, 2006.
- [8] T. Keef and R. Twarock. Affine extensions of the icosahedral group with applications to the three-dimensional organisation of simple viruses. *J. Math. Biol.*, 59:287–313, 2009.
- [9] T. Keef, J. Wardman, N.A. Ranson, P.G. Stockley, and R. Twarock. Structural constraints on the three-dimensional geometry of simple viruses: case studies of a new predictive tool. *Acta Cryst.*, A69:140–150, 2012.
- [10] P-P. Dechant, C. Böhm, and R. Twarock. Novel Kac-Moody-type affine extensions of non-crystallographic Coxeter groups. *J. Phys. A: Math. Theor.*, 45:285202, 2012.
- [11] R. Twarock, M. Valiunas, and E. Zappa. Orbits of crystallographic embedding of non-crystallographic groups and applications to virology. *Acta Cryst.*, A71:569–582, 2015.
- [12] D.G. Salthouse, G. Indelicato, P. Cermelli, T. Keef, and R. Twarock. Approximation of virus structure by icosahedral tilings. *Acta Cryst. A*, A71:410–422, 2015.
- [13] W. Steurer. Structural phase transitions from and to the quasicrystalline state. *Acta Cryst.*, A61:28–38, 2005.
- [14] A.P. Tsai, A. Fujiwara, A. Inque, and T. Masumoto. Structural variation and phase transformations of decagonal quasicrystals in the Al- Ni- Co system. *Philosophical Magazine Letters*, 74(4):233–240, 1996.
- [15] U. Koester and W. Liu. Phase transformations of quasicrystals in aluminium-transition metal alloys. *Phase Transitions*, 44:137–149, 1993.
- [16] J. P. Sethna. *Statistical Mechanics: Entropy, Order Parameters and Complexity*. Oxford University Press, 2006.
- [17] L.D. Landau. On the theory of phase transitions. *Nature*, 137:840–841, 1936.
- [18] S.E. Bakker, E. Gropelli, A.R. Pearson, P.G. Stockley, D.J. Rowlands, and N.A. Ranson. Limits of structural plasticity in a Picornavirus capsid revealed by a massively expanded Equine Rhinitis A Virus particle. *Journal of Virology*, 88(11):6093–6096, 2014.
- [19] E. Zappa, G. Indelicato, A. Albano, and P. Cermelli. A Ginzburg-Landau model for the expansion of a dodecahedral viral capsid. *International Journal of Non linear Mechanics*, 56:71–78, 2013.
- [20] P. Cermelli, G. Indelicato, and R. Twarock. Nonicosahedral pathways for capsid expansion. *Phys. Rev. E*, 88:032710, 2013.

- [21] L.S Levitov and J. Rhyner. Crystallography of quasicrystals; application to icosahedral symmetry. *Journal of Physics France*, 49:1835–1849, 1988.
- [22] E. Zappa, E.C. Dykeman, and R. Twarock. On the subgroup structure of the hyperoctahedral group in six dimensions. *Acta Cryst.*, A70:417–428, 2014.
- [23] P. Kramer. Continuous rotation from cubic to icosahedral order. *Acta Cryst.*, A43:486–489, 1987.
- [24] P. Kramer, M. Baake, and D. Joseph. Schur rotations, transitions between quasiperiodic and periodic phases, and rational approximants. *Journal of Non-Crystalline Solids*, 153-154:650–653, 1993.
- [25] F.H Li and Y. F. Cheng. A simple approach to quasicrystal structure and phason defect formulation. *Acta Cryst.*, A46:142–149, 1990.
- [26] M. Torres, G. Pastor, and I. Jimenez. About hyperplane single rotation and phason strain equivalence in icosahedral and octagonal phases. *J. Phys.: Condensed Matter*, 1:6877–6880, 1989.
- [27] G. Indelicato, T. Keef, P. Cermelli, D.G Salthouse, R. Twarock, and G. Zanzotto. Structural transformations in quasicrystals induced by higher-dimensional lattice transitions. *Proc. Royal Society A*, 568:1452–1471, 2012.
- [28] G. Indelicato, P. Cermelli, D.G. Salthouse, S. Racca, G. Zanzotto, and R. Twarock. A crystallographic approach to structural transitions in icosahedral viruses. *J.Mathematical Biology*, 64:745–773, 2011.
- [29] M. Pitteri and G. Zanzotto. *Continuum models for phase transitions and twinning in crystals*. CRC/Chapman and Hall, London, 2002.
- [30] M. Artin. *Algebra*. Prentice-Hall, 1991.
- [31] J.E. Humphreys. *Reflection groups and Coxeter groups*. Cambridge University Press, 1990.
- [32] H.F. Jones. *Groups, Representations and Physics*. Institute of Physics Publishing, 1990.
- [33] J.H. Conway and N.J.A. Sloane. *Sphere packings, lattices and groups*. Springer-Verlag, 1988.
- [34] The GAP Group. *GAP – Groups, Algorithms, and Programming, Version 4.7.2*, 2013.
- [35] W. Fulton and J. Harris. *Representation Theory: A first Course*. Springer-Verlag, 1991.
- [36] R. Twarock. New group structures for Carbon onions and Carbon nanotubes via affine extensions of non-crystallographic Coxeter groups. *Physics Letters A*, 300:437–444, 2002.
- [37] P-P. Dechant, J. Wardman, T. Keef, and R. Twarock. Viruses and fullerenes- symmetry as a common thread? *Acta Cryst.*, A70:162–167, 2014.