

Measuring c -quark polarization in $W+c$ samples at ATLAS and CMS

Yevgeny Kats¹

*Department of Particle Physics and Astrophysics
Weizmann Institute of Science
Rehovot 7610001, Israel*

E-mail: yevgeny.kats@weizmann.ac.il

ABSTRACT: The process $pp \rightarrow W^- c$ produces polarized charm quarks. The polarization is expected to be partly retained in Λ_c baryons when those form in the c -quark hadronization. We argue that it will likely be possible for ATLAS and CMS to measure the Λ_c polarization in the $W+c$ samples in Run 2 of the LHC. This can become the first measurement ever of a longitudinal polarization of charm quarks. Its results will provide a unique input to the understanding of polarization transfer in fragmentation. They will also allow applying the same measurement technique to other (e.g., new physics) samples of charm quarks in which the polarization is a priori unknown. The proposed analysis is similar to the ATLAS and CMS measurements of the $W+c$ cross section in the 7 TeV run that used reconstructed D -meson decays for charm tagging.

¹Present address: Theoretical Physics Department, CERN, CH-1211 Geneva 23, Switzerland. E-mail: yevgeny.kats@cern.ch.

Contents

1	Introduction	1
2	Overview of the theoretical picture	3
3	Λ_c reconstruction	5
4	Λ_c polarization measurement	8
5	Sensitivity estimate for Run 2	9
6	Comments on other possible strategies	11
7	Discussion	12

1 Introduction

The process

$$pp \rightarrow W^- c \tag{1.1}$$

proceeds at leading order via the diagrams in figure 1 (see also [1, 2]).¹ Since the W couples only to the left-handed quark fields, the charm quarks in the final state are polarized. In this paper we argue that ATLAS and CMS can likely measure this polarization in Run 2 of the LHC.

While measurements of top-quark polarization are now standard [3–9], measuring the polarization of all the other quarks is more challenging because they hadronize. It is, however, possible. For a heavy quark, $m_q \gg \Lambda_{\text{QCD}}$, an $\mathcal{O}(1)$ fraction of the quark polarization is expected to be retained when its hadronization produces a baryon, which is most commonly a Λ_b in the b -quark case or a Λ_c in the c -quark case [10–13]. The polarization can then be determined from kinematic distributions of the baryon decay products. Evidence of Λ_b polarization has been seen in $e^+e^- \rightarrow Z \rightarrow b\bar{b}$ events at LEP [14–16]. There have been no analogous measurements for the Λ_c . Even though the charm quark is not as heavy as the bottom, it is reasonable to expect the Λ_c to also carry polarization, since the LEP experiments observed $\mathcal{O}(1)$ polarization retention even for the (strange-based) Λ baryons [17–19].

Carrying out charm-quark polarization measurements in Standard Model samples at the LHC is important for several reasons. First, establishing the measurement technique on

¹Throughout the paper, the conjugate process $pp \rightarrow W^+ \bar{c}$ is included implicitly. Its cross section is slightly lower than that of $pp \rightarrow W^- c$, primarily because the valence quarks of the proton include a d but not a \bar{d} .

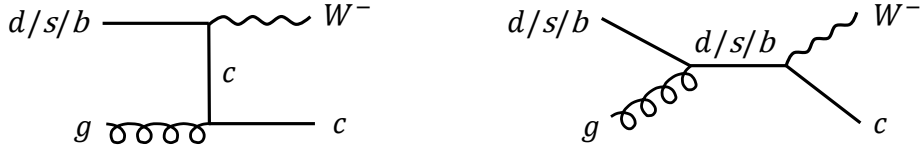


Figure 1. Leading-order diagrams for $W+c$ production. The contribution with the s quark in the initial state is an order-of-magnitude larger than the CKM-suppressed d -quark contribution, while the b -quark contribution is entirely negligible.

a Standard Model sample will allow applying it confidently to any new-physics sample that will contain charm quarks. The polarization can in turn provide key information about the new-physics Lagrangian. Importantly, as alluded to above, the c -quark polarization fraction carried by the Λ_c is currently unknown. Therefore, for a full interpretation of any new-physics measurement, it would be useful to have this fraction extracted from a known sample, such as $W+c$. Second, regardless of whether any new physics is discovered at the LHC, the polarization measurements will advance our understanding of fragmentation. There are various theoretical approaches that attempt to describe the polarization transfer from a heavy quark to a baryon. Some parameterize the nonperturbative QCD physics in terms of certain quantities that can be determined also by other types of measurements [12] (see also [13]), as we will review, and others attempt to model it [20, 21]. These frameworks will greatly benefit from experimental inputs.

The possibility of using Λ_c decays for measuring charm-quark polarization in ATLAS and CMS was first analyzed in [13]. It was shown there, that in Run 2 it would be possible to do such measurements in $pp \rightarrow t\bar{t}$ samples, where polarized charm quarks are produced in $W^+ \rightarrow c\bar{s}$ decays. The process in eq. (1.1) might be even more promising than $t\bar{t}$ because it provides an order-of-magnitude larger sample of charm quarks (although the background is also larger).

A relatively clean sample of $W+c$ events can be obtained by using the decays $W \rightarrow \ell\nu$ (where $\ell = e$ or μ) along with charm tagging. Such samples were used by ATLAS [22] and CMS [23] in the 7 TeV run for measuring the $W+c$ cross section. Similar measurements were done by CDF [24–26] and D0 [27, 28] at the Tevatron and by LHCb [29]. The tagging of charm quarks in these analyses was based on either a reconstructed multiprong D^+ or D^{*+} decay, or an inclusively defined displaced decay, or a soft muon from a semileptonic decay. In the polarization measurement, one would instead use reconstructed decays of charmed baryons, most importantly the Λ_c^+ , for tagging the charm and measuring its polarization. While ATLAS and CMS have not yet reported any $W+c$ analyses from the 8 or 13 TeV runs, measurements of inclusive W production at 13 TeV [30, 31] show that the ATLAS and CMS triggers still allow collecting the $W \rightarrow \ell\nu$ decays without a significant decrease in efficiency. It is therefore realistic to obtain large samples of $W+c$ events in Run 2.

Measuring the Λ_c polarization in $W+c$ samples may also be possible at LHCb. While LHCb’s luminosity and acceptance (and therefore statistics) are inferior relative to AT-

LAS and CMS, its particle identification, vertexing ability and momentum resolution offer significant advantages from the point of view of purity. This makes it plausible for an LHCb measurement to be competitive with ATLAS and CMS [32]. However, it will not be possible for us to analyze a potential LHCb measurement in this work, as this would require dedicated simulation tools, unlike in the case of ATLAS/CMS where we will be able to build upon an existing analysis.

Note that inclusive QCD production is less attractive than $W+c$ for charm polarization measurements. In QCD production, $pp \rightarrow c\bar{c}$, the quark polarization [33] is small because it only appears at the next-to-leading order in α_s and is further suppressed at high p_T by the quark mass. Additionally, the strong dependence of the polarization on the parton-level kinematics of the event complicates the interpretation. Moreover, since this polarization is transverse, it is not protected from being generated by soft QCD effects [34, 35]. Differently, longitudinal polarization, as expected in $W+c$ production, is protected by the parity invariance of QCD and can therefore arise only due to the polarization of the charm quarks from the hard process.

That being said, measurements of the Λ_c transverse polarization in QCD samples, which we will not discuss here, are interesting in their own right, regardless of whether they will be more sensitive to the polarization of the quarks from the hard process or soft QCD effects. Such measurements have already been done with very soft Λ_c 's in the fixed-target experiments BIS-2 [36], R608 [37], NA32 (ACCMOR) [38] and E791 [39]. The results showed a very large transverse polarization, for which an interpretation attempt was made in [40].

2 Overview of the theoretical picture

When a polarized c quark produces a Λ_c , a large fraction of its polarization is expected to be preserved in the Λ_c polarization. The basic reason is that in the heavy quark limit, $m_c \gg \Lambda_{\text{QCD}}$, the Λ_c can be viewed as a bound state of the original c quark and a spin-0 diquark [12].

The likely dominant polarization loss effect is due to events in which the c quark first hadronizes to a Σ_c or Σ_c^* (also known as $\Sigma_c(2455)$ and $\Sigma_c(2520)$, respectively) and then a Λ_c is produced via $\Sigma_c^{(*)} \rightarrow \Lambda_c\pi$ [12].² In the heavy quark picture, the Σ_c (spin 1/2) and Σ_c^* (spin 3/2) are the states obtained from combining the spin-1/2 c quark with a spin-1 light diquark:

$$\frac{1}{2} \otimes 1 = \frac{1}{2} \oplus \frac{3}{2} \quad (2.1)$$

$$c \quad qq' \quad \Sigma_c \quad \Sigma_c^* .$$

Therefore, when a c quark in a definite spin state hadronizes with a spin-1 diquark, it in general produces a superposition of Σ_c and Σ_c^* states. However, the subsequent decay $\Sigma_c^{(*)} \rightarrow \Lambda_c\pi$ occurs in either the Σ_c or Σ_c^* mass eigenstate, neither of which is a c -quark spin

²We conservatively assume that since the pions in $\Sigma_c^{(*)} \rightarrow \Lambda_c\pi$ are quite soft, such events cannot be separated out very effectively by ATLAS and CMS.

eigenstate. As a result, the polarization gets reduced. This is different from the case of a direct hadronization into a Λ_c , where the light diquark has spin 0, and then the polarization of the Λ_c is the polarization of the original c quark:

$$\frac{1}{2} \otimes 0 = \frac{1}{2} \quad (2.2)$$

$$c \quad qq' \quad \Lambda_c .$$

Using the appropriate Clebsch-Gordan coefficients, and taking the case of a longitudinal c -quark polarization as relevant to $W+c$ production, one obtains that for Λ_c 's produced via $\Sigma_c^{(*)}$'s the polarization is reduced by the factor [12, 13]

$$\frac{\mathcal{P}(\Lambda_c)}{\mathcal{P}(c)} \Big|_{\Sigma_c^{(*)} \text{ production}} = \frac{1}{9} + \frac{4}{9} w_1 , \quad (2.3)$$

where w_1 , to be discussed below, is the probability for the spin-1 diquark to form with a spin component 1 or -1 (rather than 0) with respect to the fragmentation axis [12]. When the $\Sigma_c^{(*)}$ widths are taken into account [13], the result becomes

$$\frac{\mathcal{P}(\Lambda_c)}{\mathcal{P}(c)} \Big|_{\Sigma_c^{(*)} \text{ production}} \approx 0.07 + 0.46 w_1 . \quad (2.4)$$

The longitudinal polarization retention fraction of the full Λ_c sample is then given by

$$r_L \equiv \frac{\mathcal{P}(\Lambda_c)}{\mathcal{P}(c)} \approx \frac{1 + A(0.07 + 0.46 w_1)}{1 + A} , \quad (2.5)$$

where A is the ratio of the rates of Λ_c production from $\Sigma_c^{(*)}$ decays and direct Λ_c production, which is related to the formation probability of a spin-1 vs. spin-0 diquark [12].

The values of A and w_1 are determined by nonperturbative QCD physics, so there is no easy way for computing them reliably. However, they can be measured. In particular, A can be determined by measuring the $\Sigma_c^{(*)}$ yields, and w_1 by measuring the angular distributions of the pions in the $\Sigma_c^{(*)} \rightarrow \Lambda_c \pi$ decays [12, 13]. The CLEO experiment found [41]

$$w_1 = 0.71 \pm 0.13 , \quad (2.6)$$

a value consistent with the isotropic limit, $w_1 = 2/3$. An explanation for this has been suggested in [20]. However, this result is in some tension with what was obtained for the analogous b -quark system by the DELPHI experiment at LEP, $w_1 = -0.36 \pm 0.30 \pm 0.30$ [42–44], and with the phenomenological model of [21] which predicts $w_1 \approx 0.39$. The value of A can be estimated [13] from the relative Σ_c/Λ_c yield reported by the E791 experiment [45] to be³

$$A = 1.1 \pm 0.4 . \quad (2.7)$$

³Here we took only the experimental uncertainty into account. It is difficult to estimate the theoretical uncertainty associated with extrapolating (using the approach of [13]) the numbers obtained for Σ_c^0 and Σ_c^{++} to the other $\Sigma_c^{(*)}$ states.

This is smaller than the expectation from the naive statistical hadronization model, $A \approx 2.6$ (see [13] for details), and the prediction of the phenomenological model of [21], $A \approx 6$.

Tentatively accepting the results in eqs. (2.6) and (2.7), we obtain from eq. (2.5) that

$$r_L = 0.68 \pm 0.06. \quad (2.8)$$

Taking into account that one-loop QCD corrections to the hard process reduce the c -quark polarization by about 3% [46], one gets the estimate $\mathcal{P}(\Lambda_c) \approx -0.66$, where the negative sign indicates that the polarization is left-handed. We hope that LHCb and/or the B factories will also measure w_1 and A , to make this prediction more robust. These measurements do not require polarized charm quarks, and can therefore be done even in samples of $pp \rightarrow c\bar{c}$ or $e^+e^- \rightarrow c\bar{c}$. LHCb has already released one analysis involving Λ_c 's [47], and Belle has even done high-precision studies of $\Sigma_c^{(*)}$'s [48], but no results relevant to A or w_1 have been reported yet.

So far, we have not discussed any possible direct effects on the charm-quark spin from the nonperturbative QCD processes that govern the initial, QCD-scale, stage of the hadronization. In the heavy quark limit, $m_c \gg \Lambda_{\text{QCD}}$, such effects are suppressed because the chromomagnetic moment, through which the QCD would interact with the spin, is proportional to $1/m_c$. But in reality $\Lambda_{\text{QCD}}/m_c \sim 0.2$, so $\mathcal{O}(\Lambda_{\text{QCD}}/m_c)$ corrections may be nonnegligible. However, not much is known about them. The measurements we propose in this paper will help to assess the size of this effect.

Finally, we would like to note that the Λ_c polarization will in general have some dependence on the fraction of the c -quark momentum carried by the Λ_c , z . It would be interesting to measure this dependence, also known as the polarized (or spin-dependent) fragmentation function (FF), once a sufficient amount of data is available. For the Λ baryon, the polarization has already been measured as a function of z in the hadronic Z decays at LEP [17–19]. (See also [49] for a theoretical interpretation in terms of the FFs of the different contributing quark flavors.) For the Λ_c , only the unpolarized FF, which describes the z -dependent probability for a c quark to produce a Λ_c , has been measured [50–52]. A prediction of the polarized FFs for the Λ_c , relying on a particular model, was made in [21]. Polarized FFs are instrumental in computing the renormalization group evolution of the polarization retention with the scale of the hard process [53] (as exemplified in [21]), which has been neglected in the above discussion.

3 Λ_c reconstruction

A convenient decay mode for reconstructing the Λ_c^+ , with a relatively large branching fraction, $\mathcal{B} = (6.84_{-0.40}^{+0.32})\%$ [54], is

$$\Lambda_c^+ \rightarrow pK^-\pi^+. \quad (3.1)$$

Notice that its signature is similar to that of

$$D^+ \rightarrow K^-\pi^+\pi^+, \quad (3.2)$$

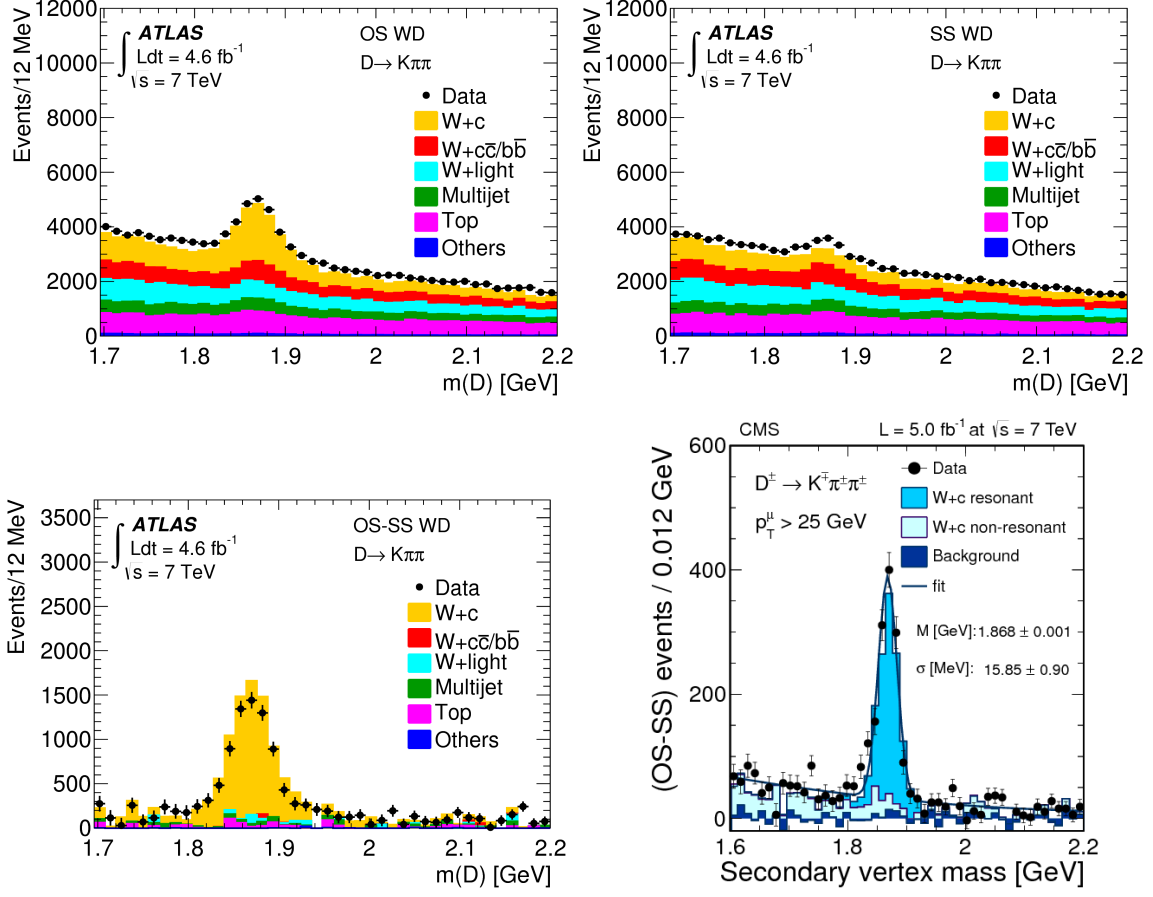


Figure 2. Reconstructed $D^\pm \rightarrow K^\mp \pi^\pm \pi^\pm$ decays in the $W+c$ samples of the 7 TeV LHC run. First row: opposite-sign (left) and same-sign (right) event yields from ATLAS [22].⁴ The backgrounds were obtained by ATLAS from simulation, except for the multijet background which was estimated using a control region in data. Second row: Differences between the opposite- and same-sign event yields from ATLAS [22]⁴ (left) and CMS [23] (right).

a decay mode that was used in the ATLAS [22] and CMS [23] $W+c$ measurements in the 7 TeV run. Both decays are characterized by one negative and two positive tracks emerging from a displaced vertex and passing through the entire tracker. The track momenta reconstruct the known hadron mass when the tracks are assigned the correct particle identities.

Figure 2, top-left, shows the prominent peak obtained by ATLAS in the reconstructed D^\pm mass distribution. Figure 2, bottom row, shows the even much cleaner peaks obtained by both ATLAS and CMS when taking the difference between the event yields of candidates with the right and wrong D^\pm charge, with respect to what is expected based on the charge of the lepton from the W . The subtraction is very effective because for many of the backgrounds the D^\pm candidate is equally likely to have either charge.

⁴Auxiliary material for ref. [22], STDM-2012-14, is available at <https://atlas.web.cern.ch/Atlas/GROUPS/PHYSICS/PAPERS/STDM-2012-14/>.

Λ_c^+ reconstruction can be done along the same lines as the D^+ reconstruction. It is more difficult for two reasons. First, for a given collider energy and integrated luminosity, the Λ_c^+ peak will be reduced relative to the D^+ peak by the factor

$$\frac{f(c \rightarrow D^+) \mathcal{B}(D^+ \rightarrow K^- \pi^+ \pi^+)}{f(c \rightarrow \Lambda_c^+) \mathcal{B}(\Lambda_c^+ \rightarrow p K^- \pi^+)} \approx 5.3, \quad (3.3)$$

where we used the fragmentation fractions from [55]. In particular, $f(c \rightarrow \Lambda_c^+) = (6.23 \pm 0.41)\%$. At the same time, the smooth background (as in figure 2, top-left) will remain roughly the same. The potential doubling of the smooth background due to the ambiguity in assigning candidate particle identities to tracks (p vs. π^+) can be avoided by noticing that in a decay of an energetic Λ_c , the proton almost always carries more momentum than the pion (in the lab frame), due to kinematics. We also assume that the contribution of $D^+ \rightarrow K^- \pi^+ \pi^+$ to the background is easily suppressed by requiring inconsistency with the D^+ hypothesis.

In Run 2, background fluctuations will go down because of an increase in statistics by a factor of ~ 60 (due to a factor of ~ 3 increase in the $W+c$ cross section and a factor of ~ 20 increase in the integrated luminosity). The signal-to-background ratio will not be affected much by the transition from 7 to 13 TeV because the cross sections of the signal and background processes increase by similar factors.⁵

The second difficulty in the $\Lambda_c^+ \rightarrow p K^- \pi^+$ reconstruction is that the displacement of the decay vertex, which was used by both ATLAS and CMS in the $D^+ \rightarrow K^- \pi^+ \pi^+$ selection, is less pronounced for the Λ_c^+ due to its shorter lifetime,

$$\tau_{\Lambda_c^+} \approx \frac{\tau_{D^0}}{2} \approx \frac{\tau_{D_s^+}}{2.5} \approx \frac{\tau_{D^+}}{5}. \quad (3.4)$$

In the CMS analysis, for example, less than 20% of the charm events (consisting of approximately 61% D^0 , 24% D^+ , 8% D_s^+ and 6% Λ_c^+ [55]) had a well-identified secondary vertex [23]. For the full reconstruction of $D^+ \rightarrow K^- \pi^+ \pi^+$, CMS had an efficiency of about 11% (for $p_T^{c\text{-jet}} > 25$ GeV) [23] and ATLAS reported an efficiency of 32% (for $p_T^{D^+} > 8$ GeV) [22]. Relaxing the vertex requirements for Λ_c^+ selection would increase backgrounds involving prompt tracks.

However, this should be somewhat less of an issue in Run 2, since vertexing performance will improve due to the ‘‘Insertable B -Layer’’ (IBL) that has been installed in the ATLAS detector [60–63], and the upcoming upgrade of the CMS pixel detector [64].⁶ These

⁵We use the NLO cross sections from MADGRAPH5_AMC@NLO [56] with the cuts $p_T > 20$ GeV, $|\eta| < 2.5$ on the c quark (or the light parton, for the W +light background) and no cuts on the W . The CMS analysis [23] required $p_T^{c\text{-jet}} > 25$ GeV, and the ATLAS analysis [22] $p_T^{D^+} > 8$ GeV, which corresponds to $p_T^{c\text{-jet}} \gtrsim 16$ GeV (since a charmed hadron carries $\sim 50\%$ of the c -jet momentum on average [23, 57]). We find the 13 TeV/7 TeV cross section ratios to be 2.8 for $W+c$, 2.1 for W +light jets, and 2.4 for $W+c\bar{c}$ and $W+b\bar{b}$. For $t\bar{t}$, the corresponding ratio of the inclusive NNLO+NNLL cross sections [58, 59] is 4.8.

⁶ATLAS’s IBL is a fourth pixel layer, which is closer to the beam axis than the innermost pixel layer in Run 1 (3.3 cm instead of 5.0 cm) and has smaller pixels ($50 \mu\text{m} \times 250 \mu\text{m}$ rather than $50 \mu\text{m} \times 400 \mu\text{m}$). In CMS, the innermost pixel layer remains at 4.4 cm, with a pixel size of $100 \mu\text{m} \times 150 \mu\text{m}$. The CMS pixel detector is planned to be upgraded in the winter of 2016-2017. Its innermost layer will then be at 3.0 cm while the pixel size will remain the same.

improvements will also help to cope with the increased pileup, whose potential effects were not taken into account in the above discussion.

Furthermore, as was noted in [13], the lifetime differences, eq. (3.4), may actually be useful for reducing D -meson backgrounds. This would be analogous to what ATLAS did in [65, 66], where lifetime differences between the bottom and charmed hadrons (e.g., $\tau_{B^+} \approx \tau_{B^0} \approx 1.5\tau_{D^+} \approx 4\tau_{D^0}$) were one of the handles for tagging c jets while rejecting b jets. Additionally, the large difference between the Λ_c and bottom-hadron lifetimes, $\tau_{\Lambda_c} \approx \tau_b/7$, can be used for suppressing backgrounds in which Λ_c 's are produced in b jets.

4 Λ_c polarization measurement

The Λ_c polarization, $\mathcal{P}(\Lambda_c)$, can be measured using the angular distribution of any of the $\Lambda_c^+ \rightarrow pK^-\pi^+$ decay products. In the Λ_c^+ rest frame, the distributions are

$$\frac{1}{\Gamma} \frac{d\Gamma}{d\cos\theta_i} = \frac{1}{2} (1 + \alpha_i \mathcal{P}(\Lambda_c) \cos\theta_i), \quad (4.1)$$

where θ_i describes the direction of motion of the product $i = p, K^-, \pi^+$ relative to the polarization direction, and α_i are the so-called spin analyzing powers (or asymmetry parameters). The same distributions describe the decays of $\bar{\Lambda}_c^-$'s of an opposite polarization. It should be noted that if the selection efficiency strongly depends on the energies of the decay products, unfolding needs to be applied, since eq. (4.1) assumes inclusiveness in the energies.

By analyzing transverse polarization data from the NA32 experiment (ACCMOR), it was found [38] that $|\alpha_{K^-}| \gg |\alpha_p|, |\alpha_{\pi^+}|$, i.e., the angular distribution of the kaon is much more sensitive to the Λ_c polarization than those of the proton and the pion. Furthermore, for one of their samples, $\alpha_{K^-} \mathcal{P}(\Lambda_c) = -0.65_{-0.18}^{+0.22}$. Since, by definition, $|\mathcal{P}(\Lambda_c)| \leq 1$ and $|\alpha_i| \leq 1$, this indicates that $|\alpha_{K^-}|$ is $\mathcal{O}(1)$, consistent with the theoretical conjecture in [67]. The sign of α_{K^-} is conjectured to be negative [67], as for α_Λ in $\Lambda_c^+ \rightarrow \Lambda \ell^+ \nu_\ell$ and $\Lambda_c^+ \rightarrow \Lambda \pi^+$, where experiments indeed find $\alpha_\Lambda = -0.86 \pm 0.04$ and -0.91 ± 0.15 , respectively [54]. This is also the sign that can be inferred from the NA32 results by assuming that the direction of the transverse Λ_c polarization is the same as that for similarly produced Λ 's [38, 68].

The decay $\Lambda_c^+ \rightarrow pK^-\pi^+$ has a nonresonant as well as several resonant channels ($p\bar{K}^*(892)^0, \Delta(1232)^{++}K^-$ and $\Lambda(1520)\pi^+$) [39, 54], without much interference between them [39]. Predictions for the spin analyzing properties of two of the resonant channels were made in [69] using the quark-model approach of [70]. For the $p\bar{K}^*(892)^0$ channel, which is responsible for $(21 \pm 3)\%$ of the rate [39, 54], they find $\alpha_p \approx 0.69$, with a possibly large theoretical uncertainty. Correspondingly, $\alpha_{\bar{K}^*(892)^0} \approx -0.69$, likely leading to a sizable negative value for α_{K^-} in this channel, consistent with the above discussion. For the $\Delta(1232)^{++}K^-$ channel, responsible for $(17 \pm 4)\%$ of the rate [39, 54], the same approach predicts $\alpha_p, \alpha_{K^-}, \alpha_{\pi^+} \approx 0$ [69]. The nonresonant channel constitutes $(55 \pm 6)\%$ of the rate [39, 54].

Overall, since the precise values of α_i are unknown, the proposed analysis will in practice measure the products $\alpha_i \mathcal{P}(\Lambda_c)$. This does not present an obstacle to using the

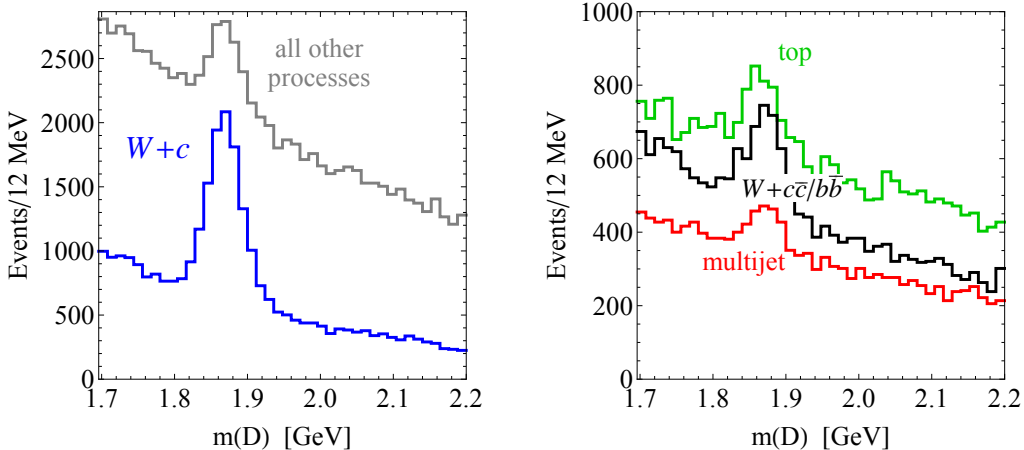


Figure 3. Separate (unstacked) contributions to the ATLAS plot for $D^\pm \rightarrow K^\mp \pi^\pm \pi^\pm$ (our figure 2, top-left). Left: $W+c$ (blue) and all the other processes (gray). Right: top processes (green), $W+c\bar{c}/b\bar{b}$ (black) and multijet processes (red).

$W+c$ measurement for calibrating a future measurement in a new-physics sample, since the α_i will be the same prefactors in the two cases.

5 Sensitivity estimate for Run 2

Because of the large dependence of the $\Lambda_c^+ \rightarrow pK^-\pi^+$ selection and reconstruction on vertexing, it is difficult for us to fully simulate the proposed analysis. Instead, to obtain a rough idea about the attainable $\Lambda_c^+ \rightarrow pK^-\pi^+$ reconstruction efficiency and purity, we will use the information provided on $D^+ \rightarrow K^-\pi^+\pi^+$ reconstruction in the ATLAS $W+c$ analysis [22].

In figure 2, top-left, we already showed ATLAS’s estimates for the various backgrounds. As shown more clearly in figure 3, left, in addition to the desired peak, the $W+c$ process itself contributes a smooth background. It arises due to a variety of situations in which the event is found to contain a displaced 3-prong vertex not due to $D^+ \rightarrow K^-\pi^+\pi^+$. As can also be seen in figure 3, left, the contribution from processes other than $W+c$ likewise includes both a smooth component and a peak at the D^+ mass. The peak is due to real $D^+ \rightarrow K^-\pi^+\pi^+$ decays present mainly in the processes shown in figure 3, right. In these processes, the size of the peak relative to the smooth component is smaller than for $W+c$ due to additional smooth contributions from non- c jets. We expect the backgrounds for $\Lambda_c^+ \rightarrow pK^-\pi^+$ to behave qualitatively similarly.

In the Λ_c analysis we propose here, in addition to determining the size of the backgrounds, one will need to know their contribution to the polarization. For the peaking parts of the backgrounds, it will be the polarization of actual Λ_c ’s present in the event, while for the smooth parts, it will be the mostly-fake polarization obtained from interpreting the 3-prong vertex as if it originated from a $\Lambda_c^+ \rightarrow pK^-\pi^+$ decay. (It is not entirely fake. For example, the small contribution due to the 4-body decay $\Lambda_c^+ \rightarrow pK^-\pi^+\pi^0$ will have some dependence on the Λ_c^+ polarization.) It is also important to note that part of the Λ_c ’s in

the background events will arise not from hadronization of charm quarks but from decays of bottom baryons and will generally be polarized even if the bottom baryons are not. Let us now discuss the different background contributions in more detail.

In the multijet processes, the charm quarks, and therefore also the Λ_c 's they produce, are unpolarized, because of the parity invariance of QCD. The charm quarks from $W^+ \rightarrow c\bar{s}$ decays in the top-quark backgrounds (which include $t\bar{t}$ and single-top processes) are polarized in the same way as those of the $W+c$ events. The resulting Λ_c^+ decays can therefore be considered as a small additional contribution to the signal, after accounting for the sign of the accompanying lepton. Bottom quarks in top, $W+b\bar{b}$ and multijet events contribute Λ_c 's with a different polarization, due to the electroweak decays of the bottom hadrons (primarily the Λ_b) to Λ_c 's and $\Sigma_c^{(*)}$'s. Since $\tau_b \approx 7\tau_{\Lambda_c}$, this contribution can probably be estimated by using a control sample enriched in Λ_c 's produced at a highly displaced vertex. Finally, the contribution from $W+c\bar{c}$ processes will cancel in the difference between the polarization of Λ_c 's in the right-sign samples and that of $\bar{\Lambda}_c$'s in the wrong-sign samples, analogous to figure 2, bottom row, because the $g \rightarrow c\bar{c}$ vertex is CP conserving.

Backgrounds due to events other than $\Lambda_c^+ \rightarrow pK^-\pi^+$ can likely be estimated using sidebands. Their contribution to the reconstructed polarization will vary smoothly with the reconstructed mass, as long as the known value of the Λ_c^+ mass is not being used in determining the Λ_c^+ rest frame for the polarization measurement. An exception will be a small and narrow polarized peak due to $\Xi_c^+ \rightarrow pK^-\pi^+$ near $m_{\Xi_c^+} \approx 2468$ MeV [71, 72].

To estimate the statistical precision of the polarization measurement, let us consider for simplicity the kaon forward-backward asymmetry with respect to the Λ_c flight direction, in the Λ_c rest frame, as the variable sensitive to the kaon angular distribution in eq. (4.1):

$$\mathcal{A}_{\text{FB}} \equiv \frac{N(\cos\theta_{K^-} > 0) - N(\cos\theta_{K^-} < 0)}{N}, \quad (5.1)$$

where $N = N(\cos\theta_{K^-} > 0) + N(\cos\theta_{K^-} < 0)$ is the total number of events reconstructed in the Λ_c mass window. The signal contribution is

$$\mathcal{A}_{\text{FB,S}} = \frac{\alpha_{K^-} \mathcal{P}(\Lambda_c) S}{2N}, \quad (5.2)$$

where S is the number of signal events, which include only correctly reconstructed $\Lambda_c^+ \rightarrow pK^-\pi^+$ decays from $W+c$ production. The statistical uncertainty on \mathcal{A}_{FB} is given by

$$\sigma(\mathcal{A}_{\text{FB}}) = \sqrt{\frac{1 - \mathcal{A}_{\text{FB}}^2}{N}} \simeq \frac{1}{\sqrt{N}}. \quad (5.3)$$

Since the c -quark polarization satisfies

$$\mathcal{P}(c) \propto \mathcal{P}(\Lambda_c) \propto \mathcal{A}_{\text{FB,S}}, \quad (5.4)$$

the expected statistical significance for the observation of a non-zero $\mathcal{P}(c)$ is

$$\frac{|\mathcal{A}_{\text{FB,S}}|}{\sigma(\mathcal{A}_{\text{FB}})} = \frac{|\alpha_{K^-} \mathcal{P}(\Lambda_c)|}{2} \frac{S}{\sqrt{N}} \quad (5.5)$$

standard deviations. The relative statistical precision of the measurement is the inverse of this quantity.

To obtain a ballpark figure, let us take the example of the ATLAS D^+ peak (figure 3, left)⁷ and account, as discussed in section 3, for the difference between the $D^+ \rightarrow K^- \pi^+ \pi^+$ and $\Lambda_c^+ \rightarrow p K^- \pi^+$ event rates, and the higher statistics ($\approx 100 \text{ fb}^{-1}$) anticipated for Run 2. Let us also assume, that to cancel some of the background contributions, the analysis will use the difference between the opposite- and same-sign samples. The cost of this, in terms of the statistical fluctuations of the background, is approximately a doubling of N . We then get $S/\sqrt{N} \approx 47$. The value of $|\alpha_{K^-} \mathcal{P}(\Lambda_c)|$ that enters eq. (5.5) will be measured in the analysis itself. As a reasonable possibility, in line with the discussions of the expected Λ_c polarization in section 2 and the spin analyzing power of the kaon in section 4, let us take $|\alpha_{K^-} \mathcal{P}(\Lambda_c)| = 0.4$. We then obtain a precision of 11%.

The estimate in the previous paragraph is optimistic since it does not take into account the expected degradation in the efficiency and/or purity due to the shorter Λ_c^+ lifetime, whose impact is difficult for us to estimate. This issue will be only partly mitigated by the Run 2 pixel detector upgrades mentioned in section 3. However, even if relaxed requirements on the vertex displacement let more background in, for instance increasing N by a factor of 2, and still admit less signal S , for example also by a factor of 2, eq. (5.5) still predicts high statistical significance, of about 3σ . We also note that the ATLAS analysis used only very basic properties of the event in the selection procedure. It is therefore plausible that backgrounds can be significantly reduced further by targeting the remaining non- $W+c$ contributions in a more dedicated way.

6 Comments on other possible strategies

While we have focused on $\Lambda_c^+ \rightarrow p K^- \pi^+$, other reconstructible decay modes of the Λ_c^+ can potentially be used for the polarization measurement as well. The decay $\Lambda_c^+ \rightarrow \Lambda \pi^+$ is attractive because of its known and large spin analyzing power, $\alpha_\Lambda = -0.91 \pm 0.15$ [54]. However, its branching fraction is not very large, $\mathcal{B} \approx 0.9\%$ after requiring $\Lambda \rightarrow p \pi^-$ (cf. $\mathcal{B} \approx 7\%$ for $\Lambda_c^+ \rightarrow p K^- \pi^+$), and the Λ reconstruction efficiency in ATLAS and CMS is only $\mathcal{O}(10\%)$ [73–75] because the Λ decays far from the interaction point. The BIS-2 experiment [36] used the decay $\Lambda_c^+ \rightarrow p \bar{K}^0 \pi^+ \pi^-$ ($\mathcal{B} \approx 1.2\%$ after requiring $\bar{K}^0 \rightarrow \pi^+ \pi^-$), where it found some evidence for sizable spin analyzing powers for the p and \bar{K}^0 . Both the BIS-2 [36] and R608 [37] used the decay $\Lambda_c^+ \rightarrow \Lambda \pi^+ \pi^+ \pi^-$ ($\mathcal{B} \approx 2.2\%$ after requiring $\Lambda \rightarrow p \pi^-$), with the R608 finding evidence for a large spin analyzing power for the Λ .

We note, in addition, that the spin analyzing powers of $\Lambda_c^+ \rightarrow p K^- \pi^+$ can be obtained by analyzing this decay in conjunction with $\Lambda_c^+ \rightarrow \Lambda \pi^+$ in the high-statistics samples of

⁷We fit the backgrounds to a second-order polynomial after excluding the mass range $1870 \pm 102 \text{ MeV}$. We define the D^+ mass window, which contains about 95% of the peak, as $1870 \pm 42 \text{ MeV}$. The peak width, for both D^+ and Λ_c^+ , is dominated by detector resolution effects. As we only seek a rough estimate, we neglect the difference between the D^+ and Λ_c^+ masses ($m_{\Lambda_c^+} \approx 2286 \text{ MeV}$), the different masses of their decay products which affect both the peak resolution (via the distributions of the decay products momenta) and the shape of the smooth backgrounds (which are reconstructed by assigning the expected particle identities to the three tracks), and differences between the ATLAS and CMS resolutions.

Λ_c 's from the decays of inclusively-produced b hadrons, in particular at LHCb. These Λ_c 's are expected to be highly polarized due to the electroweak nature of the $b \rightarrow c$ transition. (For theoretical studies of the polarization in some of the $\Lambda_b \rightarrow \Lambda_c$ decays, see [69, 76–83].) The known spin analyzing power of $\Lambda_c^+ \rightarrow \Lambda\pi^+$ enables measuring this polarization, making it possible to extract the spin analyzing powers of $\Lambda_c^+ \rightarrow pK^-\pi^+$.

It is also possible to measure the Λ_c polarization by doing an amplitude analysis of the $\Lambda_c^+ \rightarrow pK^-\pi^+$ decay, using the various contributions with intermediate resonances, as was done by the E791 experiment [39]. We did not discuss this method here only for simplicity.

7 Discussion

With Run 2 of the LHC, we enter an era in which ATLAS and CMS can measure not only the momentum but also the spin state (polarization) of quarks produced in hard processes. It has already been pointed out that the polarizations of b and c [13] as well as s quarks [84] can be measured in the Standard Model $t\bar{t}$ samples of Run 2. It has also been demonstrated [84] that in the future, quark polarization measurements in certain new physics scenarios can be both feasible and useful, after they have been calibrated on known Standard Model samples. In the current paper, we studied the possibility of measuring the c -quark polarization in Standard Model $W+c$ events by utilizing the $\Lambda_c^+ \rightarrow pK^-\pi^+$ decays. Using rough estimates, we found such an analysis to likely be doable in Run 2.

The $W+c$ samples offer an advantage over the $t\bar{t}$ samples considered in [13] from the point of view of the signal statistics. The cross section of

$$pp \rightarrow W^- c, \quad W^- \rightarrow \ell^- \bar{\nu} \tag{7.1}$$

is larger than that of

$$pp \rightarrow t\bar{t}, \quad t \rightarrow (W^+ \rightarrow c\bar{s}) b, \quad \bar{t} \rightarrow (W^- \rightarrow \ell^- \bar{\nu}) \bar{b} \tag{7.2}$$

by a factor of about 13 (and similarly for the conjugate processes).⁸ On the other hand, the $W+c$ samples suffer from sizable backgrounds from several other processes (figures 2 and 3), while in single-lepton $t\bar{t}$ samples, contaminations from non- $t\bar{t}$ processes are small (see, e.g., [85, 86]); contaminations from light jets in $t\bar{t}$ events cannot be large either. Therefore, as far as purity is concerned, $t\bar{t}$ samples seem advantageous over $W+c$. Even though in the ATLAS D^+ analysis the total background in the mass window was larger than just the intrinsic $W+c$ background by only a factor of about 5 (see figure 3, left), it will likely be yet larger in the Λ_c^+ analysis. This is because accommodating the smaller displacement of the Λ_c^+ decay vertex will increase the contributions from non- $W+c$ backgrounds that involve prompt tracks, even though the recent (ATLAS) and upcoming (CMS) pixel detector upgrades will help somewhat. It is therefore not obvious a priori which of the two measurements, $t\bar{t}$ or $W+c$, will end up being more powerful. Both are likely useful. We

⁸For this estimate, for $W+c$ production, we used the NLO cross section from MADGRAPH5_AMC@NLO [56] with the cuts $p_T > 20$ GeV, $|\eta| < 2.5$ on the c quark. For $t\bar{t}$ production, we used the NNLO+NNLL cross section [58, 59] without any kinematic cuts.

have also mentioned the possibility of a measurement in the $W+c$ sample of LHCb, which will have lower statistics but higher purity.

The proposed measurements will provide information about the longitudinal polarization retention in Λ_c baryons in charm-quark fragmentation. Remarkably, this effect has not yet been measured in any experiment. These measurements, as well as those proposed for the bottom [13] and strange [84] quarks, will provide precious inputs to our understanding of the spin dynamics in the fragmentation process. The charm quark is unique in this regard, in that it is not as heavy relative to the QCD scale as the bottom quark, and not in the entirely nonperturbative regime like the strange and the lighter quarks. From a completely different perspective, the charm polarization measurements in the Standard Model samples will prepare the ground for using similar measurements to figure out the nature of new physics processes that produce charm quarks, once such processes are discovered.

Acknowledgments

I am grateful to Andrea Giammanco, Jan Kretschmar, Alex Pearce, Jonathan Shlomi, Emmanuel Stamou and Mike Williams for their comments on a draft of this paper.

References

- [1] W. T. Giele, S. Keller, and E. Laenen, “QCD corrections to W boson plus heavy quark production at the Tevatron,” *Phys. Lett.* **B372** (1996) 141, [arXiv:hep-ph/9511449](#).
- [2] W. J. Stirling and E. Vryonidou, “Charm production in association with an electroweak gauge boson at the LHC,” *Phys. Rev. Lett.* **109** (2012) 082002, [arXiv:1203.6781 \[hep-ph\]](#).
- [3] CMS Collaboration, V. Khachatryan *et al.*, “Measurement of top quark polarisation in t -channel single top quark production,” *JHEP* **04** (2016) 073, [arXiv:1511.02138 \[hep-ex\]](#).
- [4] CMS Collaboration, S. Chatrchyan *et al.*, “Measurements of $t\bar{t}$ spin correlations and top-quark polarization using dilepton final states in pp collisions at $\sqrt{s} = 7$ TeV,” *Phys. Rev. Lett.* **112** (2014) 182001, [arXiv:1311.3924 \[hep-ex\]](#).
- [5] CMS Collaboration, V. Khachatryan *et al.*, “Measurements of $t\bar{t}$ spin correlations and top quark polarization using dilepton final states in pp collisions at $\sqrt{s} = 8$ TeV,” *Phys. Rev.* **D93** (2016) 052007, [arXiv:1601.01107 \[hep-ex\]](#).
- [6] ATLAS Collaboration, G. Aad *et al.*, “Measurement of Top Quark Polarization in Top-Antitop Events from Proton-Proton Collisions at $\sqrt{s} = 7$ TeV Using the ATLAS Detector,” *Phys. Rev. Lett.* **111** (2013) 232002, [arXiv:1307.6511 \[hep-ex\]](#).
- [7] D0 Collaboration, V. M. Abazov *et al.*, “Measurement of Leptonic Asymmetries and Top Quark Polarization in $t\bar{t}$ Production,” *Phys. Rev.* **D87** (2013) 011103, [arXiv:1207.0364 \[hep-ex\]](#).
- [8] D0 Collaboration, V. M. Abazov *et al.*, “Simultaneous measurement of forward-backward asymmetry and top polarization in dilepton final states from $t\bar{t}$ production at the Tevatron,” *Phys. Rev.* **D92** (2015) 052007, [arXiv:1507.05666 \[hep-ex\]](#).
- [9] D0 Collaboration, V. M. Abazov *et al.*, “Measurement of top quark polarization in $t\bar{t}$ lepton+jets final states,” [arXiv:1607.07627 \[hep-ex\]](#).

- [10] T. Mannel and G. A. Schuler, “Semileptonic decays of bottom baryons at LEP,” *Phys. Lett.* **B279** (1992) 194.
- [11] F. E. Close, J. G. Körner, R. J. N. Phillips, and D. J. Summers, “Report of the b-fragmentation working group. Section 5: b polarization at LEP,” *J. Phys.* **G18** (1992) 1703.
- [12] A. F. Falk and M. E. Peskin, “Production, decay, and polarization of excited heavy hadrons,” *Phys. Rev.* **D49** (1994) 3320, [arXiv:hep-ph/9308241](#).
- [13] M. Galanti, A. Giammanco, Y. Grossman, Y. Kats, E. Stamou, and J. Zupan, “Heavy baryons as polarimeters at colliders,” *JHEP* **1511** (2015) 067, [arXiv:1505.02771 \[hep-ph\]](#).
- [14] ALEPH Collaboration, D. Buskulic *et al.*, “Measurement of Λ_b polarization in Z decays,” *Phys. Lett.* **B365** (1996) 437.
- [15] OPAL Collaboration, G. Abbiendi *et al.*, “Measurement of the average polarization of b baryons in hadronic Z^0 decays,” *Phys. Lett.* **B444** (1998) 539, [arXiv:hep-ex/9808006](#).
- [16] DELPHI Collaboration, P. Abreu *et al.*, “ Λ_b polarization in Z^0 decays at LEP,” *Phys. Lett.* **B474** (2000) 205.
- [17] ALEPH Collaboration, D. Buskulic *et al.*, “Measurement of Λ polarization from Z decays,” *Phys. Lett.* **B374** (1996) 319.
- [18] ALEPH Collaboration, “Update of Λ polarization from Z decays,” [CERN-OPEN-99-328](#).
- [19] OPAL Collaboration, K. Ackerstaff *et al.*, “Polarization and forward-backward asymmetry of Λ baryons in hadronic Z^0 decays,” *Eur. Phys. J.* **C2** (1998) 49, [arXiv:hep-ex/9708027](#).
- [20] C.-K. Chow, “Qualitative aspects of polarization distributions in excited heavy hadron productions,” [arXiv:hep-ph/9609514](#).
- [21] A. Adamov and G. R. Goldstein, “Excited state contributions to the heavy baryon fragmentation functions in a quark-diquark model,” *Phys. Rev.* **D64** (2001) 014021, [arXiv:hep-ph/0009300](#).
- [22] ATLAS Collaboration, G. Aad *et al.*, “Measurement of the production of a W boson in association with a charm quark in pp collisions at $\sqrt{s} = 7$ TeV with the ATLAS detector,” *JHEP* **1405** (2014) 068, [arXiv:1402.6263 \[hep-ex\]](#).
- [23] CMS Collaboration, S. Chatrchyan *et al.*, “Measurement of associated W + charm production in pp collisions at $\sqrt{s} = 7$ TeV,” *JHEP* **1402** (2014) 013, [arXiv:1310.1138 \[hep-ex\]](#).
- [24] CDF Collaboration, T. Aaltonen *et al.*, “First measurement of the production of a W boson in association with a single charm quark in $p\bar{p}$ collisions at $\sqrt{s} = 1.96$ TeV,” *Phys. Rev. Lett.* **100** (2008) 091803, [arXiv:0711.2901 \[hep-ex\]](#).
- [25] CDF Collaboration, T. Aaltonen *et al.*, “Observation of the Production of a W Boson in Association with a Single Charm Quark,” *Phys. Rev. Lett.* **110** (2013) 071801, [arXiv:1209.1921 \[hep-ex\]](#).
- [26] CDF Collaboration, T. A. Aaltonen *et al.*, “Measurement of vector boson plus $D^*(2010)^+$ meson production in $p\bar{p}$ collisions at $\sqrt{s} = 1.96$ TeV,” *Phys. Rev.* **D93** (2016) 052012, [arXiv:1508.06980 \[hep-ex\]](#).
- [27] D0 Collaboration, V. M. Abazov *et al.*, “Measurement of the ratio of the $p\bar{p} \rightarrow W + c$ -jet cross section to the inclusive $p\bar{p} \rightarrow W + \text{jets}$ cross section,” *Phys. Lett.* **B666** (2008) 23,

[arXiv:0803.2259 \[hep-ex\]](#).

- [28] D0 Collaboration, V. M. Abazov *et al.*, “Measurement of the $W + b$ -jet and $W + c$ -jet differential production cross sections in $p\bar{p}$ collisions at $\sqrt{s} = 1.96$ TeV,” *Phys. Lett.* **B743** (2015) 6, [arXiv:1412.5315 \[hep-ex\]](#).
- [29] LHCb Collaboration, R. Aaij *et al.*, “Study of W boson production in association with beauty and charm,” *Phys. Rev.* **D92** (2015) 052001, [arXiv:1505.04051 \[hep-ex\]](#).
- [30] ATLAS Collaboration, G. Aad *et al.*, “Measurement of W^\pm and Z -boson production cross sections in pp collisions at $\sqrt{s} = 13$ TeV with the ATLAS detector,” *Phys. Lett.* **B759** (2016) 601, [arXiv:1603.09222 \[hep-ex\]](#).
- [31] CMS Collaboration, “Measurement of inclusive W and Z boson production cross sections in pp collisions at $\sqrt{s} = 13$ TeV,” [CMS-PAS-SMP-15-004](#).
- [32] M. Williams, private communication.
- [33] W. G. D. Dharmaratna and G. R. Goldstein, “Single quark polarization in quantum chromodynamics subprocesses,” *Phys. Rev.* **D53** (1996) 1073.
- [34] P. J. Mulders and R. D. Tangerman, “The complete tree-level result up to order $1/Q$ for polarized deep-inelastic leptonproduction,” *Nucl. Phys.* **B461** (1996) 197, [arXiv:hep-ph/9510301 \[Erratum *ibid.* **B484** \(1997\) 538\]](#).
- [35] M. Anselmino, D. Boer, U. D’Alesio, and F. Murgia, “ Λ polarization from unpolarized quark fragmentation,” *Phys. Rev.* **D63** (2001) 054029, [arXiv:hep-ph/0008186](#).
- [36] BIS-2 Collaboration, A. N. Aleev *et al.*, “Polarization of charmed Λ_c^+ baryons produced in neutron-carbon interactions,” *Yad. Fiz.* **43** (1986) 619. [JINR-D1-84-859](#).
- [37] R608 Collaboration, P. Chauvat *et al.*, “Production of Λ_c with large x_F at the ISR,” *Phys. Lett.* **B199** (1987) 304.
- [38] M. Jeżabek, K. Rybicki, and R. Ryłko, “Experimental study of spin effects in hadroproduction and decay of Λ_c^+ ,” *Phys. Lett.* **B286** (1992) 175.
- [39] E791 Collaboration, E. M. Aitala *et al.*, “Multidimensional resonance analysis of $\Lambda_c^+ \rightarrow pK^-\pi^+$,” *Phys. Lett.* **B471** (2000) 449, [arXiv:hep-ex/9912003](#).
- [40] G. R. Goldstein, “Polarization of inclusively produced Λ_c in a QCD based hybrid model,” [arXiv:hep-ph/9907573](#).
- [41] CLEO Collaboration, G. Brandenburg *et al.*, “Observation of two excited charmed baryons decaying into $\Lambda_c^+\pi^\pm$,” *Phys. Rev. Lett.* **78** (1997) 2304.
- [42] DELPHI Collaboration, M. Feindt, C. Kreuter, A. Miagkov, and O. Podobrin, “First Evidence for Σ_b and Σ_b^* Baryons,” [DELPHI-95-107](#).
- [43] M. Feindt, “Heavy quark spectroscopy at LEP,” [CERN-PPE-95-139](#).
- [44] O. Podobrin, “B-Hadron production at LEP,” *Nucl. Phys. Proc. Suppl.* **50** (1996) 90.
- [45] E791 Collaboration, E. M. Aitala *et al.*, “Mass splitting and production of Σ_c^0 and Σ_c^{++} measured in 500 GeV π^-N interactions,” *Phys. Lett.* **B379** (1996) 292, [arXiv:hep-ex/9604007](#).
- [46] J. G. Körner, A. Pilaftsis, and M. M. Tung, “One-loop QCD mass effects in the production of polarized bottom and top quarks,” *Z. Phys.* **C63** (1994) 575, [arXiv:hep-ph/9311332](#).
- [47] LHCb Collaboration, R. Aaij *et al.*, “Prompt charm production in pp collisions at

- $\sqrt{s} = 7$ TeV,” *Nucl. Phys.* **B871** (2013) 1, [arXiv:1302.2864 \[hep-ex\]](#).
- [48] Belle Collaboration, S. H. Lee *et al.*, “Measurements of the masses and widths of the $\Sigma_c(2455)^{0/++}$ and $\Sigma_c(2520)^{0/++}$ baryons,” *Phys. Rev.* **D89** (2014) 091102, [arXiv:1404.5389 \[hep-ex\]](#).
- [49] D. de Florian, M. Stratmann, and W. Vogelsang, “QCD analysis of unpolarized and polarized Λ -baryon production in leading and next-to-leading order,” *Phys. Rev.* **D57** (1998) 5811, [arXiv:hep-ph/9711387](#).
- [50] CLEO Collaboration, P. Avery *et al.*, “Inclusive production of the charmed baryon Λ_c^+ from e^+e^- annihilations at $\sqrt{s} = 10.55$ GeV,” *Phys. Rev.* **D43** (1991) 3599.
- [51] Belle Collaboration, R. Seuster *et al.*, “Charm hadrons from fragmentation and B decays in e^+e^- annihilation at $\sqrt{s} = 10.6$ GeV,” *Phys. Rev.* **D73** (2006) 032002, [arXiv:hep-ex/0506068](#).
- [52] BaBar Collaboration, B. Aubert *et al.*, “Inclusive Λ_c^+ Production in e^+e^- Annihilations at $\sqrt{s} = 10.54$ GeV and in $\Upsilon(4S)$ Decays,” *Phys. Rev.* **D75** (2007) 012003, [arXiv:hep-ex/0609004](#).
- [53] M. Stratmann and W. Vogelsang, “Next-to-leading order evolution of polarized and unpolarized fragmentation functions,” *Nucl. Phys.* **B496** (1997) 41, [arXiv:hep-ph/9612250](#).
- [54] Particle Data Group, K. A. Olive *et al.*, “Review of Particle Physics,” *Chin. Phys.* **C38** (2014) 090001 and 2015 update.
- [55] M. Lisovyi, A. Verbytskyi, and O. Zenaiev, “Combined analysis of charm-quark fragmentation-fraction measurements,” *Eur. Phys. J.* **C76** (2016) 397, [arXiv:1509.01061 \[hep-ex\]](#).
- [56] J. Alwall, R. Frederix, S. Frixione, V. Hirschi, F. Maltoni, O. Mattelaer, H.-S. Shao, T. Stelzer, P. Torrielli, and M. Zaro, “The automated computation of tree-level and next-to-leading order differential cross sections, and their matching to parton shower simulations,” *JHEP* **1407** (2014) 079, [arXiv:1405.0301 \[hep-ph\]](#).
- [57] ALEPH Collaboration, R. Barate *et al.*, “Study of charm production in Z decays,” *Eur. Phys. J.* **C16** (2000) 597, [arXiv:hep-ex/9909032](#).
- [58] M. Czakon, P. Fiedler, and A. Mitov, “Total Top-Quark Pair-Production Cross Section at Hadron Colliders Through $\mathcal{O}(\alpha_s^4)$,” *Phys. Rev. Lett.* **110** (2013) 252004, [arXiv:1303.6254 \[hep-ph\]](#).
- [59] M. Czakon and A. Mitov, “Top++: A program for the calculation of the top-pair cross-section at hadron colliders,” *Comput. Phys. Commun.* **185** (2014) 2930, [arXiv:1112.5675 \[hep-ph\]](#).
- [60] ATLAS Collaboration, “ATLAS Insertable B-Layer Technical Design Report,” [CERN-LHCC-2010-013; ATLAS-TDR-19](#).
- [61] ATLAS Collaboration, “ATLAS Insertable B-Layer Technical Design Report Addendum,” [CERN-LHCC-2012-009; ATLAS-TDR-19-ADD](#).
- [62] ATLAS IBL Collaboration, J. Albert *et al.*, “Prototype ATLAS IBL Modules using the FE-I4A Front-End Readout Chip,” *JINST* **7** (2012) P11010, [arXiv:1209.1906 \[physics.ins-det\]](#).
- [63] ATLAS Collaboration, “Track Reconstruction Performance of the ATLAS Inner Detector at

$\sqrt{s} = 13$ TeV,” [ATL-PHYS-PUB-2015-018](#).

- [64] CMS Collaboration, A. Dominguez *et al.*, “CMS Technical Design Report for the Pixel Detector Upgrade,” [CERN-LHCC-2012-016](#); [CMS-TDR-011](#).
- [65] ATLAS Collaboration, G. Aad *et al.*, “Search for pair-produced third-generation squarks decaying via charm quarks or in compressed supersymmetric scenarios in pp collisions at $\sqrt{s} = 8$ TeV with the ATLAS detector,” *Phys. Rev.* **D90** (2014) 052008, [arXiv:1407.0608 \[hep-ex\]](#).
- [66] ATLAS Collaboration, G. Aad *et al.*, “Search for Scalar Charm Quark Pair Production in pp Collisions at $\sqrt{s} = 8$ TeV with the ATLAS Detector,” *Phys. Rev. Lett.* **114** (2015) 161801, [arXiv:1501.01325 \[hep-ex\]](#).
- [67] J. D. Bjorken, “Spin-dependent decays of the Λ_c ,” *Phys. Rev.* **D40** (1989) 1513.
- [68] ACCMOR Collaboration, S. Barlag *et al.*, “A study of the transverse polarization of Λ^0 and $\bar{\Lambda}^0$ hyperons produced in π^- -Cu interactions at 230 GeV/c,” *Phys. Lett.* **B325** (1994) 531.
- [69] B. König, J. G. Körner, and M. Krämer, “Determination of the $b \rightarrow c$ handedness using nonleptonic Λ_c decays,” *Phys. Rev.* **D49** (1994) 2363, [arXiv:hep-ph/9310263](#).
- [70] J. G. Körner and M. Krämer, “Exclusive non-leptonic charm baryon decays,” *Z. Phys.* **C55** (1992) 659.
- [71] SELEX Collaboration, S. Y. Jun *et al.*, “Observation of the Cabibbo-suppressed decay $\Xi_c^+ \rightarrow pK^-\pi^+$,” *Phys. Rev. Lett.* **84** (2000) 1857, [arXiv:hep-ex/9907062](#).
- [72] FOCUS Collaboration, J. M. Link *et al.*, “Measurement of the relative branching ratio $\text{BR}(\Xi_c^+ \rightarrow p^+K^-\pi^+)/\text{BR}(\Xi_c^+ \rightarrow \Xi^-\pi^+\pi^+)$,” *Phys. Lett.* **B512** (2001) 277, [arXiv:hep-ex/0102040](#).
- [73] ATLAS Collaboration, G. Aad *et al.*, “ K_S^0 and Λ production in pp interactions at $\sqrt{s} = 0.9$ and 7 TeV measured with the ATLAS detector at the LHC,” *Phys. Rev.* **D85** (2012) 012001, [arXiv:1111.1297 \[hep-ex\]](#).
- [74] ATLAS Collaboration, G. Aad *et al.*, “Measurement of the transverse polarization of Λ and $\bar{\Lambda}$ hyperons produced in proton-proton collisions at $\sqrt{s} = 7$ TeV using the ATLAS detector,” *Phys. Rev.* **D91** (2015) 032004, [arXiv:1412.1692 \[hep-ex\]](#).
- [75] CMS Collaboration, V. Khachatryan *et al.*, “Strange Particle Production in pp Collisions at $\sqrt{s} = 0.9$ and 7 TeV,” *JHEP* **1105** (2011) 064, [arXiv:1102.4282 \[hep-ex\]](#).
- [76] J. G. Körner and M. Krämer, “Polarization effects in exclusive semi-leptonic Λ_c and Λ_b charm and bottom baryon decays,” *Phys. Lett.* **B275** (1992) 495.
- [77] P. Bialas, J. G. Körner, M. Krämer, and K. Zalewski, “Joint angular decay distributions in exclusive weak decays of heavy mesons and baryons,” *Z. Phys.* **C57** (1993) 115.
- [78] B. König, J. G. Körner, M. Krämer, and P. Kroll, “Infinite momentum frame calculation of semileptonic heavy $\Lambda_b \rightarrow \Lambda_c$ transitions including HQET improvements,” *Phys. Rev.* **D56** (1997) 4282, [arXiv:hep-ph/9701212](#).
- [79] J.-P. Lee, C. Liu, and H. S. Song, “Analysis of $\Lambda_b \rightarrow \Lambda_c$ weak decays in heavy quark effective theory,” *Phys. Rev.* **D58** (1998) 014013, [arXiv:hep-ph/9803489](#).
- [80] F. Cardarelli and S. Simula, “Analysis of the $\Lambda_b \rightarrow \Lambda_c + l\bar{\nu}_l$ decay within a light-front constituent quark model,” *Phys. Rev.* **D60** (1999) 074018, [arXiv:hep-ph/9810414](#).

- [81] C. Albertus, E. Hernandez, and J. Nieves, “Nonrelativistic constituent quark model and HQET combined study of semileptonic decays of Λ_b and Ξ_b baryons,” *Phys. Rev.* **D71** (2005) 014012, [arXiv:nucl-th/0412006](#).
- [82] D. Ebert, R. N. Faustov, and V. O. Galkin, “Semileptonic decays of heavy baryons in the relativistic quark model,” *Phys. Rev.* **D73** (2006) 094002, [arXiv:hep-ph/0604017](#).
- [83] T. Gutsche, M. A. Ivanov, J. G. Körner, V. E. Lyubovitskij, P. Santorelli, and N. Habył, “Semileptonic decay $\Lambda_b \rightarrow \Lambda_c + \tau^- + \bar{\nu}_\tau$ in the covariant confined quark model,” *Phys. Rev.* **D91** (2015) 074001, [arXiv:1502.04864](#) [[hep-ph](#)].
- [84] Y. Kats, “Measuring polarization of light quarks at ATLAS and CMS,” *Phys. Rev.* **D92** (2015) 071503, [arXiv:1505.06731](#) [[hep-ph](#)].
- [85] ATLAS Collaboration, “Measurements of the $t\bar{t}$ production cross-section in the dilepton and lepton-plus-jets channels and of the ratio of the $t\bar{t}$ and Z boson cross-sections in pp collisions at $\sqrt{s} = 13$ TeV with the ATLAS detector,” [ATLAS-CONF-2015-049](#).
- [86] CMS Collaboration, “Measurement of the inclusive and differential $t\bar{t}$ production cross sections in lepton + jets final states at 13 TeV,” [CMS-PAS-TOP-15-005](#).