

Interpretation of Angular Distributions of Z -boson Production at Colliders

Jen-Chieh Peng,¹ Wen-Chen Chang,² Randall Evan McClellan,¹ and Oleg Teryaev³

¹*Department of Physics, University of Illinois at Urbana-Champaign, Urbana, Illinois 61801, USA*

²*Institute of Physics, Academia Sinica, Taipei 11529, Taiwan*

³*Bogoliubov Laboratory of Theoretical Physics, JINR, 141980 Dubna, Russia*

High precision data of dilepton angular distributions in γ^*/Z production were reported recently by the CMS Collaboration covering a broad range of the dilepton transverse momentum, q_T , up to ~ 300 GeV. Pronounced q_T dependencies of the λ and ν parameters, characterizing the $\cos^2\theta$ and $\cos 2\phi$ angular distributions, were found. Violation of the Lam-Tung relation was also clearly observed. We show that the q_T dependence of λ allows a determination of the relative contributions of the $q\bar{q}$ annihilation versus the qG Compton process. The violation of the Lam-Tung relation is attributed to the presence of a non-zero component of the $q - \bar{q}$ axis in the direction normal to the “hadron plane” formed by the colliding hadrons. The magnitude of the violation of the Lam-Tung relation is shown to reflect the amount of this “non-coplanarity”. The observed q_T dependencies of λ and ν from the CMS and the earlier CDF data can be well described using this approach.

PACS numbers: 12.38.Lg, 14.20.Dh, 14.65.Bt, 13.60.Hb

The Drell-Yan process [1], in which a lepton pair is produced in a hadron-hadron collision, is one of the most extensively studied reactions. This process together with Deep Inelastic Scattering (DIS) are the main tools for extracting the parton distributions in hadrons [2]. However, some characteristics of the lepton decay angular distributions in the Drell-Yan process are still not well understood. In particular, the Lam-Tung relation [3], which is expected to be largely valid in the presence of QCD corrections, was found to be significantly violated in pion-induced Drell-Yan data collected at CERN [4] and Fermilab [5]. Very recently, the CMS Collaboration reported a precision measurement of angular distribution in Z production at $\sqrt{s} = 8$ TeV, again showing a significant violation of the Lam-Tung relation [6].

A general expression for the Drell-Yan angular distribution is [3]

$$\frac{d\sigma}{d\Omega} \propto 1 + \lambda \cos^2\theta + \mu \sin 2\theta \cos\phi + \frac{\nu}{2} \sin^2\theta \cos 2\phi, \quad (1)$$

where θ and ϕ denote the polar and azimuthal angle, respectively, of the l^- in the dilepton rest frame. In the “naive” Drell-Yan model, where the transverse momenta of the partons and QCD processes involving gluons are ignored, $\lambda = 1$ and $\mu = \nu = 0$. When QCD effects [7] and intrinsic transverse momentum [8] are included, $\lambda \neq 1$ and $\mu, \nu \neq 0$ are allowed. Nevertheless, λ and ν are expected to largely satisfy the Lam-Tung relation [3], $1 - \lambda = 2\nu$. This relation, obtained as a result of the spin-1/2 nature of the quarks, is analogous to the Callan-Gross relation [9] in DIS. However, unlike the Callan-Gross relation, the Lam-Tung relation is predicted to be insensitive to QCD corrections [10].

The Drell-Yan angular distributions were first measured in fixed-target experiments with pion beams by the CERN NA10 [4] and the Fermilab E615 Collaborations [5]. A sizable ν , increasing with the dilepton transverse momentum q_T was observed by NA10 and E615. Perturbative QCD calculations predict much smaller values of ν [7]. A large violation of the Lam-Tung relation was also found in the E615

data [5], suggesting the presence of effects other than perturbative QCD. Several non-perturbative effects [11–14] were suggested to explain the data. Boer suggested [15] that the observed behavior of ν can be explained by the existence of a transverse-momentum dependent function [16]. This interpretation was later shown to be consistent with a fixed-target Drell-Yan experiment using a proton beam [17, 18].

A measurement of the angular distributions of electrons in the $p\bar{p} \rightarrow e^+e^- + X$ reaction at $\sqrt{s} = 1.96$ TeV in the Z mass region ($66 < M_{ee} < 116$ GeV/ c^2) with q_T up to 90 GeV was reported by the CDF Collaboration [19]. The CDF data were found to be in good agreement with the Lam-Tung relation, in contrast to the findings in fixed-target experiments. Very recently, the CMS Collaboration reported a high-statistics measurement [6] of angular distributions of γ^*/Z production in $p+p$ collisions at $\sqrt{s} = 8$ TeV with q_T up to 300 GeV, clearly observing the violation of the Lam-Tung relation [6]. The different conclusions reached by the CDF and the CMS Collaborations regarding the Lam-Tung relation in γ^*/Z production are surprising and require further study. Moreover, the much larger values of q_T covered by the CDF and CMS experiments imply that the cross sections are dominated by QCD processes involving hard gluon emissions [20]. This is different from the fixed-target Drell-Yan experiments at low q_T , where the leading-order $q - \bar{q}$ annihilation and non-perturbative effects dominate. The collider data could offer important insights on the impact of perturbative QCD effects on the validity of the Lam-Tung relation.

In this paper, we present an intuitive interpretation for the CMS and CDF results on the q_T dependencies of λ and ν , as well as the origin for the violation of the Lam-Tung relation. We show that the emission of more than one gluon in higher-order ($\geq \alpha_s^2$) QCD processes would lead to a non-coplanarity between the $q - \bar{q}$ axis and the beam/target hadron plane in the γ^*/Z rest frame, resulting in a violation of the Lam-Tung relation. Using this geometric picture, the pronounced q_T dependencies of λ and ν observed by the CMS and CDF Collaborations can be well described.

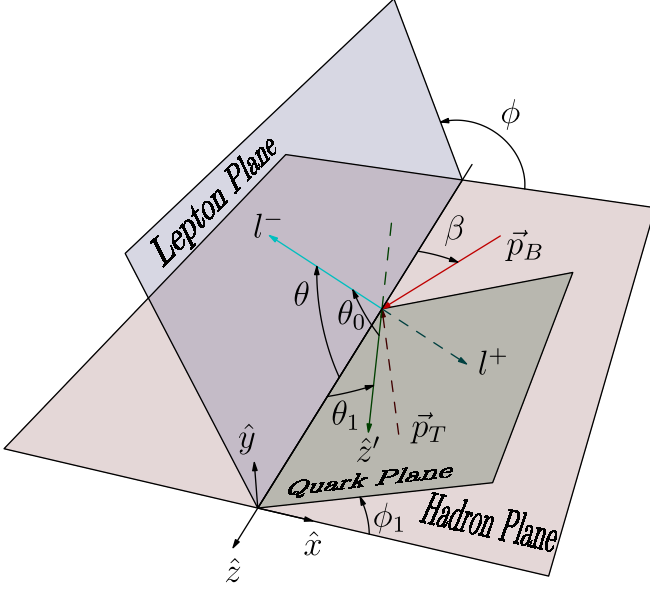


FIG. 1: Definition of the Collins-Soper coordinates, the hadron plane, the lepton plane, the quark plane, and the various angles discussed in the text.

The angular distributions of the leptons are typically expressed in the rest frame of γ^*/Z , where the l^- and l^+ have equal momenta with opposite directions. Clearly, the q and \bar{q} forming the γ^*/Z are also co-linear in the rest frame. Various choices of the coordinate system in the rest frame have been considered. In the Collins-Soper frame [21], the \hat{x} and \hat{z} axes lie in the hadron plane formed by the two colliding hadrons and the \hat{z} axis bisects the momentum vectors of the two hadrons (see Figure 1). We define the momentum unit vector of the quark as \hat{z}' , which has polar and azimuthal angles θ_1 and ϕ_1 , as shown in Fig. 1. The corresponding angles of the lepton l^- (e^- or μ^-) from the γ^*/Z decay are labelled as θ and ϕ , as in Eq. 1. Note that for any given values of θ and ϕ , θ_1 and ϕ_1 can vary over a range of values.

In the dilepton rest frame the angular distribution of l^- must be azimuthally symmetric with respect to the \hat{z}' axis with the following polar angular dependence [22]

$$\frac{d\sigma}{d\Omega} \propto 1 + a \cos \theta_0 + \cos^2 \theta_0. \quad (2)$$

The forward-backward asymmetry coefficient, a , comes from the parity-violating coupling to the Z boson, and θ_0 is the angle between the l^- momentum vector and \hat{z}' . One must convert Eq. 2 into an expression in terms of the physically measurable quantities θ and ϕ . The expression given by CMS is

$$\begin{aligned} \frac{d\sigma}{d\Omega} \propto & (1 + \cos^2 \theta) + \frac{A_0}{2}(1 - 3 \cos^2 \theta) + A_1 \sin 2\theta \cos \phi \\ & + \frac{A_2}{2} \sin^2 \theta \cos 2\phi + A_3 \sin \theta \cos \phi + A_4 \cos \theta \\ & + A_5 \sin^2 \theta \sin 2\phi + A_6 \sin 2\theta \sin \phi \\ & + A_7 \sin \theta \sin \phi. \end{aligned} \quad (3)$$

To go from Eq. 2 to Eq. 3, we note that $\cos \theta_0$ satisfies the following relation:

$$\cos \theta_0 = \cos \theta \cos \theta_1 + \sin \theta \sin \theta_1 \cos(\phi - \phi_1). \quad (4)$$

Substituting Eq. 4 into Eq. 2, we obtain

$$\begin{aligned} \frac{d\sigma}{d\Omega} \propto & (1 + \cos^2 \theta) + \frac{\sin^2 \theta_1}{2}(1 - 3 \cos^2 \theta) \\ & + \left(\frac{1}{2} \sin 2\theta_1 \cos \phi_1\right) \sin 2\theta \cos \phi \\ & + \left(\frac{1}{2} \sin^2 \theta_1 \cos 2\phi_1\right) \sin^2 \theta \cos 2\phi \\ & + (a \sin \theta_1 \cos \phi_1) \sin \theta \cos \phi + (a \cos \theta_1) \cos \theta \\ & + \left(\frac{1}{2} \sin^2 \theta_1 \sin 2\phi_1\right) \sin^2 \theta \sin 2\phi \\ & + \left(\frac{1}{2} \sin 2\theta_1 \sin \phi_1\right) \sin 2\theta \sin \phi \\ & + (a \sin \theta_1 \sin \phi_1) \sin \theta \sin \phi. \end{aligned} \quad (5)$$

From Eq. 3 and Eq. 5 one can express A_0 to A_7 in terms of θ_1 , ϕ_1 and a as follows:

$$\begin{aligned} A_0 &= \langle \sin^2 \theta_1 \rangle & A_1 &= \frac{1}{2} \langle \sin 2\theta_1 \cos \phi_1 \rangle \\ A_2 &= \langle \sin^2 \theta_1 \cos 2\phi_1 \rangle & A_3 &= a \langle \sin \theta_1 \cos \phi_1 \rangle \\ A_4 &= a \langle \cos \theta_1 \rangle & A_5 &= \frac{1}{2} \langle \sin^2 \theta_1 \sin 2\phi_1 \rangle \\ A_6 &= \frac{1}{2} \langle \sin 2\theta_1 \sin \phi_1 \rangle & A_7 &= a \langle \sin \theta_1 \sin \phi_1 \rangle. \end{aligned} \quad (6)$$

Equation 6 is a generalization of an earlier work [23] which considered the special case of $\phi_1 = 0$ and $a = 0$. The $\langle \dots \rangle$ in Eq. 6 is a reminder that the measured values of A_n are averaged over the event sample. A comparison of Eq. 1 and Eq. 3 gives

$$\lambda = \frac{2 - 3A_0}{2 + A_0}; \quad \mu = \frac{2A_1}{2 + A_0}; \quad \nu = \frac{2A_2}{2 + A_0}. \quad (7)$$

Equation 7 shows that the Lam-Tung relation, $1 - \lambda = 2\nu$, becomes $A_0 = A_2$.

From Eq. 6 and Eq. 7 several remarks regarding the nature of the γ^*/Z decay angular distribution can be made:

a) In the “naive” Drell-Yan the $q - \bar{q}$ axis coincides with the \hat{z} axis of the Collins-Soper frame, hence $\theta_1 = 0$ and $\lambda = 1$. The deviation of λ from the “naive” Drell-Yan prediction of unity is due to non-zero θ_1 , which reflects the mis-alignment between the $q - \bar{q}$ axis and the \hat{z} axis of the Collins-Soper frame [22, 23]. It is important to note that λ (or A_0) does not depend on ϕ_1 , which is a measure of the non-coplanarity between the $q - \bar{q}$ axis and the hadron plane. In contrast, μ and ν (or A_1 and A_2) depend on both θ_1 and ϕ_1 .

b) Eq. 6 also shows that the Lam-Tung relation, $A_0 = A_2$, is valid when $\phi_1 = 0$, i.e., for the co-planar case. Violation of the Lam-Tung relation is caused by the presence of the $\cos 2\phi_1$ term in A_2 (or ν), and not due to the A_0 (or λ)

term. Moreover, the non-coplanarity factor, $\cos 2\phi_1$, ensures that $A_0 \geq A_2$, or $1 - \lambda - 2\nu \geq 0$.

c) The parity-violating parameter a is not present for the coefficients A_0, A_1, A_2, A_5 and A_6 . In particular, the parameter a has no effect on the Lam-Tung relation, $A_0 = A_2$.

d) The forward-backward asymmetry, A_4 , is the only term which does not vanish when θ_1 is zero. A_4 is reduced by a factor $\cos \theta_1$ compared to the value of a . The mis-alignment between the $q - \bar{q}$ axis and the \hat{z} axis of the Collins-Soper frame will dilute the forward-backward asymmetry. Moreover, A_4 is independent of the angle ϕ_1 , thus un-affected by the non-coplanarity between the $q - \bar{q}$ axis and the hadron plane.

e) The coefficients A_5, A_6, A_7 are all odd functions of ϕ_1 . From symmetry consideration, the γ^*/Z events must have symmetric ϕ_1 distributions. Hence $\langle \sin \phi_1 \rangle$ and $\langle \sin 2\phi_1 \rangle$ would vanish in the limit of large statistics. Therefore, the values of these three coefficients, summed over a sufficiently large data sample, should approach zero. This is consistent with the observation by the CMS Collaboration [6].

In perturbative QCD at the order of α_s , ignoring the intrinsic transverse momenta of the colliding partons, the $q\bar{q} \rightarrow \gamma^*/ZG$ annihilation process gives [24–26]

$$\langle \sin^2 \theta_1 \rangle = \sin^2 \theta_1 = q_T^2 / (Q^2 + q_T^2) \quad (8)$$

in the Collins-Soper frame, where q_T and Q are the transverse momentum and mass, respectively, of the dilepton. One notes that θ_1 given in Eq. 8 is identical to the angle β between \vec{P}_B (or \vec{P}_T) and the \hat{z} axis in the Collins-Soper frame (see Fig 1). This result can be readily understood as follows. Emission of a gluon from one of the colliding partons would not affect the momentum of the other parton, which moves along the \vec{P}_B or \vec{P}_T direction (see Fig. 1). Hence the $q - \bar{q}$ collision axis (\hat{z}' in Fig. 1) is along either the \vec{P}_B or \vec{P}_T direction, and Eq. 8 is obtained. For the $qG \rightarrow \gamma^*/Zq$ Compton process, it was shown [4, 28, 29] that $\langle \sin^2 \theta_1 \rangle$ is approximately described by

$$\langle \sin^2 \theta_1 \rangle = 5q_T^2 / (Q^2 + 5q_T^2). \quad (9)$$

Unlike Eq. 8, which is an exact relation, Eq. 9 is an approximation, since the exact value depends on the details of the parton distribution functions involved in the qG Compton process. As shown in Ref. [28], this approximate expression is expected to be valid over a broad range of kinematics. This can be qualitatively understood [20], since A_0 (or equivalently, $\sin^2 \theta_1$) can be expressed as the ratio of two cross sections, $A_0 = 2d\sigma^L/d\sigma^{U+L}$, where $d\sigma^{U+L}$ is the unpolarized cross section and $d\sigma^L$ is the cross section for longitudinally polarized virtual photon. While each cross section depends on the parton distributions, the ratio is largely insensitive to them.

Using Eq. 7, Eq. 8 and Eq. 9 imply

$$\begin{aligned} \lambda &= \frac{2Q^2 - q_T^2}{2Q^2 + 3q_T^2} & \nu &= \frac{2q_T^2}{2Q^2 + 3q_T^2} & (q\bar{q}) \\ \lambda &= \frac{2Q^2 - 5q_T^2}{2Q^2 + 15q_T^2} & \nu &= \frac{10q_T^2}{2Q^2 + 15q_T^2} & (qG). \end{aligned} \quad (10)$$

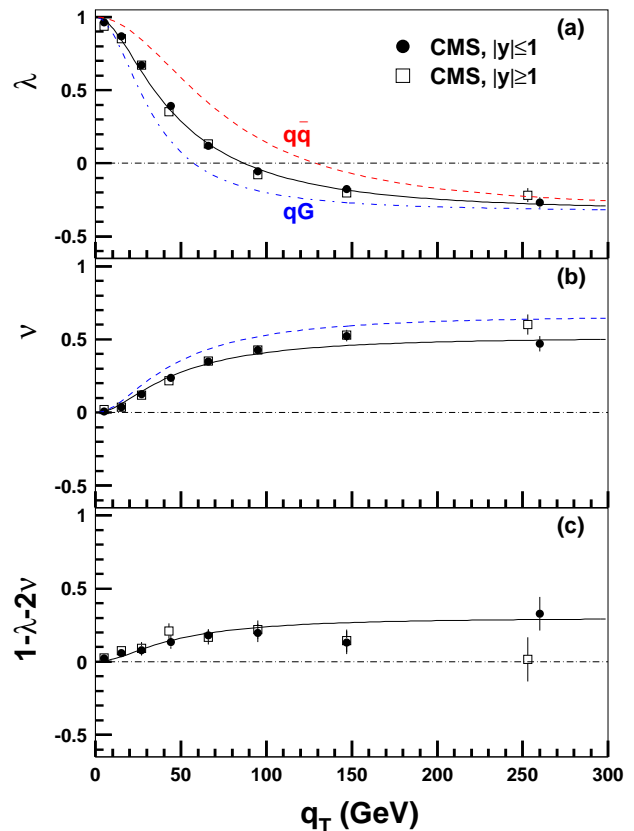


FIG. 2: Comparison between the CMS data [6] on γ^*/Z production at two rapidity regions with calculations for (a) λ vs. q_T , (b) ν vs. q_T (c) $1 - \lambda - 2\nu$ vs. q_T . Curves correspond to calculations described in the text.

We note that for both processes, $\lambda = 1$ and $\theta_1 = 0$ at $q_T = 0$, while $\lambda \rightarrow -1/3$ and $\theta_1 \rightarrow 90^\circ$ as $q_T \rightarrow \infty$. Moreover, Eq. 10 shows that the Lam-Tung relation, $1 - \lambda = 2\nu$, is satisfied for both the $q\bar{q}$ and qG processes at order α_s .

Figure 2(a) shows the CMS results for λ versus q_T for two rapidity regions, $y \leq 1.0$ and $y \geq 1.0$. We use Eq. 7 to convert the CMS measurement of A_0 into λ , since the original Lam-Tung relation was expressed in terms of λ and ν . Both the statistical and systematic uncertainties are taken into account. The dashed and dash-dotted curves in Fig. 2(a) correspond to the calculation using Eq. 10 for the $q\bar{q}$ annihilation and the qG Compton processes, respectively. Both the $q\bar{q}$ and qG processes are expected to contribute to the $pp \rightarrow \gamma^*/ZX$ reaction, and the observed q_T dependence of λ must reflect the combined effect of these two contributions. Adopting a simple assumption that the fraction of these two processes is q_T independent, a best-fit to the CMS data is obtained with a mixture of $58.5 \pm 1.6\%$ qG and $41.5 \pm 1.6\%$ $q\bar{q}$ processes. The solid curve in Fig. 2(a) shows that the data at both rapidity regions can be well described by this mixture of the qG and $q\bar{q}$ processes. In pp collisions the qG process is expected to be more important than the $q\bar{q}$ process [27], in agreement with

the best-fit result. While the amount of qG and $q\bar{q}$ mixture can in principle depend on the rapidity, y , the CMS data indicate a very weak, if any, y dependence. The good description of λ shown in Fig. 2(a) also suggests that higher-order QCD processes are relatively unimportant.

We next consider the CMS data on the ν parameter. As shown in Eqs. 6 and 7, ν depends not only on θ_1 , but also on ϕ_1 . In leading order α_s where only a single undetected parton is present in the final state, the $q - \bar{q}$ axis must be in the hadron plane, implying $\phi_1 = 0$ and the Lam-Tung relation is satisfied. We first compare the CMS data, shown in Fig. 2(b), with the calculation for ν using Eq. 10, which is obtained at the leading order α_s . The dashed curve uses the same mixture of 58.5% qG and 41.5% $q\bar{q}$ components as deduced from the λ data. The data are at a variance with this calculation, suggesting the presence of higher-order QCD processes leading to a non-zero value of ϕ_1 . We performed a fit to the ν data allowing A_2/A_0 to deviate from unity. The best-fit value is $A_2/A_0 = 0.77 \pm 0.02$. The solid curve in Fig. 2(b), corresponding to the best-fit, is in better agreement with the data. The deviation of A_2/A_0 from unity is due to non-zero values of ϕ_1 signifying the presence of non-coplanar processes. Fig. 2(c) shows that the q_T dependence of $1 - \lambda - 2\nu$, a measure of the violation of the Lam-Tung relation, is well described by the calculation using $A_2/A_0 = 0.77$.

The violation of the Lam-Tung relation reflects the non-coplanarity between the $q - \bar{q}$ axis and the hadron plane. This can be caused by higher-order QCD processes, where multiple partons are present in the final state in addition to the detected γ^*/Z . To illustrate this, one considers a specific quark-antiquark annihilation diagram at order α_s^2 in which both the quark and antiquark emit a gluon before they annihilate. The hadron plane in this case is related to the vector sum of the two emitted gluons, and the $q - \bar{q}$ axis is in general not in the hadron plane. This would lead to a non-zero ϕ_1 and a violation of the Lam-Tung relation. Similar consideration would also explain why the intrinsic transverse momenta of the colliding quark and antiquark in the “naive” Drell-Yan could also lead to the violation of the Lam-Tung relation, since the vector sum of the two uncorrelated transverse momenta would lead in general to a non-zero value of ϕ_1 .

There remains the question why the CDF $\bar{p}p$ Z -production data are consistent with the Lam-Tung relation [19]. Fig. 3(a) shows λ versus q_T in $\bar{p}p$ collision at 1.96 TeV from CDF. The q_T range covered by the CDF measurement is not as broad as the CMS, and the statistical accuracy is somewhat limited. Nevertheless, a striking q_T dependence of λ is observed. The dashed and dash-dotted curves are calculations using Eq. 10 for the $q\bar{q}$ annihilation and the qG Compton processes, respectively. The solid curve in Fig. 3(a) shows that the CDF data can be well described with a mixture of 72.5% $q\bar{q}$ and 27.5% qG processes. This is consistent with the expectation that the $q\bar{q}$ annihilation has the dominant contribution to the $\bar{p}p \rightarrow \gamma^*/ZX$ reaction. It is also consistent with the perturbative QCD calculations showing that the qG process contributes $\approx 30\%$ to the production of Z bosons at the Teva-

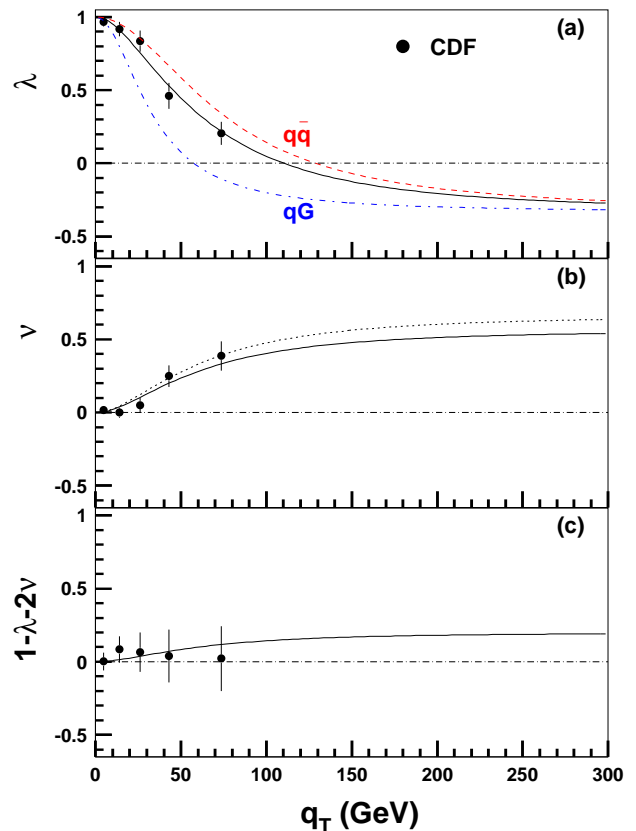


FIG. 3: Comparison between the CDF data [19] on γ^*/Z production with calculations for (a) λ vs. q_T , (b) ν vs. q_T (c) $1 - \lambda - 2\nu$ vs. q_T . Curves correspond to calculations described in the text.

tron energy [19]. The CDF data on the ν parameter, shown in Fig. 3(b), are first compared with the calculation (dotted curve) using Eq. 10 with a mixture of 72.5% $q\bar{q}$ and 27.5% qG deduced from the λ data. The solid curve in Fig. 3(b) results from a fit allowing A_2/A_0 to deviate from unity. The best-fit value is $A_2/A_0 = 0.85 \pm 0.17$. The relatively large uncertainties of the data prevent an accurate determination of the degree of non-coplanarity. Nevertheless, the data do allow a non-zero value of ϕ_1 , implying that the Lam-Tung relation could be violated. The quantity $1 - \lambda - 2\nu$, shown in Fig. 3(c), is compared with the solid curve obtained using $A_2/A_0 = 0.85$. The CDF data is consistent with the solid curve, and the presence of some violation of the Lam-Tung relation can not be excluded by the CDF data.

In conclusion, we have presented an intuitive explanation for the observed q_T dependencies of λ and ν for the CMS and CDF γ^*/Z data. The violation of the Lam-Tung relation can be attributed to the non-coplanarity of the $q - \bar{q}$ axis and the hadron plane, which occur for QCD processes involving more than one gluon. The present analysis could be further extended to the other coefficients, A_1 , A_3 and A_4 [30]. It could also be extended to the case of fixed-target Drell-Yan experiments, where the non-coplanarity at low q_T can be caused

by the intrinsic transverse momenta of the colliding partons in the initial states [30]. The effects of non-coplanarity on other inequality relations, as discussed in Ref. [31], are also being studied.

We gratefully acknowledge helpful discussion with Aram Kotzinian, Hsiang-Nan Li, and Stephane Platchkov. This work was supported in part by the U.S. National Science Foundation and the National Science Council of the Republic of China.

-
- [1] S.D. Drell and T.M. Yan, Phys. Rev. Lett. **25**, 316 (1970); Ann. Phys. (NY) **66**, 578 (1971).
- [2] J.C. Peng and J.W. Qiu, Prog. Part. Nucl. Phys. **76**, 43 (2014).
- [3] C.S. Lam and W.K. Tung, Phys. Rev. **D18**, 2447 (1978).
- [4] NA10 Collaboration, S. Falciano *et al.*, Z. Phys. **C31**, 513 (1986); M. Guanziroli *et al.*, Z. Phys. **C37**, 545 (1988).
- [5] E615 Collaboration, J.S. Conway *et al.*, Phys. Rev. **D39**, 92 (1989); J.G. Heinrich *et al.*, Phys. Rev. **D44**, 1909 (1991).
- [6] CMS Collaboration, V. Khachatryan *et al.*, Phys. Lett. **B750**, 154 (2015).
- [7] P. Chiappetta and M. LeBellac, Z. Phys. **C32**, 521 (1986).
- [8] J. Cleymans and M. Kuroda, Phys. Lett. **B105**, 68 (1981).
- [9] C.G. Callan and D.J. Gross, Phys. Rev. Lett. **22**, 156 (1969).
- [10] C.S. Lam and W.K. Tung, Phys. Rev. **D21**, 2712 (1980).
- [11] A. Brandenburg, S.J. Brodsky, V.V. Khoze, and D. Müller, Phys. Rev. Lett. **73**, 939 (1994).
- [12] K.J. Eskola, P. Hoyer, M. Vätinnen, and R. Vogt, Phys. Lett. **B333**, 526 (1994).
- [13] A. Brandenburg, O. Nachtmann, and E. Mirkes, Z. Phys. **C60**, 697 (1993).
- [14] C.P. Chang and H.N. Li, Phys. Lett. **B726**, 262 (2013).
- [15] D. Boer, Phys. Rev. **D60**, 014012 (1999).
- [16] D. Boer and P.J. Mulders, Phys. Rev. **D57**, 5780 (1998).
- [17] Fermilab E866 Collaboration, L.Y. Zhu *et al.*, Phys. Rev. Lett. **99**, 082301 (2007); Phys. Rev. Lett. **102**, 182001 (2009).
- [18] B. Zhang, Z. Lu, B.-Q. Ma, and I. Schmidt, Phys. Rev. **D77**, 054011 (2008).
- [19] CDF Collaboration, T. Aaltonen *et al.*, Phys. Rev. Lett. **106**, 241801 (2011).
- [20] E. Mirkes and J. Ohnemus, Phys. Rev. **D50**, 5692 (1994).
- [21] J.C. Collins and D.E. Soper, Phys. Rev. **D16**, 2219 (1977).
- [22] P. Faccioli, C. Lourenco, J. Seixas, and H. Wohri, Phys. Rev. **D83**, 056008 (2011).
- [23] O.V. Teryaev, Proceedings of XI Advanced Research Workshop on High Energy Spin Physics, Dubna, 2005, pp. 171-175.
- [24] J.C. Collins, Phys. Rev. Lett. **42**, 291 (1979).
- [25] D. Boer and W. Vogelsang, Phys. Rev. D **74**, 014004 (2006).
- [26] E.L. Berger, J.W. Qiu, and R.A. Rodriguez-Pedraza, Phys. Lett. B **656**, 74 (2007).
- [27] E.L. Berger, L.E. Gordon, and M. Klasen, Phys. Rev. D **58**, 074012 (1998).
- [28] R.L. Thews, Phys. Rev. Lett. **43**, 987 (1979).
- [29] J. Lindfors, Phys. Scr. **20**, 19 (1979).
- [30] W.C. Chang, R.E. McClellan, J.C. Peng, and O.V. Teryaev, unpublished.
- [31] J.C. Peng, J. Roloff, and O.V. Teryaev, Proceedings of DSPIN 2012.