

Predictor-based networked control under uncertain transmission delays

Anton Selivanov

Emilia Fridman

August 29, 2021

Abstract

We consider state-feedback predictor-based control of networked control systems with large time-varying communication delays. We show that even a small controller-to-actuators delay uncertainty may lead to a non-small residual error in a networked control system and reveal how to analyze such systems. Then we design an event-triggered predictor-based controller with sampled measurements and demonstrate that, depending on the delay uncertainty, one should choose various predictor models to reduce the error due to triggering. For the systems with a network only from a controller to actuators, we take advantage of the continuously available measurements by using a continuous-time predictor and employing a recently proposed switching approach to event-triggered control. By an example of an inverted pendulum on a cart we demonstrate that the proposed approach is extremely efficient when the uncertain time-varying network-induced delays are too large for the system to be stabilizable without a predictor.

1 Introduction

In networked control systems (NCSs), which are comprised of sensors, controllers, and actuators connected through a communication medium, transmitted signals are sampled in time and are subject to time-delays. Most existing papers on NCSs study robust stability with respect to small communication delays (see, e.g., [2–5]). To compensate large transport delays, predictor-based approach can be employed. So far this was done only for sampled-data control with *known constant delays* [6, 7]. In this paper we develop predictor-based sampled-data control for *unknown time-varying delays*.

There are several works that study robustness (w.r.t. delay uncertainty) of a predictor-based *continuous-time* controller [8–11]. In these works the residual error that appears due to delay uncertainty can be made arbitrary small by reducing the upper bound of the uncertainty. However, this is not true for *sampled-data systems*, where an arbitrary small delay uncertainty may

A. Selivanov (antonselivanov@gmail.com) and E. Fridman (emilia@eng.tau.ac.il) are with School of Electrical Engineering, Tel Aviv University, Israel.

This work was supported by Israel Science Foundation (grant No. 1128/14) and has been published in [1].

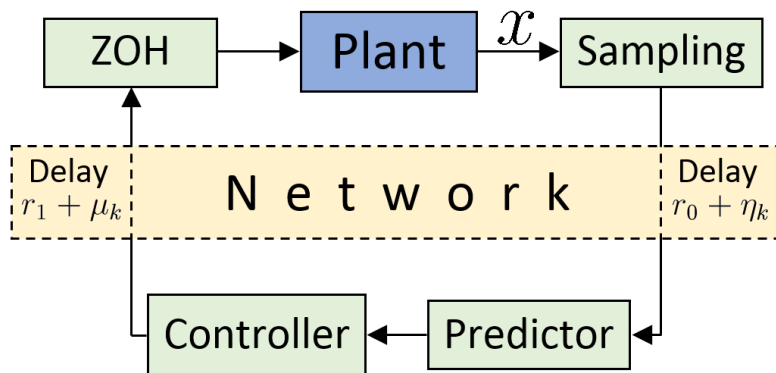


Figure 1: NCS with a predictor

lead to a non-vanishing error (because the terms that appear in the residual error may belong to different sampling intervals).

In this work we study an NCS with two networks: from sensors to a controller and from the controller to actuators. Both networks introduce large time-varying delays. We assume that the messages sent from the sensors are time stamped [12]. This allows to calculate the sensors-to-controller delay. The controller-to-actuators delay is assumed to be unknown but belongs to a known delay interval. We use a state-feedback predictor, which is calculated on the controller side, to partially compensate both delays. By extending the time-delay modelling of NCSs [3, 4, 13], we present the system in a form suitable for analysis. Using a proper Lyapunov-Krasovskii functional, we derive LMI-based conditions for the stability analysis and design that guarantee the desired decay rate of convergence.

As the next step we introduce an event-triggering mechanism [14, 15] into predictor-based networked control. The event-triggering condition is checked on a controller side and allows to reduce the amount of control signals sent through a controller-to-actuators network. We demonstrate that it is reasonable to choose different predictor models for a zero and non-zero controller-to-actuators delay uncertainty. Finally, we consider predictor-based event-triggered control with continuous-time measurements and sampled control signals sent through a controller-to-actuators network. Such systems naturally appear when a visually observed vehicle is controlled through a wireless network. To take advantage of the continuously available measurements, we use a continuous-time predictor [7, 16, 17] and a recently proposed switching approach to event-triggered control [18].

By an example of an inverted pendulum on a cart we demonstrate that the proposed approach is extremely efficient when the uncertain time-varying network-induced delays are too large for the system to be stabilizable without a predictor. Moreover, the considered event-triggering mechanism allows to significantly reduce the network workload.

2 Networked control employing predictor

Consider the linear system

$$\dot{x}(t) = Ax(t) + Bu(t), \quad t \geq 0 \quad (1)$$

with the state $x \in \mathbb{R}^n$, control input $u \in \mathbb{R}^m$, and constant matrices A, B of appropriate dimensions for which there exists $K \in \mathbb{R}^{m \times n}$ such that $A + BK$ is a Hurwitz matrix. Let $\{s_k\}$ be sampling instants such that

$$0 = s_0 < s_1 < s_2 < \dots, \quad \lim_{k \rightarrow \infty} s_k = \infty, \quad s_{k+1} - s_k \leq h.$$

At each sampling time s_k the state $x(s_k)$ is transmitted to a controller, where a control signal is calculated and transmitted to actuators (see Fig. 1). We assume that the controller and the actuators are event-driven (update their outputs as soon as they receive new data). Both state and control signals are subject to network-induced delays $r_0 + \eta_k$ and $r_1 + \mu_k$, respectively. Thus, the controller updating times are $\xi_k = s_k + r_0 + \eta_k$ and the actuators updating times are $t_k = \xi_k + r_1 + \mu_k$, where $k \in \mathbb{Z}_+$, $\mathbb{Z}_+ = \{0, 1, 2, \dots\}$ (see Fig. 2). Here r_0 and r_1 are known constant transport delays, η_k and μ_k are time-varying delays such that

$$0 \leq \eta_k \leq \eta_M, \quad 0 \leq \mu_k \leq \mu_M, \quad \xi_k \leq \xi_{k+1}, \quad t_k \leq t_{k+1}. \quad (2)$$

We assume that the sensors and controller clocks are synchronized and together with $x(s_k)$ the time stamp s_k is transmitted so that the value of $\eta_k = \xi_k - s_k - r_0$ can be calculated on the controller side at time ξ_k . Delay uncertainty μ_k is assumed to be unknown. Note that we do not require $\eta_k + \mu_k$ to be less than the sampling interval but the sequences $\{\xi_k\}$ and $\{t_k\}$ of updating times should be increasing.

Define $u(\xi) = 0$ for $\xi < \xi_0$. Then (1) transforms to

$$\begin{aligned} \dot{x}(t) &= Ax(t), & t \in [0, t_0), \\ \dot{x}(t) &= Ax(t) + Bu(\xi_k), & t \in [t_k, t_{k+1}), \quad k \in \mathbb{Z}_+. \end{aligned} \quad (3)$$

To construct a predictor-based controller for (3), define

$$v(\xi) \triangleq \begin{cases} 0, & \xi < \xi_0, \\ u(\xi_k), & \xi \in [\xi_k, \xi_{k+1}), \quad k \in \mathbb{Z}_+ \end{cases} \quad (4)$$

and consider the change of variable [16, 17]

$$z(t) \triangleq e^{A(r_0+r_1)}x(t) + \int_{t-r_1}^{t+r_0} e^{A(t+r_0-\theta)}Bv(\theta) d\theta, \quad (5)$$

where $t \geq 0$. We set $z(t) = 0$ for $t < 0$. If $\mu_M = 0$, i.e. controller-to-actuators delay is constant, (4), (5) is the state prediction, namely, $z(t) = x(t + r_0 + r_1)$. If $\mu_k \neq 0$ to obtain the precise state prediction one needs to integrate (3), where $t_k = \xi_k + r_1 + \mu_k$ depends on μ_k . Since μ_k is unknown, we use the prediction (4), (5) that is imprecise for $\mu_k \neq 0$. By substituting (3) for $\dot{x}(t)$ we obtain

$$\begin{aligned} \dot{z}(t) &= Az(t) + Bv(t + r_0) - e^{A(r_0+r_1)}Bv(t - r_1), & t \in [0, t_0), \\ \dot{z}(t) &= Az(t) + Bv(t + r_0) + e^{A(r_0+r_1)}B[u(\xi_k) - v(t - r_1)], & t \in [t_k, t_{k+1}), \quad k \in \mathbb{Z}_+. \end{aligned} \quad (6)$$

Consider the following control law

$$u(\xi_k) \triangleq Kz(s_k) = K \left[e^{A(r_0+r_1)}x(s_k) + \int_{\xi_k - \eta_k - r_0 - r_1}^{\xi_k - \eta_k} e^{A(\xi_k - \eta_k - \theta)}Bv(\theta) d\theta \right], \quad k \in \mathbb{Z}_+. \quad (7)$$

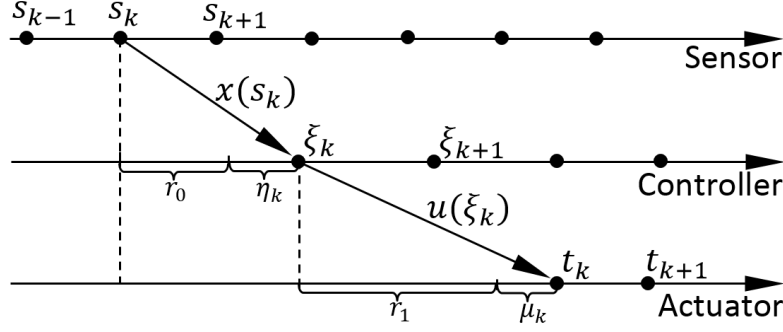


Figure 2: Time-delays and updating times

Since η_k is available to the controller at time ξ_k , the control signal (7) can be calculated. Moreover, no numerical difficulties arise while calculating the integral term in (7) with a piecewise constant $v(\theta)$ given by (4).

We analyze (4)–(7) using the time-delay approach to NCSs [3, 4, 13]. According to (4), (7), $v(t+r_0) = Kz(s_k)$ whenever $t+r_0 \in [\xi_k, \xi_{k+1})$, that is, when $t \in [\xi_k - r_0, \xi_{k+1} - r_0)$. If $t < \xi_0 - r_0$ then $v(t+r_0) = 0 = Kz(t - \eta_0)$. Therefore,

$$v(t+r_0) = Kz(t - \tau(t)), \quad t \in \mathbb{R}, \quad (8)$$

where

$$\tau(t) = \begin{cases} \eta_0, & t < \xi_0 - r_0, \\ t - s_k, & t \in [\xi_k - r_0, \xi_{k+1} - r_0), \quad k \in \mathbb{Z}_+. \end{cases}$$

Note that for $t \geq \xi_0 - r_0$

$$0 \leq \tau(t) \leq \max_k \{(s_{k+1} + r_0 + \eta_{k+1}) - r_0 - s_k\} \leq h + \eta_M.$$

By similar reasoning we obtain

$$\dot{z}(t) = Az(t) + BKz(t - \tau(t)) + e^{A(r_0+r_1)}BK[z(t - \tau_2(t)) - z(t - \tau_1(t))], \quad t \geq 0, \quad (9)$$

with

$$z(0) = e^{A(r_0+r_1)}x(0), \quad z(t) = 0 \text{ for } t < 0, \quad (10)$$

$$\begin{aligned} \tau(t) &\triangleq \begin{cases} \eta_0, & t < \xi_0 - r_0, \\ t - s_k, & t \in [\xi_k - r_0, \xi_{k+1} - r_0), \quad k \in \mathbb{Z}_+, \end{cases} \\ \tau_1(t) &\triangleq \begin{cases} r_1 + r_0 + \eta_0, & t \in [0, t_0 - \mu_0), \\ t - s_k, & t \in [t_k - \mu_k, t_{k+1} - \mu_{k+1}), \quad k \in \mathbb{Z}_+, \end{cases} \\ \tau_2(t) &\triangleq \begin{cases} r_0 + r_1 + \eta_0 + \mu_0, & t \in [0, t_0), \\ t - s_k, & t \in [t_k, t_{k+1}), \quad k \in \mathbb{Z}_+, \end{cases} \end{aligned} \quad (11)$$

$$\begin{aligned} 0 \leq \tau(t) \leq \bar{\tau} &\triangleq h + \eta_M, \\ r_0 + r_1 \leq \tau_1(t) \leq \tau_2(t) \leq \tau_M &\triangleq r_0 + r_1 + h + \eta_M + \mu_M. \end{aligned}$$

Remark 1 If $\xi_k = \xi_{k+1}$ then $\tau(t) = t - s_{k-1}$ for $t \in [\xi_{k-1} - r_0, \xi_{k+1} - r_0)$ and it may seem that the bound $\tau(t) \leq h + \eta_M$ can be violated. This is not the case, since $\xi_k = \xi_{k+1}$ implies $s_k + r_0 + \eta_k = s_{k+1} + r_0 + \eta_{k+1}$, that is, $\eta_{k+1} \leq \eta_k - h$. Therefore, for $t \in [\xi_{k-1} - r_0, \xi_{k+1} - r_0)$

$$\begin{aligned} \tau(t) &\leq \xi_{k+1} - r_0 - s_{k-1} = s_{k+1} + r_0 + \eta_{k+1} - r_0 - s_{k-1} \\ &\leq (s_{k+1} - s_{k-1}) + (\eta_k - h) \leq 2h + \eta_k - h = \eta_k + h. \end{aligned}$$

Similar explanation is valid for $\xi_k = \xi_{k+1} = \dots = \xi_{k+d}$ and $t_k = t_{k+1} = \dots = t_{k+d}$.

Remark 2 If $\mu_k \equiv 0$ then $\tau_1(t) = \tau_2(t)$ and (9) simplifies to

$$\dot{z}(t) = Az(t) + BKz(t - \tau(t)), \quad t \geq 0. \quad (12)$$

The system (12) is independent of r_0 and r_1 . Therefore, the stability conditions for (12) are independent of r_0 and r_1 : these delays are compensated by the predictor (4), (5). For $\mu_k \neq 0$ the system (9) contains the residual error that appears due to impreciseness of the predictor (4), (5).

Remark 3 While studying robustness of a predictor for the time-delay $r + \mu(t)$ with the uncertainty $\mu(t) \leq \mu_M$, usually the residual $e^{Ar}BK[z(t - r - \mu(t)) - z(t - r)]$ appears in the closed-loop system [10, 13]. Since \dot{z} is generally proved to be bounded, even for unstable A and large r by reducing μ_M one can retain this error small enough to preserve the stability. In a word, r can be made arbitrary large by decreasing μ_M . This does not hold for sampled-data systems: for arbitrary small $\mu_k > 0$ when $t \in [t_k - \mu_k, t_k)$ the arguments of $z(t - \tau_1(t))$ and $z(t - \tau_2(t))$ belong to different sampling intervals, namely, $(t - \tau_1(t)) - (t - \tau_2(t)) = s_k - s_{k-1}$ (if $t_k - \mu_k > t_{k-1}$, $k \geq 1$). Therefore, smallness of the residual in (9) for large $r = r_0 + r_1$ can be guaranteed only by reducing μ_M together with the maximum sampling interval h .

Stability conditions for the systems (9) and (12) follow from Theorem 1 and Proposition 1 of the next section.

3 Event-triggering with sampled measurements

To reduce the workload of a controller-to-actuators network, we incorporate an event-triggering mechanism (see [14]). The idea is to send only those control signals $u(\xi_k)$ which relative change is greater than a constant $\sigma \in [0, 1)$ (see Fig. 3), namely, that violate the following event-triggering rule

$$(\hat{u}(\xi_{k-1}) - u(\xi_k))^T \Omega (\hat{u}(\xi_{k-1}) - u(\xi_k)) \leq \sigma u^T(\xi_k) \Omega u(\xi_k), \quad (13)$$

where a matrix $\Omega \geq 0$ and a scalar $\sigma \geq 0$ are event-triggering parameters and $\hat{u}(\xi_{k-1})$ is the last sent control value before the time instant ξ_k :

$$\hat{u}(\xi_k) = \begin{cases} \hat{u}(\xi_{k-1}), & \text{if (13) is true,} \\ u(\xi_k), & \text{otherwise,} \end{cases} \quad (14)$$

with $\hat{u}(\xi_{-1}) = 0$. Note that the sensor sends measurements at time instants s_k (such that $s_{k+1} - s_k \leq h$) independent of the event-triggering events. Then (3) takes the form

$$\begin{aligned} \dot{x}(t) &= Ax(t), & t \in [0, t_0), \\ \dot{x}(t) &= Ax(t) + B\hat{u}(\xi_k), & t \in [t_k, t_{k+1}), \quad k \in \mathbb{Z}_+. \end{aligned} \quad (15)$$

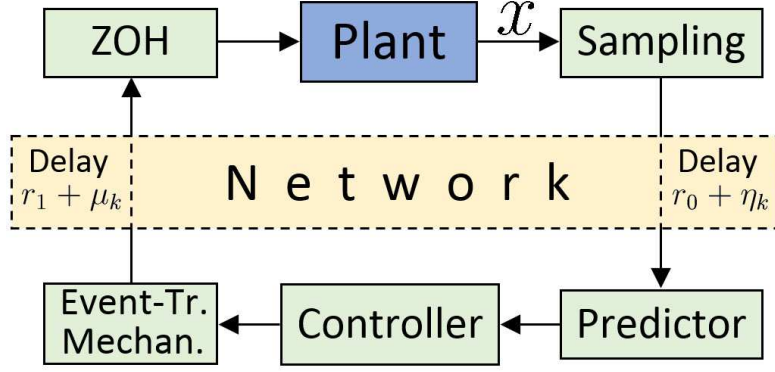


Figure 3: NCS with a predictor and event-triggering mechanism

Consider the change of variable (5) with $v(\theta)$ to be defined. By substituting (15) for $\dot{x}(t)$, we obtain

$$\begin{aligned} \dot{z}(t) &= Az(t) + Bv(t + r_0) - e^{A(r_0+r_1)}Bv(t - r_1), \quad t \in [0, t_0), \\ \dot{z}(t) &= Az(t) + Bv(t + r_0) + e^{A(r_0+r_1)}B[\hat{u}(\xi_k) - v(t - r_1)], \quad t \in [t_k, t_{k+1}), \quad k \in \mathbb{Z}_+. \end{aligned} \quad (16)$$

We now show that for $\mu_M = 0$ and $\mu_M > 0$ one should pick different functions $v(\theta)$ in the predictor (5).

1. Let $\mu_M = 0$. To cancel the last term in (16) we take $v(t - r_1) = \hat{u}(\xi_k)$ for $t \in [t_k, t_{k+1})$ or, equivalently,

$$v(\xi) \triangleq \begin{cases} 0, & \xi < \xi_0, \\ \hat{u}(\xi_k), & \xi \in [\xi_k, \xi_{k+1}), \quad k \in \mathbb{Z}_+. \end{cases} \quad (17)$$

Then (5), (17) is the state prediction for the system (15), i.e. $z(t) = x(t + r_0 + r_1)$. The system (16) takes the form

$$\dot{z}(t) = Az(t) + Bv(t + r_0), \quad t \geq 0.$$

Let us define

$$e_0(t) \triangleq \begin{cases} 0, & t < \xi_0, \\ \hat{u}(\xi_k) - u(\xi_k), & t \in [\xi_k, \xi_{k+1}), \quad k \in \mathbb{Z}_+. \end{cases}$$

Then for $t \in [\xi_k - r_0, \xi_{k+1} - r_0)$ we have

$$v(t + r_0) = \hat{u}(\xi_k) = u(\xi_k) + e_0(t + r_0) = Kz(s_k) + e_0(t + r_0) = Kz(t - \tau(t)) + e_0(t + r_0)$$

with $\tau(t)$ defined in (11). For $t < \xi_0 - r_0$, $v(t + r_0) = 0 = Kz(t - \eta_0) + e_0(t + r_0)$. Therefore,

$$\dot{z}(t) = Az(t) + BKz(t - \tau(t)) + Be_0(t + r_0), \quad t \geq 0 \quad (18)$$

with (10), and (13), (14) yield

$$0 \leq \sigma z^T(t - \tau(t))K^T\Omega Kz(t - \tau(t)) - e_0^T(t + r_0)\Omega e_0(t + r_0)$$

for $t \geq 0$. It may seem that (18) depends on the future, since $e_0(t + r_0)$ enters the system. This is not the case, since $e_0(\xi)$ for $\xi \in [\xi_k, \xi_{k+1})$ is fully defined by $z(s)$ with $s \leq s_k = \xi_k - r_0 - \eta_k$.

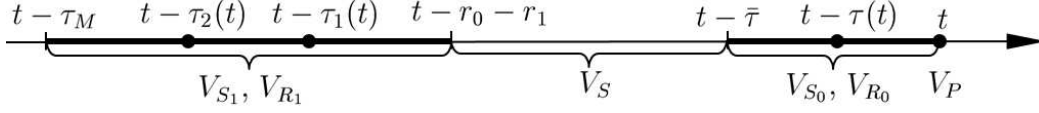


Figure 4: Lyapunov-Krasovskii functional

2. Let $\mu_k \neq 0$. Then the last term in (16) cannot be canceled, since this would require to take $v(\xi) = \hat{u}(\xi_k)$ for $\xi \in [\xi_k + \mu_k, \xi_{k+1} + \mu_{k+1})$ with unknown μ_k . If one defines $v(\xi)$ as in (17) and uses $v(\xi) = \hat{u}(\xi_k) = u(\xi_k) + e_0(\xi)$, the functions $v(t + r_0)$, $v(t - r_1)$, $\hat{u}(\xi_k)$ present in (16) will introduce three errors due to triggering e_0 with different arguments. To avoid additional triggering errors, we don't include them into the definition of $v(\xi)$, namely, we use (4) where $v(\xi) = u(\xi_k)$ or zero. Let us define

$$e_1(t) \triangleq \begin{cases} 0, & t < t_0, \\ \hat{u}(\xi_k) - u(\xi_k), & t \in [t_k, t_{k+1}), \quad k \in \mathbb{Z}_+. \end{cases}$$

Then we have

$$0 = Kz(t - \tau_2(t)) + e_1(t), \quad t \in [0, t_0),$$

$$\hat{u}(\xi_k) = u(\xi_k) + e_1(t) = Kz(s_k) + e_1(t) = Kz(t - \tau_2(t)) + e_1(t), \quad t \in [t_k, t_{k+1}), \quad k \in \mathbb{Z}_+$$

with $\tau_2(t)$ defined in (11). By arguments similar to those from Section 2 we obtain

$$\dot{z}(t) = Az(t) + BKz(t - \tau(t)) + e^{A(r_0+r_1)}Be_1(t) + e^{A(r_0+r_1)}BK[z(t - \tau_2(t)) - z(t - \tau_1(t))], \quad t \geq 0, \quad (19)$$

with (10), where τ , τ_1 , τ_2 are defined in (11) and due to (13), (14) for $t \geq 0$

$$0 \leq \sigma z^T(t - \tau_2(t))K^T\Omega Kz(t - \tau_2(t)) - e_1^T(t)\Omega e_1(t). \quad (20)$$

Remark 4 Note that for $\mu_M = 0$ (19) transforms to

$$\dot{z}(t) = Az(t) + BKz(t - \tau(t)) + e^{A(r_0+r_1)}Be_1(t).$$

Since the triggering error $e_1(t)$ is multiplied by $e^{A(r_0+r_1)}$, to guarantee the stability of the system for unstable A and large $r_0 + r_1$ one needs to retain $e_1(t)$ small enough. This problem doesn't appear in the system (18) for which the stability conditions are independent of r_0 and r_1 (see Proposition 1).

To avoid some technical complications, we assume that $\bar{\tau} = h + \eta_M \leq r_0 + r_1$. The stability conditions are derived using Lyapunov-Krasovskii functional (see Fig. 4)

$$V = V_P + V_{S_0} + V_{R_0} + V_S + V_{S_1} + V_{R_1},$$

where

$$\begin{aligned} V_P &= z^T(t)Pz(t), \quad P > 0, \\ V_{S_0} &= \int_{t-\bar{\tau}}^t e^{2\alpha(s-t)}z^T(s)S_0z(s)ds, \quad S_0 \geq 0, \\ V_{R_0} &= \bar{\tau} \int_{-\bar{\tau}}^0 \int_{t+\theta}^t e^{2\alpha(s-t)}\dot{z}^T(s)R_0\dot{z}(s)dsd\theta, \quad R_0 \geq 0, \\ V_S &= \int_{t-r_0-r_1}^{t-\bar{\tau}} e^{2\alpha(s-t)}z^T(s)S_1z(s)ds, \quad S_1 \geq 0, \\ V_{S_1} &= \int_{t-\tau_M}^{t-r_0-r_1} e^{2\alpha(s-t)}z^T(s)S_1z(s)ds, \quad S_1 \geq 0, \\ V_{R_1} &= (\tau_M - r_0 - r_1) \int_{-\tau_M}^{-r_0-r_1} \int_{t+\theta}^t e^{2\alpha(s-t)}\dot{z}^T(s)R_1\dot{z}(s)dsd\theta, \quad R_1 \geq 0. \end{aligned}$$

Note that the delayed arguments of z in (19) belong to two bold regions in Fig. 4. To analyze these regions, we use standard delay-dependent terms in V (see, e.g., [13]). To allow for large transport delays r_0 and r_1 , we use only delay-independent term V_S for the interval $[t-r_0-r_1, t-\bar{\tau}]$.

Lemma 1 *For given $\mu_M \geq 0$, $\eta_M \geq 0$, and $\alpha > 0$ let there exist an $n \times n$ matrix $P > 0$, $n \times n$ non-negative matrices S, S_0, S_1, R_0, R_1 , an $m \times m$ matrix $\Omega \geq 0$, and $n \times n$ matrices P_2, P_3, G_i ($i = 0, \dots, 3$) such that*

$$\Phi \leq 0, \quad \begin{bmatrix} R_0 & G_0 \\ * & R_0 \end{bmatrix} \geq 0, \quad \begin{bmatrix} R_1 & G_i \\ * & R_1 \end{bmatrix} \geq 0, \quad i = 1, 2, 3,$$

where $\Phi = \{\Phi_{ij}\}$ is the symmetric matrix composed from

$$\begin{aligned} \Phi_{11} &= 2\alpha P + S_0 - \bar{\rho}R_0 + P_2^T A + A^T P_2, & \Phi_{44} &= \bar{\rho}(S - S_0 - R_0), \\ \Phi_{12} &= P - P_2^T + A^T P_3, & \Phi_{55} &= e^{-2\alpha(r_0+r_1)}(S_1 - S) - \rho_M R_1, \\ \Phi_{13} &= \bar{\rho}(R_0 - G_0) + P_2^T B K, & \Phi_{56} &= \rho_M(R_1 - G_1), \\ \Phi_{14} &= \bar{\rho}G_0, & \Phi_{57} &= \rho_M(G_1 - G_2), \\ \Phi_{19} &= P_2^T e^{A(r_0+r_1)} B, & \Phi_{58} &= \rho_M G_2, \\ \Phi_{17} &= -\Phi_{16} = \Phi_{19} K, & \Phi_{66} &= -\Phi_{56} - \Phi_{56}^T, \\ \Phi_{22} &= \bar{\tau}^2 R_0 + (\tau_M - r_0 - r_1)^2 R_1 - P_3 - P_3^T, & \Phi_{67} &= \rho_M(R_1 - G_1 + G_2 - G_3), \\ \Phi_{23} &= P_3^T B K, & \Phi_{68} &= \rho_M(G_3 - G_2), \\ \Phi_{29} &= P_3^T e^{A(r_0+r_1)} B, & \Phi_{78} &= \rho_M(R_1 - G_3), \\ \Phi_{27} &= -\Phi_{26} = \Phi_{29} K, & \Phi_{77} &= -\Phi_{78} - \Phi_{78}^T + \sigma K^T \Omega K, \\ \Phi_{34} &= \bar{\rho}(R_0 - G_0), & \Phi_{88} &= -\rho_M(S_1 + R_1), \\ \Phi_{33} &= -\Phi_{34} - \Phi_{34}^T, & \Phi_{99} &= -\Omega, \end{aligned}$$

$\bar{\rho} = e^{-2\alpha\bar{\tau}}$, $\rho_M = e^{-2\alpha\tau_M}$, other blocks are zero matrices. Then the system (10), (19) is exponentially stable with a decay rate α , i.e. for some $M > 0$ solutions of the system satisfy

$$|z(t)| \leq M e^{-\alpha t} |z(0)|, \quad t \geq 0. \quad (21)$$

Proof is given in Appendix A.

Theorem 1 (Sampled event-triggering) *Under the conditions of Lemma 1 the system (7), (13)–(15) with $v(\theta)$ given by (4) is exponentially stable with a decay rate α , i.e. for some $M > 0$ solutions of the system satisfy*

$$|x(t)| \leq M e^{-\alpha t} |x(0)|. \quad (22)$$

Proof is given in Appendix B.

Remark 5 *If $A + BK$ is Hurwitz and $\alpha = \tau_M = 0$ the LMIs of Lemma 1 are always feasible by the standard arguments for delay-dependent conditions [13]. That is, LMIs of Lemma 1 establish relation between the decay rate, sampling period, and time-delays that preserve exponential stability of the system (4), (7), (13)–(15).*

Corollary 1 *If conditions of Lemma 1 are satisfied with $\sigma = 0$, $\Omega > 0$, the system (3) under the control law (7) with $v(\theta)$ given by (4) is exponentially stable with a decay rate α .*

Proof. For $\sigma = 0$, $\Omega > 0$ event-triggering mechanism (13), (14) implies $\hat{u}(\xi_k) = u(\xi_k)$ and $e_1(t) \equiv 0$, therefore, (19) coincides with (9). Then under conditions of Lemma 1 (9) is exponentially stable. This implies exponential stability of (3), (4), (7) due to the change of variable (4), (5). \square

For the case of $\mu_M = 0$ the next proposition gives stability conditions independent of r_0 and r_1 .

Proposition 1 *For $\mu_M = 0$ and given $\eta_M \geq 0$, $\alpha > 0$, if there exist an $n \times n$ matrix $P > 0$, $n \times n$ non-negative matrices S , R , an $m \times m$ matrix $\Omega \geq 0$, and $n \times n$ matrices P_2 , P_3 , G such that*

$$\Psi \leq 0, \quad \begin{bmatrix} R & G \\ * & R \end{bmatrix} \geq 0,$$

where $\Psi = \{\Psi_{ij}\}$ is the symmetric matrix composed from

$$\begin{aligned} \Psi_{11} &= 2\alpha P + S - \bar{\rho}R + P_2^T A + A^T P_2, & \Psi_{25} &= P_3^T B, \\ \Psi_{12} &= P - P_2^T + A^T P_3, & \Psi_{23} &= \Psi_{25} K, \\ \Psi_{13} &= \bar{\rho}(R - G) + P_2^T B K, & \Psi_{34} &= \bar{\rho}(R - G), \\ \Psi_{14} &= \bar{\rho}G, & \Psi_{33} &= -\Psi_{34} - \Psi_{34}^T + \sigma K^T \Omega K, \\ \Psi_{15} &= P_2^T B, & \Psi_{44} &= -\bar{\rho}(S + R), \\ \Psi_{22} &= \bar{\tau}^2 R - P_3 - P_3^T, & \Psi_{55} &= -\Omega, \end{aligned}$$

$\bar{\rho} = e^{-2\alpha\bar{\tau}}$, other blocks are zero matrices, then (7), (13)–(15) with $v(\theta)$ given by (17) is exponentially stable with a decay rate α .

Proof is based on the representation (18) and is very similar to the proof of Lemma 1.

4 Event-triggering with continuous measurements

In Section 2 the control signals are sent at $\xi_k = s_k + r_0 + \eta_k$, where $r_0 + \eta_k$ are sensors-to-controller delays and s_k are measurement sampling instants. In this section we consider the system (3) without a sensors-to-controller network ($r_0 = \eta_k = 0$) and with measurements continuously available to the controller. The control law is given by

$$u(\xi) = Kz(\xi), \quad \xi \geq 0, \quad (23)$$

where $z(\xi)$ is given by (5) with $v(\theta)$ to be defined. To obtain the time instants $\{\xi_k\}$ when a continuously changing control signal $u(\xi)$ is sampled and sent through a controller-to-actuators network, we use a switching approach to event-triggered control [19]. Namely, we choose $\xi_0 = 0$,

$$\xi_{k+1} = \min\{\xi \geq \xi_k + h \mid (u(\xi_k) - u(\xi))^T \Omega (u(\xi_k) - u(\xi)) \geq \sigma u^T(\xi) \Omega u(\xi)\}, \quad (24)$$

where a matrix $\Omega \geq 0$ and scalars $h > 0$, $\sigma \geq 0$ are event-triggering parameters. According to (24), after the controller sends out the control signal $u(\xi_k)$, it waits for at least h seconds. Then

it starts to continuously check the event-triggering rule and sends the next control signal when the event-triggering condition is violated. The idea of a switching approach to event-triggered control is to present the closed-loop system as a switching between a system with sampling h and a system with event-triggering mechanism. This allows to ensure large inter-event times and reduce the amount of sent signals [19].

Calculating \dot{z} given by (5) in view of (3) we obtain (6) (with $r_0 = \eta_k = 0$). Similar to Section 3 depending on the value of μ_M one should choose different functions $v(\theta)$.

1. Let $\mu_M = 0$. For $v(\theta)$ given in (4), eq. (6) takes the form

$$\dot{z}(t) = Az(t) + Bu(\xi_k), \quad t \in [\xi_k, \xi_{k+1}).$$

Following [19] we present the latter system as a switching between two systems:

$$\begin{aligned} \dot{z}(t) &= Az(t) + BKz(t - \tau_3(t)), \quad t \in [\xi_k, \xi_k + h), \\ \dot{z}(t) &= (A + BK)z(t) + Be_2(t), \quad t \in [\xi_k + h, \xi_{k+1}), \end{aligned} \quad (25)$$

where the initial conditions are given by (10), and

$$\begin{aligned} \tau_3(t) &\triangleq t - \xi_k \leq h, \quad t \in [\xi_k, \xi_k + h), \\ e_2(t) &\triangleq Kz(\xi_k) - Kz(t), \quad t \in [\xi_k + h, \xi_{k+1}) \end{aligned}$$

and (24) implies

$$0 \leq \sigma z^T(t) K^T \Omega K z(t) - e_2^T(t) \Omega e_2(t), \quad t \in [\xi_k + h, \xi_{k+1}).$$

2. Let $\mu_k \neq 0$. As it has been explained in Section 3, in this case it is reasonable not to include the error due to triggering in the definition of $v(\theta)$. Therefore, we take

$$v(\xi) \triangleq u(\xi) = Kz(\xi), \quad \xi \geq 0. \quad (26)$$

Then by calculating \dot{z} we obtain

$$\begin{aligned} \dot{z}(t) &= Az(t) + BKz(t) - e^{Ar_1} BKz(t - r_1), \quad t \in [0, t_0), \\ \dot{z}(t) &= Az(t) + BKz(t) + e^{Ar_1} BK[z(\xi_k) - z(t - r_1)], \quad t \in [t_k, t_{k+1}), \quad k \in \mathbb{Z}_+. \end{aligned} \quad (27)$$

Further analysis of the system (27) is based on a switching approach to event-triggered control [19]. Define

$$t_{-1}^* \triangleq \min\{h, t_0\}, \quad t_k^* \triangleq \min\{t_k + h, t_{k+1}\} \text{ for } k \in \mathbb{Z}_+.$$

We have $z(t - r_1 - \tau_4(t)) = 0$ for $t \in [0, t_{-1}^*)$ and $z(\xi_k) = z(t - r_1 - \tau_4(t))$ for $t \in [t_k, t_k^*)$, where

$$\tau_4(t) \triangleq \begin{cases} \mu_0, & t \in [0, t_{-1}^*), \\ t - \xi_k - r_1, & t \in [t_k, t_k^*). \end{cases}$$

Note that $\tau_4(t) \leq \tilde{\tau} \triangleq h + \mu_M$. Further, $Kz(t - r_1 - \mu(t)) + e_3(t) = 0$ for $t \in [t_{-1}^*, t_0)$ and $Kz(\xi_k) = Kz(t - r_1 - \mu(t)) + e_3(t)$ for $t \in [t_k^*, t_{k+1})$, where

$$\begin{aligned} \mu(t) &\triangleq \begin{cases} \mu_0, & t \in [t_{-1}^*, t_0), \\ \mu_k + (t - t_k - h) \frac{\mu_{k+1} - \mu_k}{t_{k+1} - t_k - h}, & t \in [t_k^*, t_{k+1}), \end{cases} \\ e_3(t) &\triangleq \begin{cases} 0, & t \in [t_{-1}^*, t_0), \\ Kz(\xi_k) - Kz(t - r_1 - \mu(t)), & t \in [t_k^*, t_{k+1}). \end{cases} \end{aligned}$$

The function $\mu(t)$ is chosen so that $t - r_1 - \mu(t) \in [\xi_k + h, \xi_{k+1})$ for $t \in [t_k^*, t_{k+1})$, therefore, (24) implies

$$0 \leq \sigma z^T(t - r_1 - \mu(t)) K^T \Omega K z(t - r_1 - \mu(t)) - e_3^T(t) \Omega e_3(t) \quad (28)$$

for $t \in [t_{k-1}^*, t_k)$ with $k \in \mathbb{Z}_+$.

Finally, the system (27) is presented in the form

$$\dot{z}(t) = (A + BK)z(t) + e^{Ar_1} BK[z(t - r_1 - \tau_4(t)) - z(t - r_1)], \quad t \in [0, t_{-1}^*) \cup [t_k, t_k^*), \quad (29)$$

$$\dot{z}(t) = (A + BK)z(t) + e^{Ar_1} BK[z(t - r_1 - \mu(t)) - z(t - r_1)] + e^{Ar_1} B e_3(t), \quad t \in [t_{-1}^*, t_0) \cup [t_k^*, t_{k+1}) \quad (30)$$

with (10) and $0 \leq \tau_4(t) \leq \tilde{\tau} = h + \mu_M$, $0 \leq \mu(t) \leq \mu_M$.

Lemma 2 *For given $\mu_M \geq 0$ and $\alpha > 0$ let there exist an $n \times n$ matrix $P > 0$, $n \times n$ non-negative matrices S, S_0, S_1, R_0, R_1 , an $m \times m$ matrix $\Omega \geq 0$, and $n \times n$ matrices P_2, P_3, G_0, G_1 such that*

$$\Sigma \leq 0, \quad \Xi \leq 0, \quad \begin{bmatrix} R_0 & G_0 \\ * & R_0 \end{bmatrix} \geq 0, \quad \begin{bmatrix} R_1 & G_1 \\ * & R_1 \end{bmatrix} \geq 0,$$

where $\Sigma = \{\Sigma_{ij}\}$ and $\Xi = \{\Xi_{ij}\}$ are the symmetric matrices composed from the matrices

$$\begin{aligned} \Sigma_{11} = \Xi_{11} &= 2\alpha P + S + P_2^T (A + BK) + (A + BK)^T P_2, & \Sigma_{56} &= \tilde{\rho}(R_1 - G_1), \\ \Sigma_{12} = \Xi_{12} &= P - P_2^T + (A + BK)^T P_3, & \Sigma_{66} &= -\tilde{\rho}(S_1 + R_1), \\ \Sigma_{15} = \Xi_{14} &= -\Sigma_{13} = -\Xi_{13} = P_2^T e^{Ar_1} BK, & \Xi_{17} &= P_2^T e^{Ar_1} B, \\ \Sigma_{22} = \Xi_{22} &= \mu_M^2 R_0 + h^2 R_1 - P_3 - P_3^T, & \Xi_{27} &= P_3^T e^{Ar_1} B, \\ \Sigma_{25} = \Xi_{24} &= -\Sigma_{23} = -\Xi_{23} = P_3^T e^{Ar_1} BK, & \Xi_{34} = \Xi_{45} &= \rho_M (R_0 - G_0), \\ \Sigma_{33} = \Xi_{33} &= e^{-2\alpha r_1} (S_0 - S) - \rho_M R_0, & \Xi_{35} &= \rho_M G_0, \\ \Sigma_{34} &= \rho_M R_0, & \Xi_{44} &= -\Xi_{34} - \Xi_{34}^T + \sigma K^T \Omega K, \\ \Sigma_{44} &= -\rho_M (R_0 + S_0 - S_1) - \tilde{\rho} R_1, & \Xi_{55} &= \rho_M (S_1 - S_0 - R_0) - \tilde{\rho} R_1, \\ \Sigma_{45} &= \tilde{\rho}(R_1 - G_1), & \Xi_{56} &= \tilde{\rho} R_1, \\ \Sigma_{46} &= \tilde{\rho} G_1, & \Xi_{66} &= -\tilde{\rho}(S_1 + R_1), \\ \Sigma_{55} &= -\Sigma_{45} - \Sigma_{45}^T, & \Xi_{77} &= -\Omega, \end{aligned}$$

$\tilde{\rho} = e^{-2\alpha(r_1 + \tilde{\tau})}$, $\rho_M = e^{-2\alpha(r_1 + \mu_M)}$, other blocks are zero matrices. Then the system (10), (29), (30) with ξ_k given by (24) is exponentially stable with a decay rate α (i.e. (21) holds).

Proof is given in Appendix C.

Theorem 2 (Continuous event-triggering) *Under the conditions of Lemma 2 the system (3), (5), (23), (24) with $v(\theta)$ given by (26) is exponentially stable with a decay rate α (i.e. (22) holds).*

Proof is similar to the proof of Theorem 1.

Remark 6 The control law (5), (23) with $v(\theta)$ given by (26) requires the knowledge of $z(t)$ for any $t \geq 0$. To obtain $z(t)$ during the evolution of the system (3), (5), (24), (23), (26) one has to solve the differential equation

$$\begin{aligned} \dot{z}(t) &= (A + BK)z(t) - e^{Ar_1}BKz(t - r_1), & t \in [0, t_0), \\ \dot{z}(t) &= (A + BK)z(t) + e^{Ar_1}BK[z(\xi_k) - z(t - r_1)], & t \in [t_k, t_{k+1}) \end{aligned}$$

with $z(0) = e^{Ar_1}x(0)$ and $z(t) = 0$ for $t < 0$.

Proposition 2 For $\mu_M = 0$ and a given $\alpha > 0$, if there exist $n \times n$ matrices $P > 0$, $S \geq 0$, $R \geq 0$, an $m \times m$ matrix $\Omega \geq 0$, and $n \times n$ matrices P_2, P_3, G such that

$$M \leq 0, \quad N \leq 0, \quad \begin{bmatrix} R & G \\ * & R \end{bmatrix} \geq 0,$$

where $M = \{M_{ij}\}$ and $N = \{N_{ij}\}$ are the symmetric matrices composed from the matrices

$$\begin{aligned} M_{11} &= 2\alpha P + S - \rho_h R + P_2^T A + A^T P_2, & M_{33} &= -M_{34} - M_{34}, \\ N_{11} &= 2\alpha P + S - \rho_h R + \sigma K^T \Omega K & M_{44} &= -\rho_h(S + R), \\ &+ P_2^T (A + BK) + (A + BK)^T P_2, & N_{12} &= P - P_2^T + (A + BK)^T P_3, \\ M_{12} &= P - P_2^T + A^T P_3, & N_{13} &= \rho_h R, \\ M_{13} &= \rho_h(R - G) + P_2^T BK, & N_{14} &= P_2^T B, \\ M_{14} &= \rho_h G, & N_{22} &= h^2 R - P_3 - P_3^T, \\ M_{22} &= h^2 R - P_3 - P_3^T, & N_{24} &= P_3^T B, \\ M_{23} &= P_3^T BK, & N_{33} &= -\rho_h(S + R), \\ M_{34} &= \rho_h(R - G), & N_{44} &= -\Omega, \end{aligned}$$

$\rho_h = e^{-2\alpha h}$, other blocks are zero matrices, then the system (3), (5), (24), (23) with $v(\theta)$ given by (26) is exponentially stable with a decay rate α .

Proof is based on the representation (25) and is very similar to the proof of Lemma 2.

Remark 7 MATLAB codes for solving the LMIs of Theorems 1, 2 and Propositions 1, 2 are available at <https://github.com/AntonSelivanov/Aut16a>

Remark 8 Let us set $P_3 = \varepsilon_1 P_2$, $\Omega = \varepsilon_2 I_m$ and multiply LMIs of Lemmas 1, 2, Propositions 1, 2 by $I \otimes P_2^{-1}$ and its transposed from the right and the left, respectively. By denoting $\bar{P}_2 = P_2^{-1}$, $Y = K\bar{P}_2$ and applying Schur complement to $\sigma Y^T \Omega Y$, we obtain LMIs with tuning parameters $\varepsilon_1, \varepsilon_2$ that allow to find controller gain $K = Y\bar{P}_2^{-1}$. Since requirements $P_3 = \varepsilon_1 P_2$, $\Omega = \varepsilon_2 I_m$ may be restrictive, after obtaining K one should use Lemmas 1, 2 or Propositions 1, 2 to obtain larger bound for time-delays and a decay rate. For the details on the LMI-based design see [13, 20].

	$r_0 = 0.2, \eta_M = 0.01$			$r_0 = \eta_M = 0$		
	σ	h	SCS	σ	h	SCS
Sampled predictor (4), (7)	0	0.0369	543	0	0.0646	310
Sampled event-triggering (13), (14)	0.01	0.0315	116	0.07	0.046	56
Continuous predictor (5), (26)	—	—	—	0	0.105	191
Switching event-triggering (24)	—	—	—	0.13	0.105	48

Table 1: Sent control signals (SCS) for different control strategies ($\alpha = 0.01, r_1 = 0.2, \mu_M = 0.01$)

5 Example: inverted pendulum on a cart

Following [21] we consider an inverted pendulum on a cart controlled through a network described by (1) with

$$A = \begin{bmatrix} 0 & 1 & 0 & 0 \\ 0 & 0 & -mgM^{-1} & 0 \\ 0 & 0 & 0 & 1 \\ 0 & 0 & g/l & 0 \end{bmatrix}, \quad B = \begin{bmatrix} 0 \\ M^{-1} \\ 0 \\ -(Ml)^{-1} \end{bmatrix}, \quad (31)$$

where $M = 10$ kg is the cart mass, $m = 1$ kg is the bob mass, $l = 3$ m is the arm length and $g = 10$ m/s² is the gravitational acceleration. The state $x = (y, \dot{y}, \theta, \dot{\theta})^T$ is combined of cart's position y , cart's velocity \dot{y} , bob's angle θ and bob's angular velocity $\dot{\theta}$. For such parameters the open-loop system is unstable and can be stabilized by the control law $u(t) = Kx(t)$ with $K = [2, 12, 378, 210]$. In what follows we compare different control strategies proposed in this paper.

We start by considering a system with both sensors-to-controller and controller-to-actuators networks. The numerical simulations show that the system (3), (31) under the controller $u(t) = Kx(t)$ (without a predictor) is not stable for $r_0 = r_1 = 0.1, h = 0.0369$, and $\eta_M = \mu_M = 0$. The conditions of Corollary 1 are satisfied for the same h and larger $r_0 = r_1 = 0.2, \eta_M = \mu_M = 0.01$, whereas the decay rate is $\alpha = 0.01$. That is, the predictor-based control admits significantly larger network delays. Furthermore, this implies that within 20 seconds of simulation $\lfloor 20/h \rfloor + 1 = 543$ signals are sent through each network in the system (3), (31) under the predictor-based controller (4), (7) ($\lfloor \cdot \rfloor$ stands for the integer part). For the system (15), (31) under the event-triggered controller (4), (7), (13), (14) with $\sigma = 0.01$ Theorem 1 gives $h = 0.0315$. This bound is smaller than the one given by Corollary 1, which means that the event-triggered control requires the measurements $x(s_k)$ to be sent more often but allows to reduce the amount of sent control values $u(\xi_k)$. To obtain the amount of sent signals under the event-triggered control, we perform numerical simulations with $x(0) = [0.98, 0, 0.2, 0]$ and random η_k, μ_k satisfying (2). The results are given in Table 1. As one can see event-triggering allows to reduce the workload of the controller-to-actuators network by more than 75%. The total amount of signals sent through both sensors-to-controller and controller-to-actuators networks is $543 \cdot 2 = 1086$ for the predictor-based controller (4), (7) and $\lfloor 20/h \rfloor + 1 + 116 = 751$ for the event-triggered controller (4), (7), (13), (14).

Now we consider a system with only a controller-to-actuators network ($r_0 = \eta_M = 0$) and continuous measurements. For this case one can apply sampled predictor-based controller (4), (7) or sampled event-triggered controller (4), (7), (13), (14) (with $s_k = \xi_k$). The sampled

approach simplifies the calculation of the integral term in (5) but does not take advantage of the continuously available measurements. Indeed, as one can see from Table 1 continuous predictor (5), (26) without event-triggering ($\sigma = 0$ in (24)) reduces the network workload compared to the sampled predictor by almost 40%.

To compare the sampled event-triggering mechanism (4), (5), (13), (14) and the switching event-triggering mechanism (5), (24), (26), for $\alpha = 0.01$ and each value of $\sigma = 0.01, 0.02, \dots, 1$ we apply Theorems 1 and 2 to find the maximum allowable h . Then we perform numerical simulations for each pair of (σ, h) with μ_k subject to (2) ($r_1 = 0.2$, $\mu_M = 0.01$) and choose the pair (σ, h) that leads to the smallest amount of sent control signals. In Table 1 one can see that both event-triggering mechanisms significantly reduce the amount of sent control signals. The switching event-triggering reduces the network workload by almost 15% compared to the sampled event-triggering.

6 Conclusions

We considered predictor-based control of NCSs with uncertain network delays. For the event-triggered control we showed that one should use different predictor models depending on the value of the controller-to-actuators delay uncertainty. To take advantage of the continuously available measurements in the systems with only a controller-to-actuators network, we considered a continuous-time predictor with a switching event-triggering mechanism. For the proposed control strategies we obtained LMI-based stability conditions that guaranty the desired exponential decay rate of convergence and allow to find appropriate controller gains. An example of inverted pendulum on a cart demonstrates that event-triggering mechanism allows to reduce the network workload and in those cases where the continuous-time predictor can be applied it has some advantages over the sampled one.

References

- [1] A. Selivanov and E. Fridman, "Predictor-based networked control under uncertain transmission delays," *Automatica*, vol. 70, pp. 101–108, 2016.
- [2] P. J. Antsaklis and J. Baillieul, "Guest Editorial Special Issue on Networked Control Systems," *IEEE Transactions on Automatic Control*, vol. 49, no. 9, pp. 1421–1423, 2004.
- [3] E. Fridman, A. Seuret, and J.-P. Richard, "Robust sampled-data stabilization of linear systems: an input delay approach," *Automatica*, vol. 40, no. 8, pp. 1441–1446, 2004.
- [4] H. Gao, T. Chen, and J. Lam, "A new delay system approach to network-based control," *Automatica*, vol. 44, no. 1, pp. 39–52, 2008.
- [5] K. Liu and E. Fridman, "Networked-based stabilization via discontinuous Lyapunov functionals," *International Journal of Robust and Nonlinear Control*, vol. 22, pp. 420–436, 2012.
- [6] I. Karafyllis and M. Krstic, "Nonlinear Stabilization Under Sampled and Delayed Measurements, and With Inputs Subject to Delay and Zero-Order Hold," *IEEE Transactions on Automatic Control*, vol. 57, no. 5, pp. 1141–1154, 2012.

- [7] F. Mazenc and D. Normand-Cyrot, “Reduction Model Approach for Linear Systems with Sampled Delayed Inputs,” *IEEE Transactions on Automatic Control*, vol. 58, no. 5, pp. 1263–1268, 2013.
- [8] D. Yue and Q.-L. Han, “Delayed feedback control of uncertain systems with time-varying input delay,” *Automatica*, vol. 41, no. 2, pp. 233–240, 2005.
- [9] N. Bekiaris-Liberis and M. Krstic, “Robustness to Time- and State-Dependent Delay Perturbations in Networked Nonlinear Control Systems,” in *American Control Conference*, 2013, pp. 2074–2079.
- [10] I. Karafyllis and M. Krstic, “Delay-robustness of linear predictor feedback without restriction on delay rate,” *Automatica*, vol. 49, no. 6, pp. 1761–1767, 2013.
- [11] Z.-Y. Li, B. Zhou, and Z. Lin, “On robustness of predictor feedback control of linear systems with input delays,” *Automatica*, vol. 50, no. 5, pp. 1497–1506, 2014.
- [12] W. Zhang, M. S. Branicky, and S. M. Phillips, “Stability of networked control systems,” *IEEE Control Systems Magazine*, vol. 21, no. 1, pp. 84–97, 2001.
- [13] E. Fridman, *Introduction to Time-Delay Systems: Analysis and Control*. Birkhäuser Basel, 2014.
- [14] P. Tabuada, “Event-Triggered Real-Time Scheduling of Stabilizing Control Tasks,” *IEEE Transactions on Automatic Control*, vol. 52, no. 9, pp. 1680–1685, 2007.
- [15] W. P. M. H. Heemels, K. H. Johansson, and P. Tabuada, “An introduction to event-triggered and self-triggered control,” in *IEEE Conference on Decision and Control*, 2012, pp. 3270–3285.
- [16] W. Kwon and A. Pearson, “Feedback stabilization of linear systems with delayed control,” *IEEE Transactions on Automatic Control*, vol. 25, no. 2, pp. 266–269, 1980.
- [17] Z. Artstein, “Linear systems with delayed controls: A reduction,” *IEEE Transactions on Automatic Control*, vol. 27, no. 4, pp. 869–879, 1982.
- [18] A. Selivanov and E. Fridman, “Event-Triggered H_∞ Control: A Switching Approach,” *IEEE Transactions on Automatic Control*, vol. 61, no. 10, pp. 3221–3226, 2016.
- [19] —, “Event-Triggered H_∞ Control: a Switching Approach,” *arXiv:1506.01587*, pp. 1–14, 2015.
- [20] V. Suplin, E. Fridman, and U. Shaked, “Sampled-data H_∞ control and filtering: Nonuniform uncertain sampling,” *Automatica*, vol. 43, no. 6, pp. 1072–1083, 2007.
- [21] X. Wang and M. D. Lemmon, “Self-Triggered Feedback Control Systems With Finite-Gain L_2 Stability,” *IEEE Transactions on Automatic Control*, vol. 54, no. 3, pp. 452–467, 2009.
- [22] K. Gu, V. L. Kharitonov, and J. Chen, *Stability of Time-Delay Systems*. Boston: Birkhäuser, 2003.

- [23] P. Park, J. W. Ko, and C. Jeong, "Reciprocally convex approach to stability of systems with time-varying delays," *Automatica*, vol. 47, no. 1, pp. 235–238, 2011.
- [24] K. Liu, E. Fridman, and L. Hetel, "Stability and L_2 -gain analysis of Networked Control Systems under Round-Robin scheduling: A time-delay approach," *Systems and Control Letters*, vol. 61, no. 5, pp. 666–675, 2012.

A Proof of Lemma 1

For $t \geq \tau_M$ we have

$$\begin{aligned}
\dot{V}_P + 2\alpha V_P &= 2z^T(t)P\dot{z}(t) + 2\alpha z^T(t)Pz(t), \\
\dot{V}_{S_0} + 2\alpha V_{S_0} &= z^T(t)S_0z(t) - e^{-2\alpha\bar{\tau}}z^T(t-\bar{\tau})S_0z(t-\bar{\tau}), \\
\dot{V}_S + 2\alpha V_S &= e^{-2\alpha\bar{\tau}}z^T(t-\bar{\tau})S_0z(t-\bar{\tau}) - e^{-2\alpha(r_0+r_1)}z^T(t-r_0-r_1)S_0z(t-r_0-r_1), \\
\dot{V}_{S_1} + 2\alpha V_{S_1} &= e^{-2\alpha(r_0+r_1)}z^T(t-r_0-r_1)S_1z(t-r_0-r_1) - e^{-2\alpha\tau_M}z^T(t-\tau_M)S_1z(t-\tau_M).
\end{aligned} \tag{32}$$

Using Jensen's inequality [22], Park's theorem [23] and taking into account that $\tau_1(t) \leq \tau_2(t)$ [24] we obtain

$$\begin{aligned}
\dot{V}_{R_0} + 2\alpha V_{R_0} &= \bar{\tau}^2 \dot{z}^T(t)R_0\dot{z}(t) - \bar{\tau} \int_{t-\bar{\tau}}^t e^{2\alpha(s-t)} \dot{z}^T(s)R_0\dot{z}(s) ds \\
&\leq \bar{\tau}^2 \dot{z}^T(t)R_0\dot{z}(t) - e^{-2\alpha\bar{\tau}} \begin{bmatrix} z(t)-z(t-\bar{\tau}) \\ z(t-\bar{\tau})-z(t-\bar{\tau}) \end{bmatrix}^T \begin{bmatrix} R_0 & G_0 \\ G_0^T & R_0 \end{bmatrix} \begin{bmatrix} z(t)-z(t-\bar{\tau}) \\ z(t-\bar{\tau})-z(t-\bar{\tau}) \end{bmatrix}, \tag{33}
\end{aligned}$$

$$\begin{aligned}
\dot{V}_{R_1} + 2\alpha V_{R_1} &= (\tau_M - r_0 - r_1)^2 \dot{z}^T(t)R_1\dot{z}(t) - (\tau_M - r_0 - r_1) \int_{t-\tau_M}^{t-r_0-r_1} e^{2\alpha(s-t)} \dot{z}^T(s)R_1\dot{z}(s) ds \\
&\leq (\tau_M - r_0 - r_1)^2 \dot{z}^T(t)R_1\dot{z}(t) - e^{-2\alpha\tau_M} \begin{bmatrix} z(t-r_0-r_1)-z(t-\tau_1(t)) \\ z(t-\tau_1(t))-z(t-\tau_2(t)) \\ z(t-\tau_2(t))-z(t-\tau_M) \end{bmatrix}^T \begin{bmatrix} R_1 & G_1 & G_2 \\ * & R_1 & G_3 \\ * & * & R_1 \end{bmatrix} \begin{bmatrix} z(t-r_0-r_1)-z(t-\tau_1(t)) \\ z(t-\tau_1(t))-z(t-\tau_2(t)) \\ z(t-\tau_2(t))-z(t-\tau_M) \end{bmatrix}. \tag{34}
\end{aligned}$$

We use the following descriptor representation of (19)

$$\begin{aligned}
0 &= 2[z^T(t)P_2^T + \dot{z}^T(t)P_3^T][-\dot{z}(t) + Az + BKz(t-\tau(t)) \\
&\quad + e^{A(r_0+r_1)}B(e_1(t) + Kz(t-\tau_2(t)) - Kz(t-\tau_1(t)))]. \tag{35}
\end{aligned}$$

By summing up (20), (32)–(35) we obtain

$$\dot{V} + 2\alpha V \leq \varphi^T \Phi \varphi \leq 0,$$

where $\varphi = \text{col}\{z(t), \dot{z}(t), z(t-\tau(t)), z(t-\bar{\tau}), z(t-r_0-r_1), z(t-\tau_1(t)), z(t-\tau_2(t)), z(t-\tau_M), e_1(t)\}$. This implies $\dot{V} \leq -2\alpha V$ and, therefore,

$$V(t) \leq e^{-2\alpha(t-\tau_M)}V(\tau_M), \quad t \geq \tau_M. \tag{36}$$

Define $z_t = z(t + \theta)$, $\theta \in [-\tau_M, 0]$ and $\|z_t\|_{PC} = \max_{\theta \in [-\tau_M, 0]} |z(t + \theta)|$. For $t \geq 0$ function $\|z_t\|_{PC}$ is continuous in t and (19), (20) imply $|\dot{z}(t)| \leq m\|z_t\|_{PC}$ for some $m > 0$. Therefore,

$$\|z_t\|_{PC} \leq |z(0)| + \int_0^t m\|z_s\|_{PC} ds, \quad t \geq 0.$$

By the Gronwall-Bellman Lemma this implies

$$\|z_t\|_{PC} \leq |z(0)|e^{mt}, \quad t \geq 0. \quad (37)$$

Since $|\dot{z}(t)| \leq m\|z_t\|_{PC}$, there exists c_1 such that $V(\tau_M) \leq c_1\|z_{\tau_M}\|_{PC}^2 \leq c_1|z(0)|^2e^{2m\tau_M}$. Since $|z(t)|^2\lambda_{\min}(P) \leq V(t)$, (36) and (37) imply (21) for some $M > 0$.

B Proof of Theorem 1

From (4), (5), (8) we have

$$x(t) = e^{-A(r_0+r_1)}z(t) - \int_{t-r_1}^{t+r_0} e^{A(t-r_1-\theta)}BKz(\theta - r_0 - \tau(\theta - r_0))d\theta, \quad t \geq 0,$$

where z satisfies (10), (19). By Lemma 1 (21) holds, thus

$$|x(t)| \leq Ce^{-\alpha t}|z(0)| = Ce^{-\alpha t}\|e^{A(r_0+r_1)}\||x(0)|.$$

C Proof of Lemma 2

For $t \geq r_1 + \tilde{\tau}$ ($\tilde{\tau} = h + \mu_M$) consider the functional

$$V = V_P + V_S + V_{S_0} + V_{R_0} + V_{S_1} + V_{R_1},$$

$$\begin{aligned} V_P &= z^T(t)Pz(t), \\ V_S &= \int_{t-r_1}^t e^{2\alpha(s-t)}z^T(s)Ss(s)ds, \\ V_{S_0} &= \int_{t-r_1-\mu_M}^{t-r_1} e^{2\alpha(s-t)}z^T(s)S_0z(s)ds, \\ V_{R_0} &= \mu_M \int_{-r_1-\mu_M}^{t-r_1} \int_{t+\theta}^t e^{2\alpha(s-t)}z^T(s)R_0\dot{z}(s)dsd\theta, \\ V_{S_1} &= \int_{t-r_1-\tilde{\tau}}^{t-r_1-\mu_M} e^{2\alpha(s-t)}z^T(s)S_1z(s)ds, \\ V_{R_1} &= h \int_{-r_1-\tilde{\tau}}^{t-r_1-\mu_M} \int_{t+\theta}^t e^{2\alpha(s-t)}z^T(s)R_1\dot{z}(s)dsd\theta. \end{aligned}$$

We have

$$\begin{aligned} \dot{V}_P + 2\alpha V_P &= 2z^T(t)P\dot{z}(t) + 2\alpha z^T(t)Pz(t), \\ \dot{V}_S + 2\alpha V_S &= z^T(t)Ss(t) - e^{-2\alpha r_1}z^T(t-r_1)Ss(t-r_1), \\ \dot{V}_{S_0} + 2\alpha V_{S_0} &= e^{-2\alpha r_1}z^T(t-r_1)S_0z(t-r_1) - e^{-2\alpha(r_1+\mu_M)}z^T(t-r_1-\mu_M)S_0z(t-r_1-\mu_M), \\ \dot{V}_{S_1} + 2\alpha V_{S_1} &= e^{-2\alpha(r_1+\mu_M)}z^T(t-r_1-\mu_M)S_1 \times \\ &\quad z(t-r_1-\mu_M) - e^{-2\alpha(r_1+\tilde{\tau})}z^T(t-r_1-\tilde{\tau})S_1z(t-r_1-\tilde{\tau}), \\ \dot{V}_{R_0} + 2\alpha V_{R_0} &= \mu_M^2\dot{z}^T(t)R_0\dot{z}(t) - \mu_M \int_{t-r_1-\mu_M}^{t-r_1} e^{2\alpha(s-t)}z^T(s)R_0\dot{z}(s)ds, \\ \dot{V}_{R_1} + 2\alpha V_{R_1} &= h^2\dot{z}^T(t)R_1\dot{z}(t) - h \int_{t-r_1-\tilde{\tau}}^{t-r_1-\mu_M} e^{2\alpha(s-t)}z^T(s)R_1\dot{z}(s)ds. \end{aligned} \quad (38)$$

I. For $t \in [t_k^*, t_{k+1})$ we have

$$0 = 2[z^T(t)P_2^T + \dot{z}^T(t)P_3^T][-\dot{z}(t) + (A + BK)z(t) + e^{Ar_1}B(Kz(t - r_1 - \mu(t)) - Kz(t - r_1) + e_3(t))]. \quad (39)$$

To compensate the term $z(t - r_1 - \mu(t))$ using Jensen's inequality and Park's theorem we derive

$$- \mu_M \int_{t-r_1-\mu_M}^{t-r_1} e^{2\alpha(s-t)} \dot{z}^T(s) R_0 \dot{z}(s) ds \leq e^{-2\alpha(r_1+\mu_M)} \times \begin{bmatrix} z(t-r_1)-z(t-r_1-\mu(t)) \\ z(t-r_1-\mu(t))-z(t-r_1-\mu_M) \end{bmatrix}^T \begin{bmatrix} R_0 & G_0 \\ G_0^T & R_0 \end{bmatrix} \begin{bmatrix} z(t-r_1)-z(t-r_1-\mu(t)) \\ z(t-r_1-\mu(t))-z(t-r_1-\mu_M) \end{bmatrix}, \quad (40)$$

$$- \mu_M \int_{t-r_1-\mu_M}^{t-r_1} e^{2\alpha(s-t)} \dot{z}^T(s) R_0 \dot{z}(s) ds \leq e^{-2\alpha(r_1+\tilde{\tau})} [z(t - r_1 - \mu_M) - z(t - r_1 - \tilde{\tau})]^T R_1 [z(t - r_1 - \mu_M) - z(t - r_1 - \tilde{\tau})]. \quad (41)$$

By summing up (28), (38), (39) in view of (40), (41) we obtain $\dot{V} + \alpha V \leq \xi^T \Xi \xi \leq 0$, where $\xi = \text{col}\{z(t), \dot{z}(t), z(t - r_1), z(t - r_1 - \mu(t)), z(t - r_1 - \mu_M), z(t - r_1 - \tilde{\tau}), e_3(t)\}$.

For $t \in [t_k, t_k^*)$ the system (29) with $\tau_4(t) \in [0, \mu_M)$ is described by (30) with $e_3(t) = 0$ satisfying (28).

II. For $t \in [t_k, t_k^*)$, $\tau_4(t) \in [\mu_M, \mu_M + h)$ we have

$$0 = 2 [z^T(t)P_2^T + \dot{z}^T(t)P_3^T] [-\dot{z}(t) + (A + BK)z(t) + e^{Ar_1}BKz(t - r_1 - \tau_4(t)) - e^{Ar_1}BKz(t - r_1)]. \quad (42)$$

To compensate the term $z(t - r_1 - \tau_4(t))$ using Jensen's inequality and Park's theorem we derive

$$- \mu_M \int_{t-r_1-\mu_M}^{t-r_1} e^{2\alpha(s-t)} \dot{z}^T(s) R_0 \dot{z}(s) ds \leq -e^{-2\alpha(r_1+\mu_M)} [z(t - r_1) - z(t - r_1 - \mu_M)]^T R_0 [z(t - r_1) - z(t - r_1 - \mu_M)], \quad (43)$$

$$- h \int_{t-r_1-\tilde{\tau}}^{t-r_1-\mu_M} e^{2\alpha(s-t)} \dot{z}^T(s) R_1 \dot{z}(s) ds \leq -e^{-2\alpha(r_1+\tilde{\tau})} \times \begin{bmatrix} z(t-r_1-\mu_M)-z(t-r_1-\tau_4(t)) \\ z(t-r_1-\tau_4(t))-z(t-r_1-\tilde{\tau}) \end{bmatrix}^T \begin{bmatrix} R_1 & G_1 \\ G_1^T & R_1 \end{bmatrix} \begin{bmatrix} z(t-r_1-\mu_M)-z(t-r_1-\tau_4(t)) \\ z(t-r_1-\tau_4(t))-z(t-r_1-\tilde{\tau}) \end{bmatrix}. \quad (44)$$

By summing up (38), (42) in view of (43), (44) we obtain $\dot{V} + 2\alpha V \leq \eta^T \Sigma \eta \leq 0$, where $\eta = \text{col}\{z(t), \dot{z}(t), z(t - r_1), z(t - r_1 - \mu_M), z(t - r_1 - \tau_4(t)), z(t - r_1 - \tilde{\tau})\}$.

Therefore, we obtain $\dot{V} \leq -2\alpha V$ for $t \geq r_1 + \tilde{\tau}$. The end of the proof is similar to that of Lemma 1.