

# Context Sensitive Article Ranking with Citation Context Analysis

Metin Döşlü

Department of Computer Engineering,  
Bogazici University, Istanbul  
metin.doslu@boun.edu.tr

Haluk O. Bingol

Department of Computer Engineering,  
Bogazici University, Istanbul  
bingol@boun.edu.tr

**Abstract**—It is hard to detect important articles in a specific context. Information retrieval techniques based on full text search can be inaccurate to identify main topics and they are not able to provide an indication about the importance of the article. Generating a citation network is a good way to find most popular articles but this approach is not context aware.

The text around a citation mark is generally a good summary of the referred article. So citation context analysis presents an opportunity to use the wisdom of crowd for detecting important articles in a context sensitive way. In this work, we analyze citation contexts to rank articles properly for a given topic. The model proposed uses citation contexts in order to create a directed and weighted citation network based on the target topic. We create a directed and weighted edge between two articles if citation context contains terms related with the target topic. Then we apply common ranking algorithms in order to find important articles in this newly created network. We showed that this method successfully detects a good subset of most prominent articles in a given topic. The biggest contribution of this approach is that we are able to identify important articles for a given search term even though these articles do not contain this search term. This technique can be used in other linked documents including web pages, legal documents, and patents.

## I. INTRODUCTION

A researcher needs to know about related work before starting to study on a topic. In this context, citation indexes such as CiteSeerX<sup>1</sup> are very useful to navigate through related research articles. Some of the citation indexes provide a medium to search over full text of articles. Citation indexes are also able to index articles without access to full text with the help of articles cite them. They also provide a way to evaluate importance of an article because they also report the number of times the article is cited.

However still it is an exhaustive work to scan scientific literature to find important articles in the interested topic. Text of an article would contain lots of words not related with its main topic. These words would be used in examples, controversy arguments etc. Search methods which use indexing techniques on full text suffer from these problems. Fig. 1 shows a part from an article [1] which is about information retrieval. This text part contains a term about “cancer”. So any full text indexing technique will index this article for the term “cancer” although this term is not related with the main argument of the

article. Indexing techniques also do not have any information about the importance of the target articles.

3. The unit of measurement mole is an abbreviated form of the phrase *gram-molar-weight*.
  4. *CRC* is an acronym used to refer to the disease *Colorectal cancer*.
  5. The *DLEC1 gene* (deleted in lung and esophageal cancer 1) can also be referred to by the following synonymous gene names: *DLC1* or *F56*.
- More specifically, the aim of this paper is to address this issue of synonymy by collecting related and near-synonymous terms from the *citation contexts* of articles for a given journal paper. Citation contexts refer to textual descriptions of a given scientific article found in other articles in the document collection which cite it. Our hypothesis, in this paper, is that

Fig. 1. Part of an article about information retrieval.

Citations provide a way to measure the relative impact of articles. A *citation network* is formed by articles as nodes and there is an arc from article  $i$  to article  $j$  if and only if  $i$  contains a citation to  $j$ . Forming a citation network and ranking articles according to their in-degree, i.e. *citation count*, on this network helps to identify important articles over all articles.

Citation networks provide a way to detect the most outstanding articles in the scientific literature. However ranking obtained from a citation network does not contain context information, so one still needs to differentiate them according to the context. Combining indexing techniques with a citation network would be a good approach to try, but this hybrid method still suffers from terms inside the article but not related with the main topic of the article. Based on results of academic search engines, we would infer that they use such hybrid systems which consist of full text indexing and citation network as a part of their systems.

A *citation context* is essentially the text surrounding the reference markers used to refer to other scientific works [1]. Citation context provides an useful way to identify the main contributions of an scientific publication because authors refer articles by briefly presenting main points of the cited article in citation context. To be cited in an article with specific terms is a significant indication of importance in that topic. More the article is cited with the same terms means that this article is more important in the topic which these terms represent.

Citation context is generally formed by the explicit and definitive words that the citing author uses to describe the cited work. Most of the time, the citation context is a very good summary of the cited article or points to some important

<sup>1</sup><http://citeseerx.ist.psu.edu>

highlights about it. In other words, citation context contains representative keywords for the cited work. Citation context analysis provides us an opportunity to reason about main topics of the cited article even though we do not have the contents of the article. Schwartz and Hearst stated that it is hypothesized that through time, the citation context can more accurately describe the most important contributions of an article than its original abstract [2].

There are many documents types that contain links. Patents or laws refer to some other patents or laws. It is observed that the link structure formed by citations is analogous to that of the web where the links are hyperlinks between web pages. This motivated us to use widely used network analysis methods for web link analysis such as HITS [3] and PageRank [4] to apply on our dataset.

In this work, we present a method to find important articles for a given topic. For this purpose we use terms extracted from citation contexts to create context aware citation networks. Then on these networks, we find the most outstanding articles by using common network analysis methods.

Utilizing citation contexts helps us to find articles especially in the following situations where there is no way to pinpoint them using full text indexing methods:

- Suppose that an article proposed a concept, and later someone else build another concept on the top of this concept. In such situations, if you are looking for important articles for the second concept, you would also like to see articles related to the first concept.

For example, “Hadoop” was derived from Google File System (GFS) [5] and Google’s “MapReduce” [6] articles. In this case, if one is looking for important articles for “Hadoop”, he should also able to see articles related to “MapReduce” although “Hadoop” is never mentioned in it.

- If there are closely related concepts, say  $c_1$  and  $c_2$ . It is possible that one document talks about  $c_1$  while never mentions  $c_2$ . In full text approach, there is no way to get documents on  $c_2$ .

For example, concepts “power law” and “small world” in Complex Networks are closely related. There can be some articles which talk about “small world” without mentioning “power law”. In such situations, if one looks for important articles for “power law”, he also would like to see articles related with “small world”.

## II. RELATED WORK

We are creating a context aware network by using citation context, so we utilized existing work on citation context and network generation with scientific papers. We will summarize related work in this section.

### A. Citation Context

Bradshaw used citation contexts to index cited papers in his *Reference Directed Indexing (RDI)* method [7]. The main motivation behind RDI is that, in a citation context authors describe a cited article with similar terms to a search query

used to search it. He used a citation context length that is approximately 100 words long with 50 words on either side of the point of citation. Then he created a list of index terms for the cited article from the citation contexts where it is cited. As the number of citation contexts to the paper increases, a pattern emerges. Some terms are observed more frequently. The score of these index terms are increased. After term indexes for all articles are created in the dataset, for a given query, RDI first checks articles which contain all the terms of the query in their index list, and then ranks them according to their index scores. The results are tested by checking how many relevant documents returned by his search engine based on RDI in the top ten and compared their results with a full text similarity based index search method.

Research of Bradshaw is the closest study to ours. We also used citation context to rank papers for specific topics. We differ in three main aspects which will be discussed shortly. (i) We created a directed network of articles where arcs are labelled by terms obtained from the citation contexts instead of indexing citation context. (ii) We also used bigrams instead of single terms with the motivation that bigrams are more descriptive to define specific research areas. Such as “power law” is very specific to define a topic, but individual words “power” and “law” could be referring a broader range of topics. We cross checked bigram list, we get from citation context, with the keyword list of all articles, so we get rid of meaningless bigrams in citation contexts. (iii) Another contribution of ours is that instead of just using search term we also search for similar terms in citation contexts while forming our citation network. This increases accuracy and robustness of our system.

Connected document structure is observed not only in scientific papers but in web pages, too. Ritchie et al. discussed similarities between the web and scientific literature, making an analogy as hyperlinks between web pages alongside citation links between articles [8]. They mentioned that there are fundamental differences like greater variability of web pages and the independent quality control of scientific texts through the peer review process. They stated that the analogy between hyperlinks and citations is not perfect because the number of hyperlinks varies from web page to web page where the number of citations in papers is somehow restricted. Aljaber et al. also makes an analogy between citation context in scientific articles and anchor text in web pages [1].

It is shown that citation contexts can be used to cluster documents [1]. For each article, a citation term representation is generated from all its citation contexts found in the dataset. Then the representation is used to cluster articles.

It is also shown that citation contexts can be used to summarize articles [9]. They extracted significant key phrases from the set of citation contexts where key phrases are expressed using  $n$ -grams. Then, they used these key phrases to build the summary.

In a very previous work, citations of scientific articles are classified according to whether they are conceptual or operational, organic or perfunctory, evolutionary or juxtapositional,

confirmatory or negational [10].

Although there are variety of works that focus on citation contexts, these efforts were relatively on small datasets. For example Bradshaw used 10,000 articles [7] and Ritchie et al. used 9,000 articles [8]. Most of the bigger datasets are not well structured and require lots of preprocessing and manual work. Problems coined are generally unsupervised and evaluation of results requires manual work. This makes infeasible to evaluate large result sets. Differently, we used relatively larger dataset that contains around 1.8 million articles, but we still have the problem of evaluating large result sets due to unsupervised nature of our quest. For example, in order to evaluate results Bradshaw listed top 10 articles for every test query they run on both their system and comparison systems. Then, they mixed results and manually checked the relevance of articles in the result sets without knowing which system found which articles [7].

According to Aljaber et al. using terms around citation references with a predefined window size is a simple but effective way to determine useful terms [1]. They tried different window sizes and found that 50 words before and after the citation reference is optimal citation context size for document clustering on their datasets. Similarly Bradshaw also used citation contexts of 100 words length extracted from articles with 50 words on both sides of the citation mark to index the cited articles [7].

### B. Network Generation

One can use different methods to create a network over an article dataset.

The main assumption behind bibliographic coupling, introduced by Kessler, is that similar articles have similar references [11]. Two articles are *bibliographically coupled* if and only if they cite the same article. Number of common citations can be used to create an undirected weighted edge between these two articles.

Another way to create a network from articles is to use co-citation analysis. The *co-citation count* for two articles  $A$  and  $B$  is the number of articles that cite  $A$  and  $B$  together [12]. We can generate a weighted undirected network by creating edges between articles using co-citation counts. The main assumption behind co-citation analysis is that similar articles are cited together more frequently. Gipp et al. introduced an extended approach, called *Co-citation Proximity Analysis (CPA)*, on the top of co-citation analysis [13]. CPA considers the proximity of citations within an article with basic assumption that two articles are more similar if citations to them appear closely. Then, we can calculate weight of an edge between two articles with a function of proximity of citations.

## III. METHODOLOGY

### A. Theory

We need a methodology which is good both for relevance and significance. An article identifies the main contributions of the cited article and uses related terms when citing this article. This gives us invaluable information about the relevance of

cited articles with the interested topic. Heavily cited articles with related terms generally mean important contributions in the topic of interest, so more the citation count means more significant the cited article.

The citation context of a citing article may have many possible meanings: it may be off topic or it may convey criticism rather than approval. It is hard to determine the intent of the citation context automatically [14]. But in aggregate, if an article is cited by many articles with the same terms, then it is receiving a kind of collective confirmation in the area of the term represents. We can extract cumulative understanding of the crowd for the cited article from cumulative citation contexts of citing articles.

We follow a simple scheme for determining defining citation terms in citation context. The words that are used to describe the cited paper will stand close to the citation marker, so we used a window of fixed size for citation context like previous studies [7]. Citation contexts in our dataset consist of around 400 characters which are equally divided to both sides of citation marker.

We used every bigram in citation context as a defining term for all articles in this citation context. For example, if three articles are cited in a citation context, we pick every bigram in this context as defining terms for all these three articles. We can trivially extend this system to use also other  $n$ -gram types but we think that bigrams are the mostly used  $n$ -gram types to describe specific terms such as “scale free”, “map reduce”, “preferential attachment” etc. This helped us easily extract meaningful terms from citation context, where other techniques which only use single words suffer from problems like synonyms. Such as “power law” is very specific to define a topic, but individual words “power” and “law” could be referring a broader range of topics.

We created a simple query engine which takes a bigram and returns an ordered list of scientific articles. This list is ranked according to impact of articles on the scientific community in the topic related with a given bigram where the details are given shortly.

Here we show step by step how we form a context sensitive network for a given term:

### B. Citation Network

*Citation context* is the text around the citation marker. The size of this text can be defined as a specific number of sentences, words or characters around the citation marker. We can form a *citation network*, a directed graph, from citation information by creating directed edges from citing article to cited articles. Actually, an edge in a citation network carries more information than just a single binary relation. We can extract *terms*, that is, a word or group of words, from citation context which author used in order to explain the cited document.

Let  $A$  be the set of all articles. We use lower case Latin letters for the articles in  $A$  such as  $i, j \in A$ . Let  $T$  be the set of all terms used in all articles in  $A$ . In order to distinguish

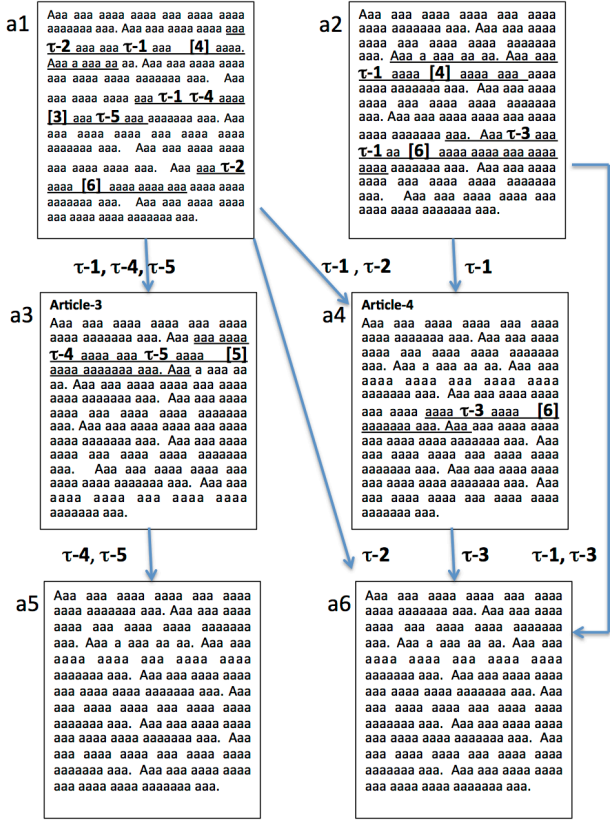


Fig. 2. Citation network of a set of articles. For convenience, the citation contexts are underlined and the terms are in bold. “[4]” in article-1 denotes a citation to article-4 with terms  $\tau_1$  and  $\tau_2$ .

from articles, we use lower case Greek letters for the terms in  $T$  such as  $\beta, \tau \in T$ .

A *term-labelled citation network*, denoted by  $G(A, C)$ , is a directed graph with set of edges  $C = A \times A$  where  $(i, j) \in C$  if and only if article  $i$  cites article  $j$ . The edge  $(i, j) \in C$  is labelled with all terms in  $T_{ij} \subseteq T$  where  $T_{ij}$  is the set of all terms that appear in at least one citation context in article  $i$  to article  $j$ . Note that we do not consider multiple occurrences of a term. We have the term in  $T_{ij}$  only once although it is possible that the term can be repeated multiple times in the same citation context or it might be present in multiple citations. Note also that  $T_{ij} = \emptyset$ , if there is no citation from article  $i$  to article  $j$ , or the citation context has no term in it.

Once we have term-labelled citation network, we can obtain citation network specific to a term. Let  $\beta \in T$  be a term. The subgraph  $G_\beta(A, C_\beta)$  of  $G(A, C)$  is called *citation network for term- $\beta$*  where  $C_\beta \subseteq C$  and  $(i, j) \in C_\beta$  if and only if  $\beta \in T_{ij}$ . Then, we can run standard ranking algorithms on this network and find important articles for this term. Note that the citation network  $G(A, C)$  is the superposition of all term specific citation networks  $G_\beta(A, C_\beta)$  where  $\beta \in T$ . That is,  $C = \bigcup_{\beta \in T} C_\beta$ .

An example of citation network formed by six articles is

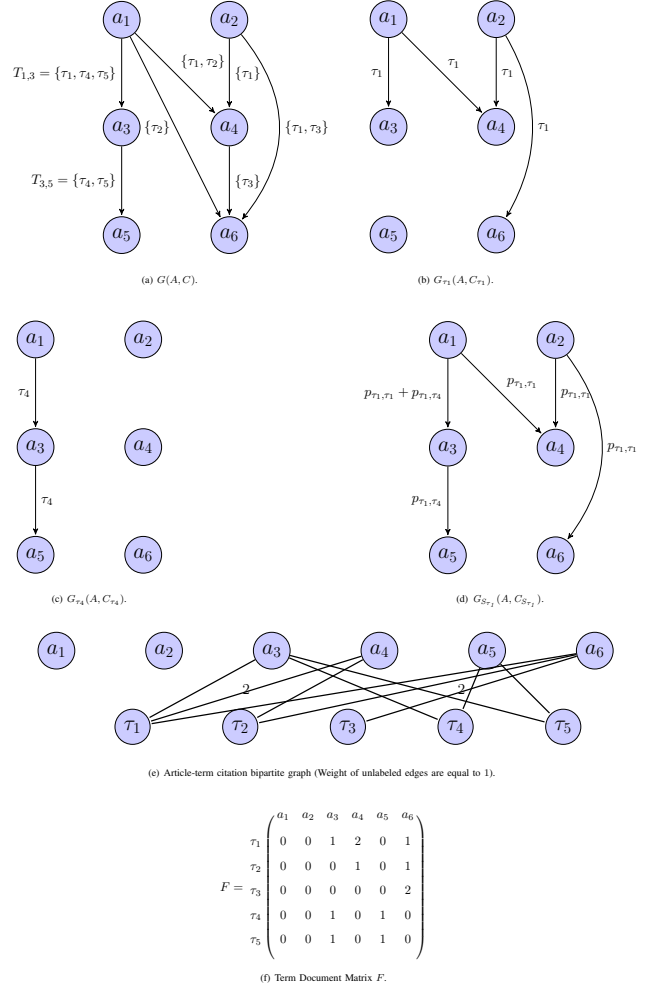


Fig. 3. Citation Networks. (a) Term labelled citation network  $G(A, C)$ . (b) Citation network for  $\tau_1$ :  $G_{\tau_1}(A, C_{\tau_1})$ . (c) Citation network for  $\tau_4$ :  $G_{\tau_4}(A, C_{\tau_4})$ . (d)  $\tau_1$ -similar citation network:  $G_{S_{\tau_1}}(A, C_{S_{\tau_1}})$  for the similar term set  $S_{\tau_1} = \{\tau_1, \tau_4\}$ . (e) Article-term citation bipartite graph. (f) Term document matrix  $F$ .

shown in Fig. 2. The corresponding term-labelled citation network with  $A = \{a_1, a_2, \dots, a_6\}$  and  $T = \{\tau_1, \tau_2, \dots, \tau_5\}$  is given in Fig. 3(a). The citation networks for terms  $\tau_1$  and  $\tau_4$  are Fig. 3(b) and Fig. 3(c), respectively.

### C. Term Similarity

A term is not generally enough to describe fully a topic in scientific literature by itself and just using a single term is open to noises because of natural language usage such as synonyms etc. One of the key approaches of this work is that we use similar terms in the document retrieval process. This helps us to broaden the set of citation contexts we evaluate in the interested topic. Intuitively, two terms similar if they appear together in a considerable number of citations. In order to formally define term similarity we need the following tools.

Term frequencies are related to articles by means of *term document matrix*, denoted by  $\mathbf{F} = [f_{\beta j}]$  where the entry  $f_{\beta j}$

is the number of articles that cite article  $j$  with term  $\beta$  in the citation context. That is,  $f_{\beta j}$  is the indegree of article  $j$  in the network  $G_\beta$ . Note that  $\mathbf{F}$  is actually extracted from an undirected weighted bipartite graph between article nodes and term nodes. As an example, Fig. 3(e) is the bipartite network corresponding to Fig. 3(a) and Fig. 3(f) is the term document matrix.

We want to find similar terms, but especially the discriminative ones which are used to describe smaller set of articles. Simple term frequency has a problem that all terms are considered equally important, but certain terms have little or no discriminating power. For example, a collection of articles on the “cancer” is likely to have the term “cancer” in nearly all citation contexts. So we decided to scale down the weights of terms which occur in lots of citation contexts. In principle, the idea is reducing term frequency weight of a term by a factor that grows with its citation context frequency it appears. *Term frequency-inverse document frequency (tf-idf)* is a technique which is based on this idea [15]. This method is widely used in information retrieval and text mining and it reflects how important a word is to a document in a collection. *Inverse document frequency* for the term  $\beta$  is defined by

$$\text{idf}(\beta) = \log \frac{|A|}{\sum_{j \in A} \text{sgn}(f_{\beta j})}$$

where  $\text{sgn}(x)$  is sign function defined as

$$\text{sgn}(x) = \begin{cases} 1, & x > 0, \\ 0, & x = 0, \\ -1, & x < 0. \end{cases}$$

Obviously,  $x < 0$  will not be the case in this context since in-degree needs to be nonnegative.

We define *weighted term document matrix*  $\mathbf{N} = [n_{\beta j}]$  of size  $|T| \times |A|$  by

$$\mathbf{N} = \mathbf{D} \times \mathbf{F}.$$

where  $\mathbf{D} = [d_{\tau\beta}]$  is a  $|T| \times |T|$  diagonal matrix defined by

$$d_{\beta\tau} = \begin{cases} \text{idf}(\beta), & \tau = \beta, \\ 0, & \text{otherwise.} \end{cases}$$

We are one step away to define similarity of terms. Let  $\beta$  and  $\tau$  be the row vectors corresponding to terms  $\beta$  and  $\tau$  in  $\mathbf{N}$ , respectively. Entries of  $\beta$  and  $\tau$  show the respective weighted term frequencies of terms  $\beta$  and  $\tau$  for the articles in the dataset. If somebody wants to find out how much article coverages of these terms overlap, then he needs to compare corresponding row vectors  $\beta$  and  $\tau$ . For this purpose we use sample Pearson correlation  $p_{\beta\tau}$  of  $\beta$  and  $\tau$ .

Let  $\mathbf{x} = [x_1, \dots, x_n], \mathbf{y} = [y_1, \dots, y_n] \in \mathbb{R}^n$  be vectors with  $n$  entries. Then *sample Pearson correlation coefficient* of  $\mathbf{x}$  and  $\mathbf{y}$  is given as

$$p_{xy} = \frac{\sum_{i=1}^n (x_i - \bar{x})(y_i - \bar{y})}{\sqrt{\sum_{i=1}^n (x_i - \bar{x})^2} \sqrt{\sum_{i=1}^n (y_i - \bar{y})^2}}$$

where  $\bar{x}$  is the average of entries of vector  $\mathbf{x}$ . The sample Pearson correlation coefficient is a measure of the linear

correlation between two samples  $\mathbf{x}$  and  $\mathbf{y}$ , giving a value between  $-1$  and  $1$  inclusive. A value of  $1$  means that a linear equation describes the relationship between  $\mathbf{x}$  and  $\mathbf{y}$ , with all data points lying on a line where  $\mathbf{y}$  increases as  $\mathbf{x}$  increases. A value of  $-1$  means that all data points lie on a line for which  $\mathbf{y}$  decreases as  $\mathbf{x}$  increases. This case is irrelevant for our dataset, because to get a value of  $-1$  for two terms  $\tau$  and  $\beta$ , they have to be complement of each other. This is not probable on a large collection of articles. A value of  $0$  means that there is no linear correlation between the samples.

Finally we can define term similarity. Term  $\tau$  is said to be *similar* to term  $\beta$  if and only if  $p_{\beta\tau} < \delta$  for some  $0 < \delta < 1$ . Note that  $\delta$  which is a cross validation parameter and its value changes among topics. In our experiments, we found the optimum value by trial and error.

#### D. Similar Term Set Citation Network

For a given term  $\beta$ , *similar term set* is defined by  $S_\beta = \{\tau \in T \mid \tau \text{ is similar to } \beta\}$ . Now, we can combine citation networks for similar terms into one weighted, directed network. The subgraph  $G_{S_\beta}(A, C_{S_\beta})$  of  $G(A, C)$  is called  *$\beta$ -similar citation network* where we combine edges in the citation networks of the terms that are similar to  $\beta$ , i.e.,  $C_{S_\beta} = \bigcup_{\tau \in S_\beta} C_\tau$ . Weight  $w_{ij}$  for the edge  $(i, j) \in C_{S_\beta}$  is the sum of weights of the edges combined, i.e.,

$$w_{ij} = \sum_{(i,j) \in T_{ij} \cap S_\beta} p_{\beta\tau}.$$

Note that  $S_\beta$  is nonempty since  $\beta \in S_\beta$ .

For example consider Fig. 3(a). Assume that we calculated similarity set  $S_{\tau_1} = \{\tau_1, \tau_4\}$  for the term  $\tau_1$ . Then  $\tau_1$ -similar citation network, given in Fig. 3(d), would be superposition of networks  $G_{\tau_1}(A, C_{\tau_1})$  and  $G_{\tau_4}(A, C_{\tau_4})$  given in Fig. 3(b) and Fig. 3(c), respectively.

After forming  $\beta$ -similar citation network for a given term  $\beta$ , we can run common ranking algorithms on this network and find the most important articles for the topic represented by the term  $\beta$ .

## IV. EVALUATION OF RESULTS

### A. Dataset

“SeerSuite is a framework for scientific and academic digital libraries and search engines built by crawling scientific and academic documents from the web with a focus on providing reliable, robust services. In addition to full text indexing, SeerSuite supports autonomous citation indexing and automatically links references in research articles to facilitate navigation, analysis and evaluation” [16]. CiteSeerX, where we get our dataset, is an instance of SeerSuite. This dataset is a snapshot of June 2012 and it contains nearly 1.8 million scientific articles and 41.5 million citation contexts extracted from these articles.

In our dataset, citation contexts are marked with their citations. On the other hand, we still need to identify which terms in a citing paper refer to which of its citations. This is not an easy problem due to nature of different citation techniques.

Ritchie et al. stated some of the problems with matching terms in citation context with correct citations [8]:

- Length of text, which refers to citations, differentiate from article to article.
- If citation context blocks are physically very close to each other, then citation terms for different citations would be overlapped.
- Citation marks may appear in different places such as some citation texts start with citation mark while others end with citation mark.
- Some citation contexts may contain contradictory terms for cited articles.

### B. Citation Network for “power law”

First we get similar terms with the threshold value  $\delta = 0.35$  for “power law” term and their similarity scores are shown in Table I. We considered most popular 3,469 articles and 10,858 terms in similar term detection algorithm, because larger experiments were not computationally feasible.

TABLE I  
SIMILAR TERMS FOR “POWER LAW”.

Term	Similarity Score
power law	1.00
degree distribution	0.83
web graph	0.56
preferential attachment	0.45
scale free	0.38

By using these terms, we created a “power law”-similar citation network. Then we run widely used link analysis methodologies, namely, weighted in-degree, HITS [3] and PageRank [4] on this network in order to rank articles. Ranking results are reported at Table II for the articles which take place in top ten for all methodologies. As it is shown on the table, we are able to identify most prominent articles in “power law” related topic.

We also searched “power law” term on academic literature search engines and the top results are shown in Fig. 4 for Google Scholar <sup>2</sup> and in Fig. 5 for CiteSeerX. We can comfortably say that our results consist of more related and important articles for the topic represented by “power law”.

We observe the most obvious benefit of using citation context with the appearance of article “Collective Dynamics of ‘small-world’ Networks” [20] in our list. This article does not contain the term “power law” and other terms in the term set. However, this is an important article for this topic and other methods miss it while we find it.

We can see the order of most descriptive terms for the top articles in “power law” citation network in Table III.

### C. Citation Network for the Term “hadoop”

“Hadoop” itself is a very descriptive term, so we didn’t include similar terms while generating network. We used single term citation network which equals to similar term set citation network with similar term set size is equal to one.

<sup>2</sup> see <http://scholar.google.com>

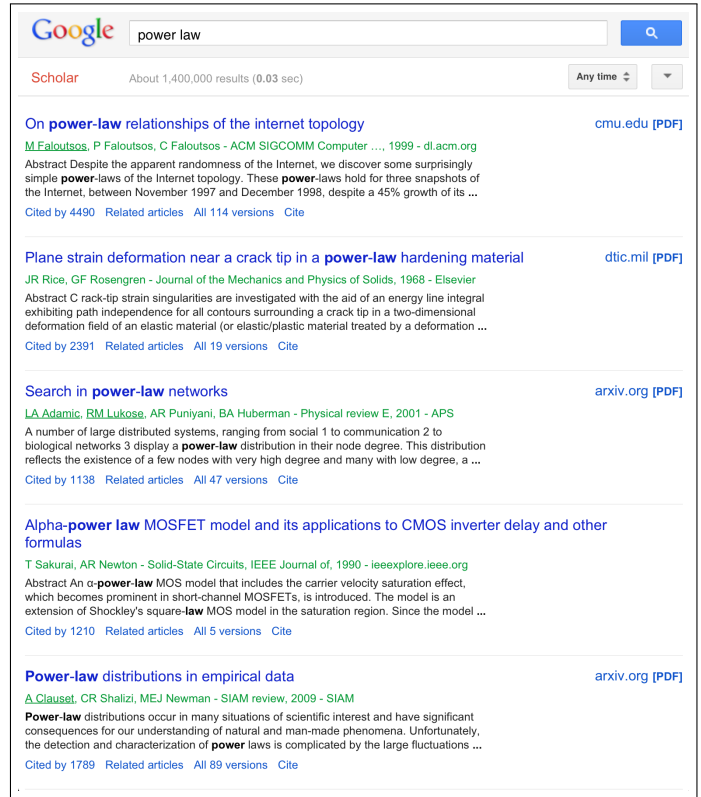


Fig. 4. Results for “power law” on Google Scholar.

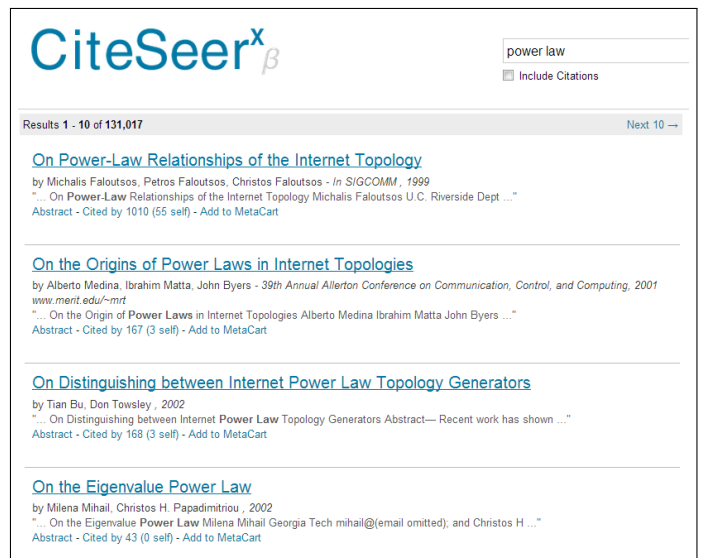


Fig. 5. Results for “power law” on CiteSeerX.

TABLE II  
ARTICLE RANKING OF CITATION NETWORK FOR “POWER LAW” TERM.

Paper \ Ranking Method	In-Degree	HITS	PageRank
Emergence of Scaling in Random Networks [17]	1	1	1
On Power-Law Relationships of the Internet Topology [18]	2	2	2
Statistical Mechanics of Complex Networks [19]	3	3	6
Collective Dynamics of ‘small-world’ Networks [20]	5	4	9
The Structure and Function of Complex Networks [21]	6	5	10
Alpha-Power Law MOSFET Model and its Applications ... [22]	4	6	10

TABLE III  
BIGRAM RANKINGS IN THE “POWER LAW” CITATION NETWORK.

Term	ref [17]	ref [18]	ref [19]	ref [20]
power law	1	1	2	6
scale free	2	4	1	5
preferential attachment	3	16	8	9
degree distribution	4	2	3	7
random graphs	5	5	6	4
small world	6	7	5	1
social networks	7	6	7	3
complex networks	8	10	4	8
web graph	9	8	26	34
internet topology	10	3	14	26
clustering coefficient	16	25	8	2

Hadoop was derived from Google File System (GFS) [5] and Google’s MapReduce [6] papers. These papers published respectively in 2003 and 2004 while Hadoop term is coined in 2005. Our method detected these articles as the highest ranking papers as it is seen in Table IV while existing search engines even do not list them.

We searched also for the term “hadoop” on academic literature search engines and the top results are shown in Fig. 6 for Google Scholar and in Fig. 7 for CiteSeerX.

## V. CONCLUSION

Citation indexes are generally based on Boolean retrieval, so every article using a set of query terms is equally likely to be listed for the given query. The author of an article uses many words while explaining her research that may contain words not related with main contributions of the article. Hence, unrelated articles may rank highly in search results for a query, simply because they are important articles in another area and contain the query terms. So there is a need for a system which is able to measure both relevance and impact.

We are interested in finding fundamental and important documents in a context sensitive way. We especially target scientific literature because of the existing potential of citation structure. The text around citation marks represents very concise information about cited documents. Probably, the most prominent criticism is that citation analysis based on raw citation counts ignores the underlying reasons for the citation. So, we come up with a solution for this problem.

In this work, we presented a method to utilize citation contexts in order to rank important articles in a topic specific way. For a given term which represents the interested topic, first we formed a set of similar terms. Then we detected citation contexts which contain terms from this set. Only by

The screenshot shows a Google Scholar search for 'hadoop'. The search bar at the top contains 'hadoop' and the search button is highlighted. Below the search bar, it indicates 'About 15,600 results (0.05 sec)'. The results list several papers:

- [book] Hadoop: the definitive guide** by T White - 2012 - books.google.com. 212.50.14.233 [PDF]. Cited by 675.
- [PDF] The hadoop distributed file system: Architecture and design** by D Borthakur - 2007 - svn.eu.apache.org. apache.org [PDF]. Cited by 347.
- The hadoop distributed file system** by K Shvachko, H Kuang, S Radia... - Mass Storage Systems ..., 2010 - ieeexplore.ieee.org. uff.br [PDF]. Cited by 396.
- [book] Hadoop in action** by C Lam - 2010 - dl.acm.org. Cited by 63.
- Hive-a petabyte scale data warehouse using hadoop** by A Thusoo, JS Sarma, N Jain, Z Shao... - (ICDE), 2010 IEEE ..., 2010 - ieeexplore.ieee.org. kuleuven.be [PDF]. Cited by 204.

Fig. 6. Results for “hadoop” on Google Scholar.

The screenshot shows a CiteSeerX search for 'hadoop'. The search bar at the top contains 'hadoop' and there is a checkbox for 'Include Citations'. Below the search bar, it indicates 'Results 1 - 10 of 1,086'. The results list several papers:

- Analysis of Hadoop's Performance under Failures** by unknown authors. "... Analysis of Hadoop's Performance under Failures Florin Dinu T. S. Eugene Ng Rice University ...". Abstract - Add to MetaCart.
- The Hadoop Distributed File System** by Konstantin Shvachko, Hairong Kuang, Sanjay Radia, Robert Chansler. "... The Hadoop Distributed File System Konstantin Shvachko, Hairong Kuang, Sanjay Radia, Robert ...". Abstract - Cited by 18 (0 self) - Add to MetaCart.
- Understanding Filesystem Imbalance in Hadoop** by Andrew D. Ferguson, Rodrigo Fonseca. "... Understanding Filesystem Imbalance in Hadoop Andrew D. Ferguson Brown University Rodrigo Fonseca ...". Abstract - Add to MetaCart.
- Assigning Tasks for Efficiency in Hadoop** by Michael J. Fischer, Xueyuan Su, Yitong Yin, 2010. "... Tasks for Efficiency in Hadoop Michael J. Fischer Yale University Xueyuan Su Yale University Yitong Yin ...". Abstract - Add to MetaCart.

Fig. 7. Results for “hadoop” on CiteSeerX.

TABLE IV  
ARTICLE RANKING OF CITATION NETWORK FOR “HADOOP” TERM.

Paper \ Ranking Method	In-Degree	HITS	PageRank
MapReduce: Simplified Data Processing on Large Clusters [6]	1	1	1
The Google File System [5]	2	2	2
Evaluating MapReduce for Multi-Core and Multiprocessor . . . [23]	3	3	3
Pig Latin: a Not-So-Foreign Language for Data Processing [24]	4	4	4

using detected citations we created topic specific networks. Finally, we applied common link analysis methods in order to find most prominent articles in these topic specific citation networks.

It would draw attention of someone that we did not report the ranking for hub scores while we reported authority scores for the HITS algorithm. This is because we did not find meaningful results for hub scores where most of the nodes had a score of zero. According to our observations in these experiments, the reason for this is that there are no articles which list most of the prominent articles more than others.

This is an unsupervised problem and evaluating results require knowledge in target context. So we kept our test cases limited to domain of complex networks, in which we can interpret our findings. As a future work, we can work with academicians from different research topics in order to evaluate our system broadly.

#### ACKNOWLEDGMENTS

We like to thank to CiteSeerX team for providing the data. This work was partially supported by the Turkish State Planning Organization (DPT) TAM Project (2007K120610).

#### REFERENCES

[1] B. Aljaber, N. Stokes, J. Bailey, and J. Pei, “Document clustering of scientific texts using citation contexts,” *Information Retrieval*, vol. 13, no. 2, pp. 101–131, Aug. 2009.

[2] A. S. Schwartz and M. Hearst, “Summarizing key concepts using citation sentences,” in *Proceedings of the Workshop on Linking Natural Language Processing and Biology: Towards Deeper Biological Literature Analysis*, ser. BioNLP ’06. Stroudsburg, PA, USA: Association for Computational Linguistics, 2006, pp. 134–135.

[3] J. M. Kleinberg, “Authoritative sources in a hyperlinked environment,” *Journal of the ACM*, vol. 46, no. 5, pp. 604–632, 1999.

[4] S. Brin and L. Page, “The anatomy of a large-scale hypertextual web search engine,” *Computer Networks and ISDN Systems*, vol. 30, no. 1-7, pp. 107–117, 1998.

[5] S. Ghemawat, H. Gobioff, and S.-T. Leung, “The google file system,” *ACM SIGOPS Operating Systems Review*, vol. 37, no. 5, p. 29, 2003.

[6] J. Dean and S. Ghemawat, “Mapreduce: Simplified data processing on large clusters,” in *Proceedings of the 6th Conference on Symposium on Operating Systems Design & Implementation - Volume 6*, ser. OSDI’04. Berkeley, CA, USA: USENIX Association, 2004, pp. 10–10.

[7] S. Bradshaw, “Reference directed indexing: Redeeming relevance for subject search in citation indexes,” *Research and Advanced Technology for Digital Libraries*, vol. 2769, pp. 499–510, 2003.

[8] A. Ritchie, S. Teufel, and S. Robertson, “How to find better index terms through citations,” in *Proceedings of the Workshop on How Can Computational Linguistics Improve Information Retrieval?* Association for Computational Linguistics, 2006, pp. 25–32.

[9] V. Qazvinian, D. R. Radev, and A. Özgür, “Citation summarization through keyphrase extraction,” in *Proceedings of the 23rd International Conference on Computational Linguistics*. Association for Computational Linguistics, 2010, pp. 895–903.

[10] M. J. Moravcsik and P. Murugesan, “Some results on the function and quality of citations,” *Social studies of science*, vol. 5, no. 1, pp. 86–92, 1975.

[11] M. M. Kessler, “Bibliographic coupling between scientific papers,” *American Documentation*, vol. 14, no. 1, pp. 10–25, 1963.

[12] H. Small, “Co-citation in the scientific literature: A new measure of the relationship between two documents,” *Journal of the American Society for Information Science*, vol. 24, no. 4, pp. 265–269, 1973.

[13] B. Gipp and J. Beel, “Citation proximity analysis (cpa)-a new approach for identifying related work based on co-citation analysis,” in *Proceedings of the 12th International Conference on Scientometrics and Informetrics (ISSI’09)*, vol. 2. Rio de Janeiro (Brazil): International Society for Scientometrics and Informetrics, 2009, pp. 571–575.

[14] A. Abu-jbara, J. Ezra, and D. Radev, “Purpose and polarity of citation: Towards nlp-based bibliometrics,” *HLT-NAACL*, 2013.

[15] C. D. Manning, P. Raghavan, and H. Schütze, *Introduction to Information Retrieval*. Cambridge University Press, 2008, vol. 1.

[16] P. B. Teregowda, I. G. Councill, R. J. P. Fernández, M. Khabsa, S. Zheng, and C. L. Giles, “SeerSuite: developing a scalable and reliable application framework for building digital libraries by crawling the web,” in *Proceedings of the 2010 USENIX conference on Web application development*, 2010, p. 14.

[17] A.-L. Barabasi and R. Albert, “Emergence of scaling in random networks,” *Science*, vol. 286, no. 5439, p. 11, 1999.

[18] M. Faloutsos, P. Faloutsos, and C. Faloutsos, “On power-law relationships of the internet topology,” *ACM SIGCOMM Computer Communication Review*, vol. 29, no. 4, pp. 251–262, 1999.

[19] R. Albert and A. L. Barabasi, “Statistical mechanics of complex networks,” *Reviews of Modern Physics*, vol. 74, no. 1, pp. 47–97, 2002.

[20] D. J. Watts and S. H. Strogatz, “Collective dynamics of ‘small-world’ networks,” *Nature*, vol. 393, no. 6684, pp. 440–2, 1998.

[21] M. E. J. Newman, “The structure and function of complex networks,” *SIAM Review*, vol. 45, no. 2, p. 58, 2003.

[22] T. Sakurai and A. R. Newton, “Alpha-power law mosfet model and its applications to cmos inverter delay and other formulas,” *IEEE Journal of Solid-State Circuits*, vol. 25, no. 2, pp. 584–594, 1990.

[23] C. Ranger, R. Raghuraman, A. Penmetsa, G. Bradski, and C. Kozyrakis, “Evaluating mapreduce for multi-core and multiprocessor systems,” in *Proceedings of the 2007 IEEE 13th International Symposium on High Performance Computer Architecture*, ser. HPCA ’07. Washington, DC, USA: IEEE Computer Society, 2007, pp. 13–24.

[24] C. Olston, B. Reed, U. Srivastava, R. Kumar, and A. Tomkins, “Pig Latin: A Not-So-Foreign Language for Data Processing,” *Proceedings of the 2008 ACM SIGMOD international conference on Management of data - SIGMOD ’08*, p. 1099, 2008.