

Context-Content Systems of Random Variables: The Contextuality-by-Default Theory

Ehtibar N. Dzhafarov^{1,*} and Janne V. Kujala^{2,†}

¹*Purdue University, USA*

²*University of Jyväskylä, Finland*

This is an attempt of a systematic yet accessible presentation of the Contextuality-by-Default theory. The consideration is confined to finite systems of categorical random variables, which allows us to focus on the basics of the theory without using full-scale measure-theoretic language. Contextuality-by-Default is a theory of random variables identified by their contents and their contexts, so that two variables have a joint distribution if and only if they share a context. Intuitively, the content of a random variable is the entity the random variable measures or responds to, while the context is formed by the conditions under which these measurements or responses obtain. A system of random variables consists of stochastically unrelated to each other “bunches” of jointly distributed random variables sharing a context, while the variables that have the same content in different contexts form “connections” between the bunches. The theory makes use of the notion of a probabilistic coupling, with emphasis on maximal couplings for the connections between the bunches. A maximally connected coupling of the entire system of random variables is defined as one in which all connections have maximal subcouplings. A system is considered noncontextual or contextual according as its maximally connected coupling exists or does not exist. We present a criterion of contextuality for a special class of systems of random variables, called cyclic systems. We also introduce a general measure of contextuality that makes use of (quasi-)couplings whose distributions may involve negative and greater than 1 numbers in place of probabilities.

KEYWORDS: contextuality, probability, random variables.

1. INTRODUCTION

Contextuality-by-Default (CbD) is an approach to probability theory, specifically, to the theory of random variables. CbD is not a model of empirical phenomena, and it cannot be corroborated or falsified by empirical data. However, it provides a sophisticated conceptual framework in which one can describe empirical data and formulate models that involve random variables.

In the Kolmogorovian Probability Theory (KPT) random variables are understood as measurable functions mapping from one (domain) probability space into another (codomain) probability space. CbD can be viewed as a theory within the framework of the KPT if the latter is understood as allowing for multiple, freely introducible, and unrelated to each other domain probability spaces. However, CbD can also be (in fact, is better) formulated with no reference to domain probability spaces, with random variables understood as entities identified by their probability distributions and their unique labels within what can be called sets of random variables “in existence” or “in play.”

Although one cannot deal with probability distributions without the full-fledged measure-theoretic language, we avoid technicalities some readers could find inhibitive by focusing in this paper on *finite* systems of *categorical random variables* (those with finite numbers of possible values). Virtually all of the content of this paper, however, is generalizable *mutatis mutandis* to arbitrary systems of arbitrary random entities.

1.1. A convention

In the following we introduce sets of random variables classified in two ways, by their *contexts* and by their *contents*, and we continue to speak of contexts and contents throughout the paper. The two terms combine nicely, but they are also easily confused in reading. For this reason, in this paper we do violence to English grammar and write “conteXt” and “conteNt” when we use these words as special terms.

1.2. Two conteNts in two conteXts

We begin with a simple example. A person randomly chosen from some population is asked two questions, q and q' . Say, q = “Do you like bees?” and q' = “Do you like to smell flowers?”. The answer to the first question (Yes or No) is a random variable whose identity clearly includes q , so it can be denoted R_q . We will refer to the question q as the *conteNt* of the random variable R_q . The second random variable could be denoted $R_{q'}$, and its *conteNt* is q' . We do not confuse these two random variables because they have distinct *conteNts*: we know which of the two responses answers which question.

The two random variables have a joint distribution that can be presented, because they are binary, by values of the three probabilities

$$\Pr[R_q = Yes], \quad \Pr[R_{q'} = Yes],$$

$$\Pr[R_q = Yes \text{ and } R_{q'} = Yes].$$

The joint distribution exists because the two responses, R_q and $R_{q'}$ occur together in a well-defined empirical

* E-mail: ehtibar@purdue.edu

† E-mail: jvk@iki.fi

sense: the empirical sense of “togetherness” of the responses here is “to be given by one and the same person.” In other situations the empirical meaning can be different, e.g., “to be recorded in the same trial.”

Our example is too simple for our purposes. Let us assume therefore that the two questions q, q' are asked under varying controlled conditions, e.g., one randomly chosen person can be asked these questions after having watched a movie about the killer bees spreading northwards (let us call this condition c), another after watching a movie about deciphering the waggle dances of the honey bees (c'). Most people would consider q as one and the same question whether posed under the condition c or the condition c' ; and the same applies to the question q' . In other words, the contents q and q' of the two respective random variables would normally be considered unchanged by the conditions c and c' .

However, the random variables themselves (the responses) are clearly affected by these conditions. In particular, nothing guarantees that the joint distribution of $(R_q, R_{q'})$ will be the same under the two conditions. It is necessary therefore to include c and c' in the description of the random variables representing the responses. We will call c and c' *conTeXts* of (or for) the corresponding random variables and present the latter as $(R_q^c, R_{q'}^c)$ and $(R_q^{c'}, R_{q'}^{c'})$.

1.3. Jointly distributed versus stochastically unrelated random variables

In each of the two *conTeXts*, the two random variables are jointly distributed, i.e., we have well-defined probabilities

$$\left. \begin{array}{l} \Pr [R_q^c = Yes], \\ \Pr [R_{q'}^c = Yes], \\ \Pr [R_q^c = Yes \text{ and } R_{q'}^c = Yes] \end{array} \right\} \text{in conTeXt } c,$$

and

$$\left. \begin{array}{l} \Pr [R_q^{c'} = Yes], \\ \Pr [R_{q'}^{c'} = Yes], \\ \Pr [R_q^{c'} = Yes \text{ and } R_{q'}^{c'} = Yes] \end{array} \right\} \text{in conTeXt } c'.$$

No joint probabilities, however, are defined between the random variables picked from different *conTeXts*. We

cannot determine such probabilities as

$$\begin{aligned} & \Pr [R_q^c = Yes \text{ and } R_{q'}^{c'} = Yes], \\ & \Pr [R_q^c = Yes \text{ and } R_{q'}^c = Yes], \\ & \Pr [R_q^c = Yes \text{ and } R_{q'}^c = Yes \text{ and } R_{q'}^{c'} = Yes], \\ & \textit{etc.} \end{aligned}$$

We express this important for us fact by saying that any two variables recorded in different *conTeXts* are *stochastically unrelated*. The reason for stochastic unrelatedness is simple: no random variable in *conTeXt* c can co-occur with any random variable in *conTeXt* c' in the same empirical sense in which two responses co-occur within either of these *conTeXts*, because c and c' are mutually exclusive conditions. The empirical sense of co-occurrence in our example is “to be given by the same person,” and we have assumed that a randomly chosen person is either shown one movie or another. If some respondents were allowed to watch both movies before responding, we would simply consider a third *conTeXt* $c'' = (c, c')$, and we would then have three pairwise mutually exclusive *conTeXts*, c, c', c'' .

In case one is tempted to consider joint probabilities involving R_q^c and $R_{q'}^{c'}$ simply equal to zero (because these two responses never co-occur), this thought should be dismissed. Indeed, then all four joint probabilities,

$$\begin{aligned} & \Pr [R_q^c = Yes \text{ and } R_{q'}^{c'} = Yes], \\ & \Pr [R_q^c = Yes \text{ and } R_{q'}^{c'} = No], \\ & \Pr [R_q^c = No \text{ and } R_{q'}^{c'} = Yes], \\ & \Pr [R_q^c = No \text{ and } R_{q'}^{c'} = No], \end{aligned}$$

would have to be equal to zero, which is not possible as they should sum to 1. These probabilities are not zero, they are *undefined*.

1.4. Bunches and connections in conTeXt-conteNt matrices

The picture of the system consisting of our four random variables is now complete. Let us call this system $\mathcal{R}1$. It can be schematically presented in the form of the *conTeXt-conteNt* (c - c') *matrix* in Fig. 1.

All random variables in the system are double-indexed: the lower index indicates their *conteNt*, the upper index indicates their *conTeXt*. The random variables within each *conTeXt* are jointly distributed, they form what we

R_q^c	$R_{q'}^c$	c
$R_q^{c'}$	$R_{q'}^{c'}$	c'
q	q'	$\boxed{\mathcal{R}1}$

Figure 1. Context-content matrix for system $\mathcal{R}1$ in our opening example. The system consists of two bunches $R^c = (R_q^c, R_{q'}^c)$, $R^{c'} = (R_q^{c'}, R_{q'}^{c'})$ defined by (or defining) the contexts c and c' , respectively. The notation $R^c, R^{c'}$ reflects the fact that each bunch is a single random variable in its own right, because its components are jointly distributed. The system has two connections $(R_q^c, R_{q'}^{c'})$, $(R_{q'}^c, R_q^{c'})$ defined by (or defining) the contexts q and q' , respectively. The connections are not random variables because their components are stochastically unrelated. System $\mathcal{R}1$ may be contextual or noncontextual, depending on the distributions of the bunches $R^c, R^{c'}$.

call a *bunch* (of random variables). One bunch corresponds to one context and occupies one row of the c-c matrix.

Any two variables that belong to different bunches are stochastically unrelated. However, a random variable in context c may have a counterpart in context c' that shares the same content with it. In our example this is true for each of the two random variables in c . The set (in our example, the pair) of all random variables sharing the same content is called a *connection* (because they form bridges between stochastically unrelated bunches). One connection corresponds to one content and occupies one column of the c-c matrix.

1.5. Contexts and contents are non-unique but distinct from each other

How do we know that in our opening example the question q and not the movie c determines the content of the response, viewed as a random variable? How do we know that the movie c and not the question q determines the context of this response? The answer is: we don't. Some theory or tradition outside the mathematical theory of CbD tells us what the contexts and the contents in a given situation are, and then the mathematical computations may commence. In these computations, whatever the contexts and contents given to us, they are treated as strictly distinct entities because the respective bunches and connections they define are fundamentally different: bunches are (multicomponent) random variables, while connections are groups of pairwise stochastically unrelated ones.

It would be a completely different system if the contents in our opening example were defined not just by the question asked but also by the movie previously watched. The c-c matrix would then be as shown in Fig. 2. No content in the system $\mathcal{R}2$ occurs more than once, so there is

$R_{q_1}^c$	$R_{q_2}^c$	\cdot	\cdot	c
\cdot	\cdot	$R_{q_3}^{c'}$	$R_{q_4}^{c'}$	c'
$q_1 = (q, c)$	$q_2 = (q', c)$	$q_3 = (q, c')$	$q_4 = (q', c')$	$\boxed{\mathcal{R}2}$

Figure 2. The same opening example as in Fig. 1, but represented by a different system, $\mathcal{R}2$. In this system the contexts are the same as in $\mathcal{R}1$, but each content (question) include the context in which it occurs (the movie watched) as part of its identity. The joint distributions within the two bunches remain unchanged, but the system loses connections between the bunches. Such a system is trivially noncontextual.

nothing to bridge the two bunches with. It is not wrong to present the experiment with the questions and movies in this way, it may very well be the best way of treating this situation from the point of view of some empirical model, but the resulting system is not interesting for our contextuality analysis. The latter is yet to be introduced, but it should be sufficiently clear if we say that the system $\mathcal{R}2$ is uninteresting because contextuality pertains to how the random variables that share contents change in different contexts.

To prevent turning this discussion into a game of superficial semantics, it would not do to point out that q_1 and q_3 in the system $\mathcal{R}2$ share “part” of their content, and hence $R_{q_1}^c$ and $R_{q_3}^{c'}$ can be related to each other on these grounds. If $R_{q_1}^c$ and $R_{q_3}^{c'}$ are related to each other in the sense of being members of the same connection, then they should have the same content, by definition. This will be made even more clear in the Section 2.4, when we emphasize that contents and contexts are logically subordinate to groupings of the random variables into connections and bunches, respectively.

A symmetrical opposite of the system $\mathcal{R}2$ is to include the questions asked into the contexts in which they are being asked. This creates the c-c matrix $\mathcal{R}3$ shown in Fig. 3. Since the empirical meaning of co-occurrence in our example is “to be given by the same person,” representing our opening example by the system $\mathcal{R}3$ amounts to simply ignoring the observed joint events. One only records (and estimates probabilities of) the individual events, as if the paired questions were asked separately of different respondents. This would not be a reasonable way of representing the situation (as it involves ignoring available information), but it is logically possible.

The system $\mathcal{R}3$ becomes a reasonable representation, however, in fact the only “natural” one, if the empirical procedure is modified and the questions are indeed asked one at a time rather than in pairs. Then the responses to questions about the bees and about the flowers, whether they are given after having watched the same movie or different movies, come from different respondents, and their joint probabilities are undefined.

The system $\mathcal{R}3$ has the same connections as $\mathcal{R}1$, but it is as uninteresting from the point of view of our contextu-

$R_q^{c_1}$	·	$c_1 = (c, q)$
$R_q^{c_2}$	·	$c_2 = (c', q)$
·	$R_{q'}^{c_3}$	$c_3 = (c, q')$
·	$R_{q'}^{c_4}$	$c_4 = (c', q')$
q	q'	$\mathcal{R3}$

Figure 3. The same opening example as in Fig. 1, but represented by a different system, $\mathcal{R3}$. In this system the conteNts are the same as in $\mathcal{R1}$, but each conteXt includes both the movie watched and the question asked as part of its identity. The connections are well-defined here, but each bunch contains a single variable. Such a system is trivially noncontextual. This system would more aptly be used to describe the experiment in which the questions are posed one question per respondent rather than in pairs.

$R_{q_1}^{c_1}$	·	·	·	$c_1 = (c, q)$
·	$R_{q_2}^{c_2}$	·	·	$c_2 = (c', q)$
·	·	$R_{q_3}^{c_3}$	·	$c_3 = (c, q')$
·	·	·	$R_{q_4}^{c_4}$	$c_4 = (c', q')$
$q_1 = (q, c)$	$q_2 = (q, c')$	$q_3 = (q', c)$	$q_4 = (q', c')$	$\mathcal{R4}$

Figure 4. The same modification of the opening example as in Fig. 3, but with conteXts treated as part of conteNts, as in Fig. 2: the system consists of four unrelated to each other random variables, and it is trivially noncontextual.

ality analysis as the system $\mathcal{R2}$. A system without joint distributions (i.e., one in which every bunch contains a single random variable) is always trivially noncontextual.

For completeness, we should also consider a radical point of view that combines those in the systems $\mathcal{R3}$ and $\mathcal{R2}$. It is shown in Fig. 4: every conteXt and every conteNt include information about both the question being asked and the conditions under which it is asked. This creates four unique conteNts in a one-to-one correspondence with four unique conteXts (the order in which the q 's and c 's are listed in the definitions of the conteXts and the conteNts is immaterial).

1.6. Varieties of applications

We will see in Section 5 that $\mathcal{R1}$ is the simplest system within the class of so-called cyclic systems. It can, of course, model more than the opening example with bees, flowers, and movies. The variety of possible applications is great, both in psychology and without. The conteNts q, q' can be two physical properties, e.g., of spins of a particle measured at two moments of time separated by

a fixed interval. The conteXts c, c' can then be, respectively, the presence and absence of a third measurement made prior to these two measurements. Alternatively, c and c' could be two orders in which the two measurements are conducted: c standing for “first q then q' ” and c' for “first q' then q .” In sociology and psychology the prominently studied analogue of the latter example is the paradigm in which two questions are posed in two possible orders (Moore, 2001; Wang & Busemeyer, 2013; Wang et al., 2014). One can also think of questions posed in two different forms, in two different languages, or asked of the representatives of two distinct populations (say, male and female). There is also an inexhaustible variety of psychophysical applications. For instance, q and q' may be visual stimuli, and c, c' may be any two variants of the conditions under which they are presented, such as the time interval or spatial separation between them, or two versions of a previously presented adapting stimulus.

2. CONTEXTS AND CONTENTS: A FORMAL TREATMENT

Here, we present the basic conceptual set-up of our theory (confined to categorical random variables). Our view of random variables and relations among them is “discourse-relativistic,” in the sense that the existence of these variables and relations depend on what other random variables are “in play,” or have been introduced as “existing.”

2.1. (Categorical) random variables

We begin with an indexed class E of (categorical) random variables that we consider “existing” (or “defined,” or “introducible,” etc.). We need not be concerned with the cardinality of E as in this paper we will always deal with finite subsets thereof.¹ A random variable X is a pair

$$X = (\text{id}X, \text{di}X), \quad (1)$$

where $\text{id}X$ is its unique index, or *identity label* within the class E , whereas $\text{di}X$ (to be read as a single symbol) is its *distribution*. The latter in turn is defined as a function

$$\text{di}X : V_X \rightarrow [0, 1], \quad (2)$$

where V_X is a *finite set* (called the *set of possible values* of the random variable X), and

$$\sum_{v \in V_X} \text{di}X(v) = 1. \quad (3)$$

¹ The cardinality need not even be defined, as we consider E an indexed class rather than an indexed set.

The value $\text{di}X(v)$ for any $v \in V_X$ is referred to as the *probability mass* of X at its value v . For any subset W of V_X we define the probability of $X \in W$ as

$$\Pr[X \in W] = \sum_{v \in W} \text{di}X(v). \quad (4)$$

In particular, for $v \in V_X$,

$$\Pr[X \in \{v\}] = \text{di}X(v), \quad (5)$$

and we may also write $\Pr[X = v]$ instead of $\Pr[X \in \{v\}]$.

Note that we impose no restrictions on the nature of v , only that their set V_X is finite. In particular, if V_1, \dots, V_n are finite sets, then a random variable $Z \in \mathbf{E}$ with a distribution

$$\text{di}Z : V_1 \times \dots \times V_n \rightarrow [0, 1] \quad (6)$$

is a categorical random variable. It can be denoted $Z = (X_1, \dots, X_n)$, where X_i is called the i th component (or the i th 1-marginal) of Z , with the distribution defined by

$$\sum_{\substack{(v_1, \dots, v_i, \dots, v_n) \\ \in V_1 \times \dots \times V_{i-1} \\ \times \{v_i\} \\ \times V_{i+1} \times \dots \times V_n}} \text{di}Z(v_1, \dots, v_n) = \text{di}X_i(v_i), \quad (7)$$

for any $v_i \in V_i$.

Definition 2.1. We will say that X_1, \dots, X_n in \mathbf{E} are *jointly distributed* if they are 1-marginals of some $Z = (X_1, \dots, X_n)$ in \mathbf{E} . The random variable Z then can be called a vector, or n -tuple, of *jointly distributed* X_1, \dots, X_n . If X_1, \dots, X_n are not jointly distributed, they are *stochastically unrelated* (in \mathbf{E}).

Note that according to this definition, X_1, \dots, X_n in \mathbf{E} are not jointly distributed if \mathbf{E} does not contain (X_1, \dots, X_n) , even though one can always conceive of a joint distribution for them. This reflects our interpretation of \mathbf{E} as the class of the variables that “exist” (rather than just “imagined,” as discussed in Section 3.1).

For any subset (i_1, \dots, i_k) of $(1, \dots, n)$ one can compute the corresponding k -marginal of Z . Without loss of generality, let $(i_1, \dots, i_k) = (1, \dots, k)$. Then the k -marginal $Y = (X_1, \dots, X_k)$ has the distribution defined by

$$\begin{aligned} \sum_{\substack{(v_1, \dots, v_k, v_{k+1}, \dots, v_n) \\ \in \{v_1\} \times \dots \times \{v_k\} \\ \times V_{k+1} \times \dots \times V_{X_n}}} \text{di}Z(v_1, \dots, v_n) \\ = \text{di}Y(v_1, \dots, v_k), \end{aligned} \quad (8)$$

for any $(v_1, \dots, v_k) \in V_1 \times \dots \times V_k$. This distribution is referred as a k -marginal distribution of the k -marginal Y .

2.2. Functions of random variables

Let $X \in \mathbf{E}$ be a random variable with the distribution $\text{di}X : V_X \rightarrow [0, 1]$, and let $f : V_X \rightarrow f(V_X)$ be some function. The function $f(X)$ of a random variable X is a random variable Y such that X and Y are 1-marginals of some random variable $Z = (X, Y)$ with the distribution $\text{di}Z : V_X \times f(V_X) \rightarrow [0, 1]$ defined by

$$\text{di}Z(v, w) = \begin{cases} \text{di}X(v) & \text{if } w = f(v) \\ 0 & \text{if otherwise} \end{cases}. \quad (9)$$

It follows that the distribution of Y as a 1-marginal of Z is defined by

$$\text{di}Y(w) = \sum_{v \in f^{-1}(\{w\})} \text{di}X(v), \quad (10)$$

for any $w \in f(V_X)$.

We stipulate as the main property of the class \mathbf{E} that *any function of X in \mathbf{E} belongs to \mathbf{E}* . This property together with the definition of 1-marginals implies that $Z = (X, f(X))$ belongs to \mathbf{E} , i.e., X and $f(X)$ are jointly distributed.

If $Y_1 = f_1(X)$ and $Y_2 = f_2(X)$, we can consider (f_1, f_2) as a function f mapping V_X into $f(X) \times f'(X)$. Then $Y = (Y_1, Y_2)$ being a function of X is merely a special case of the situation considered above. Its meaning is that X and (Y_1, Y_2) are 1-marginals of some random variable $Z = (X, (Y_1, Y_2))$ (that belongs to \mathbf{E}) whose distribution is defined by

$$\text{di}Z(v, (w_1, w_2)) = \begin{cases} \text{di}X(v) & \text{if } (w_1, w_2) \\ = f(v) = (f_1(v), f_2(v)) \\ 0 & \text{if otherwise} \end{cases}. \quad (11)$$

The (1-marginal) distribution of $Y = (Y_1, Y_2)$ is defined by

$$\begin{aligned} \text{di}Y(w_1, w_2) &= \sum_{v \in f^{-1}(\{w_1, w_2\})} \text{di}X(v) \\ &= \sum_{v \in f_1^{-1}(\{w_1\}) \cap f_2^{-1}(\{w_2\})} \text{di}X(v). \end{aligned} \quad (12)$$

The random variables Y_1 and Y_2 themselves are 1-marginals of $Y = (Y_1, Y_2)$ just defined. Indeed, the separate distribution of Y_1 computed in accordance with (10) is

$$\text{di}Y_1(w_1) = \sum_{v \in f_1^{-1}(\{w_1\})} \text{di}X(v), \quad (13)$$

for any $w_1 \in f_1(V_X)$. We get the same formula from (12) by applying to it the formula for computing 1-marginals,

(7):

$$\begin{aligned}
\text{di}Y_1(w_1) &= \sum_{w_2} \sum_{v \in f_1^{-1}(\{w_1\}) \cap f_2^{-1}(\{w_2\})} \text{di}X(v) \\
&= \sum_{v \in f_1^{-1}(\{w_1\}) \cap (\cup_{w_2} f_2^{-1}(\{w_2\}))} \text{di}X(v) \quad , \\
&= \sum_{v \in f_1^{-1}(\{w_1\})} \text{di}X(v),
\end{aligned} \tag{14}$$

because the union of the sets $f_2^{-1}(\{w_2\})$ across all values of $w_2 \in f_2(V_X)$ is the entire set V_X . Analogous reasoning applies to Y_2 .

This shows that Y_1 and Y_2 defined as functions of some $X \in \mathbf{E}$ are jointly distributed in the sense of Definition 2.1: they are 1-marginals of some $Y = (Y_1, Y_2) \in \mathbf{E}$. It is easy to show that the converse holds true as well: if Y_1 and Y_2 in \mathbf{E} are jointly distributed, then they are functions of one and the same random variable that belongs to \mathbf{E} . Indeed, in accordance with Definition 2.1, they are 1-marginals of some $Y = (Y_1, Y_2) \in \mathbf{E}$. But then Y_1 and Y_2 are functions of this Y . Specifically, denoting the sets of possible values for Y_1, Y_2 by W_1, W_2 , respectively, we have $Y_1 = f_1(Y)$, where

$$f_1 : W_1 \times W_2 \rightarrow W_1$$

is defined by $f_1(w_1, w_2) = w_1$ (a projection function). The computations of the distribution of Y_1 in accordance with (7) coincides with that in accordance with (10),

$$\text{di}Y_1(w_1) = \sum_{w_2 \in W_2} \text{di}Y(w_1, w_2) = \sum_{v \in f_1^{-1}(\{w_1\})} \text{di}Y(v), \tag{15}$$

for any $w_1 \in W_1$. Analogous reasoning applies to Y_2 .

This result is trivially generalized to an arbitrary finite set of random variables.²

Theorem 2.2. *Random variables $X_1, \dots, X_n \in \mathbf{E}$ are jointly distributed if and only if they are representable as functions of one and the same random variable $X \in \mathbf{E}$.*

Note that this X may very well equal one of the X_1, \dots, X_n . More generally, one can add X to its functions X_1, \dots, X_n to create a jointly distributed set X, X_1, \dots, X_n in which all elements are, obviously, functions of one of its elements. Note also that that if $X_i = f_i(X)$, $i = 1, \dots, n$, then $f = (f_1, \dots, f_n)$ is a function, and we can equivalently reformulate Theorem 2.2 as saying that a vector of random variables (X_1, \dots, X_n) is a random variable (by definition, with jointly distributed components) if and only if it is a function of some random variable X .

In spite of its simplicity, Theorem 2.2 was realized, in various special forms, only in 1980s (Suppes and Zanotti,

1981; Fine, 1982). It has a direct bearing on the problem of “hidden variables” in quantum mechanics: given a set of random variables, is there a random entity of which these random variables are functions? To formulate this problem rigorously and to enable the use of Theorem 2.2 for solving it we will need the notion of a coupling, introduced below (Section 3.2).

2.3. Base sets of random variable

How does one construct the class \mathbf{E} ? For instance, with X_1, \dots, X_n all in \mathbf{E} , how do we know whether they are jointly distributed, i.e., whether \mathbf{E} contains a $Z = (X_1, \dots, X_n)$? Can we simply declare that any random variables X_1, \dots, X_n are jointly distributed? The answer to the last question is negative: to be able to model empirical phenomena one needs to keep the meaning of joint distribution tied to the empirical meaning of “co-occurrence.” Which means that joint distribution cannot be imposed arbitrarily.

To make all of this clear, let us construct the class \mathbf{E} of “existing” random variables systematically. The construction is simple: we introduce a nonempty *base set* \mathbf{R} of (categorical) random variables (in this paper we assume this set to be finite, but this need not be so generally), and we posit that

(P1): a random variable belongs to \mathbf{E} if and only if it is a function of any one of the elements of \mathbf{R} ;

(P2): no random variable in \mathbf{E} is a function of two distinct elements of \mathbf{R} .

The constraints (P1-P2) ensure that no two random variables existing in the sense of belonging to \mathbf{E} may have a joint distribution unless they are functions of one and the same element of \mathbf{R} . Indeed, assume the contrary: let some transformations $\alpha(A)$ and $\beta(B)$ have a joint distribution, for $A, B \in \mathbf{B}$, $A \neq B$. Then a random variable $(\alpha(A), \beta(B))$ exists, and since it is a function of the pair (A, B) , this contradicts (P2). We conclude that $\alpha(A)$ and $\beta(B)$ must be stochastically unrelated.

Instead of “ X belongs to \mathbf{E} ” we can also say “ X exists with respect to \mathbf{R} .” This is preferable if one deals with, as we will do in the subsequent sections, different base sets \mathbf{R} inducing different classes \mathbf{E} .

Consider an example: let \mathbf{B} consist of the four random variables

$$X = (X_1, X_2, X_3), Y = (Y_1, Y_2), Z, U = (U_1, U_2).$$

These random variables are declared to exist, and so are functions of these random variables. Thus, X_2 exists because X exists and X_2 is its function (second projection). Analogously, provided the values of Y_1, Y_2 are numerical, the variable $Y_1 + Y_2$ exists. No component of one of the four random variables, say, X_2 , is jointly distributed with any component of another, say, U_1 , and no function $f(U_1, X_2)$ is a random variable. By the same logic, no

² In fact it holds for any set of any random entities (Dzhafarov & Kujala, 2010), but our focus in this paper is on finite sets of categorical random variables.

R_1^1	R_2^1	\cdot	c_1
R_1^2	R_2^2	R_3^2	c_2
R_1^3	\cdot	R_3^3	c_3
q_1	q_2	q_3	\mathcal{R}

Figure 5. A matrix representation of a c-c system \mathcal{R} of random variables. The seven random variables are grouped into three bunches (shown by the rows of the matrix) and into three connections (shown by the columns). The bunches are defined by (or define) three *conteXts*. The connections are defined by (or define) three *conteNts*. The empty cells (shown with a dot for emphasis) correspond to the cases when a given *conteNt* is not represented (measured, responded to) in a given *conteXt*. The variables within a bunch are jointly distributed, so we have three random variables $R^1 = (R_1^1, R_2^1)$, $R^2 = (R_1^2, R_2^2, R_3^2)$, and $R^3 = (R_1^3, R_3^3)$. They form a base set of random variable, defined by the properties (P1-P2) of Section 2.3. The connections (R_1^1, R_1^2, R_1^3) , (R_2^1, R_2^2) , and (R_3^2, R_3^3) are not random variables because no two random variables within a connection are jointly distributed. More generally, any two components picked from different bunches are stochastically unrelated.

two different vectors in R can share a component: if they did, this component would be a function of both of them, contravening (P2).

2.4. Systems of random variables

The example of R at the end of the previous section is in fact how we introduce our main object: *conteXt-conteNt systems of random variables*.

Definition 2.3. Let R be a base set of (categorical) random variables each element of which, called a *bunch*, is a vector of random variables. Let U_R be the union of all components of these bunches. A *conteXt-conteNt (c-c) system* \mathcal{R} of random variables based on R is created by endowing R with a partition of U_R into subsets called *connections* and satisfying the following two properties:

(*intersection property*) a bunch and a connection do not have more than one component of U_R in common; and

(*comparability property*) elements of a connection have the same set of possible values.³

Recall that partitioning of a set means creating a set of pairwise disjoint subsets whose union is the entire set. Note that due to the intersection property in Definition 2.3, any two elements of a connection are stochastically

unrelated (they are 1-marginals of different bunches). Note also that due to the comparability property the elements of a connection may (but generally do not) have the same distribution.

Let the bunches of the c-c system be enumerated $1, \dots, n$, and the connections be enumerated $1, \dots, m$. Due to the intersection property in Definition 2.3, then any random variable in the set U_R of a c-c system \mathcal{R} can be uniquely identified by the labels of the bunch and of the connection it belongs to. These labels (or some symbols in a one-to-one correspondence with them) are referred to as *conteXts* (labels for bunches) and *conteNts* (labels for connections). As we see, in the formal theory bunches and connection define rather than are defined by the *conteXts* and *conteNts*, respectively. It is the other way around in empirical applications (see the introductory section), where our understanding of what constitutes a given *conteNt* under different *conteXts* guides the creation of the bunches and connections.

The unique labeling of the random variables by the *conteXts* and *conteNts* means that any c-c system can be presented in the form already familiar to us from the introduction: a *conteXt-conteNt (c-c) matrix*. An example of a c-c system presented in the form of a c-c matrix is given in Fig. 5. The initial base set of random variables is

$$R = \left\{ \begin{array}{l} R^1 = (R_1^1, R_2^1) \\ R^2 = (R_1^2, R_2^2, R_3^2) \\ R^3 = (R_1^3, R_3^3) \end{array} \right\}, \quad (16)$$

the union set is

$$U_R = \{R_1^1, R_2^1, R_1^2, R_2^2, R_3^2, R_1^3, R_3^3\} \quad (17)$$

with the lower indexes already chosen in view of the partitioning into connections (otherwise the initial indexes will have to be changed after the connections are formed),

$$\left\{ \begin{array}{l} (R_1^1, R_2^1, R_3^1) \\ (R_1^2, R_2^2) \\ (R_3^2, R_3^3) \end{array} \right\}. \quad (18)$$

The c-c system \mathcal{R} is both sufficiently rich and sufficiently simple to conveniently illustrate, in the subsequent sections, various general considerations regarding c-c systems.

The intersection property in Definition 2.3 is critical for our analysis: if a *conteXt* and a connection could have more than one random variable in common, both the double-indexing of the random variables by *conteXts* and *conteNts* and the subsequent contextuality analysis of the system would be impossible.

At the same time, two bunches may very well have more than one *conteNt* in common. In our system \mathcal{R}

³ In a more general treatment this translates into the same set and the same sigma algebra of events.

R_1^1	R_{12}^1	R_2^1	\cdot	c_1
R_1^2	R_{12}^2	R_2^2	R_3^2	c_2
R_1^3	\cdot	\cdot	R_3^3	c_3
q_1	q_{12}	q_2	q_3	\mathcal{R}_{mod}

Figure 6. If one wishes to establish connection between the pair (R_1^1, R_2^1) and the pair (R_1^2, R_2^2) , the system \mathcal{R} has to be redefined: a new conteNt, q_{12} , should be created that adds $R_{12}^1 = (R_1^1, R_2^1)$ and $R_{12}^2 = (R_1^2, R_2^2)$ to the two respective bunches (for c_1 and c_2) as separate variables, jointly distributed with the other variables within the bunches.

the conteNts q_1 and q_2 are represented by R_1^1, R_2^1 in the conteXt c_1 (a short way of saying “in the bunch labeled by the conteXt c_1 ”), and the same q_1 and q_2 are represented by R_1^2, R_2^2 in the conteXt c_2 . This may make it desirable (but by no means necessary or even preferable) to consider a connection formed by $R_{12}^1 = (R_1^1, R_2^1)$ and $R_{12}^2 = (R_1^2, R_2^2)$. This can be done without violating the intersection property, but this will mean a redefinition of the system, strictly speaking, replacing it with another system. Thus, the initial base set can be, without loss of information, presented as

$$\mathcal{R}_{mod} = \left\{ \begin{array}{l} R^1 = (R_1^1, R_{12}^1, R_2^1) \\ R^2 = (R_1^2, R_{12}^2, R_2^2, R_3^2) \\ R^3 = (R_1^3, R_3^3) \end{array} \right\}.$$

The corresponding c-c system (we continue to use the lower indexes for grouping into connections) is shown in Fig. 6. The new system has a different set of conteNts and its contextuality analysis generally will not coincide with that of the system \mathcal{R} .

2.5. KPT and Cbd

In this section we briefly discuss the relationship between the KPT (Kolmogorovian Theory of Probability) and Cbd. This discussion is not needed for understanding of the subsequent sections. We will assume the reader’s familiarity with basics of the measure theory.

The KPT definition of (categorical) random variables is as follows. Let (S, Σ, μ) be a domain probability space, and let (V_X, Σ_X) be a codomain measure space, with V_X a finite set and Σ_X usually (and here) defined as its power set. A random variable X is a function $S \rightarrow V_X$ such that $X^{-1}(\{v\}) \in \Sigma$, for any $v \in V_X$. The probability mass $p_X(v)$ is defined as $\mu(X^{-1}(\{v\}))$, and for any subset $V \subset V_X$, the probability of X falling in V is computed as

$$\Pr[X \in V] = \mu(X^{-1}(V)) = \sum_{v \in V} p_X(v). \quad (19)$$

We call (S, Σ, μ) the *sample space*⁴ for X , and we call $(V_X, \Sigma_X) = (V_X, 2^{V_X})$ the *observation space* of X .

The great conceptual convenience of the KPT is that the joint distribution of two random variables defined on the same sample space is uniquely determined by their identity as functions: if Y is another random variable, then its joint distribution with X above is defined by

$$p_{XY}(v, w) = \mu(X^{-1}(\{v\}) \cap Y^{-1}(\{w\})), \quad (20)$$

for any $(v, w) \in V_X \times V_Y$.

In Cbd, random variables are considered only with respect to a specified base set. A random variable exists only as a function of one and only one of the elements of this base set; and functions of different base random variables are considered stochastically unrelated. Is this picture compatible with the KPT? The answer is affirmative, provided the KPT is not naively thought of as positing the existence of a single sample space for all imaginable random variables. Such a view can be shown to be mathematically flawed (Dzhafarov & Kujala, 2014a-b).

Every sample space (S, Σ, μ) corresponds to a random variable Z defined as the identity mapping $S \rightarrow S$ from (S, Σ, μ) to (S, Σ) , and then every random variable defined on (S, Σ, μ) is representable as a transformation of Z . If we consider a set of unrelated to each other sample spaces, then the corresponding identity functions form a base set of random variables, and what we get is essentially the same picture as in Cbd.

We need one qualification though: even if all the functions considered are categorical random variables, the base set itself need not be a finite set of categorical random variables. This is not, however, a restriction inherent in Cbd but the choice we have made in this paper. A finite number of categorical base variables are sufficient if one only considers a finite set of functions thereof, which is the case when we deal with c-c systems.

3. CONTEXTUALITY ANALYSIS

In this section we give the definitions and introduce the conceptual apparatus involved in determining whether a c-c system is contextual or noncontextual.

3.1. The intuition of (non)contextuality

The main idea can be intuitively presented as follows. We have defined a c-c system as a set of context-representing bunches together with connections between

⁴ It seems common to use this term for the set S alone; but the term “space” in mathematics means a set with with some structure imposed on it, and the structure here is the sigma algebra and the measure. We prefer therefore to use the term “sample space” for the entire domain probability space. S alone can be referred to as the *sample set* for X .

these bunches that reflect commonality of conteNts. It is equally possible, however, to view a c-c system as a set of content-representing connections related to each other by bunches that reflect commonality of conteXts. Thus, the system \mathcal{R} depicted in Fig. 5 consists of the three connections in (18), the elements of each of which are pairwise stochastically unrelated random variables. However, the element R_1^1 of the first connection is stochastically related to the element R_2^2 of the second connection because they share a conteXt; and analogously for the other two conteXts.

We distinguish two forms of the dependence of random variables on their conteXts. One of them is “contextuality proper,” the other one we call “*direct influences*.” Let us begin with the latter. Direct influences are reflected in the differences, if any, between the distributions of the elements of the same connection. For instance, if R_1^1 and R_1^2 have different distributions, then the change of the conteXt from c_1 to c_2 directly influences the random variable representing the conteNt q_1 . Direct influences are important, but they are of the same nature as the dependence of random variables on their conteNt. Thus, if the distribution of responses to the question about bees changes depending on what movie has been previously watched, the influence of the movie on the response is not any more puzzling than the influence of the question itself. We prefer not to use the term “contextuality” for such trivial forms of context-dependence. Instead we describe them by saying that the system of random variables is *inconsistently connected* if some of the elements of some of the connections in it have different distributions. If in a system all elements of any connection have the same distribution, then we call the system *consistently connected*.⁵

There is a simple and universal (applicable to all systems) way to measure the degree of direct influences within each connection. Although the connections in a c-c system consist of pairwise stochastically unrelated random variables, nothing prevents one from thinking *counterfactually* of what their joint distribution could be *if they were* jointly distributed. (The reader should for now suspend criticism, as we are going to define this counterfactual reasoning rigorously later on.)

Let us take, e.g., the connection (R_1^1, R_1^2, R_1^3) in the system \mathcal{R} depicted in Fig. 5. If these random variables were jointly distributed, then we would be able to compute the probability with which they assume identical values, $\Pr [R_1^1 = R_1^2 = R_1^3]$. One may ask: among all possible “imaginary” joint distributions of (R_1^1, R_1^2, R_1^3) (while they, the three of them, retain their individual distributions), what is the maximal possible value for $\Pr [R_1^1 = R_1^2 = R_1^3]$? As it turns out, this maximal probability is well-defined and uniquely determinable:

let us denote it \max_1 . We define \max_2 for the connection (R_2^1, R_2^2) as the maximal “imaginary” value for $\Pr [R_2^1 = R_2^2]$ given the individual distributions of R_2^1 and R_2^2 ; and we define \max_3 for the connection (R_3^2, R_3^3) analogously. These maximal probabilities of coincidence can be viewed as reflecting the degree of direct influences of conteXts upon the random variables: e.g., $\max_1 = 1$ if and only if the distributions of all three random variables in (R_1^1, R_1^2, R_1^3) are the same; and $\max_1 = 0$ if and only if the direct influences are so prominent that the equality $R_1^1 = R_1^2 = R_1^3$ becomes “unimaginable” (cannot occur in any of the imagined joint distributions because the supports⁶ of the three variable do not have elements in common).

Now we come to the “contextuality proper.” The maximal probabilities just discussed are computed for each connection taken separately, without taking into account the bunches that reflect the commonality of conteXts across the connections. The question arises: are these maximal probability values,

$$\begin{aligned} \Pr [R_1^1 = R_1^2 = R_1^3] &= \max_1, \\ \Pr [R_2^1 = R_2^2] &= \max_2, \\ \Pr [R_3^2 = R_3^3] &= \max_3, \end{aligned} \tag{21}$$

compatible with the observed bunches of the system? In other words, can one achieve these maximal probabilities in all three connections simultaneously if one takes into account all the known (not imagined) joint distributions in the system? If the answer is affirmative, then we can say that the knowledge of bunches that represent different conteXts adds nothing to what we already know of the direct influences by having considered the connections separately — we call such a system *noncontextual*. If the answer is negative, however, then the conteXts do influence the random variables beyond any direct influences they have on them — the system is *contextual*.

In particular, the system may exhibit no direct influences at all (i.e., be consistently connected) and still be contextual. In a consistently connected version of our system \mathcal{R} the three maximal probability values will all be 1, and a system will be contextual if the equalities

$$\begin{aligned} \Pr [R_1^1 = R_1^2 = R_1^3] &= 1, \\ \Pr [R_2^1 = R_2^2] &= 1, \\ \Pr [R_3^2 = R_3^3] &= 1, \end{aligned} \tag{22}$$

are incompatible with the observed bunches of the system. This will be the case when we can say, by abuse of language, that the system is contextual because the elements in each of its connections cannot be viewed as

⁵ It is often more convenient in formal considerations to view consistent connectedness as a special case of inconsistent connectedness.

⁶ A support of X is the subset of possible values that have nonzero probability masses in $\text{di}X$.

essentially one and the same random variable. Many scholars, especially in quantum mechanics, have considered contextuality in this special case and in this special meaning only (e.g., Fine, 1982; Kurzynski, Ramanathan, Kaszlikowski, 2012). The same is true for the contextuality theory of Abramsky and colleagues when it is applied to systems of random variables (Abramsky & Brandenburger, 2011; Abramsky et al., 2015).

3.2. (Probabilistic) couplings

Imagining joint distributions for things that are not jointly distributed is not rigorous mathematics. The latter requires that we use the mathematical tool of (*probabilistic*) couplings.

Definition 3.1. A coupling of a set of random variables X_1, \dots, X_n is a random variable (Y_1, \dots, Y_n) (with jointly distributed components) such that Y_i has the same distribution as X_i , for all $i = 1, \dots, n$.

As an illustration, let X_1 and X_2 be distributed as

$$\text{pr. mass} \begin{array}{|c|c|c|} \hline X_1 = 1 & X_1 = 2 & X_1 = 3 \\ \hline 0.3 & 0.3 & 0.4 \\ \hline \end{array}$$

and

$$\text{pr. mass} \begin{array}{|c|c|} \hline X_2 = 1 & X_2 = 2 \\ \hline 0.7 & 0.3 \\ \hline \end{array}$$

Then (Y_1, Y_2) with the distribution

$$\begin{array}{|c|c|c|c|} \hline & Y_1 = 1 & Y_1 = 2 & Y_1 = 3 \\ \hline Y_2 = 1 & 0.3 & 0.2 & 0.2 \\ Y_2 = 2 & 0 & 0.1 & 0.2 \\ \hline & 0.3 & 0.3 & 0.4 \\ \hline \end{array} 0.7$$

is a coupling for X_1 and X_2 . And so is (Y'_1, Y'_2) with the distribution

$$\begin{array}{|c|c|c|c|} \hline & Y'_1 = 1 & Y'_1 = 2 & Y'_1 = 3 \\ \hline Y'_2 = 1 & 0.3 & 0 & 0.4 \\ Y'_2 = 2 & 0 & 0.3 & 0 \\ \hline & 0.3 & 0.3 & 0.4 \\ \hline \end{array} 0.7$$

Generally, a number of couplings of a given set of random variables is infinite.

In our paper couplings are constructed in two ways only: either for connections in a c-c system, separately taken, or for the entire set of bunches in the system. In relation to our system \mathcal{R} , a coupling for the connection (R_1^1, R_1^2, R_1^3) is a triple (T_1^1, T_1^2, T_1^3) such that T_1^j and R_1^j have the same distribution, for $j = 1, 2, 3$; and analogously for the other two connections.

The set of the three bunches (R^1, R^2, R^3) in (16) is coupled by $S = (S^1, S^2, S^3)$ where

$$\left\{ \begin{array}{l} S^1 = (S_1^1, S_2^1) \\ S^2 = (S_1^2, S_2^2, S_3^2) \\ S^3 = (S_1^3, S_3^3) \end{array} \right\} \quad (23)$$

such that S^j and R^j have the same distribution, for $j = 1, 2, 3$.

In the following we will freely use phrases indicating that a coupling for some random variables “exists,” or “can be constructed,” or that these random variables “can be coupled.” Note, however, that the couplings do not “exist” with respect to the base set of random variables formed by the bunches of a c-c system, as no coupling of the bunches can be presented as a function of just one of these bunches. If the bunches are assumed to have links to empirical observations, then the couplings can be said to have no empirical meaning. A coupling forms a base set of its own, consisting of itself. Its marginals (or *subcouplings*) corresponding to the bunches of the c-c system do “exist” with respect to this new base set, as they are functions of its only element. However, the bunches of the c-c system themselves do not “exist” with respect to the base set formed by this coupling. One can add the coupling $S = (S^1, S^2, S^3)$ to the set (R^1, R^2, R^3) of the three bunches of our system \mathcal{R} as a fourth (stochastically unrelated to the bunches) element of a new base set.

Let us adopt a simplifying agreement in regard to couplings (and more generally, vectors of jointly distributed variables): a vector of jointly distributed random variables (A_1, \dots, A_n) in which $A_i = (A_{i1}, \dots, A_{ik_i})$, for each $i = 1, \dots, n$, is considered equivalent (replaceable by) the vector

$$(\{A_{11}, \dots, A_{1k_1}\} \cup \dots \cup \{A_{n1}, \dots, A_{nk_n}\}). \quad (24)$$

In particular, a coupling (S^1, S^2, S^3) of the three bunches (R^1, R^2, R^3) in (16), written in extenso, is

$$S = ((S_1^1, S_2^1), (S_1^2, S_2^2, S_3^2), (S_1^3, S_3^3)) \quad (25)$$

with (S_1^1, S_2^1) distributed as the bunch (R_1^1, R_2^1) , etc. In accordance with our agreement, this coupling can be equivalently written as

$$S = (S_1^1, S_2^1, S_1^2, S_2^2, S_3^2, S_1^3, S_3^3), \quad (26)$$

in which (S_1^1, S_2^1) distributed as the bunch (R_1^1, R_2^1) , etc.

This agreement makes it easier to compare couplings of a connection taken in isolation with the *subcoupling* of the coupling (26) corresponding to the same connection. Thus, for the connection (R_1^1, R_1^2, R_1^3) separately taken we can consider all possible couplings (T_1^1, T_1^2, T_1^3) and then compare them with the subcouplings (S_1^1, S_1^2, S_1^3) extracted as 3-marginals from all possible couplings (26). We will need such comparisons for determining whether the system in question is contextual.

3.3. Maximal couplings for connections

Definition 3.2. Let X_1, \dots, X_k be a connection in a c - c system. Its coupling (Y_1, \dots, Y_k) is a *maximal coupling* if the value of

$$\Pr[Y_1 = \dots = Y_k]$$

is the largest possible among all couplings of X_1, \dots, X_k .

The notion can be formulated for arbitrary sets of random variables, but we will only need it for connections. Since the elements of a connection have the same set V of possible values, we have

$$\Pr[Y_1 = \dots = Y_k] = \sum_{v \in V} \Pr[Y_1 = v, \dots, Y_k = v].$$

This sum will be maximized if one can maximize each of the summands separately. As it turns out, the latter is easy: for any value $v \in V$, the maximal possible value for $\Pr[Y_1 = v, \dots, Y_k = v]$ (with the individual distributions of Y_i being fixed) is

$$\max p_v = \min(\Pr[Y_1 = v], \dots, \Pr[Y_k = v]). \quad (27)$$

Indeed, a joint probability can never exceed any of the probabilities of the events whose joint is considered: the largest value it can reach therefore is the smallest of these individual probabilities. Since

$$\sum_{v \in V} \min(\Pr[Y_1 = v], \dots, \Pr[Y_k = v]) \leq 1, \quad (28)$$

and

$$\min(\Pr[Y_1 = v], \dots, \Pr[Y_k = v]) \leq \Pr[Y_i = v]$$

for $i = 1, \dots, k$, a coupling (Y_1, \dots, Y_k) with

$$\Pr[Y_1 = v, \dots, Y_k = v] = \max p_v \quad (29)$$

can always be constructed (although generally not uniquely): the remaining joint probabilities can be assigned, e.g., as

$$\Pr \left[\begin{array}{l} Y_1 = v_1, \\ \dots, Y_k = v_k \end{array} \right] = \begin{cases} \frac{\prod_{i=1}^k (\Pr[Y_i = v_i] - \max p_{v_i})}{(1 - \Pr[Y_1 = \dots = Y_k])^{k-1}} & \text{if } \sum_{v \in V} \max p_v < 1 \\ 0 & \text{if } \sum_{v \in V} \max p_v = 1 \end{cases}, \quad (30)$$

for any $v_1, \dots, v_k \in V$ not all equal to each other. Let us check that these joint probabilities sum to correct marginal probabilities. For instance,

$$\begin{aligned} \Pr[Y_1 = v_1] &= \max p_{v_1} + (\Pr[Y_1 = v_1] - \max p_{v_1}) \\ &\times \left(\sum_{v_2, \dots, v_k} \frac{\prod_{i=2}^k (\Pr[Y_i = v_i] - \max p_{v_i})}{(1 - \sum_{v \in V} \max p_v)^{k-1}} \right), \end{aligned} \quad (31)$$

and it can be readily seen that either $\Pr[Y_1 = v_1] - \max p_{v_1} = 0$, or the minuend in the large parentheses is 1 while the subtrahend is 0. The obvious extension of this reasoning to all variables and all values establishes the following proposition.

Theorem 3.3. *A maximal coupling (Y_1, \dots, Y_k) can be constructed for any connection (X_1, \dots, X_k) in a c - c system, with*

$$\Pr[Y_1 = \dots = Y_k = v] = \min(\Pr[Y_1 = v], \dots, \Pr[Y_k = v]), \quad (32)$$

for any v in the set V of possible values that X_1, \dots, X_k have in common.

As an example, let the variables R_1^1, R_1^2, R_1^3 in the first connection of the system \mathcal{R} of Fig. 5 be binary, with the possible values 1 and 2. Let

$$\text{pr. mass} \begin{array}{|c|c|} \hline R_1^1 = 1 & R_1^1 = 2 \\ \hline 0.3 & 0.7 \\ \hline \end{array},$$

$$\text{pr. mass} \begin{array}{|c|c|} \hline R_1^2 = 1 & R_1^2 = 2 \\ \hline 0.4 & 0.6 \\ \hline \end{array},$$

$$\text{pr. mass} \begin{array}{|c|c|} \hline R_1^3 = 1 & R_1^3 = 2 \\ \hline 0.7 & 0.3 \\ \hline \end{array}.$$

Then, in the maximal coupling (T_1^1, T_1^2, T_1^3) ,

$$\max p_1 = \Pr[T_1^1 = T_1^2 = T_1^3 = 1]$$

$$= \min(0.3, 0.4, 0.7) = 0.3,$$

$$\max p_2 = \Pr[T_1^1 = T_1^2 = T_1^3 = 2],$$

$$= \min(0.7, 0.6, 0.3) = 0.3.$$

and

$$\Pr[T_1^1 = T_1^2 = T_1^3] = 0.3 + 0.3 = 0.6.$$

We can now compute probabilities for the remaining six combinations of values using (30). Say,

$$\begin{aligned} \Pr[T_1^1 = 2, T_1^2 = 1, T_1^3 = 1] &= \frac{(\Pr[R_1^1=2] - \max p_2)(\Pr[R_1^2=1] - \max p_1)(\Pr[R_1^3=1] - \max p_1)}{(1 - \Pr[T_1^1=T_1^2=T_1^3])^2} \\ &= \frac{(0.7-0.3)(0.4-0.3)(0.7-0.3)}{(1-0.6)^2} = 0.1. \end{aligned}$$

The resulting distribution of (T_1^1, T_1^2, T_1^3) is

$$\text{pr. mass} \begin{array}{|c|c|c|c|c|c|c|c|} \hline & 111 & 112 & 121 & 211 & 221 & 212 & 122 & 222 \\ \hline & 0.3 & 0 & 0 & 0.1 & 0.3 & 0 & 0 & 0.3 \\ \hline \end{array},$$

R_1^1	R_2^1	\cdot	c_1
\cdot	R_2^2	R_3^2	c_2
R_1^3	\cdot	R_3^3	c_3
q_1	q_2	q_3	SZLG

Figure 7. The c-c matrix for a Suppes-Zanotti-Leggett-Garg-type system. This is a cyclic system of rank 3, in the terminology of Section 5. Each conteXt includes two conteNts, and each conteNt is included in two conteXts. All random variables are binary.

and one can easily check that these joint probabilities sum to the right values of $\Pr [T_1^j = 1] = \Pr [R_1^j = 1]$, for $j = 1, 2, 3$.

Another example, using the second connection in the system \mathcal{R} , (R_2^1, R_2^2) . Suppose that both these variables have same distribution:

value	1	2	3
pr. mass	0.3	0.2	0.5

in which case we can say that this connection is *consistent* (and, to remind, if this is the case for all connections, then the system is consistently connected). The maximal coupling (T_2^1, T_2^2) here has a uniquely determined distribution

	$T_2^1 = 1$	$T_2^1 = 2$	$T_2^1 = 3$	
$T_2^2 = 1$	0.3	0	0	0.3
$T_2^2 = 2$	0	0.2	0	0.2
$T_2^2 = 3$	0	0	0.5	0.5
	0.3	0.2	0.5	

with $\Pr [T_2^1 = T_2^2] = 1$.

3.4. Contextuality

Definition 3.4. A coupling for (the bunches of) a c-c system is *maximally connected* if its subcouplings corresponding to the connections of the system are their maximal couplings. If a system has a maximally connected coupling, it is *noncontextual*. Otherwise it is *contextual*.

For motivation of this definition, see Section 3.1. Let us illustrate this definition using the system of random variables first considered, in abstract, by Suppes and Zanotti (1981) and then, as a paradigm in quantum mechanics, by Leggett and Gang (1985). The c-c matrix for this system is presented in Fig. 7. There are three conteNts here, any two of which are represented (measured, responded to) in one of three possible conteXts. Figure 8 shows this system schematically: a set of three stochastically unrelated to each other bunches, and three connections “bridging” them. By Theorem 2.2, the random variables in a coupling of these bunches are all functions of one and

the same random variable S . We do not need to specify this S and the functions producing the components of a coupling explicitly, because their joint distribution is the only aspect of the coupling we are interested in. It can be mentioned for completeness, however, that since any of the six random variables in play has two possible values, the coupling as a whole has 2^6 possible values, and its distribution is defined by assigning 2^6 probability masses to them. It follows that the random variable S can always be chosen as a categorical variable with 2^6 possible values, e.g., simply as

$$S = (S_1^1, S_2^1, S_2^2, S_3^2, S_3^3, S_1^3)$$

of which the random variables in the coupling are projection functions.

The distribution of the six random variables in the coupling should, by definition, agree with the bunches of the system \mathcal{R} , each of which is uniquely characterized by three probabilities:

$$\begin{aligned} \Pr [R_1^1 = 1] &= p_1^1 = \Pr [S_1^1 = 1], \\ \Pr [R_2^1 = 1] &= p_2^1 = \Pr [S_2^1 = 1], \end{aligned} \quad (33)$$

$$\Pr [R_1^1 = 1, R_2^1 = 1] = p_{12} = \Pr [S_1^1 = 1, S_2^1 = 1]$$

for the bunch (R_1^1, R_2^1) , and analogously for the other two. There are generally an infinity of couplings that satisfy these equations.

Consider now the three connections of the system as three separate pairs of random variables (Fig. 9, top panel), and for each of them consider its coupling (Fig. 9, middle panel). The distributions of the elements of a connection are fixed, and its coupling should, by definition, preserve them. Thus, for the connection (R_1^1, R_1^3) ,

$$\begin{aligned} \Pr [R_1^1 = 1] &= p_1^1 = \Pr [T_1^1 = 1], \\ \Pr [R_1^3 = 1] &= p_1^3 = \Pr [T_1^3 = 1]. \end{aligned} \quad (34)$$

With p_1^1 and p_1^3 given, the distribution of the coupling (T_1^1, T_1^3) of (R_1^1, R_1^3) is determined by

$$\Pr [T_1^1 = 1, T_1^3 = 1] = p_1. \quad (35)$$

By Theorem 3.3, p_1 can be chosen so that $\Pr [T_1^1 = T_1^3]$ attains its maximal possible value, and this choice is

$$p_1 = \min(p_1^1, p_1^3). \quad (36)$$

We know that this coupling (in this case, uniquely determined) is the maximal coupling of (R_1^1, R_1^3) . We choose values p_2 and p_3 for the maximal couplings of the remaining two connections analogously.

The question now is whether these three values of the joint probabilities, p_1, p_2, p_3 , are compatible with the bunches of the system. Put differently, is there a maximally connected coupling shown in Fig. 9, bottom

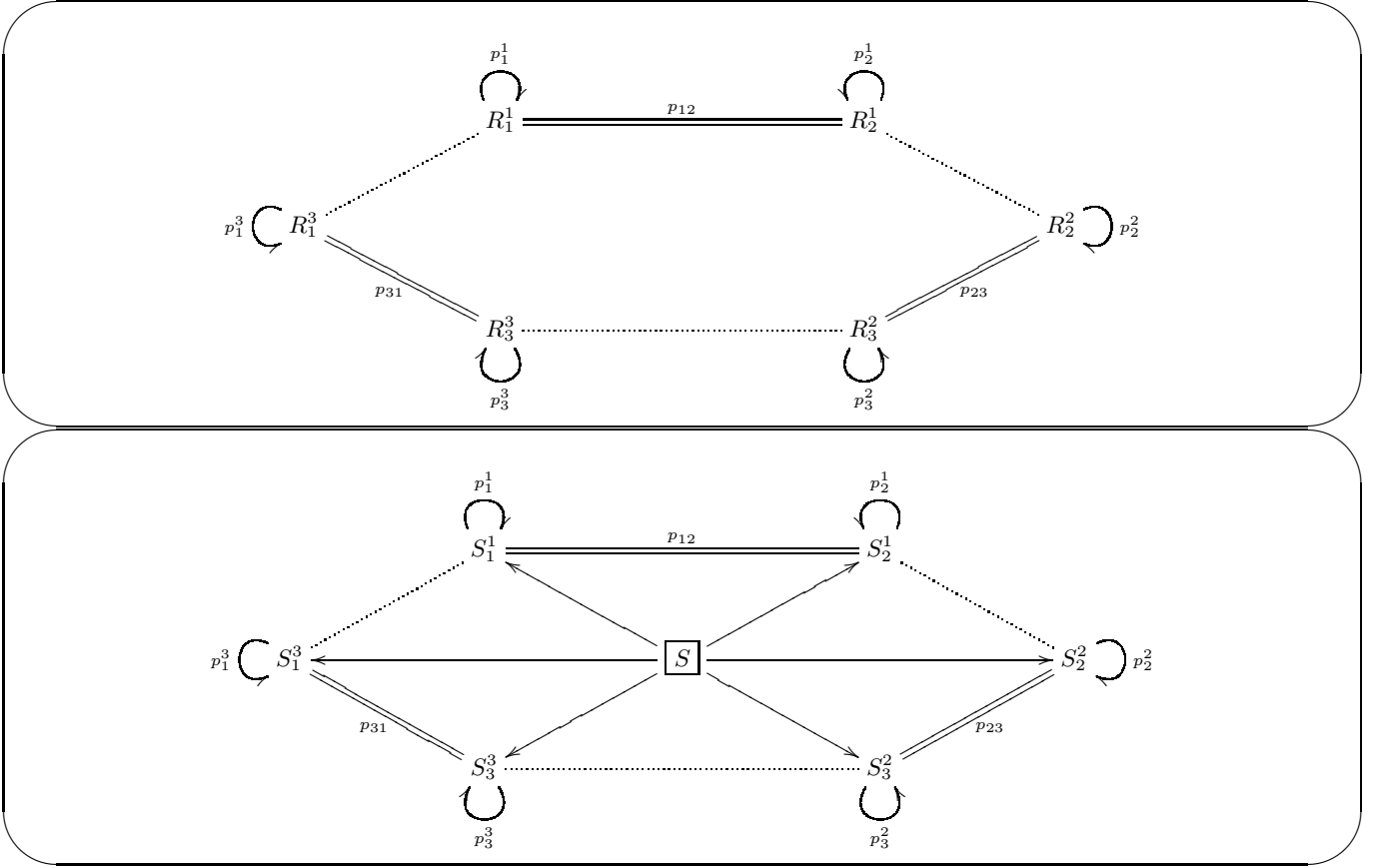


Figure 8. A schematic representation of a SZLG c-c system (top) and of its coupling (bottom). The coupling is shown as a set of random variables that are functions of some random variable S . The symbols p_i^j attached to R_i^j shows the probability with which this variable equals 1; the symbols p_{kl} attached to double-lines show the joint probability with which the flanking variables equal 1. All these probabilities are preserved in the coupling because, by definition, the bunches of the system (the pairs of random variables connected by double-lines) have the same distribution as the corresponding subcouplings of the coupling. The elements of the connections of the system (the pairs of random variables connected by dotted lines) are stochastically unrelated, but the corresponding subcouplings of the coupling are jointly distributed, as 2-marginals of the coupling.

panel, a coupling in which all the probabilities shown are achieved together? The system is noncontextual if and only if the answer to this question is affirmative.

To see that it does not have to be affirmative, consider the example presented in Fig. 10. The maximally connected coupling does not exist because, in the bottom-panel diagram,

(i) going clockwise from S_1^1 and using the transitivity of the relation “always equals,” we conclude that $\Pr[S_1^1 = S_3^3] = 1$;

(ii) going counterclockwise from S_1^1 we see that $\Pr[S_1^1 = S_1^3] = 1$;

(iii) but then $\Pr[S_1^3 = S_3^3]$ must also be 1, which it is not.

4. CONTEXTUALITY AS A LINEAR PROGRAMMING PROBLEM

Is there a general method for establishing contextuality or lack thereof in a given c-c system? It turns out that such a method exists (insofar as all the random variables involved are categorical). A maximally connected coupling of a c-c system is uniquely associated with a certain underdetermined system of linear equations, and the c-c system is contextual if and only if this system of linear equations has no nonnegative solutions. The theory of these equations generalizes the Linear Feasibility Test described in Dzhafarov and Kujala (2012).

The theory of these equations can be presented in complete generality, but this would require that we use rather cumbersome or not very transparent notation, perhaps both. We will therefore opt for an alternative method: we will show how one derives the linear equations for the c-c system \mathcal{R} of Fig. 5, and we will do this in sufficient detail to make transferring the derivation to any other c-c system obvious.

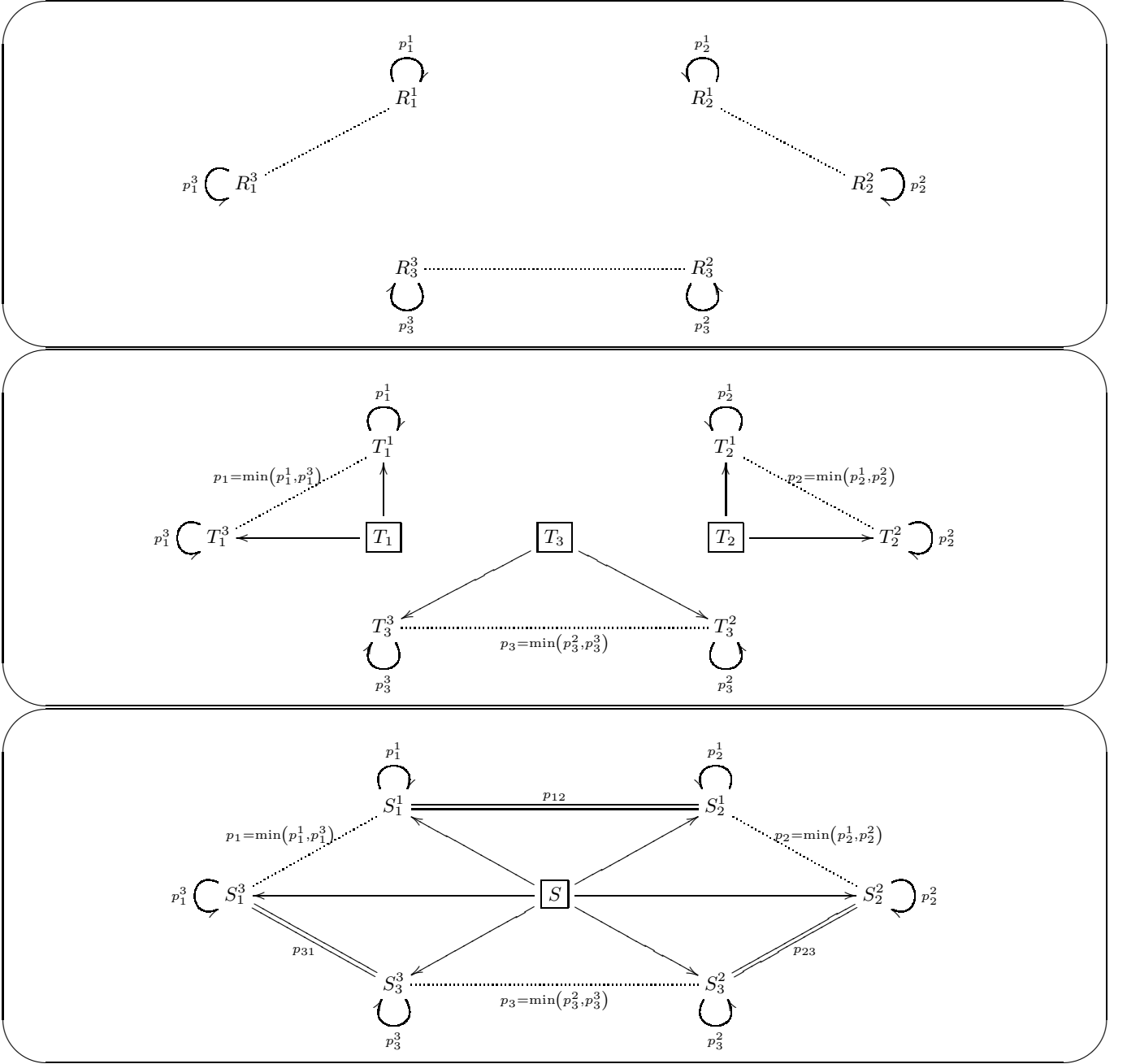


Figure 9. Each of the three connections of the SZLG system of Fig. 8, separately taken (top), can be coupled by a maximal coupling (middle). A hypothetical maximally connected coupling of the SZLG system (bottom) is one in which the subcouplings corresponding to the connections of the system are their maximal couplings. If such a coupling can be constructed (equivalently, if the maximal couplings in middle panel are compatible with the system's bunches), then the system is noncontextual. It is possible that such a coupling does not exist, in which case the system is contextual.

Recall that \mathcal{R} consists of three bunches,

$$(R_1^1, R_1^2), (R_1^2, R_2^2, R_3^2), (R_1^3, R_3^3), \quad (37)$$

connected by three connections,

$$(R_1^1, R_1^2, R_1^3), (R_2^2, R_2^2), (R_3^2, R_3^3). \quad (38)$$

Let the number of possible values for all random variables in this c-c system be 3, enumerated 1, 2, 3.

Given that we have seven random variables in the system, a coupling of them is a 7-tuple of jointly distributed random variables

$$S_{\mathcal{R}} = (S_1^1, S_1^2, S_1^3, S_2^2, S_3^2, S_3^3, S_3^3) \quad (39)$$

with values

$$(s_1^1, s_1^2, s_1^3, s_2^2, s_3^2, s_3^3, s_3^3), \quad (40)$$

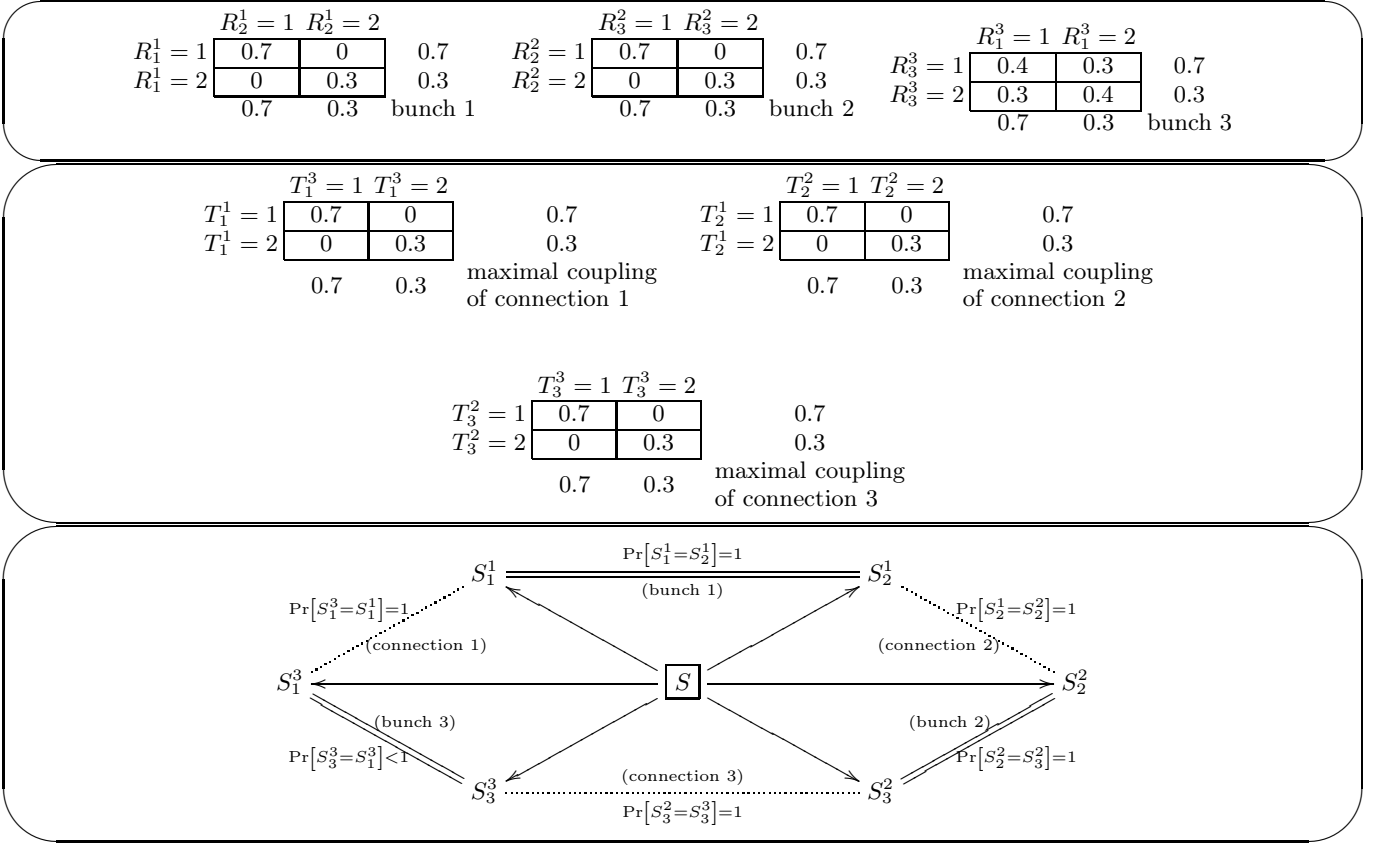


Figure 10. An example of a contextual SZLG system. The bunches are shown in the top panel. The middle panel shows the computed maximal couplings for the connections. The bottom panel shows that a maximally connected coupling does not exist because it is internally contradictory. To each edge of the diagram in this panel we append the probability with which the flanking random variables are equal to each other, and we show from where this probability is derived. Thus, $\Pr[S_1^1 = S_1^2] = 1$ is derived from the distribution of the first bundle, while $\Pr[S_1^3 = S_1^1] = 1$ is derived from the distribution of the maximal coupling of the first connection.

where $s_i^j = 1, 2, 3$, with the total of 3^7 possible values. We will refer to each of these 7-tuple values as *hidden outcomes*. The term derives from quantum mechanics, where the problem of contextuality was initially presented as that of hidden variables (see the last paragraph of Section 2.2). The hidden outcomes are not values of any random variable in the c-c system \mathcal{R} (or in any system with the bunches of this c-c system as its base set). However, the hidden outcomes form the set of possible values for any coupling of the c-c system.

4.1. Forming bunch probabilities and connection probabilities

Since $S_{\mathcal{R}}$ is a coupling of the bunches of \mathcal{R} , the distributions of each of the subcouplings corresponding to the

bunches is fixed,

$$\begin{aligned} \text{di}(S_1^1, S_1^2) &= \text{di}(R_1^1, R_1^2), \\ \text{di}(S_2^1, S_2^2, S_2^3) &= \text{di}(R_2^1, R_2^2, R_2^3), \\ \text{di}(S_3^1, S_3^3) &= \text{di}(R_3^1, R_3^3). \end{aligned} \quad (41)$$

Because of this, we know the probabilities $\Pr[S_1^1 = s_1^1]$ for any $s_1^1 = 1, 2, 3$, $\Pr[S_1^1 = s_1^1, S_2^1 = s_2^1]$ for any $s_1^1 = 1, 2, 3$ and $s_2^1 = 1, 2, 3$, etc. We will call them the *bunch probabilities*. We will represent each bunch as a list of “nested” bunch probabilities, the probabilities for all marginals of the bunch that do not involve the largest value (in our example, 3) for any of the variables.

Take, e.g., the bunch (S_1^1, S_2^1) . Its distribution is represented by the following eight bunch probabilities.

(i): 1-marginal probabilities

$$\Pr[S_1^1 = 1], \Pr[S_1^1 = 2], \Pr[S_2^1 = 1], \Pr[S_2^1 = 2]. \quad (42)$$

We do not list $\Pr[S_1^1 = 3]$ because it is computed

as $1 - \Pr[S_1^1 = 1] - \Pr[S_1^1 = 2]$; and analogously for $\Pr[S_2^1 = 3]$.

(ii): 2-marginal probabilities

$$\begin{aligned} & \Pr[S_1^1 = 1, S_2^1 = 1], \Pr[S_1^1 = 1, S_2^1 = 2], \\ & \Pr[S_1^1 = 2, S_2^1 = 1], \Pr[S_1^1 = 2, S_2^1 = 2]. \end{aligned} \quad (43)$$

We do not list the probabilities involving $S_1^1 = 3$ or $S_2^1 = 3$ because they are computed from the 1-marginal and 2-marginal probabilities already listed: e.g.,

$$\begin{aligned} & \Pr[S_1^1 = 1, S_2^1 = 3] \\ & = \Pr[S_1^1 = 1] - \Pr[S_1^1 = 1, S_2^1 = 1] - \Pr[S_1^1 = 1, S_2^1 = 2]. \end{aligned}$$

For three-variable bunches, in our case (S_1^2, S_2^2, S_3^2) , the list consists of 26 bunch probabilities, this time including also 3-marginal ones:

$$\begin{aligned} & \Pr[S_1^2 = 1, S_2^2 = 1, S_3^2 = 1] \\ & \Pr[S_1^2 = 1, S_2^2 = 1, S_3^2 = 2], \\ & \quad \vdots \\ & \Pr[S_1^2 = 2, S_2^2 = 2, S_3^2 = 2]. \end{aligned} \quad (44)$$

Let us assume that the coupling $S_{\mathcal{R}}$ is maximally connected, and consider its subcouplings forming maximal couplings of the connections,

$$(S_1^1, S_1^2, S_1^3), (S_2^1, S_2^2), (S_3^2, S_3^3). \quad (45)$$

By Theorem 3.3, for any $s_i = 1, 2, 3$ ($i = 1, 2, 3$),

$$\begin{aligned} & \Pr[S_1^1 = S_1^2 = S_1^3 = s_1] \\ & = \min(\Pr[S_1^1 = s_1], \Pr[S_1^2 = s_1], \Pr[S_1^3 = s_1]), \\ & \Pr[S_2^1 = S_2^2 = s_2] = \min(\Pr[S_2^1 = s_2], \Pr[S_2^2 = s_2]), \\ & \Pr[S_3^2 = S_3^3 = s_3] = \min(\Pr[S_3^2 = s_3], \Pr[S_3^3 = s_3]). \end{aligned} \quad (46)$$

We will make no use of these specific formulas in our construction, taking from (46) only the fact that certain *connection probabilities* are known to us. Thus, for (S_1^1, S_1^2, S_1^3) , these probabilities are

$$\begin{aligned} & \Pr[S_1^1 = 1, S_1^2 = 1, S_1^3 = 1], \\ & \Pr[S_1^1 = 2, S_1^2 = 2, S_1^3 = 2], \\ & \Pr[S_1^1 = 3, S_1^2 = 3, S_1^3 = 3], \end{aligned} \quad (47)$$

while for (S_2^1, S_2^2) they are

$$\begin{aligned} & \Pr[S_2^1 = 1, S_2^2 = 1], \\ & \Pr[S_2^1 = 2, S_2^2 = 2], \\ & \Pr[S_2^1 = 3, S_2^2 = 3]. \end{aligned} \quad (48)$$

This time we cannot exclude the largest values for the variables. What we can do, however, and this is important for our derivations, is to create an expanded set of connection probabilities, treating them as if they were bunches whose entire distribution is known to us.

We know that the connection probabilities do not determine the distributions of the subcouplings (45) uniquely; but we also know from the proof of Theorem 3.3 that distributions compatible with these connection probabilities always exist. There is, e.g., an expanded set of connection probabilities for (S_1^1, S_1^2, S_1^3) , constructed as follows.

(i): 1-marginal probabilities $\Pr[S_1^1 = s]$, $\Pr[S_1^2 = s]$, $\Pr[S_1^3 = s]$ ($s = 1, 2$) need not be listed because they have already been listed as 1-marginal bunch probabilities.

(ii): we list some 2-marginal probabilities $\Pr[S_1^1 = s_1, S_1^2 = s_2]$, $\Pr[S_1^1 = s_1, S_1^3 = s_2]$, $\Pr[S_2^1 = s_1, S_2^2 = s_2]$ ($s_1 = 1, 2$, $s_2 = 1, 2$, the value 3 excluded).

(iii): we list some 3-marginal probabilities $\Pr[S_1^1 = s_1, S_1^2 = s_2, S_1^3 = s_3]$ ($s_1 = 1, 2$, $s_2 = 1, 2$, $s_3 = 1, 2$, the value 3 excluded).

To distinguish these expanded connection probabilities from those known to us, say, (47) for (S_1^1, S_1^2, S_1^3) , we will call the known ones *anchoring connection probabilities*. The expanded connection probabilities include as a subset all anchoring connection probabilities, except for those including the largest values of the variables (in our case, 3): the latter, however, are computed from appropriately chosen expanded probabilities, and the expanded connection probabilities are assumed to be chosen so that these computations yield the right values.

We will need two vectors of probabilities. One of them is

$$\mathbf{P} = \left(1, \underbrace{\text{bunch probabilities}}_{\dots}, \underbrace{\text{anchoring connection probabilities}}_{\dots} \right). \quad (49)$$

There are 52 components of \mathbf{P} in our c-c system \mathcal{R} . The value 1 prepended to the probabilities in the vector serves the purpose of ensuring that the probabilities that solve the linear equations to be formed sum to 1. The other vector is

$$\mathbf{P}' = \left(1, \underbrace{\text{bunch probabilities}}_{\dots}, \underbrace{\text{expanded connection probabilities}}_{\dots} \right), \quad (50)$$

in which the anchoring probabilities for the connection subcouplings are replaced with the expanded probabilities. For the system \mathcal{R} , the number of the components in \mathbf{P}' is 71. We will deal with \mathbf{P}' first, returning to \mathbf{P} at then end of the analysis.

4.2. Forming the linear equations

Each of the hidden outcomes (40) of the maximally connected coupling $S_{\mathcal{R}}$, if such a coupling exist, should be assigned a probability mass

$$Q(s_1^1, s_2^1, s_1^2, s_2^2, s_3^2, s_1^3, s_3^3) \quad (51)$$

so that all observed and connection probabilities can be obtained by summing some of these probability masses. For instance, we should have

$$\begin{aligned} \Pr[S_1^1 = s_1^1] &= \sum_{(s_1^1)} Q(s_1^1, \dots, s_3^3), \\ \Pr[S_1^1 = s_1^1, S_2^1 = s_2^1] &= \sum_{(s_1^1, s_2^1)} Q(s_1^1, \dots, s_3^3), \\ \Pr[S_1^2 = s_1^1, S_2^2 = s_2^1, S_3^2 = s_3^1] & \quad (52) \\ &= \sum_{(s_1^1, s_2^1, s_3^1)} Q(s_1^1, \dots, s_3^3), \\ \text{etc.}, \end{aligned}$$

where the summation is across all possible hidden outcomes $(s_1^1, s_2^1, s_1^2, s_2^2, s_3^2, s_1^3, s_3^3)$ with the values in the parentheses under the summation symbol being fixed. Moreover, since we do not use this notation for any other function than Q , we will omit the arguments for Q under the summation sign:

$$\begin{aligned} \Pr[S_1^1 = s_1^1] &= \sum_{(s_1^1)} Q, \\ \Pr[S_1^1 = s_1^1, S_2^1 = s_2^1] &= \sum_{(s_1^1, s_2^1)} Q, \\ \Pr[S_1^2 = s_1^1, S_2^2 = s_2^1, S_3^2 = s_3^1] &= \sum_{(s_1^1, s_2^1, s_3^1)} Q, \\ \text{etc.} \end{aligned} \quad (53)$$

The vector of probability masses for all hidden outcomes, denoted by \mathbf{Q} , has 3^7 components in our system \mathcal{R} .

Let us now begin the formation of our linear equations. The first equation is

$$\sum_{()} Q = 1, \quad (54)$$

as the probability masses for all hidden outcomes should sum to 1. Next we list two equations representing bunch probabilities for different values of S_1^1 :

$$\begin{aligned} \sum_{(s_1^1=1)} Q &= \Pr[S_1^1 = 1], \\ \sum_{(s_1^1=2)} Q &= \Pr[S_1^1 = 2]. \end{aligned} \quad (55)$$

We list analogously the next two equations for S_2^1 , then two equations for S_1^2 , etc., until we exhaust all 1-marginals in (39).

Next we form the equations for all 2-marginal bunch probabilities. We begin with (S_1^1, S_2^1) in the subcoupling for the first bunch in (41):

$$\begin{aligned} \sum_{(s_1^1=1, s_2^1=1)} Q &= \Pr[S_1^1 = 1, S_2^1 = 1], \\ \sum_{(s_1^1=1, s_2^1=2)} Q &= \Pr[S_1^1 = 1, S_2^1 = 2], \\ \sum_{(s_1^1=2, s_2^1=1)} Q &= \Pr[S_1^1 = 2, S_2^1 = 1], \\ \sum_{(s_1^1=2, s_2^1=2)} Q &= \Pr[S_1^1 = 2, S_2^1 = 2]. \end{aligned} \quad (56)$$

We form analogously the equations for (S_1^2, S_2^2) , (S_1^2, S_3^2) , (S_2^2, S_3^2) extracted from the subcoupling for the second bunch in (41), and the equations for (S_1^3, S_3^3) , the subcoupling of the third bunch.

Next, we form the equations corresponding to all 3-marginal bunch probabilities. We only have a triple in the subcoupling of the second bunch, yielding 8 equations:

$$\begin{aligned} \sum_{(s_1^2=1, s_2^2=1, s_3^2=1)} Q &= \Pr[S_1^2 = 1, S_2^2 = 1, S_3^2 = 1], \\ \sum_{(s_1^2=1, s_2^2=1, s_3^2=2)} Q &= \Pr[S_1^2 = 1, S_2^2 = 1, S_3^2 = 2], \\ &\vdots \\ \sum_{(s_1^2=2, s_2^2=2, s_3^2=2)} Q &= \Pr[S_1^2 = 2, S_2^2 = 2, S_3^2 = 2]. \end{aligned} \quad (57)$$

We have thus formed all equations for bunch probabilities, as well as the first row, (54).

We now form the rows for the expanded connection subcouplings. We begin with 2-marginal probabilities (as the 1-marginal ones have already been utilized in the equations for the bunch probabilities) and form 12 equations

$$\begin{aligned} \sum_{(s_1^1=1, s_1^2=1)} Q &= \Pr[S_1^1 = 1, S_1^2 = 1], \\ \sum_{(s_1^1=1, s_1^2=2)} Q &= \Pr[S_1^1 = 1, S_1^2 = 2], \\ &\vdots \\ \sum_{(s_1^1=1, s_1^3=1)} Q &= \Pr[S_1^1 = 1, S_1^3 = 1], \\ &\vdots \\ \sum_{(s_1^2=1, s_1^3=1)} Q &= \Pr[S_1^2 = 1, S_1^3 = 1], \\ &\vdots \\ \sum_{(s_1^2=2, s_1^3=2)} Q &= \Pr[S_1^2 = 2, S_1^3 = 2]. \end{aligned} \quad (58)$$

Then we proceed to form the eight equations for the 3-marginal connection probabilities:

hidden outcome, $(s_1^1, s_2^1, s_1^2, s_2^2)$															
1111	1112	1121	1122	1211	1212	1221	1222	2111	2112	2121	2122	2211	2212	2221	2222
1	1	1	1	1	1	1	1	1	1	1	1	1	1	1	1
1	1	1	1	1	1	1	1								
1	1	1	1					1	1	1	1				
1	1			1	1			1	1			1	1		
1		1		1		1		1		1		1		1	
1	1	1	1												
1				1				1				1			
1	1			1	1										
1		1						1		1					
1															
1		1						1		1					

Pr $\ \cdot\ = 1$
Pr $S_1^1 = 1$
Pr $S_2^1 = 1$
Pr $S_1^2 = 1$
Pr $S_2^2 = 1$
Pr $S_1^1 = 1, S_2^1 = 1$
Pr $S_1^2 = 1, S_2^2 = 1$
Pr $S_1^1 = 1, S_1^2 = 1$
Pr $S_1^1 = 1, S_2^2 = 1$

Table I. The Boolean matrix $\mathbf{M} = \mathbf{M}'$ (left) and vector $\mathbf{P} = \mathbf{P}'$ (right) for the c-c system $\mathcal{R}1$ in Fig. 1 (cyclic system of rank 2). The first row of \mathbf{M} , formally, corresponds to the “0-marginal” probability in \mathbf{P} , and its role is to ensure that the elements of \mathbf{Q} in $\mathbf{M}\mathbf{Q} = \mathbf{P}$ sum to 1.

and the expanded connection probabilities as their linear combinations, linearly transforming thereby the vector \mathbf{P}' into the vector \mathbf{P} in (50). We subject the corresponding rows of \mathbf{M}' to the same linear transformations and obtain a Boolean matrix \mathbf{M} , such that

$$\mathbf{M}\mathbf{Q} = \mathbf{P}. \quad (63)$$

The dimensions of the matrix \mathbf{M} are $N_{\mathbf{P}} \times N_{\mathbf{Q}}$, where $N_{\mathbf{P}}$ is the number of elements in \mathbf{P} (52 in our example). This system has an infinite set of real-valued solutions for \mathbf{Q} . We will use this fact to construct a measure of contextuality in Section 6.

For now, however, we have to realize that a solution for \mathbf{Q} we seek is not just any vector with real-valued components, but one with the components forming a probability distribution. This means that

- (a): all components of \mathbf{Q} are nonnegative, and
- (b): they sum to 1.

The latter requirement is satisfied automatically, because the first row in \mathbf{M} consists of 1’s, and the corresponding first value of \mathbf{P} is also 1. The nonnegativity constraint, however, does not have to be satisfied: it is possible that every one of the infinite set of solutions for \mathbf{Q} contains some negative components. This is the case when the c-c system for which we have constructed the equations (in our case \mathcal{R}) is contextual.

Theorem 4.1. *A c-c system is noncontextual (i.e., it has a maximally connected coupling) if the associated system of equations $\mathbf{M}\mathbf{Q} = \mathbf{P}$ has a solution for \mathbf{Q} with nonnegative components. Any such a solution defines a distribution of the hidden outcomes of the coupling.*

The task of finding solutions for (63) subject to the nonnegativity constraint is a linear programming task. It is always well-defined and leads to an answer (an example of a solution or the determination that it does not exist) in polynomial time with respect to the number of the elements in \mathbf{Q} (Karmarkar, 1984).

5. CYCLIC C-C SYSTEMS

If all variables in a c-c system are binary and identically enumerated, say, 1,2, then the vectors \mathbf{P} and \mathbf{P}' coincide, and so do the matrices \mathbf{M} and \mathbf{M}' . The reader may find it useful to check, using Table I, all the steps of the derivation of the linear equations in the previous section on the c-c system $\mathcal{R}1$ of our opening example (Fig. 1). Whether this system is contextual depends on \mathbf{P} , specifically, on the bunch probabilities in \mathbf{P} . Recall that the connection probabilities, in our case $\Pr[(S_1^1, S_1^2) = (1, 1)]$ and $\Pr[(S_2^1, S_2^2) = (1, 1)]$, are computed from the bunch probabilities using Theorem 3.3.

Thus, if the bunch probabilities in \mathbf{P} are as shown in the upper panel of Fig. 11, then the connection probabilities should be as in the middle panel, and it can be shown by linear programming that the matrix equation $\mathbf{M}\mathbf{Q} = \mathbf{P}$ does not have a solution with nonnegative elements. In this simple case we can confirm this result by a direct observation of the internal contradiction in the maximally connected coupling.

The question we pose now is: is there a shortcut to find out if a c-c system is contextual, without resorting to linear programming? As it turns out, for an important class of so-called cyclic systems with binary variables (Kujala, Dzhamalov, & Larsson, 2015) the answer to this question is affirmative.

5.1. Contextuality criterion for cyclic c-c systems

A cyclic system is defined as a c-c system in which

- (CYC1): each conteXt includes precisely two conteNts,
- (CYC2): each conteNt is included in precisely two conteXts.

We will also assume that

- (CYC3): all random variables are binary with their values identically enumerated (traditionally, 1 and -1).

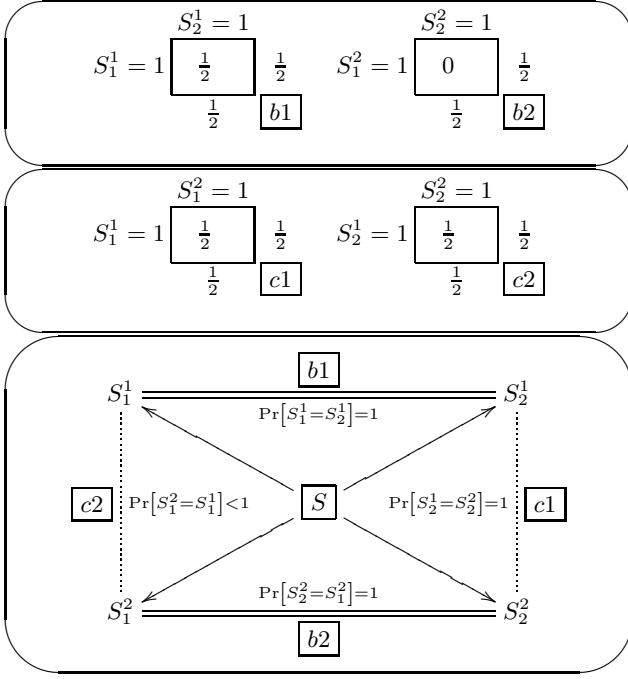


Figure 11. An example of a contextual c-c system of $\mathcal{R}1$ -type (cyclic system of rank 2). The bunch probabilities are shown in the top panel. The middle panel shows the computed maximal connection probabilities. The bottom panel shows (using the same format and logic as in Fig. 10) that the maximally connected coupling is internally contradictory.

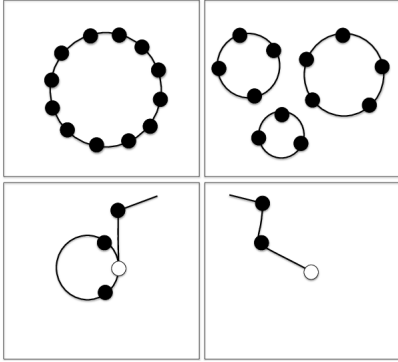


Figure 12. The conteNts (small circles) in a system satisfying the conditions CYC1-CYC2 can be arranged in a cycle (upper left panel) or several disjoint cycles (upper right panel), such that any two adjacent conteNts define one conteXt. The proof is in the lower panels: not to be cyclical, a conteNt should be placed in a position like the ones of the open circles in the two lower panels. This is, however, impossible: in the left one it belongs to more than two conteXts (identified with a pair of conteNts), in the right one it belongs to a single conteXt.

Fig. 12 makes it clear why such a system is called cyclic: to satisfy the properties above, the conteNts should be arrangeable in one or more cycles in which a conteXt corresponds to any two adjacent conteNts. If the conteNts are arranged into several cycles, from the point of view of contextuality analysis each cycle forms a separate sys-

R_1^1	R_2^1	\cdot	\cdot	\cdots	\cdot	\cdot	c_1
\cdot	R_2^2	R_3^2	\cdot	\cdots	\cdot	\cdot	c_2
\cdot	\cdot	R_3^3	R_4^3	\cdots	\cdot	\cdot	c_3
\vdots	\vdots	\vdots	\vdots	\ddots	\vdots	\vdots	\vdots
\cdot	\cdot	\cdot	\cdot	\cdots	R_{n-1}^{n-1}	R_n^{n-1}	c_{n-1}
R_1^n	\cdot	\cdot	\cdot	\cdots	\cdot	R_n^n	c_n
q_1	q_2	q_3	q_4	\cdots	q_{n-1}	q_n	CYC

Figure 13. The c-c matrix for a cyclic system of an arbitrary rank n (shown here for a sufficiently large n , but n can be as small as 2). Each conteXt includes two conteNts, and each conteNt is included in two conteXts. All random variables are binary, with possible values denoted $+1$ and -1 . Bunches of the system are formed by the pairs of random variables $(R_1^1, R_2^1), (R_2^2, R_3^2), \dots, (R_{n-1}^{n-1}, R_n^{n-1}), (R_n^n, R_1^n)$, whereas the connections of the system are formed by the pairs $(R_1^1, R_1^n), (R_2^2, R_2^n), \dots, (R_{n-1}^{n-1}, R_{n-1}^n), (R_n^n, R_n^{n-1})$.

tem, with no information regarding one of them being relevant for another's analysis. We will therefore, with no loss of generality, assume that a cyclic system involves a single cycle.

The number of conteNts (or connections) in a cyclic system equals the number of conteXts (or bunches) in it, and it is referred to as the *rank* of the system. The c-c matrix for the cyclic system has the form shown in Fig. 13, generalizing the matrices in Fig. 1 (cyclic system of rank 2) and Fig. 7 (cyclic system of rank 3).

We need to define certain quantities and functions. Given a random variable X , its *expected value* is defined as

$$\langle X \rangle = \Pr[X = 1] - \Pr[X = -1]. \quad (64)$$

Given two jointly distributed random variables X, Y , their *expected product value* is defined as

$$\langle XY \rangle = \Pr[X = Y] - \Pr[X \neq Y]. \quad (65)$$

One can easily check that with the possible values $+1$ and -1 these definitions follow from the standard definition of expected value (which is the main reason for using ± 1 as the set of possible values, rather than $1, 2$).

Given $k > 0$ real numbers x_1, \dots, x_k , we define the function

$$s_1(x_1, \dots, x_k) = \max \left(\sum_{i=1}^k (\pm x_i) \right). \quad (66)$$

(odd number
of $-$ signs)

This means that one takes each argument x_i in the sum with either $+$ sign or $-$ sign, tries all combinations in which the number of minuses is odd, and chooses the largest sum. For example,

$$s_1(5, 6) = -5 + 6,$$

$$s_1(5, -6) = 5 - (-6),$$

$$s_1(1, 2, -3, -10, 100) = -1 + 2 - (-3) - (-10) + 100.$$

Finally, we have to introduce the cyclic addition and subtraction operations, $\oplus 1$ and $\ominus 1$: if the numbers $1 \dots, n$ are arranged circularly like on a clock dial, then $\oplus 1$ and $\ominus 1$ mean, respectively, clockwise and counterclockwise shift to the next position. The only difference of these operations from the usual $+1$ and -1 is that $n \oplus 1 = 1$ and $1 \ominus 1 = n$.

Now we can formulate a criterion of (i.e., a necessary and sufficient condition for) contextuality of a cyclic system.

Theorem 5.1. *A cyclic system of rank n is noncontextual if and only if*

$$s_1(\langle R_i^i R_{i\oplus 1}^i \rangle : i = 1, \dots, n) \leq n - 2 + \sum_{i=1}^n |\langle R_i^i \rangle - \langle R_i^{i\ominus 1} \rangle|. \quad (67)$$

In the left-hand side expression, the arguments of the function s_1 are the expected products for the n bunches of the system: $\langle R_1^1 R_2^1 \rangle$, $\langle R_2^2 R_3^2 \rangle$, etc., the last one, due to the cyclicity, being $\langle R_n^n R_1^n \rangle$. In the right-hand side of the inequality, the summation sign operates over the n connections of the system: for each connection, (R_1^1, R_1^n) , (R_2^2, R_2^1) , \dots , (R_n^n, R_n^{n-1}) , we take distance between the expectations of its elements. If the system is consistently connected, all these distances are zero, and the criterion acquires the form

$$s_1(\langle R_i^i R_{i\oplus 1}^i \rangle : i = 1, \dots, n) \leq n - 2. \quad (68)$$

5.2. Examples of cyclic systems

It has been mentioned in the introduction that cyclic systems of rank 2 have been prominently studied in a behavioral setting, in the paradigm where the conteNts are two Yes/No questions and conteXts are defined by two orders in which these questions are asked. The noncontextuality criterion (67) for $n = 2$ acquires the form

$$|\langle R_1^1 R_2^1 \rangle - \langle R_2^2 R_1^2 \rangle| \leq |\langle R_1^1 \rangle - \langle R_1^2 \rangle| + |\langle R_2^2 \rangle - \langle R_2^1 \rangle|. \quad (69)$$

It is known (Moore, 2002) that the distributions of responses to the same question depend on whether the question is asked first or second. In our terminology, this means that the system is inconsistently connected, and the right-hand side of the inequality above is greater

than zero. At the same time, as Wang and Busemeyer (2013) have discovered, the probability with which the answer to the two questions is one and the same does not depend on the order in which they are asked. To the extent this law holds, it means that the left-hand side of the inequality (69) is zero. In turn, this means that the system describing responses to two questions asked in two orders cannot be contextual (see Dzhafarov, Zhang, Kujala, 2015, for a detailed discussion).

Perhaps the best known cyclic system is one of rank 4, whose quantum-mechanical version is shown in Fig. 14. According to the laws of quantum mechanics, the product expectation $\langle R_i^i R_{i\oplus 1}^i \rangle$ for Alice's choice of axis q_i and Bob's choice of axis $q_{i\oplus 1}$ equals $-\cos \theta_{i, i\oplus 1}$, where $\theta_{i, i\oplus 1}$ denotes the angle between the two axes. Assume, e.g., that the four axes are coplanar, and form the following angles with respect to some fixed direction

$$\begin{array}{cccc} q_1 & q_2 & q_3 & q_4 \\ 0 & \pi/4 & \pi/2 & -\pi/4 \end{array}.$$

The calculation shows that in this case

$$s_1(\langle R_i^i R_{i\oplus 1}^i \rangle : i = 1, 2, 3, 4) = 2\sqrt{2}.$$

If any possibility of direct interaction between Alice and Bob is excluded, i.e., Alice's measurements are not influenced by Bob's choices of his axes and Bob's measurements are not influenced by Alice's choices of her axes, and if we exclude any possibility of misrecording, then

$$\sum_{i=1}^4 |\langle R_i^i \rangle - \langle R_i^{i\ominus 1} \rangle| = 0,$$

and the inequality (67) acquires the form of the inequality (68). The value $2\sqrt{2}$ for the left-hand side expression violates this inequality, indicating that the system is contextual.

There were several attempts to replicate the cyclic rank 4 structure in behavioral settings. Thus, Fig. 15 described one of the psychophysical matching experiments analyzed in Dzhafarov, Ru, and Kujala (2015). The dichotomization of the response variables was done as follows: we choose radial length values rad_1, rad_3 (they may be the same) and polar angle values ang_2 and ang_4 (that also may be the same), and we define

$$R_i^i = \begin{cases} +1 & \text{if } Rad_{i, i\oplus 1} > rad_i \\ -1 & \text{if } Rad_{i, i\oplus 1} \leq rad_i \end{cases}, \quad (70)$$

$$R_{i\oplus 1}^i = \begin{cases} +1 & \text{if } Ang_{i, i\oplus 1} > ang_{i\oplus 1} \\ -1 & \text{if } Ang_{i, i\oplus 1} \leq ang_{i\oplus 1} \end{cases}$$

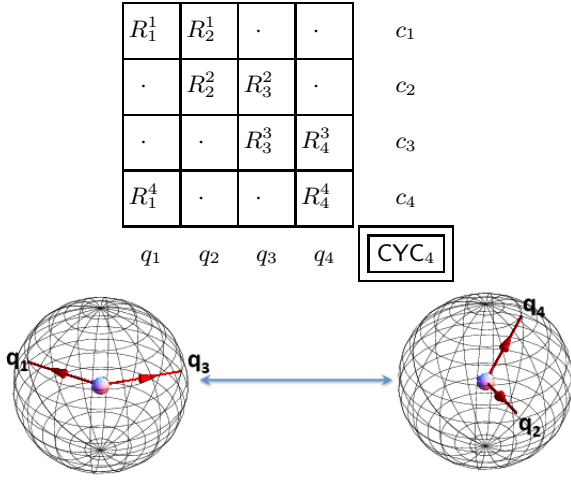


Figure 14. Einstein-Podolsky-Rosen-Bohm-system (Bohm & Aharonov, 1957), for which the celebrated Bell-CHSH inequalities were derived (Bell, 1964, 1966; Clauser et al., 1969; Clauser & Horne, 1974). This is a cyclic system of rank 4. Two spin- $1/2$ particles (e.g., electrons) are created in what is called a “singlet state” and move away from each other while remaining entangled. Alice chooses one of the two axes denoted 1 and 3 and measures the spin of the left particle, “up” (+1) or “down” (-1). Bob chooses one of the two axes denoted 2 and 4 and measures the spin of the right particle, +1 or -1. The contexts here are the (choices of the) four axes, q_1, q_2, q_3, q_4 , the contexts are defined by the pairs of the axes chosen, one by Alice and another by Bob. The system is contextual for some combinations of the four axes.

for $i = 1, 3$, and

$$R_i^i = \begin{cases} +1 & \text{if } Ang_{i,i\oplus 1} > ang_i \\ -1 & \text{if } Ang_{i,i\oplus 1} \leq ang_i \end{cases}, \tag{71}$$

$$R_{i\oplus 1}^i = \begin{cases} +1 & \text{if } Rad_{i,i\oplus 1} > rad_{i\oplus 1} \\ -1 & \text{if } Rad_{i,i\oplus 1} \leq rad_{i\oplus 1} \end{cases}$$

for $i = 2, 4$. The parameters rad_1, rad_3 and ang_2, ang_4 can be chosen in multiple ways, paralleling various sets of four axes in the Alice-Bob quantum-mechanical experiment.

See Dzhafarov, Ru, and Kujala (2015) for other examples of behavioral rank 4 cyclic systems. That paper also reviews a behavioral experiment with a cyclic system of rank 3. Cyclic systems of rank 5 play an important role in quantum theory (Klyachko et al., 2008). For the contextuality analysis of an experiment designed to test (a special form of) the inequality (67) for $n = 5$ (Lapkiewitz et al., 2011), see Kujala, Dzhafarov, and Larsson (2015).

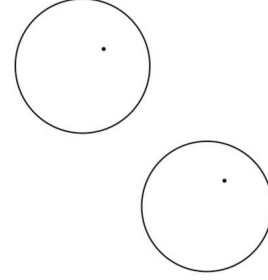


Figure 15. A matching experiment: a participant rotated a trackball that controlled the position of the dot within a lower-right circle until she judged it to match the fixed position of the target dot in the upper-left circle. The positions were described in polar coordinates, and the target position could have one of two radius values q_1 or q_3 combined with one of two polar angles, q_2 or q_4 . In each of the four contexts, $(q_i, q_{i\oplus 1})$, $i = 1, 2, 3, 4$, the adjusted dot’s position was described by two polar coordinates (random variables) $Rad_{i,i\oplus 1}$ and $Ang_{i,i\oplus 1}$, that were then dichotomized to create a cyclic system of rank 4.

6. HOW TO MEASURE DEGREE OF CONTEXTUALITY

Intuitively, some contextual systems are more contextual than others. For instance, a cyclic system of rank n can violate the inequality (67) “grossly” or “slightly,” and in the latter case it may be considered less contextual. The question we pose now is: if a c-c system is contextual, is there a *principled* way to measure the degree of contextuality in it? The emphasis is on the qualifier “principled,” as one can easily come up with various ad hoc measures for special types of c-c systems.

In this section we describe one way of constructing such a measure. It uses the notion of *quasi-probability distributions* that differ from the proper ones in that the probability masses in them are replaced with arbitrary, possibly negative real numbers summing to unity. This conceptual tool has been previously used to deal with contextuality in consistently connected systems (Abramsky & Brandenburger, 2011; Al-Safi & Short, 2013). A measure of contextuality based on the notion of quasi-probability distributions, also for consistently connected systems, was proposed by de Barros and Oas (2014), de Barros, Oas, and Suppes (2015), and de Barros et al. (2015). Our measure is a generalization of the latter to arbitrary c-c systems. Another generalization and a different way of using quasi-probability distributions to measure contextuality in arbitrary c-c systems was recently proposed by Kujala (2015). This measure requires a modification of Cbd and will not be discussed here.

6.1. Quasi-probabilities and quasi-couplings

We have seen that a system is contextual if and only if the corresponding system of linear equations $\mathbf{M}\mathbf{Q} = \mathbf{P}$ does not have a solution for \mathbf{Q} with nonnegative components. At the same time, we know that if we drop the nonnegativity constraint, the system of linear equations always has a solution (and generally an infinity of them). Any such a solution assigns to all hidden outcomes of the hypothetical maximally connected coupling real numbers. Some of these numbers can be negative and some may exceed 1, but they sum to 1. Let us call them (*signed*) *quasi-probability masses*, and the function assigning them to hidden outcomes (*signed*) *quasi-probability distribution*.⁷ Using this terminology, the system of linear equations $\mathbf{M}\mathbf{Q} = \mathbf{P}$ always produces (generally an infinity of) quasi-probability distributions of hidden outcomes as solutions for \mathbf{Q} .

Now, if the quasi-probability distribution of the hidden outcomes is not a proper probability distribution, then it does not define a coupling for the c-c system we are dealing with. However, we can introduce the notion of a (maximally connected) *quasi-coupling*, by replicating the definition of a (maximally connected) coupling but with all references to probabilities being replaced with quasi-probabilities.

A *quasi-random variable* X in general is defined as a pair

$$X = (\text{id}X, \text{qdi}X), \tag{72}$$

where $\text{id}X$ is as before and $\text{qdi}X$ is a quasi-probability distribution function mapping a (finite) set V_X of possible values of X into the set of reals,

$$\text{qdi}X : V_X \rightarrow \mathbb{R}. \tag{73}$$

The only constraint is that

$$\sum_{v \in V_X} \text{qdi}X(v) = 1. \tag{74}$$

For any subset V of V_X we define quasi-probabilities

$$\text{qPr}[X \in V] = \sum_{v \in V} \text{qdi}X(v).$$

The rest of the conceptual set-up (the class E and base set R, the notion of jointly distributed quasi-random variables, their marginals, etc.) precisely parallels one for the ordinary, or proper probability distributions and random variables. We can safely omit details.

A *quasi-coupling* $S_{\mathcal{R}}$ of a c-c system \mathcal{R} is defined as a set of jointly distributed quasi-random variables in a one-to-one correspondence with the union of the bunches of

\mathcal{R} , such that the quasi-probability distribution of every marginal of $S_{\mathcal{R}}$ that corresponds to a bunch of the system coincides with the (proper) distribution of this bunch. A quasi-coupling $S_{\mathcal{R}}$ of \mathcal{R} is *maximally connected* if every marginal of $S_{\mathcal{R}}$ that corresponds to a connection of the system is a maximal coupling for this connection.

Let us illustrate these definitions on the rank 2 cyclic system shown in Fig. 11. The set of hidden outcomes here consists of the 16 four-component combinations of 1's and 2's shown in Table I (although the system is cyclic, we return to values 1 and 2 here as more convenient at present than +1 and -1). Let us assign real numbers to these outcomes as shown in Table II.

1. Taking the scalar product of this vector of numbers with the first row (i.e., summing these numbers), we get 1. This shows that our assignment of the numbers is a quasi-probability distribution, so we can consider a quasi-random variable S with this distribution.
2. Taking the scalar product of the quasi-probability masses with the subsequent six rows, we get numerical values that are equal to the corresponding (proper) probabilities characterizing the bunches of the system in Fig. 11. This shows that S is a quasi-coupling of this system.
3. Finally, the scalar products of the quasi-probability masses with the last two rows yield the values of the probabilities characterizing the maximal couplings for the connections of the system in Fig. 11. This shows that S is a maximally connected quasi-coupling of this system.

6.2. Contextuality measure based on quasi-couplings

It is clear that probability distributions are quasi-probability distributions with no negative quasi-probability masses. If X is a quasi-random variable, the value

$$\|X\| = \sum_{v \in V_X} |\text{qdi}X(v)| \tag{75}$$

is known (in the theory of signed measures) as the *total variation* of $\text{qdi}X$ (or simply of X). Its value is 1 if X is a proper random variable. Otherwise $\|X\| > 1$, and the excess of $\|X\|$ over 1 can be thought of as a measure of “improperness” of X .

Consider now that the set of all maximally connected quasi-couplings $S_{\mathcal{R}}$ of a c-c system. We are now interested in the total variations $\|S_{\mathcal{R}}\|$ of (the distributions of) the quasi-couplings. The set of these values is bounded from below by 1, therefore it has an infimum,

$$t = \inf \|S_{\mathcal{R}}\|. \tag{76}$$

⁷ This is a specialization of the measure-theoretic notion of *signed measure* (or *charge*) to probability spaces with finite sets.

hidden outcomes, $(s_1^1, s_2^1, s_1^2, s_2^2)$, with assigned to them quasi-probability masses															
1111	1112	1121	1122	1211	1212	1221	1222	2111	2112	2121	2122	2211	2212	2221	2222
0	0	0	$\frac{1}{2}$	0	$\frac{1}{2}$	0	$-\frac{1}{2}$	0	0	$\frac{1}{2}$	$-\frac{1}{2}$	0	0	0	$\frac{1}{2}$
1	1	1	1	1	1	1	1	1	1	1	1	1	1	1	1
1	1	1	1	1	1	1	1								
1	1	1	1					1	1	1	1				
1	1			1	1			1	1			1	1		
1		1		1		1		1		1		1		1	
1	1	1	1												
1	1			1				1				1			
1	1			1	1										
1		1						1		1					

1	Pr $\ = 1$
1/2	Pr $S_1^1 = 1$
1/2	Pr $S_2^1 = 1$
1/2	Pr $S_1^2 = 1$
1/2	Pr $S_2^2 = 1$
1/2	Pr $S_1^1 = 1, S_2^1 = 1$
0	Pr $S_1^2 = 1, S_2^2 = 1$
1/2	Pr $S_1^1 = 1, S_2^2 = 1$
1/2	Pr $S_2^1 = 1, S_2^2 = 1$

Table II. The same as Fig. I, but with the inserted row of quasi-probabilities (boxed numbers) between the hidden outcomes and the Boolean matrix, and with the inserted column of scalar products of the quasi-probability vector and the rows of the matrix. The values, in relation to the probabilities shown as the vector \mathbf{P} on the right, coincide with the values of the same probabilities shown in Fig. 11.

It can be readily seen that this infimum is in fact a minimum of all $\|S_{\mathcal{R}}\|$, i.e., that the set of all $S_{\mathcal{R}}$ contains a quasi-coupling $S_{\mathcal{R}}^*$ with

$$\|S_{\mathcal{R}}^*\| = t. \quad (77)$$

Indeed, if the set of $S_{\mathcal{R}}$ is finite, the statement is trivially true; otherwise we choose an infinite sequence of $\|S_{\mathcal{R}}\|$ converging to t . Without loss of generality, we can assume for all members of this sequence

$$\|S_{\mathcal{R}}\| - t < \varepsilon.$$

It follows that the quasi-probability masses $\text{qdi}S_{\mathcal{R}}(v)$ for all hidden outcomes v in all these quasi-couplings are confined within a closed interval $[-t - \varepsilon, t + \varepsilon]$. So the quasi-probability distributions $\text{qdi}S_{\mathcal{R}}$ (viewed as vectors of real numbers)⁸ are confined within a cube $[-t - \varepsilon, t + \varepsilon]^N$, where N is the number of the hidden outcomes. Since the cube is compact, from the sequence of $S_{\mathcal{R}}$ one can choose a converging subsequence, with the limit $S_{\mathcal{R}}^*$, and it is easy to see that $\|S_{\mathcal{R}}^*\|$ cannot exceed t (otherwise the original sequence of $\|S_{\mathcal{R}}\|$ would have converged to two distinct limits).

So, the set of quasi-couplings $S_{\mathcal{R}}$ for any c-c system \mathcal{R} contains a quasi-coupling $S_{\mathcal{R}}^*$ with the smallest possible value of the total variation $\|S_{\mathcal{R}}\|$. If $\|S_{\mathcal{R}}^*\|$ equals 1, then the system is noncontextual, because then $S_{\mathcal{R}}^*$ is a proper maximally connected coupling. If $\|S_{\mathcal{R}}^*\| > 1$, then no proper maximally connected coupling for \mathcal{R} exists, and the quantity $\|S_{\mathcal{R}}^*\| - 1$ can be taken as a measure (of degree) of contextuality. Note that while the minimum total variation $\|S_{\mathcal{R}}^*\|$ is unique, the quasi-coupling $S_{\mathcal{R}}^*$ generally is not.

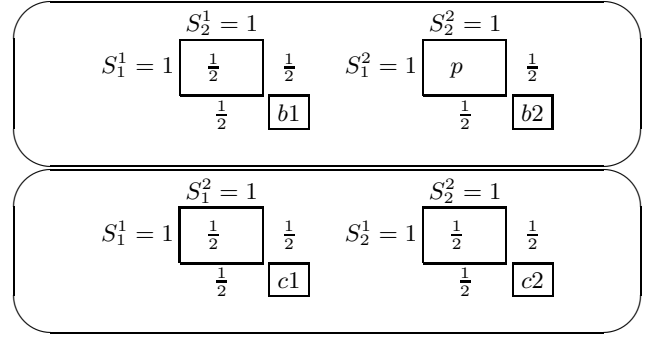


Figure 16. A cyclic system of rank 2 with the value of p between 0 and $\frac{1}{2}$. The degree of contextuality in this system decreases as p increases, and the system becomes (trivially) noncontextual at $p = \frac{1}{2}$.

Consider again Table II. The value of $\|S_{\mathcal{R}}\|$ in it is $6 \cdot \frac{1}{2} = 3$. Is this the smallest possible value? It is not. A direct minimization of $\|S_{\mathcal{R}}\|$ subject to the linear equations $\mathbf{M}\mathbf{Q} = \mathbf{P}$ shows the minimum value in the case of the system depicted in Fig. 11 to be 2. It is reached, e.g., in the quasi-probability distribution shown in Table III. This distribution therefore defines an $S_{\mathcal{R}}^*$. There are other quasi-probability distributions (in fact an infinity of them) with this minimum value of $\|S_{\mathcal{R}}\|$.

It is instructive to see how this total variation measure changes as we change the value of $p = \text{Pr}[S_1^2 = 1, S_2^2 = 1]$ from zero to the maximal possible value $\frac{1}{2}$ while keeping all other probabilities fixed (see Fig. 16). The relationship turns out to be linear:

$$\|S_{\mathcal{R}}^*\| = 2(1 - p).$$

The system is maximally noncontextual at $p = 0$, the case we focused on in our examples. When p reaches $\frac{1}{2}$, the system is noncontextual: trivially so, because then its two bunches are identical.

⁸ Note that $\text{qdi}S_{\mathcal{R}}$ can be viewed as the same entity as the vector \mathbf{Q} in the matrix equation $\mathbf{M}\mathbf{Q} = \mathbf{P}$, because \mathbf{Q} is set of real numbers indexed by the hidden outcomes. There is a subtlety here (and throughout this paper) related to distinguishing the indexed values and the pairs consisting of indexed and values, but we will ignore it.

hidden outcomes, $(s_1^1, s_2^1, s_1^2, s_2^2)$, with assigned to them quasi-probability masses															
1111	1112	1121	1122	1211	1212	1221	1222	2111	2112	2121	2122	2211	2212	2221	2222
$\frac{35}{256}$	$\frac{69}{256}$	$\frac{11}{32}$	$\frac{1}{4}$	$\frac{1}{8}$	$\frac{7}{32}$	$\frac{1}{16}$	$\frac{1}{32}$	$\frac{1}{128}$	$\frac{1}{64}$	$\frac{7}{256}$	$\frac{1}{256}$	$\frac{1}{256}$	$\frac{7}{256}$	$\frac{49}{256}$	$\frac{73}{256}$
1	1	1	1	1	1	1	1	1	1	1	1	1	1	1	1
1	1	1	1	1	1	1	1								
1	1	1	1					1	1	1	1				
1	1			1	1			1	1			1	1		
1		1		1		1		1		1		1		1	
1	1	1	1												
1				1				1				1			
1	1			1	1										
1		1						1		1					

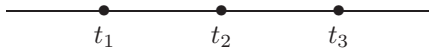
1	Pr $\parallel = 1$
1/2	Pr $S_1^1 = 1$
1/2	Pr $S_2^1 = 1$
1/2	Pr $S_1^2 = 1$
1/2	Pr $S_2^2 = 1$
1/2	Pr $S_1^1 = 1, S_2^1 = 1$
0	Pr $S_1^1 = 1, S_2^2 = 1$
1/2	Pr $S_1^1 = 1, S_2^2 = 1$
1/2	Pr $S_2^1 = 1, S_2^2 = 1$

Table III. The same as Fig. II, but with the quasi-probabilities that ensure the smallest possible value of the coupling’s total variation.

7. CONCLUSION

In this paper we have described the basic elements of a theory aimed at analyzing systems of random variables classified in two ways: by the conteXts and by the conteNts. Irrespective of one’s terminological preferences, the classification of such systems into contextual and non-contextual ones, as well as into consistently connected and inconsistently connected ones, is meaningful and, at least in some applications of the theory, fundamentally important. We would like to conclude this paper by recapitulating a few points made in this paper and by offering a general observation.

(1): Inconsistency of connectedness should be distinguished from contextuality. One may call inconsistency “a kind of contextuality,” but it is contextuality of a very different kind. Inconsistency of connectedness is about direct influences of certain elements of conteXts upon random variables. Such influences are revealed on the level of single random variables sharing the same conteNt (i.e., within connections). Direct influences cannot act, e.g., from the future to the past or from one event to a spatially separated but simultaneous one (from some observer’s point of view). Contextuality is revealed in joint distributions of random variables, and it is not limited by considerations of causality. As an example, consider a physical realization of the Suppes-Zanotti-Legett-Garg system (Leggett and Garg, 1985) that consists in three measurements made at three moments of time with respect to some zero point, as shown below:



The measurements are always made in pairs: at moments t_1 and t_2 or at moments t_1 and t_3 or at moments t_2 and t_3 . Each pair of times moments defines a conteXt, and each moment defines a conteNt (because the measurement in this analysis are distinguished only by the moments at which they

are made). Now, it is perfectly possible that the distribution of $R_{t_2}^{(t_1, t_2)}$ differs from the distribution of $R_{t_2}^{(t_2, t_3)}$, because in the former case the measurement at moment t_2 can be directly influenced by the fact that a measurement was made at some moment in the past, t_1 ; but it cannot be influenced by a measurement yet to be made at a future moment, t_3 . For example, if the system is a quantum one, its quantum state, prepared at moment zero, can be changed by a previous measurement. Contextuality, however, or lack thereof, is only revealed if one looks at the joint distributions of the variables within bunches, such as $(R_{t_1}^{(t_1, t_2)}, R_{t_2}^{(t_1, t_2)})$: the future random variable stochastically depends on the past one exactly whenever the past one stochastically depends on the future one.

(2): A distinguishing feature of Contextuality-by-Default, and the main reason for the “by-default” in its name, is that it treats random variables in different conteXts as different random variables, even if they have conteNts in common. As a result, the bunches of a system never overlap, and the problem of contextuality therefore is not posed as a problem of compatibility of different overlapping groups of random variables. Rather it is posed as a problem of compatibility between the bunches on the one hand and maximal couplings for the connections on the other. In this respect Contextuality-by-Default is distinct from other approaches to contextuality, e.g., the prominent line of contextuality research by Abramsky and his colleagues (Abramsky & Brandenburger, 2011; Abramsky et al, 2015). Contextuality-by-Default, however, in no way fuses (or confuses) conteXts with conteNts. On the contrary, it is based on a strict differentiation of these entities, although, being an abstract mathematical theory, it cannot determine what constitutes conteNts and conteXts in a given empirical situation. This determination is made before the theory applies. If one changes one’s double-classification of the random variables (by the conteNts and by the

contexTs), the contextuality of the system changes too.

(3): Contextuality-by-Default is not a model for empirical phenomena. As any abstract mathematical theory, it has no predictive power as a result of having no predictive intent. It is a theoretical language, on a par with topology, real analysis, or probability theory. In fact, if presented in full generality to include arbitrary systems of arbitrary random variables (the presentation in this paper was confined to finite sets of categorical variables only), Contextuality-by-Default is essentially co-extensive with the Kolmogorovian theory of random variables. The main difference from the Kolmogorovian probability theory is that the Contextuality-by-Default theory may (but does not have to) be constructed without sample spaces, that it prominently uses the notion of stochastic unrelatedness (implicit or underemphasized in the Kolmogorovian probability theory), and that the theory of couplings (rather peripheral to the mainstream Kolmogorovian theory) is at the very heart of the Contextuality-by-Default theory.

(4): In its dealing with contextuality specifically, the Contextuality-by-Default theory is about the compatibility (within the framework of an overall coupling) of the observed bunches of a system with separate couplings of the connections subject to a certain constraint, called maximality. We conclude this paper with the observation (or speculation) that Contextuality-by-Default can be expanded or modified in various ways by replacing the maximality constraint with other constraints imposed on the couplings of the connections. One can think, e.g., of maximizing the mean value of the probabilities of *pairwise* coincidence of the elements of a connection. Thus, if a connection consists of three random variables, X, Y, Z , one would maximize

$$\frac{1}{3} (\Pr[X = Y] + \Pr[Y = Z] + \Pr[X = Z])$$

instead of $\Pr[X = Y = Z]$. The incompatibility of

the means computed for separately taken connections of a system with those achievable within an overall coupling of the system will also be interpretable in terms of contextuality, perhaps as explicating a different aspect of its intuitive sense. A special form or aspect of contextuality can even be gauged from the compatibility with the bunches of a system of the *minimal couplings* of its connections, those minimizing rather than maximizing $\Pr[X = Y = Z]$ (using the same example). It is remarkable that both the linear programming approach and the measure of contextuality proposed in this paper will be still applicable to these modified meanings of contextuality. Finally, one can conceive of a generalized theory of contextuality using the idea of “all possible couplings” (Dzhafarov & Kujala, 2013). This would require devising a way of comparing the set of all possible couplings for a system’s connections separately taken with the corresponding subcouplings of all possible couplings of the entire system.

Acknowledgments.

This research has been supported by NSF grant SES-1155956, AFOSR grant FA9550-14-1-0318, and A. von Humboldt Foundation. We are grateful to Victor H. Cervantes of Purdue University for his insights on maximal couplings that helped us in the linear programming treatment of contextuality and the construction of a measure of contextuality. The latter was also inspired by the use of quasi-probability distributions (“negative probabilities”) in dealing with contextuality by Samson Abramsky of Oxford University and J. Acacio de Barros of San Francisco State University. We greatly benefited from numerous discussions with them and their colleagues. We are grateful to Matt Jones of the University of Colorado whose critical analysis of our treatment of contextuality helped us to improve the motivation of and argumentation for our approach to contextuality.

-
- [1] Abramsky, S., Brandenburger, A. (2011). The sheaf-theoretic structure of non-locality and contextuality. *New Journal of Physics* **13**, 113036–113075.
- [2] Abramsky, S., Barbosa, R.S., Kishida, K., Lal, R., Mansfield, S. (2015). Contextuality, cohomology and paradox. *Computer Science Logic* 2015: 211-228.
- [3] [6] Al-Safi, S.W., Short, A.J. (2013). Simulating all nonsignaling correlations via classical or quantum theory with negative probabilities. *Physical Review Letters*, **111**:170403.
- [4] Bell, J. (1964). On the Einstein-Podolsky-Rosen paradox. *Physics* **1**, 195-200.
- [5] Bell, J. (1966). On the problem of hidden variables in quantum mechanics. *Review of Modern Physics* **38**, 447-453.
- [6] Bohm, D, Aharonov, Y. (1957). Discussion of experimental proof for the paradox of Einstein, Rosen and Podolski. *Physical Review* **108**, 1070-1076.
- [7] Clauser, J.F., Horne, M.A., Shimony, A., Holt, R.A. (1969). Proposed experiment to test local hidden-variable theories. *Physical Review Letters* **23**, 880-884.

- [8] Clauser, J.F., Horne, M.A. (1974). Experimental consequences of objective local theories. *Physical Review D* **10**, 526-535.
- [9] de Barros, J.A., Oas, G. (2014). Negative probabilities and counter-factual reasoning in quantum cognition. *Physica Scripta* **T163**:014008.
- [10] deBarros, J.A., Oas, G., Suppes, P. (2015). Negative probabilities and counterfactual reasoning on the double-slit experiment. In J.-Y. Beziau, D. Krause, & J. B. Arenhart (Eds.), *Conceptual Clarification: Tributes to Patrick Suppes (1992-2014)*. London: College Publications.
- [11] de Barros, J.A., Dzhafarov, E.N., Kujala, J.V., & Oas, G. (2015). Measuring Observable Quantum Contextuality. To be published in *Lecture Notes in Computer Science*.
- [12] Dzhafarov, E.N., & Kujala, J.V. (2010). The Joint Distribution Criterion and the Distance Tests for selective probabilistic causality. *Frontiers in Psychology* **1**:151 doi: 10.3389/fpsyg.2010.00151.
- [13] Dzhafarov, E.N. & Kujala, J.V. (2012). Selectivity in probabilistic causality: Where psychology runs into quantum physics. *Journal of Mathematical Psychology* **56**, 54-63.
- [14] Dzhafarov, E.N., & Kujala, J.V. (2013). All-possible-couplings approach to measuring probabilistic context. *PLoS One* **8**(5): e61712.
- [15] Dzhafarov, E.N., Kujala, J.V. (2014a). A qualified Kolmogorovian account of probabilistic contextuality. *Lecture Notes in Computer Science* **8369**, 201-212. 8.
- [16] Dzhafarov, E.N., Kujala, J.V. (2014b). Embedding quantum into classical: contextualization vs conditionalization. *PLoS One* **9**(3): e92818. doi:10.1371/journal.pone.0092818.
- [17] Dzhafarov, E.N., Kujala, J.V. (2014c). Contextuality is about identity of random variables. *Physica Scripta* **T163**, 014009.
- [18] Dzhafarov, E.N., Zhang, R., Kujala, J.V. (2015). Is there contextuality in behavioral and social systems? *Philosophical Transactions of the Royal Society A* **374**: 20150099.
- [19] Dzhafarov, E.N., Kujala, J.V., Larsson, J.-Å., & Cervantes, V.H. (2015). Contextuality-by-Default: A brief overview of ideas, concepts, and terminology. To be published in *Lecture Notes in Computer Science*.
- [20] Fine, A. (1982). Hidden variables, joint probability, and the Bell inequalities. *Physical Review Letters* **48**, 291–295.
- [21] Karmarkar, N. (1984). A new polynomial-time algorithm for linear programming. *Combinatorica*, **4**, 373–395.
- [22] Klyachko, A.A., Can, M.A., Binicioglu, S., Shumovsky, A.S. (2008). A simple test for hidden variables in spin-1 system. *Physical Review Letters* **101**:020403.
- [23] Kujala, J.V. (2015). Minimal Distance to Approximating Noncontextual System as a Measure of Contextuality. Unpublished manuscript.
- [24] Kujala, J.V., Dzhafarov, E.N., Larsson, J.-Å. (2015). Necessary and sufficient conditions for maximal noncontextuality in a broad class of quantum mechanical systems. *Physical Review Letters* **115**:150401.
- [25] Kurzynski, P., Ramanathan, R., Kaszlikowski, D. (2012). Entropic test of quantum contextuality. *Physical Review Letters* **109**:020404.
- [26] Lapkiewicz, R., Li, P., Schaeff, C., Langford, N.K., Ramelow, S., Wieśniak, M., Zeilinger, A. (2011). Experimental non-classicality of an indivisible quantum system. *Nature* **474**, 490–493.
- [27] Leggett, A., Garg, A. (1985). Quantum mechanics versus macroscopic realism: Is the flux there when nobody looks? *Physical Review Letters* **54**:857.
- [28] Moore, D.W. (2002). Measuring new types of question-order effects. *Public Opinion Quarterly* **66**, 80-91.
- [29] Suppes, P., Zanotti, M. (1981). When are probabilistic explanations possible? *Synthese* **48**, 191.
- [30] Wang, Z., Busemeyer, J.R. (2013). A quantum question order model supported by empirical tests of an a priori and precise prediction. *Topics in Cognitive Science* **5**, 689–710.
- [31] Wang, Z., Solloway T., Shiffrin, R.M., Busemeyer, J.R. (2014). Context effects produced by question orders reveal quantum nature of human judgments. *Proceedings of the National Academy of Sciences* **111**, 9431-9436.