

An almost convincing scheme for discriminating the preparation basis of quantum ensemble and why it will not work

Sandeep K Goyal,^{1,*} Rajeev Singh,^{2,3} and Sibasish Ghosh⁴

¹*IQST, Department of Physics and Astronomy, University of Calgary, Calgary, Canada, T2N 1N4.*

²*The Institute of Mathematical Sciences, CIT Campus, Taramani, Chennai, 600 113.*

³*Max-Planck-Institut für Physik komplexer Systeme, Nöthnitzer Straße 38, Dresden, Germany.*

⁴*Quantum Science Center, The Institute of Mathematical Sciences, Chennai, 600 113.*

Mixed states of a quantum system, represented by density operators, can be decomposed as a statistical mixture of pure states in a number of ways where each decomposition can be viewed as a different preparation recipe. However the fact that the density matrix contains full information about the ensemble makes it impossible to estimate the preparation basis for the quantum system. Here we present a measurement scheme to (seemingly) improve the performance of unsharp measurements. We argue that in some situations this scheme is capable of providing statistics from a single copy of the quantum system, thus making it possible to perform state tomography from a single copy. One of the byproduct of the scheme is a way to distinguish between different preparation methods used to prepare the state of the quantum system. However, our numerical simulations disagree with our intuitive predictions. We show that a counter-intuitive property of a biased classical random walk is responsible for the proposed mechanism not working.

PACS numbers: 03.65.Ca, 03.65.Ta, 03.65.Wj

I. INTRODUCTION

We learn in introductory quantum mechanics that the state of a quantum system is described by a vector in a suitable Hilbert space [1, 2]. However such a description is possible only if we have perfect knowledge about the system allowed within quantum theory, in which case the system is said to be in a *pure* state. If, on the other hand, there is some ambiguity about its state, we can no longer attribute a pure state to the system. Such a situation can be described by a statistical mixture of pure states, represented by a density matrix, and the system is said to be in a *mixed* state [3–5]. One can consistently reformulate all the postulates of quantum theory in terms of density matrices and obtain a unified description for both pure and mixed states [6].

To understand the context of the present work, we need to familiarize ourselves with a particular aspect of density matrices which is qualitatively different from state vectors—namely, physically different statistical mixtures can give rise to the same density matrix. For example, the equal mixture of spin-up and spin-down particles in the z direction as well as spin-up and spin-down in the x direction results in the same density matrix given by $\mathbb{1}/2$. In fact there are infinitely many ways to decompose a density matrix corresponding to a mixed state and each of them can be thought of as a preparation method [6].

Implicit within the density matrix description of quantum theory is the idea that different preparation methods can not be distinguished, i.e., no physical process can reveal which method was used to prepare a given statistical mixture. In this paper we present a measurement scheme

that would appear to violate this idea; i.e., we appear to distinguish between two preparation methods. This measurement scheme uses unsharp measurements that are also known as positive operator valued measurements (POVMs) [7–10]. We present a special class of POVMs that can cause the recurrence of the original state of the quantum system upon repeated measurements. This phenomenon is known as *measurement reversal* [11–18], where the partially collapsed state of the quantum system (after an unsharp measurement) is reversed back to the original state by performing additional unsharp measurements on it. Measurement reversal has been seen in a number of experiments, both in optical systems as well as in superconducting qubits [19–23]. This property is exploited in the present proposal to engineer an efficient method for state tomography. In some rare situations this method is seemingly capable of yielding an accurate estimation of the state of a single quantum system. If successful it can be used to estimate the preparation basis of an ensemble. There would be severe consequences if this were really possible but we show that the situation is rescued by a somewhat counter-intuitive property of classical random walks that prove our intuitive argument wrong. We want to emphasize that the purpose of this article is not to mislead people into believing that single copy quantum state tomography is possible but to stimulate further discussions of the measurement postulate of quantum mechanics.

The article is organized as follows. In Sec. II we revisit the concept of unsharp measurements. Here we discuss POVMs and state tomography using unsharp measurements. In Sec. III we introduce the concept of measurement reversal and show that it can be used to estimate the state and hence the preparation bases, from a single quantum system. Details of numerical simulations and results are given in Sec. IV. In this section we also present

* sandeep.goyal@ucalgary.ca

an apparent paradox which arises from the disagreement between our intuition and the numerical results. We conclude with a summary of results and discussion in Sec. V.

II. UNSHARP MEASUREMENTS (POVM)

According to the measurement postulate of quantum mechanics, upon measurement the state of a quantum system will be projected onto one of the eigenstates of the operator corresponding to the observable being measured. Projection onto eigenstates can be represented by projection operators, which for the measurement of spin of a spin-half particle in the \hat{n} direction read

$$P_{\pm} = \frac{1}{2}(\mathbb{1}_2 \pm \hat{n} \cdot \vec{\sigma}). \quad (1)$$

Here $\vec{\sigma} = (\sigma_x, \sigma_y, \sigma_z)$ is the vector of Pauli spin operators and \hat{n} is a unit vector representing the measured direction of spin in a three-dimensional physical space.

A more general measurement approach is to make an ancillary system interact with the quantum system under observation and perform measurements on the ancillary system afterward [6]. In this framework the observable (to be measured) is represented by a collection of positive operators $\{E_i\}$, so-called effects, with $0 \leq E_i \leq \mathbb{1}$ for all i and $\sum_i E_i = \mathbb{1}$. The i -th measurement outcome occurs with probability $\text{tr}(\rho E_i)$ and the state ρ of the measured system transforms as $\rho \rightarrow \rho' = \frac{1}{\text{tr}(\rho E_i)} M_i \rho M_i^\dagger$ [24]. Here the measurement operators M_i are related to the effects by $E_i = M_i^\dagger M_i$.

A minimal and complete set of effects $\{E_i\}$ corresponding to the observable $\hat{O} = \hat{n} \cdot \vec{\sigma}$ acting on a two-dimensional Hilbert space can be defined as

$$E_{\pm} = \frac{1}{2}(\mathbb{1} \pm \lambda \hat{O}), \quad (2)$$

where $0 \leq \lambda \leq 1$. The parameter λ characterizes the strength of the measurement—with $\lambda = 1$ corresponding to the projective measurement and $\lambda = 0$ to the weakest measurement. The expectation value of the observable \hat{O} is given by

$$\langle \hat{O} \rangle = \frac{1}{\lambda}(\langle E_+ \rangle - \langle E_- \rangle). \quad (3)$$

State tomography: For the two-level system under consideration, the most general state is a point in the Bloch sphere which can be written as

$$\rho = \frac{1}{2}(\mathbb{1} + \vec{r} \cdot \vec{\sigma}), \quad (4)$$

where \vec{r} is a real three-dimensional vector. The three real components of the vector \vec{r} are the expectation values of σ_x , σ_y , and σ_z and they fully characterize the density operator ρ . Thus the state tomography of a two-level system amounts to obtaining these expectation values.

This can be done using Eq. (3) for the POVM elements corresponding to the measurement in the x , y , and z directions of the spin.

If we perform measurements on a finite ensemble of N particles, the probabilities $\langle E_+ \rangle$ and $\langle E_- \rangle$ are proportional to the number of clicks N_+ of $+$ and N_- of $-$, respectively, i.e., $\langle E_{\pm} \rangle = N_{\pm}/N$. If the state ρ is $(\mathbb{1} + \sigma_z)/2$ and the POVM elements are the ones given in Eq. (2), then the probabilities yield $\langle E_{\pm} \rangle = N_{\pm}/N = (1 \pm \lambda)/2$, thus, $N_{\pm} \approx (1 \pm \lambda)N/2$. However, due to statistical errors we may not always get the exact number of clicks. That will amount to an error in the tomography of the state which will approach zero as we increase the number N to infinity. For a given resolution (error tolerance) it is possible to calculate an appropriate number N which will depend on the measurement strength λ .

In the next section we present a scheme for state tomography in which (in rare situations) it is possible to get statistics from a single quantum particle to estimate the state of the system. Although the success probability of such a scenario is very small, together with the traditional methods this scheme provides an improvement in state tomography.

III. DISCRIMINATING PREPARATION BASES USING POVMs

At the heart of improving state tomography are special measurement operators which can cause self-measurement reversal, i.e., the recurrence of the original state of the system upon repeated measurements. An example of such measurement operators is

$$M_+ = \frac{1}{\sqrt{2}} \begin{pmatrix} \sqrt{1+\lambda} & 0 \\ 0 & \sqrt{1-\lambda} \end{pmatrix}, \quad E_+ = M_+^\dagger M_+, \quad (5a)$$

$$M_- = \frac{1}{\sqrt{2}} \begin{pmatrix} \sqrt{1-\lambda} & 0 \\ 0 & \sqrt{1+\lambda} \end{pmatrix}, \quad E_- = M_-^\dagger M_-. \quad (5b)$$

These measurement operators can be easily constructed by making the quantum system under consideration interact with an ancillary two-level quantum system for a certain time and then performing the projective measurement on the ancillary quantum system. Let the evolution of the joint state $|\psi\rangle \otimes |0\rangle$ of the system plus ancilla be governed by the unitary operator

$$U = \frac{1}{\sqrt{2}} \begin{pmatrix} \sqrt{1+\lambda} & -\sqrt{1-\lambda} & 0 & 0 \\ \sqrt{1-\lambda} & \sqrt{1+\lambda} & 0 & 0 \\ 0 & 0 & \sqrt{1-\lambda} & -\sqrt{1+\lambda} \\ 0 & 0 & \sqrt{1+\lambda} & \sqrt{1-\lambda} \end{pmatrix}. \quad (6)$$

We can see that the matrix U acting on $|\psi\rangle \otimes |0\rangle$ results in

$$U |\psi\rangle |0\rangle = \frac{1}{\sqrt{2}} \left(\sqrt{1+\lambda} \alpha |0\rangle + \sqrt{1-\lambda} \beta |1\rangle \right) |0\rangle + \frac{1}{\sqrt{2}} \left(\sqrt{1-\lambda} \alpha |0\rangle + \sqrt{1+\lambda} \beta |1\rangle \right) |1\rangle. \quad (7)$$

Now if we perform the measurement in the $\{|0\rangle, |1\rangle\}$ basis on the ancilla, the state of the system collapses to unnormalized states:

$$|\psi\rangle_+ = \frac{1}{\sqrt{2}} \left(\sqrt{1+\lambda\alpha} |0\rangle + \sqrt{1-\lambda\beta} |1\rangle \right) \equiv M_+ |\psi\rangle, \quad (8)$$

$$|\psi\rangle_- = \frac{1}{\sqrt{2}} \left(\sqrt{1-\lambda\alpha} |0\rangle + \sqrt{1+\lambda\beta} |1\rangle \right) \equiv M_- |\psi\rangle. \quad (9)$$

Upon measurement, an arbitrary state $|\psi\rangle$ of the quantum system transforms as [25]

$$|\psi\rangle \rightarrow \begin{cases} M_+ |\psi\rangle & \text{with } p_+ = \langle\psi| E_+ |\psi\rangle, \\ M_- |\psi\rangle & \text{with } p_- = \langle\psi| E_- |\psi\rangle. \end{cases} \quad (10)$$

Performing the measurement again on the same system results in

$$|\psi\rangle \rightarrow \begin{cases} M_+ |\psi\rangle \rightarrow \begin{cases} M_+^2 |\psi\rangle, \\ M_- M_+ |\psi\rangle, \end{cases} \\ M_- |\psi\rangle \rightarrow \begin{cases} M_+ M_- |\psi\rangle, \\ M_-^2 |\psi\rangle. \end{cases} \end{cases} \quad (11)$$

It is easy to see that $M_+ M_- = M_- M_+ = \sqrt{(1-\lambda^2)}/4\mathbb{1}$. Therefore, in these cases we will get back the original state $|\psi\rangle$ with probability $(1-\lambda^2)/2$ after two measurements. If we repeat the measurement on the same system q number of times we obtain

$$|\psi\rangle \rightarrow \prod_{i=1}^q M_{s_i} |\psi\rangle, \quad (12)$$

where $s_i \in \{+, -\}$. If the number of M_+ 's and M_- 's are the same in such sequence of measurements, then we will get back the original state $|\psi\rangle$, the probability of this happening being $\binom{q}{q/2} ((1-\lambda^2)/4)^{q/2}$.

Claim: If we perform a very large number of measurements on a single quantum system and it regains its original state N times then the whole process is equivalent to the one where we perform measurements on N particles which have identical states. Consider the following thought experiment: Charlie is given a single quantum system in state $|\psi\rangle$ to measure the spin in a particular direction. After getting a click in his apparatus, Charlie discards the quantum system and is provided with another quantum system in the same state $|\psi\rangle$. However, to save resources, the laboratory management decides to recycle the states. To do that they take the discarded system and perform the measurement with the same operators as Charlie multiple times until they get back the original state [26]. When their system acquires the original state back they pass it to Charlie to use it in the measurement process. For Charlie, who is unaware of the recycling, there is no difference between a new system and the recycled one, hence fulfilling the claim (see Fig. 1). This method of state tomography along with the traditional method improves the accuracy by effectively

increasing the number of copies of the system used for tomography.

Since the method described above is capable of providing the knowledge about the state of a system from a single copy, one can use it to estimate the preparation basis. This is done as follows: for simplicity let us assume that the state of the ensemble of the two-level system is $\rho = \mathbb{1}/2$. Also let us assume that the preparation basis is the eigenbasis of one of the Pauli operators σ_z or σ_x . Therefore, $\rho = (|0\rangle\langle 0| + |1\rangle\langle 1|)/2$ or $\rho = (|+\rangle\langle +| + |-\rangle\langle -|)/2$ [27]. In other words, half of the quantum systems in the ensemble are in the pure state $|0\rangle$ ($|+\rangle$) while the other half are in the state $|1\rangle$ ($|-\rangle$) if the preparation basis is the eigenbasis of σ_z (σ_x). Therefore, we know that the state of a given system from the ensemble is one of the pure states from the set $\{|0\rangle, |1\rangle, |+\rangle, |-\rangle\}$. Now we perform a large number of measurements with the measurement operators given in Eqs. (5a) and (5b) on each copy in the ensemble and consider the ones which regained their original state (in the measurement process) for a sufficient number (N) of times. For each copy, we collect the number of clicks N_+ in $+$ and N_- in $-$ progressively after each time the quantum system regains the original state upon repeated measurement on the copy (i.e. in Charlie's laboratory). Note that if the original state is $|0\rangle$ or $|1\rangle$, the difference in the number of clicks in either outcomes, i.e., $n = N_+ - N_-$ will be around $\pm\lambda N$ and hence the result will be a bimodal histogram [see green curve (open squares) in Fig. 2]. Whereas the difference tends to vanish when the state is $|+\rangle$ or $|-\rangle$ resulting in a unimodal statistics [see blue curve (open circles) in Fig. 2]. Thus, by calculating the difference n we can discriminate between the preparation bases.

The idea of preparation basis estimation has severe consequences, such as the possibility of superluminal communication. To illustrate this with our protocol consider a large number of bipartite maximally entangled states $|\Phi^+\rangle = (|00\rangle + |11\rangle)/\sqrt{2}$ shared between Alice and Bob. Alice needs to send a message to Bob. She performs projective measurements either in the σ_z basis or in the σ_x basis on all the systems. As soon as she performs the measurement each of her systems collapse in one of the eigenstates of the measured observable. Now Bob performs the measurement in the way we discussed above. If we assume that Alice and Bob have an infinite supply of this maximally entangled state and Alice performs her measurements in a fixed basis on all the copies, then in Bob's laboratory there will be particles which will be able to achieve a sufficient number of recurrence of its original state and generate sufficient statistics for the number n (see inset in Fig. 3), the difference between clicks in $+$ and $-$ and hence will be able to tell whether Alice performed σ_x measurement or σ_z measurement. Since Bob can determine whether Alice measured in the σ_x basis or the σ_z basis, they have communicated one bit of information over an arbitrary distance instantaneously. This way they can communicate faster than the speed of light.

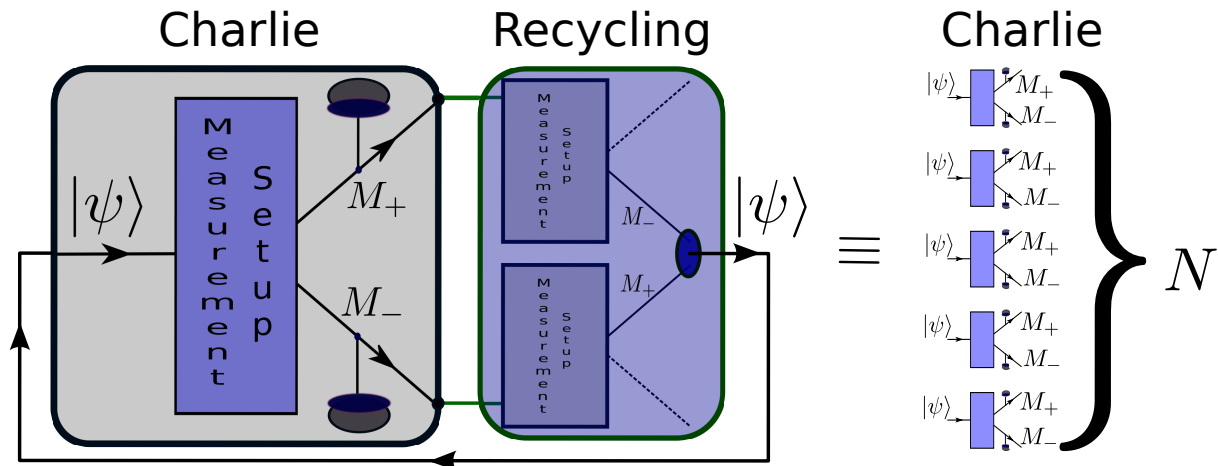


FIG. 1. Equivalence between the two situations: (i) where Charlie is performing a POVM measurement on a quantum system in the state $|\psi\rangle$ and afterwards the state is recycled and sent back to Charlie N times, and (ii) where Charlie is provided with N identical quantum systems in the same state. It is apparent from this diagram that the two situations are identical for Charlie.

In the next section we present the numerical simulations for the expected results and the result of the exact simulation of the experimental situation. We show that the numerical results do not agree with our expectations and the scheme discussed above in fact does not work. However, the reason behind the disagreement of the two results reveals a surprising property of biased classical random walks, the proof of which is presented in the Appendix.

IV. NUMERICAL EXPERIMENTS

To numerically simulate the protocol discussed above, we start with a given state $|\psi\rangle$ and calculate $p_+ = \langle\psi|M_+^\dagger M_+|\psi\rangle$. We update $|\psi\rangle$ to $M_+|\psi\rangle$ with probability p_+ and to $M_-|\psi\rangle$ with probability $1-p_+$ and normalize the state afterwards. We repeat the above steps (with updated p_+) and keep track of the sequence of M_+ and M_- used. We can map the result of this (numerical) experiment to a one-dimensional classical random walk on a lattice: starting at the origin we move one step to the left when M_+ is observed and one step to the right otherwise. In terms of this classical walk the state evolves to the initial state every time the walker returns to the origin. Therefore, as discussed earlier, recording the result of measurements when the walker is at the origin is equivalent to measurement on a new system from the ensemble. Using the Monte Carlo simulation we can generate very long trajectories using this procedure and count the number of times M_+ was observed when the walker was at the origin. To increase the number of returns to the origin we can introduce a filter. This filter discards the trajectories that do not return to the origin at every even step (Fig. 4). In the simulation this is achieved by demanding that the trajectories return to the origin at every even step; i.e. the odd steps are taken at random

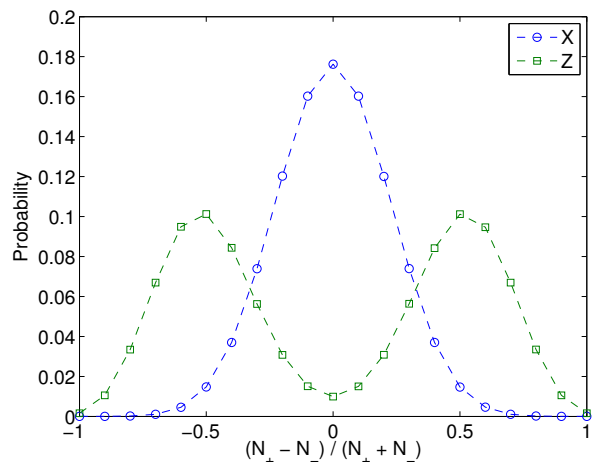


FIG. 2. Probability of observing the relative number the two types of output (M_+ or M_-) in individual trajectories for the simulations with the filter as shown schematically in Fig. 4. The probabilities for X and Z ensembles are qualitatively different.

with probability p_+ above whereas the even steps are the opposite of the previous odd step with probability one.

We are interested in the difference $n = N_+ - N_-$ of the clicks in M_+ and in M_- which is the signature for the bases used in the preparation. We know that for the basis $\{|0\rangle, |1\rangle\}$ the number n will be concentrated around either λN or $-\lambda N$. Therefore, n/N should behave as the green curve (open squares) in Fig. 2. Whereas, for the basis $\{|+\rangle, |-\rangle\}$ the number n/N is concentrated around zero. Thus, it should fall on the blue curve (open circles) in Fig. 2. We first simulate the system with filters to generate 10^7 trajectories of length 40 which cross the origin 20 ($= N_+ + N_- = N$) times. Thus in our simulation the ensemble contains 10^7 copies and we make 40 measure-

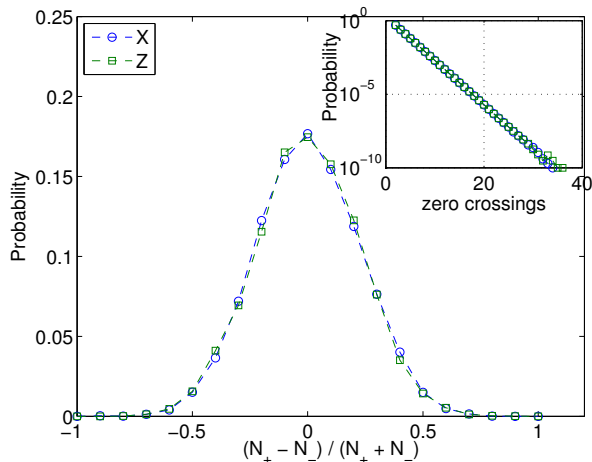


FIG. 3. Same as Fig. 2 but for simulations of the exact experimental protocol (without a filter). Contrary to our expectation both the ensembles show exactly same behavior. The inset shows the probability of the number of zero crossings (in a random walk sense) for the trajectories, which decreases exponentially with the number of crossings.

ments on each copy with the constraint that every even measurement causes reversal. This constraint results in each copy acquiring the original state 20 times. We perform the simulation using Eq. (10) and update the state at every measurement. We show the distribution of the quantity $n/N = (N_+ - N_-)/N$ in Fig. 2 which shows a unimodal distribution peaked at 0 for the X ensemble and a bimodal distribution peaked at ± 0.5 for the Z ensemble (for the choice $\lambda = 0.5$).

To check that we have not introduced any bias by using the filters we also simulate the exact experimental protocol (without filters) to generate 10^{10} trajectories of length 1000. To compare with Fig. 2 we use the trajectories which cross the origin exactly 20 times, which turn out to be only $\sim 10^4$ out of 10^{10} . This low rate of generating trajectories with a large number of crossing of the origin make the exact simulation computationally more expensive. We show the probability of zero crossings in the inset of Fig. 3. By calculating the distribution of the quantity n/N in Fig. 3 we find that our protocol does not distinguish the two ensembles. Thus the numerical simulation of the system with filters, which is in agreement with our intuition, is not accurate in that it does not simulate the experimental situation and introduces bias in the simulation.

The contradiction between the two scenarios can be explained by a rather counter-intuitive property of classical random walks, which is the following.

Statement 1: *For a fixed number of zero-crossings even for a biased random walk the trajectories which go to the left and to the right an equal number of times from the origin are most probable.*

The proof of this statement can be found in the Appendix. Note that the numerical experiment correspond-

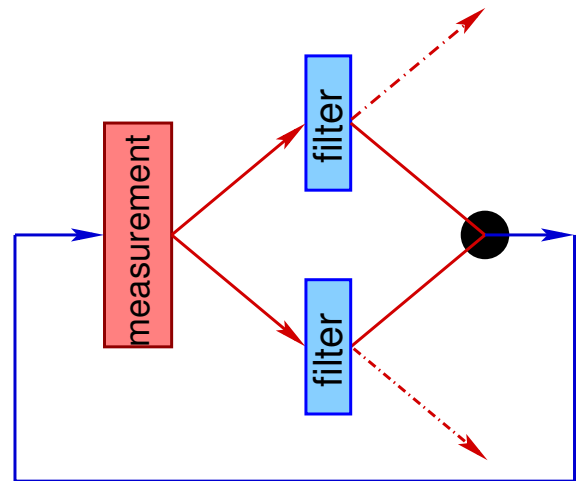


FIG. 4. In our Gedanken experiment we run the whole thing in a loop. We start the loop with a measurement in $\{M_+, M_-\}$, followed by a filtering in $\{M_+, M_-\}$ such that the state $M_+ |\psi\rangle$ will be mapped to $M_- M_+ |\psi\rangle$ and the state $M_- |\psi\rangle$ will be mapped to $M_+ M_- |\psi\rangle$. Thus, we feed back system to the measurement and repeat the process. Now we count how many times M_+ clicks in the measurements. As soon as a quantum system completes the loop successfully, it collapses to the state $|\psi\rangle$ back and loses all the information about the history of the path it took to arrive there. Therefore, when we feed the state back to the apparatus, it is exactly like feeding a new system in the state $|\psi\rangle$. Hence the number N_+ of the clicks in M_+ can give us information even from one single quantum system.

ing to the simulation of the exact experimental situation (without filters) has a special property for the Z ensemble, namely, the state $|\psi\rangle$ does not change during the evolution. As a result the probability p_+ is constant and the mapping to a classical walk is not just a convenience but the Z ensemble trajectories correspond exactly to a biased classical random walk with parameter p_+ . However, due to Statement 1 it also results in a unimodal statistics identical to that of the X ensemble.

The analysis presented in this paper suggests an interesting paradox for the measurement on an ensemble of identical pure states (as opposed to a mixture of states discussed so far) which is the following: Charlie is tasked with the measurement of a quantum system in an unknown state $|\psi\rangle$. He is provided with one copy of the state at a time. For him it does not matter how the state is prepared (as long as the state is the same for each copy); he should be able to generate some statistics and estimate the state from a sufficiently large ensemble. However, if the state is prepared by recycling the old state, as was done in Sec. III, then Charlie will not be able to get any information about the state otherwise it may cause superluminal communication. Therefore, even though the quantum systems provided to Charlie are identical in every aspect, the way they were prepared will determine the amount of knowledge Charlie can extract from his measurements. The paradox becomes more

interesting if Charlie knows the state $|\psi\rangle$. In that case by looking at the statistics Charlie can detect whether the quantum systems provided to him are recycled or fresh ones.

V. CONCLUSIONS

In this article we have presented a measurement scheme to improve the performance of unsharp measurements. We argue that with a very small probability this scheme is capable of providing statistics from a single quantum system, thus making it possible to perform quantum state tomography on a single copy of the quantum system. We show that this result can be used to discriminate different preparation bases used to prepare the state of the quantum system. Therefore, using this scheme one can extract more information about the ensemble than captured by the density operator. One of the severe consequence of this result is the possibility of superluminal communication, thus the result demands more careful study. Numerical simulation of the protocol disagrees with our intuitive understanding. We later provide the resolution for this disagreement. However, an interesting paradox emerges from this analysis. Since the outcomes of Charlie's experiment depend on the degree of conscious interruptions of the external parties, this paradox seems to point towards the role of a conscious observer in quantum measurements and hence encourage more discussion on the topic. We hope this paradox will help further the understanding of quantum mechanics, especially the measurement postulate.

ACKNOWLEDGMENTS

S.K.G. would like to thank Thomas Konrad, Rajiah Simon, Christoph Simon, and Ish Dhand for insightful comments. S.K.G. also acknowledges NSERC for financial support.

Appendix A: Classical Random Walk

To prove Statement 1 let us consider a classical random walk of T steps starting from the origin. All trajectories that return to the origin at the end of T steps have an equal number of left and right moves and hence have the same probability. Thus the probability of left moves from the origin within this set becomes a purely combinatorial problem. Let $N_{T,k}(l)$ be the number of trajectories of T steps, returning to the origin k times and going left l times from the origin. We show that $p_{T,k}(l) \equiv N_{T,k}(l) / \sum_i N_{T,k}(i)$ is binomially distributed. In our notation the number of trajectories which never go left from the origin is $N_{T,k}(0)$. Using the reflection principle [28], we find that, for a given trajectory that never goes left from the origin, we get $\binom{k}{1}$ trajectories

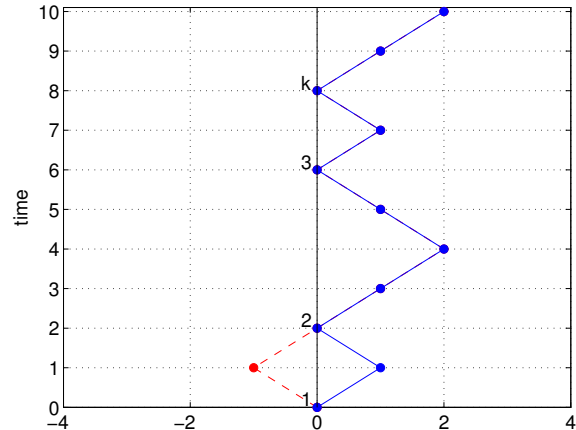


FIG. 5. Cartoon showing how to construct possible walks which go left from the origin once starting from walks that remain on the right all the time.

that go left exactly once by reflecting around the origin one of k parts as can be seen from Fig. 5. Thus the total number of such trajectories is $\binom{k}{1}N_{T,k}(0)$. Similarly by reflecting i parts of a given trajectory we get $\binom{k}{i}$ trajectories that go left exactly i times, which amounts to $\binom{k}{i}N_{T,k}(0)$ such trajectories. Thus we have

$$N_{T,k}(i) = \binom{k}{i}N_{T,k}(0) \quad (\text{A1})$$

which immediately implies that $p_{T,k}(l)$ is a binomial distribution. Since binomial distribution is symmetric around the center of its range ($k/2$ here), this result implies that indeed our protocol would not be able to distinguish between X and Z ensembles.

Thus we have revealed a very strange property of the classical random walks— all trajectories of finite length which return to the origin at the end have no information about the bias. The information about the bias is present in the probability of finding a trajectory that returns to the origin in the end (in our case $\binom{T}{T/2}((1-\lambda^2)/4)^{T/2}$), which is maximum for an unbiased walk and decreases monotonically to zero as the bias is increased. The trajectories that return to the origin will all have an equal number of left and right moves and hence will be equally likely. Moreover for every such trajectory there is a dual obtained by reflecting around the origin. Thus, for example, for every trajectory which moves left every time from the origin there is a trajectory which moves right every time from the origin and has the same probability irrespective of the bias. This seemingly counter-intuitive property of biased walks can be thought of as the manifestation of the problem of generating fair results from a biased coin [29]. Since the walker moves left and right from the origin with equal probability in the trajectories which return to the origin at the end, our argument of doing the state tomography from such data would not work.

This particular property of the random walks caused the

disagreement between our intuition and the numerical results.

-
- [1] E. Merzbacher, *Quantum Mechanics* (Wiley & Sons, New York, 1998).
- [2] J. J. Sakurai, *Modern Quantum Mechanics* (Pearson Education, 2006).
- [3] J. von Neumann, *Göttinger Nachr.* **1**, 245 (1927).
- [4] U. Fano, *Rev. Mod. Phys.* **29**, 74 (1957).
- [5] M. Schlüter and L. J. Sham, *Physics Today* **35**, 36 (1982).
- [6] M. A. Nielsen and I. Chuang, *Quantum Computation and Quantum Information* (Cambridge University Press, Cambridge, England, 2002).
- [7] Y. Aharonov and L. Vaidman, *Phys. Rev. A* **41**, 11 (1990).
- [8] H. M. Wiseman and G. J. Milburn, *Quantum Measurement and Control* (Cambridge University Press, Cambridge, England, 2009).
- [9] H. M. Wiseman and L. K. Thomsen, *Phys. Rev. Lett.* **86**, 1143 (2001).
- [10] G. G. Gillett, R. B. Dalton, B. P. Lanyon, M. P. Almeida, M. Barbieri, G. J. Pryde, J. L. O’Brien, K. J. Resch, S. D. Bartlett, and A. G. White, *Phys. Rev. Lett.* **104**, 080503 (2010).
- [11] A. Royer, *Phys. Rev. Lett.* **73**, 913917 (1994).
- [12] M. Al Amri, M. O. Scully, and M. S. Zubairy, *J. Phys. B: At., Mol. Opt. Phys.* **44**, 165509 (2011).
- [13] Y. W. Cheong and S.-W. Lee, *Phys. Rev. Lett.* **109**, 150402 (2012).
- [14] Z. He, C. Yao, and J. Zou, *Phys. Rev. A* **88**, 044304 (2013).
- [15] Y.-L. Li and X. Xiao, *Quant. Inf. Proc.* **12**, 3067 (2013).
- [16] Z. He and C.-M. Yao, *Chin. Phys. B* **23**, 110601 (2014).
- [17] X. Xiao and Y.-L. Li, *The European Physical Journal D* **67**, 204 (2013).
- [18] X. Xiao, *Physica Scripta* **89**, 065102 (2014).
- [19] N. Katz, M. Neeley, M. Ansmann, R. Bialczak, M. Hofheinz, E. Lucero, A. O’Connell, H. Wang, a. Cleland, J. Martinis, and A. Korotkov, *Physical Review Letters* **101**, 200401 (2008).
- [20] Y.-S. Kim, Y.-W. Cho, Y.-S. Ra, and Y.-H. Kim, *Optics Express* **17**, 11978 (2009).
- [21] Y.-S. Kim, J.-C. Lee, O. Kwon, and Y.-H. Kim, *Nat. Phys.* **8**, 117 (2011).
- [22] A. N. Korotkov and K. Keane, *Physical Review A* **81**, 040103 (2010).
- [23] X.-Y. Xu, J.-S. Xu, C.-F. Li, Y. Zou, and G.-C. Guo, *Physical Review A* **83**, 010101 (2011).
- [24] Unlike projective measurement, knowing the operators $\{E_i\}$ is, in general, not enough to determine the state of the system after the measurement; we further need to know the operators M_i ’s constituting the POVM elements $\{E_i = M_i^\dagger M_i\}$ because the operators $\{M_i\}$ and $\{UM_i\}$ result in the same POVM elements $\{E_i\}$ for any unitary matrix U . Thus, there is a unitary freedom in choosing the set of the measurement operators $\{M_i\}$. The measurement however is fully specified by the set of measurement operators $\{M_i\}$ in terms of both probabilities of outcome and the state after the measurement.
- [25] Note that we work with unnormalized states with the square of the norm equal to the probability to obtain the corresponding measurement result.
- [26] They will know that they have the original state when the number of clicks in + and – are the same (including Charlie’s click).
- [27] $|0\rangle$ and $|1\rangle$ ($|+\rangle$ and $|-\rangle$) are the two eigenstates of σ_z (σ_x).
- [28] W. Feller, *An Introduction to Probability Theory and Its Applications* (Wiley, New York, 1968).
- [29] J. von Neumann, *J. Res. Nat. Bur. Stand., Appl. Math. Ser.* **12**, 36 (1951).