

Self-organization in suspensions of end-functionalized semiflexible polymers under shear flow

Jin Suk Myung,^{1, a)} Roland G. Winkler,^{1, b)} and Gerhard Gompper^{1, c)}

Theoretical Soft Matter and Biophysics, Institute of Complex Systems and Institute for Advanced Simulation, Forschungszentrum Jülich, 52425 Jülich, Germany

The nonequilibrium dynamical behavior and structure formation of end-functionalized semiflexible polymer suspensions under flow are investigated by mesoscale hydrodynamic simulations. The hybrid simulation approach combines the multiparticle collision dynamics method for the fluid, which accounts for hydrodynamic interactions, with molecular dynamics simulations for the semiflexible polymers. In equilibrium, various kinds of scaffold-like network structures are observed, depending on polymer flexibility and end-attraction strength. We investigate the flow behavior of the polymer networks under shear and analyze their nonequilibrium structural and rheological properties. The scaffold structure breaks up and densified aggregates are formed at low shear rates, while the structural integrity is completely lost at high shear rates. We provide a detailed analysis of the shear-rate-dependent flow-induced structures. The studies provide a deeper understanding of the formation and deformation of network structures in complex materials.

I. INTRODUCTION

Smart and responsive complex materials can be achieved by self-organization of simple building blocks. By now, a broad range of functionalized colloidal and polymeric building blocks have been proposed and designed.^{1–8} This comprises synthetic colloidal structures, e.g., patchy or Janus colloids^{8–10} or biological molecules such as DNA duplexes.¹¹ These building blocks are able to self-organized into gel-like structures, e.g., hydrogels, which are able to undergo reversible changes in response to external stimuli.^{12–20} Thereby, rodlike molecules, such as viruses²¹ or telechelic associative polymers,^{22–27} exhibit novel scaffold-like structures, and theoretical and experimental studies have been undertaken to unravel their structural and dynamical properties in suspensions. Here, polymer flexibility and end-interactions are the essential parameters to control the properties of the self-assembled network structures.^{28–30}

The appearing structures can be directed and controlled by external parameters, specifically by the application of external fields such as a shear flow.¹ Here, a fundamental understanding of the nonequilibrium response of a network structure is necessary for the rational design of new functional materials and that of already existing synthetic and biological scaffold-like patterns.^{31–36}

Computer simulations are an extremely valuable tool to elucidate the self-organized structures of functionalized polymers. Monte Carlo²⁸ and molecular dynamics simulation^{15,24,29} studies of coarse-grained models of end-functionalized flexible, semiflexible, and rodlike polymers in solution have shown that in thermal equilibrium self-organized scaffold-like network structures form above a critical attraction strength and within a range of concentrations. This network formation is

strongly affected by the polymer flexibility, because flexible polymers can span a larger range of distances between connections points, even form loops, and deform easily thereby generating softer networks. The molecular dynamics simulation studies of telechelic polymers of Ref. 24 predict flower-like micellar aggregates for flexible polymers. For stiffer polymers, significant morphological changes appear, with liquid-crystalline-like order of adjacent polymers and inter-connected structures.^{24,29} Recent nonequilibrium simulations of end-functionalized rodlike polymers exhibit further structural changes under shear flow.³⁰ At low shear rates, the scaffold structure compactifies, while at intermediate shear rates novel bundle-like structures appear with nematically ordered rods. In the limit of very strong flows, all structures are dissolved and the rodlike polymers align in a nematic fashion.

In this article, we extend the previous studies and investigate the influence of shear flow on the scaffold-like network structure of end-functionalized *semiflexible* polymers. Both, the structure properties under shear flow as well as the rheological properties are analyzed for various shear rates. We find that an initial scaffold structure breaks up and densified aggregates are formed at low shear rates, while the structural integrity is completely lost at high shear rates. Thereby, flexibility gives rise to particular compact aggregates at intermediate shear rates. In addition, the relaxation behavior of shear-induced structures after cessation of flow is analyzed in part in order to elucidate the reversibility of the shear-induced structures.

We apply a hybrid simulation approach, which combines the multiparticle collision dynamics (MPC) method for the fluid,^{37–40} which accounts for hydrodynamic interactions,^{39–42} with molecular dynamics simulations for the semiflexible polymers.^{39,43–45} The MPC method has successfully been applied to study the equilibrium and nonequilibrium dynamical properties of complex systems such as polymers,^{39,40,44–50} colloids,^{51–58} vesicles and blood cells,^{59,60} as well as various active

^{a)}Electronic mail: j.myung@fz-juelich.de

^{b)}Electronic mail: r.winkler@fz-juelich.de

^{c)}Electronic mail: g.gompper@fz-juelich.de

systems.^{61–63}

The combination of coarse-grained modeling of end-functionalized polymers and a particle-based mesoscale hydrodynamic simulation technique is ideally suited for such a study. On the one hand, we want to elucidate the general principles of structure formation under nonequilibrium conditions. The achieved insight will be useful to understand the behavior of a broad spectrum of experimental systems, ranging from highly flexible synthetic polymers, e.g., telechelics, to stiff biological macromolecules, such as DNA segments. On the other hand, mesoscale hydrodynamic simulation approaches are essential, because only they allow to reach the large length and time scales, which are required to capture the long structural relaxation times in shear flow with typical shear rates of $10^1 - 10^3$ Hz.^{1,64} In addition and most importantly, particle-based hydrodynamic simulation approaches naturally include thermal fluctuations, which are indispensable for a proper description of polymer entropy and entropic elasticity. Of course, coarse-grained modeling has its limitations in predicting the behavior of particular experimental systems quantitatively. Here, additional simulations of atomistic models are required to predict binding energies and bending rigidities.

This paper is organized as follows. The simulation approaches are introduced in Section II. The deformation of the polymer network under shear and rheological properties are discussed in Section III, and the dependence on the polymer flexibility is addressed. Relaxation of shear-induced structures is discussed as well. Section IV summarizes our findings.

II. MODEL AND SIMULATION ALGORITHM

A. Mesoscale Hydrodynamic Solvent: Multiparticle Collision Dynamics

Our hybrid simulation approach combines the multiparticle collision dynamics method for the fluid with molecular dynamics simulations for the semiflexible polymers.⁴⁴ In the MPC method, the fluid is represented by N_s point particles of mass m , which interact with each other by a stochastic process.^{39,40,65} The dynamics proceeds in two steps—streaming and collision. In the streaming step, the particles move ballistically and their positions are updated according to

$$\mathbf{r}_i(t+h) = \mathbf{r}_i(t) + h\mathbf{v}_i(t). \quad (1)$$

Here, \mathbf{r}_i and \mathbf{v}_i are the position and velocity vector of the i th particle, and h is the time between collisions. In the collision step, the particles are sorted into cells of a cubic lattice with lattice constant a , and their velocities are rotated relatively to the center-of-mass velocity \mathbf{v}_{cm} of the cell

$$\mathbf{v}_i(t+h) = \mathbf{v}_{cm}(t) + \mathbf{R}(\alpha)[\mathbf{v}_i(t) - \mathbf{v}_{cm}(t)], \quad (2)$$

where $\mathbf{R}(\alpha)$ is the rotation matrix for the rotation around a randomly oriented axis by the fixed angle α . The orientation of the axis is chosen independently for every collision cell and collision step.

B. Polymer Model

A semiflexible polymer is modeled as a linear sequence of N_m mass points of mass M . These monomers are connected by harmonic springs with bond potential

$$U_b = \frac{k_b}{2} \sum_{k=1}^{N_m-1} (|\mathbf{r}_{k+1} - \mathbf{r}_k| - l)^2, \quad (3)$$

where \mathbf{r}_k is the position of monomer k , l is the equilibrium bond length, and k_b is the spring constant. Semiflexibility is implemented by the bending potential

$$U_B = \frac{\kappa}{2} \sum_{k=2}^{N_m-1} (\mathbf{r}_{k+1} - 2\mathbf{r}_k + \mathbf{r}_{k-1})^2. \quad (4)$$

Here, $\kappa = k_B T L_p / l^3$ is the bending rigidity, where k_B is the Boltzmann constant, T is the temperature, and L_p is the persistence length. Excluded-volume interactions between monomers are taken into account by the shifted and truncated Lennard-Jones potential (LJ)

$$U_{LJ} = \begin{cases} 4\epsilon \left[\left(\frac{\sigma}{r} \right)^{12} - \left(\frac{\sigma}{r} \right)^6 + A \right] & r < r_c \\ 0 & r \geq r_c \end{cases}, \quad (5)$$

where σ is the diameter of a monomer and ϵ is the interaction strength. Aside from the polymer ends, all monomer interactions are purely repulsive, with the cutoff distance $r_c = 2^{1/6}\sigma$ and the shift $A = 1/4$. For the attractive ends, the cutoff is set to $r_c = 2.5\sigma$ and ϵ is varied according to the desired attraction strength.

C. Polymer-Solvent Coupling

The polymer-solvent coupling is implemented by including the monomers in the collision step. Hence, the particle center-of-mass velocity of a cell containing monomers is

$$\mathbf{v}_{cm}(t) = \frac{\sum_{i=1}^{N_s^c} m\mathbf{v}_i(t) + \sum_{k=1}^{N_m^c} M\mathbf{v}_k(t)}{mN_s^c + MN_m^c}, \quad (6)$$

where N_s^c and N_m^c are the number of solvent and monomer particles in the cell, respectively.⁴⁰

D. Simulation Set-up and Parameters

We consider a cubic simulation box of side length $L_s = 80a$. The parameters for the MPC fluid are

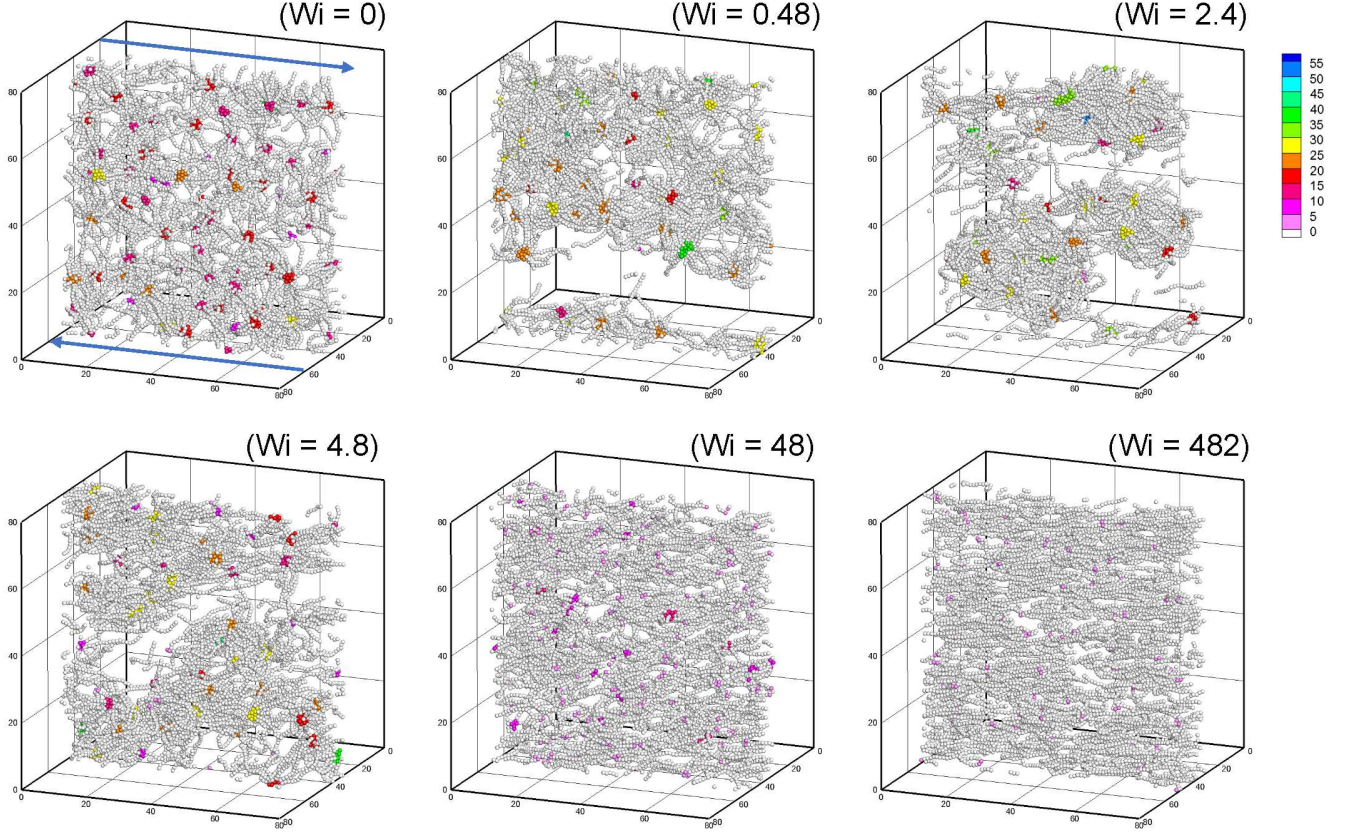


FIG. 1. Polymer configurations for the persistence length $L_p/L = 1/2$, the end-attraction strength $\varepsilon/k_B T = 4$, and for various shear rates. Only beads with the slice $30 \leq z/a \leq 50$ are shown, and the color code corresponds to the number of adjacent ends. The shear direction is indicated by arrows ($Wi = 0$). The configurations correspond to the stationary state with the total strain $\gamma = 200$.

$\alpha = 130^\circ$, $h = 0.1\sqrt{ma^2/k_B T}$, and the mean number of fluid particles in a collision cell $\langle N_s^c \rangle = 10$. We choose the bond length l as length unit and set for the collision-cell size $a = l$. Moreover, we set $\sigma = l$, $M = 10m$, and $k_b = 5000k_B T/a^2$. The latter ensures that the bond lengths remain close to the equilibrium value even under shear flow for all considered shear rates. The equations of motion for the monomers are solved by the velocity-Verlet algorithm with time step $h_p = h/50$.⁶⁶

In total, 2000 polymers of length $N_m = 20$ are considered. Approximating a polymer by a cylinder of length $L \approx N_m \sigma = 20\sigma$, the polymer-volume fraction is $\phi = 0.06$. Initially, the polymers are distributed randomly in the simulation box and are equilibrated without end-attraction. Then, the end-attraction is turned on and the system is again equilibrated until expectation values reach a steady state.

Shear flow is imposed on equilibrium structures by Lees-Edwards boundary conditions,⁶⁶ with the flow direction along the x axis and the gradient along the y axis of the Cartesian reference system. Shear is characterized by the Weissenberg number $Wi = \dot{\gamma}\tau$, where $\dot{\gamma}$ is the shear rate and τ is the end-to-end vector relaxation time of a polymer in dilute solution.⁴⁴ Explicitly, the val-

ues of the relaxation time are $\tau/\sqrt{ma^2/k_B T} = 4815$ and 10220 for the persistence lengths $L_p/L = 1/2$ and 5, respectively.²⁹ In the following, we will refer to polymers with $L_p/L = 1/2$ and 5 as *semiflexible* and *rodlike*, respectively.

For an efficient simulation of the polymer and MPC fluid dynamics, we exploit a graphics-processing-unit (GPU) based version of the simulation code.⁶⁷

III. RESULTS

A. Structural Properties under Shear

For an end-end attraction strength $\varepsilon/k_B T \gtrsim 3$, scaffold structures appear under equilibrium conditions.^{28–30} This equilibrium scaffold-like network structure undergoes severe structural rearrangement under shear flow. This is illustrated in Fig. 1, where polymer configurations are shown for the persistence length $L_p/L = 1/2$, the end-attraction strength $\varepsilon/k_B T = 4$, and various shear rates. As shear flow is applied, the network breaks up and for low shear rates ($Wi \lesssim 5$) densified aggregates are formed. The scaffold structure persists, but the network

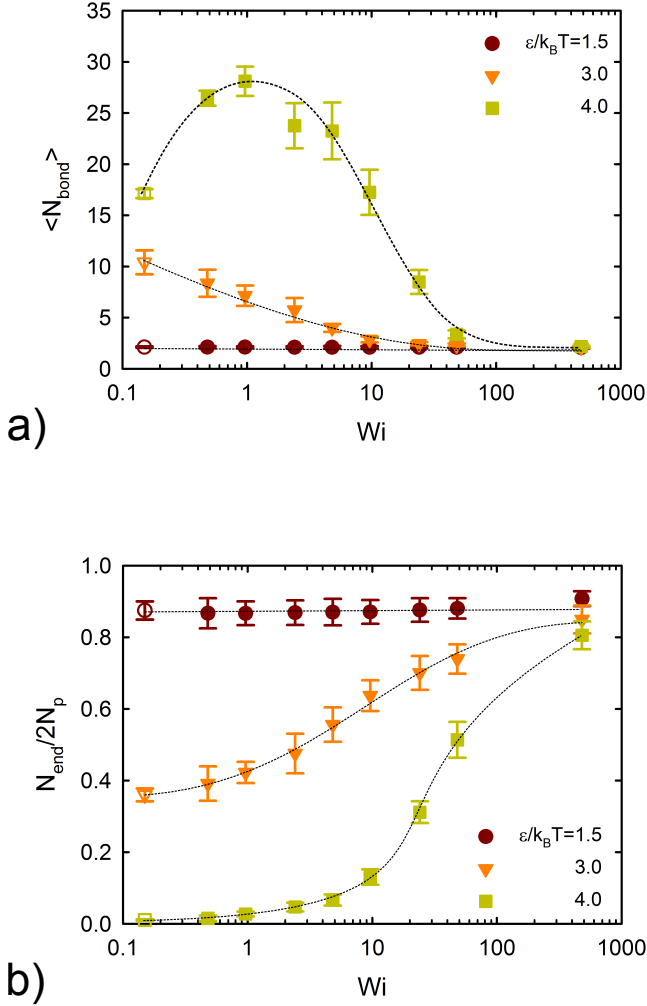


FIG. 2. (a) Average coordination number, and (b) number of free end-beads as a function of shear rate for the persistence length $L_p/L = 1/2$ and the end-attraction strengths $\varepsilon/k_B T = 1.5, 3, 4$. Open symbols correspond to the numbers at equilibrium without flow. Error bars display the magnitude of the fluctuation in the steady state. The lines are guides for the eye.

phase separates into polymer-rich and polymer-poor domains. At intermediate shear rates $Wi \approx 2.4$, smaller, partially connected domains are formed, which are reminiscent to micellar structures.²⁴ Finally, for high shear rates $Wi \gtrsim 50$, the structural integrity is completely lost and polymers are aligned in a nematic-like manner along the flow direction.

The initial separation (for $Wi \lesssim 0.5$) into polymer-rich and polymer-poor domains appears in a similar fashion for rodlike polymers.³⁰ Hence, it seems to be a generic feature of such network structures. However, the shear-induced micellar structures are only observed for more flexible polymers. Here, the flow is sufficiently strong to bend the polymers and induce an attraction between the

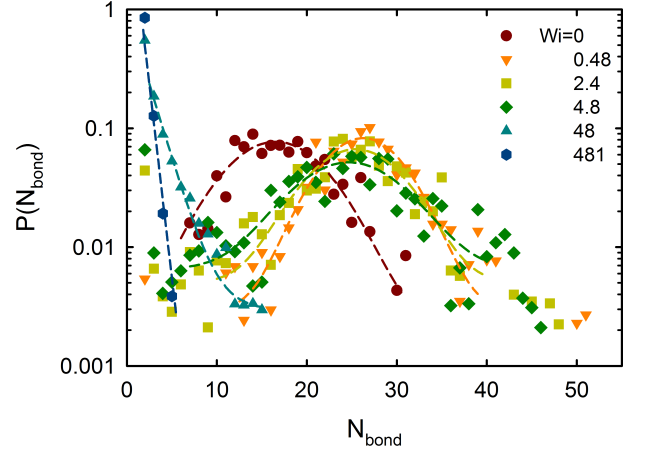


FIG. 3. Distributions of the coordination number for the persistence length $L_p/L = 1/2$, the end-attraction strength $\varepsilon/k_B T = 4$ and various shear rates. The dashed lines are fits to guide the eye, with a Gaussian function for $Wi \lesssim 5$ and an exponential function for $Wi \gtrsim 50$.

ends of the same polymer. The nematic alignment at high shear rates is again similar to rodlike polymers. It is caused by the shear forces and appears also for dilute solutions of flexible polymers.^{44,68}

To characterize these structures, we determine the average coordination number $\langle N_{\text{bond}} \rangle$, which is defined as the number of end-beads in proximity of each other, i.e., within distances $r \leq 1.5\sigma$. Figure 2a shows $\langle N_{\text{bond}} \rangle$ as a function of the shear rate for the end-attraction strengths $\varepsilon/k_B T = 1.5, 3$, and 4. For the lowest value $\varepsilon/k_B T = 1.5$, no scaffold is formed at equilibrium.^{28–30} In addition, the $\langle N_{\text{bond}} \rangle$ is independent of shear rate, which indicates that there is no shear-induced network structure either. Naturally, the polymers are aligned by the flow, in a similar fashion as non-attractive polymers.⁴⁴ In systems with scaffold structures, the equilibrium coordination number at zero shear exceeds that of disordered systems considerably, as discussed in more detail in Ref. 29. This equilibrium scaffold structure is gradually broken by the shear flow for $\varepsilon/k_B T = 3$, and the average coordination number decreases. The number of free ends N_{end} , which are not adjacent to any other end-bead, increases simultaneously. In contrast, for $\varepsilon/k_B T = 4$, the average coordination number first increases with increasing shear rate and passes through a maximum at $Wi \approx 1$. This is associated with the compactification of the scaffold structure visible in Fig. 1. The attraction is evidently so strong that the shear-induced structural changes lead to an enhanced binding of polymer ends. The values of $\langle N_{\text{bond}} \rangle$ decrease rapidly with increasing shear rate for $Wi \gtrsim 10$, and the value of an equilibrium non-attractive assembly of polymers is assumed. Simultaneously, the number of free end-beads N_{end} increases as the shear rate increases, as shown in Fig. 2b.

We present the distribution of the coordination number for various shear rates in Fig. 3. The dashed lines are fits to guide the eye, with a Gaussian function for $Wi \lesssim 5$ and an exponential function for $Wi \gtrsim 50$. Evidently, nodes with a larger number of end-beads are induced at low shear rates ($Wi \lesssim 5$) compare to the distribution without flow ($Wi = 0$). For high shear rates ($Wi \gtrsim 10$), the coordination number is significantly small. Corresponding mean values are shown in Fig. 2a.

A qualitative similar behavior of $P(N_{\text{bond}})$ is found for systems at equilibrium and various attraction strengths.²⁹ For attraction strengths $\epsilon/k_B T < 3$, $P(N_{\text{bond}})$ decreases exponentially with increasing N_{bond} . For larger values of ϵ , a maximum of the distribution function appears, as also shown in Fig. 3. The exponential decay indicates the lack of a network structure either due to too weak attraction or too strong external forces.

B. Effect of Flexibility

Polymer flexibility strongly affects the appearing shear-induced structures. This is reflected in Fig. 4 (Multimedia view), where structures are displayed for the persistence lengths $L_p/L = 1/2$ and 5. For semiflexible polymers ($L_p/L = 1/2$), the original scaffold network breaks up and micellar structures are formed. In contrast, rodlike polymers ($L_p/L = 5$) are strongly aligned along the flow direction and form thick bundles, an effect already observed for various end-attraction strengths in Ref. 30. In both cases, the end-beads assemble in nodes. For the semiflexible polymers, this can be achieved by significant shear-induced conformational changes of an individual polymer, which gives rise to micellar-like aggregates. The two ends of a polymer can even meet at the same node.^{24,29,69,70} This is not possible for rodlike polymers. Their two ends can only participate in two different nodes.³⁰ In consequence, more dense structures are formed with well aligned rods. The respective coordination number distributions are shown in Fig. 5. Rodlike polymers form nodes with a large number of end-beads, in agreement with the thick bundles (cf. Fig. 4b).

To further characterize the shear-induced structure, Fig. 6 presents the distribution N_θ of angles θ between bundles for the two different persistence lengths. Here, a bundle is defined as a connection of two neighboring nodes by two or more polymers. For semiflexible polymers ($L_p/L = 1/2$), the distribution exhibits a broad peak at $\theta = \pi/3$. Note that a peak at $\theta = \pi/3$ is a characteristic of a scaffold network,²⁸ which is more pronounced in equilibrium structure without flow,²⁹ while a peak at $\theta = \pi$ indicates parallel alignment of bundles along the flow direction. For rodlike polymers ($L_p/L = 5$), the peak at $\theta = \pi$ is much more pronounced, as expected for bundles. Peaks at $\theta = \pi/3$ and $2\pi/3$ are also present for rodlike polymers, which implies that the initial scaffold-like connectivity is not completely lost.

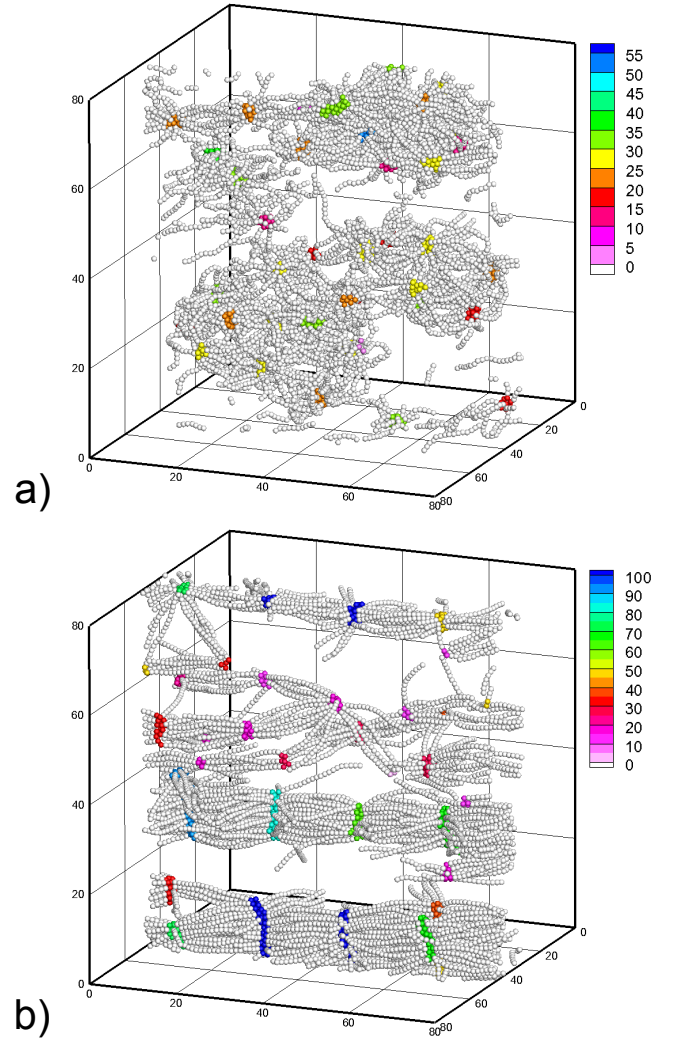


FIG. 4. Shear-induced structures at low shear rate (Wi) for the end-attraction strength $\epsilon/k_B T = 4$, and different persistence lengths, (a) $L_p/L = 1/2$, $Wi = 2.4$ and (b) $L_p/L = 5$, $Wi = 5.1$. Only beads with the slice $30 \leq z/a \leq 50$ are shown. The color code corresponds to the number of adjacent ends. (Multimedia view)

C. Rheology

The structural rearrangement under shear flow affects the rheological properties of the system.^{1,71} Figure 7 shows average monomer velocity profiles along the flow-gradient direction for $L_p/L = 1/2$ and $\epsilon/k_B T = 4$. The flow profiles are non-monotonic for shear rates $Wi \lesssim 5$, which has also been observed in previous studies of rodlike polymers.³⁰ The bands in the velocity profile can be understood as a consequence of the structural inhomogeneity under shear flow. The low-shear-rate regions correspond to polymer-rich domains, where a densified network resists the applied shear. In contrast, polymer-poor domains can flow easily, which yields high-shear-rate regions. For higher shear rates, the velocity profile

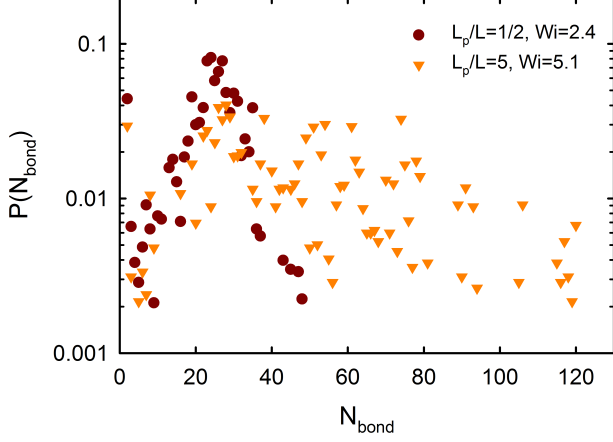


FIG. 5. Distributions of the coordination number for the end-attraction strength $\varepsilon/k_B T = 4.0$ and the persistence lengths $L_p/L = 1/2, 5$.

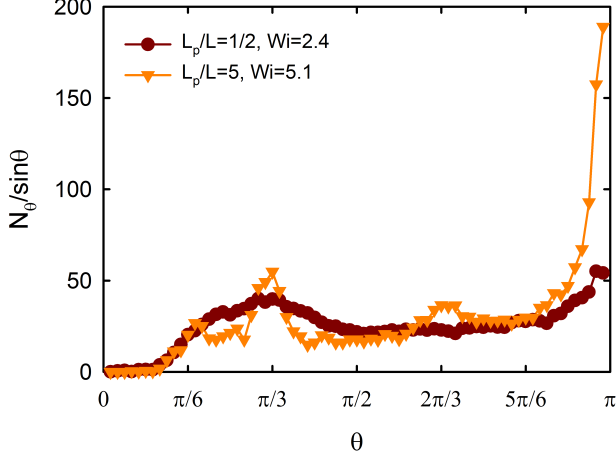


FIG. 6. Number of angles θ between bundles for the end-attraction strength $\varepsilon/k_B T = 4.0$ and the persistence lengths $L_p/L = 1/2, 5$.

becomes smoother and we observe a linear monotonic profile for $Wi = 48$. Here, the structural integrity is lost and polymers are aligned along the flow direction (cf. Fig. 1). For both, rodlike³⁰ and semiflexible polymers, a monotonic velocity profile is observed for weak end-attraction strengths ($\varepsilon/k_B T < 3$), where the network is either not formed or not strong enough to resist flow.

We present the polymer contribution to the shear viscosity η_p as a function of shear rate in Fig. 8. The polymer contribution to the shear stress σ_p is determined by the virial expression

$$\sigma_p = -\frac{1}{V} \sum_k F_{x,k}^p r_{y,k}, \quad (7)$$

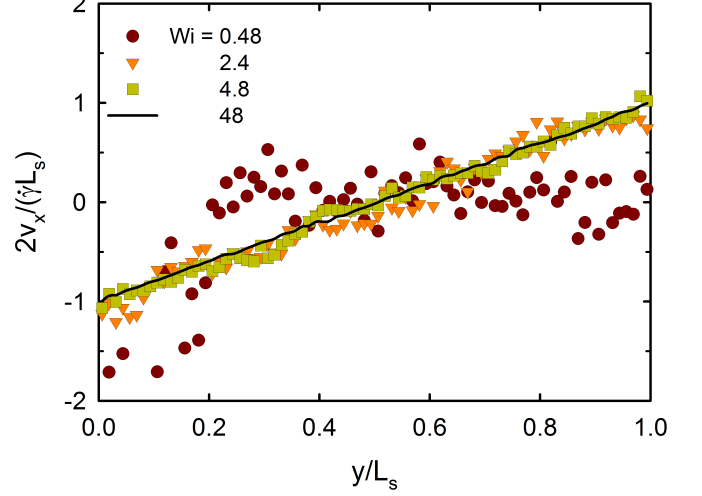


FIG. 7. Velocity profiles for the persistence length $L_p/L = 1/2$, the end-attraction strength $\varepsilon/k_B T = 4$, and various shear rates.

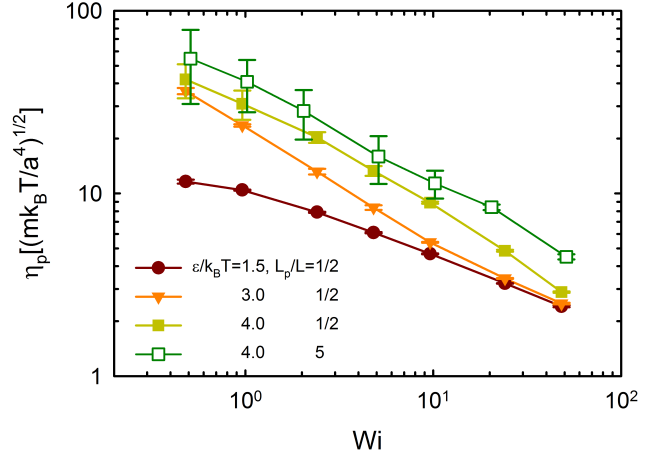


FIG. 8. Shear viscosity (η_p) as a function of shear rate for different persistence lengths and end-attraction strengths.

where the forces \mathbf{F}^p follow from the potentials of Eqs. (3), (4), and (5).^{72,73} The viscosity is then calculated as $\eta_p = \sigma_p/\dot{\gamma}$. For semiflexible polymers ($L_p/L = 1/2$), the viscosity increases with increasing attraction strength for all shear rates (cf. Fig. 8). In particular, for $\varepsilon/k_B T = 4$, the viscosity of systems of rodlike networks ($L_p/L = 5$) is somewhat larger than those comprised of semiflexible polymers ($L_p/L = 1/2$). Evidently, the rodlike nature enhances polymer end contacts, and thus, leads to more stable structures. The systems exhibit shear-thinning behavior for the range of applied shear rates, and a Newtonian plateau is observed for weak end-attraction strength ($\varepsilon/k_B T = 1.5$) at low shear rates.

The shear stress σ_p in the small-strain region $\dot{\gamma}t \lesssim 10$ is

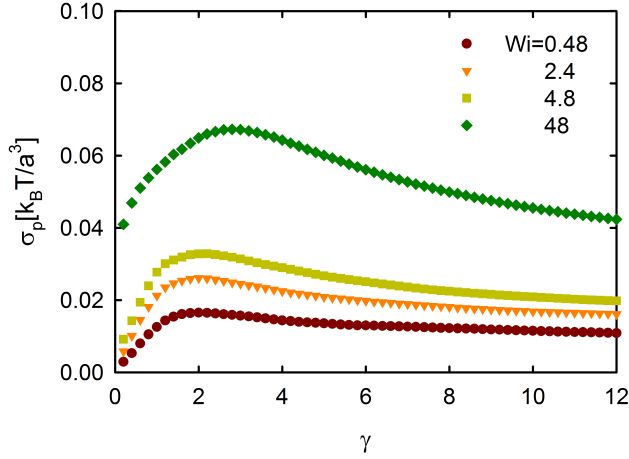


FIG. 9. Shear stress as a function of strain $\gamma = \dot{\gamma}t$ in the small-strain region for the persistence length $L_p/L = 1/2$, the end-attraction strength $\varepsilon/k_B T = 4$, and various shear rates.

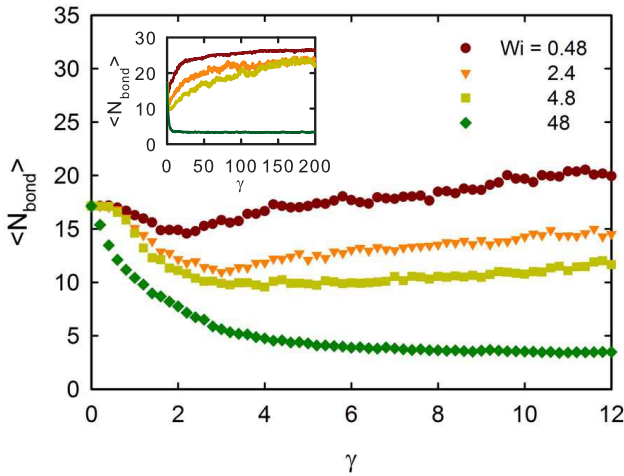


FIG. 10. Average coordination number as a function of strain $\gamma = \dot{\gamma}t$ in the small-strain region for the persistence length $L_p/L = 1/2$, the end-attraction strength $\varepsilon/k_B T = 4$, and various shear rates. The inset shows the number including large-strain region.

plotted in Fig. 9 for $\varepsilon/k_B T = 4$. The stress increases initially in a linear manner. The end of this elastic regime is reached at the strain $\gamma \approx 1$. For larger strains, the network deforms plastically and reaches its maximum strength for $\gamma \approx 2$. For even larger strains, the stress decreases again. The initial elastic response and yield suggests that there is no Newtonian viscosity plateau for large attraction strengths. To shed light on the structural change in the vicinity of the maximum strength, we present the average coordination number as a function of strain in Fig. 10. Initially ($\gamma < 0.5$), $\langle N_{\text{bond}} \rangle$ is

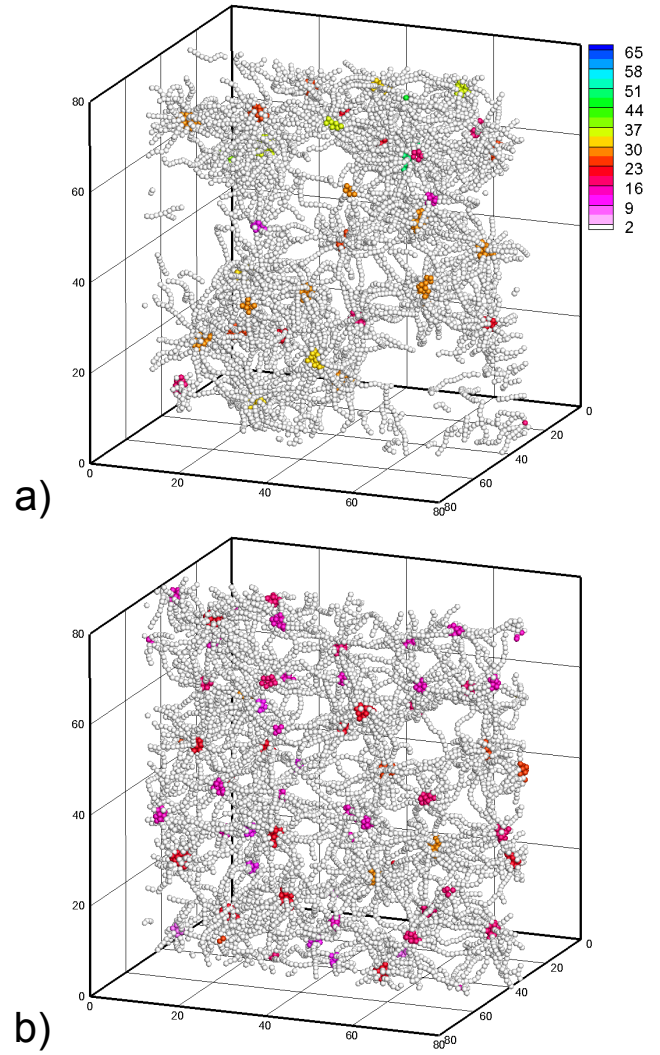


FIG. 11. Polymer configurations after cessation of flow for the persistence length $L_p/L = 1/2$ and the end-attraction strength $\varepsilon/k_B T = 4$. Polymers are relaxed without flow after sheared with (a) $Wi = 2.4$ and (b) $Wi = 48$. Only beads with the slice $30 \leq z/a \leq 50$ are shown. The color code corresponds to the number of adjacent ends.

constant for low shear rates ($Wi \lesssim 5$). In this regime, the network structure is stable and the deformation energy is stored, i.e., the structure behaves elastically. As strain increases, $\langle N_{\text{bond}} \rangle$ starts to decrease and reaches a minimum at $\gamma \approx 2$, where the network structure breaks up. For $\gamma > 2$, $\langle N_{\text{bond}} \rangle$ increases again slowly (cf. inset of Fig. 10), which implies that shear-induced aggregates form. For high shear rates ($Wi \gtrsim 10$), $\langle N_{\text{bond}} \rangle$ decreases monotonically and an asymptotic low steady-state value is assumed. Here, the network breaks up continuously as shear flow is applied.

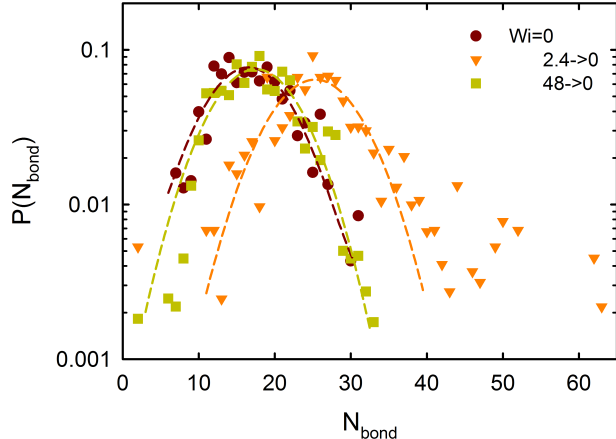


FIG. 12. Distributions of the coordination number after cessation of flow for the persistence length $L_p/L = 1/2$ and the end-attraction strength $\varepsilon/k_B T = 4$. Polymers are relaxed without flow after sheared with different shear rates. The dashed lines are fits to guide the eye, with a Gaussian function

D. Relaxation after Shear Cessation

In order to elucidate the uniqueness of the observed structures, we allow the shear-induced structures to relax after cessation of flow. Figure 11 shows snapshots of structures after relaxation from initially sheared states for $L_p/L = 1/2$ and $\varepsilon/k_B T = 4$. Shear-induced aggregates, which are formed at low shear rates ($Wi = 2.4$) remain after relaxation, and the initial scaffold-like network structure is not fully recovered. When the structural connectivity is fully destroyed for larger shear rates ($Wi = 48$), the system relaxes back to a scaffold-like network. The coordination number distributions for the two structures are shown in Fig. 12. In addition, the distribution of N_{bond} of the initial, non-sheared structure is displayed. The recovered structure after high shear rates ($Wi = 48 \rightarrow Wi = 0$) shows a similar distribution of the coordination number as the initial scaffold-like network. However, the coordination number is clearly larger for the relaxed structure after application of a low shear rate ($Wi = 2.4 \rightarrow Wi = 0$). Here, a new (equilibrium) structure is formed, which is at least metastable.

Our studies of networks with weak end-attraction strengths ($\varepsilon/k_B T < 3$) reveal that the scaffold-like network structure is recovered after relaxation regardless of pre-applied shear rate. The dependence of the network structure on the initial configuration for strong end-attraction ($\varepsilon/k_B T \geq 4$) has also been observed at equilibrium.²⁹ Hence, care has to be taken on equilibrated state of the system.

IV. CONCLUSION

The nonequilibrium structural and dynamical properties of end-functionalized semiflexible polymer suspensions have been investigated by mesoscale hydrodynamic simulations. Under flow, the scaffold-like network structure of polymers breaks up and densified aggregates are formed at low shear rates, while the structural integrity is completely lost at high shear rates. We find that network deformation is strongly affected by the polymer flexibility. Shear-induced aggregates, which are formed at low shear rates and strong end-attraction, show different structures depending on the polymer flexibility. For semiflexible polymers, the scaffold network breaks up under shear and micellar structures are formed. In contrast, rodlike polymers are more strongly aligned along the flow direction and form thick bundles of smectic-like stacks. For high attraction strengths $\varepsilon/k_B T \gtrsim 4$, we find that shear-induced dense aggregates remain after relaxation, while the system relaxes back to a scaffold-like network when the structural connectivity is fully destroyed under high shear. For lower attraction strengths, the equilibrium structure is fully recovered.

Our studies shed new light on the nonequilibrium properties of self-organized scaffold structures, specifically their formation and deformation under flow. We expect this knowledge to be useful and provide the basis for further theoretical and experimental studies of such systems.

ACKNOWLEDGMENTS

Financial support of the project by the EU through FP7-Infrastructure ESMI (Grant No.262348) is gratefully acknowledged.

- ¹J. Vermant and M. J. Solomon, "Flow-induced structure in colloidal suspensions," *J. Phys.: Condens. Matter* **17**, R187 (2005).
- ²S. C. Glotzer and M. J. Solomon, "Anisotropy of building blocks and their assembly into complex structures," *Nat. Mater.* **6**, 557 (2007).
- ³F. Sciortino, "Gel-forming patchy colloids and network glass formers: thermodynamic and dynamic analogies," *Eur. Phys. J. B* **64**, 505 (2008).
- ⁴M. J. Solomon and P. T. Spicer, "Microstructural regimes of colloidal rod suspensions, gels, and glasses," *Soft Matter* **6**, 1391 (2010).
- ⁵Q. Chen, S. C. Bae, and S. Granick, "Directed self-assembly of a colloidal kagome lattice," *Nature* **469**, 381 (2011).
- ⁶B. Capone, I. Coluzza, F. LoVerso, C. N. Likos, and R. Blaak, "Telechelic star polymers as self-assembling units from the molecular to the macroscopic scale," *Phys. Rev. Lett.* **109**, 238301 (2012).
- ⁷B. Capone, I. Coluzza, R. Blaak, F. Lo Verso, and C. N. Likos, "Hierarchical self-assembly of telechelic star polymers: from soft patchy particles to gels and diamond crystals," *New J. Phys.* **15**, 095002 (2013).
- ⁸G.-R. Yi, D. J. Pine, and S. Sacanna, "Recent progress on patchy colloids and their self-assembly," *J. Phys.: Condens. Matter* **25**, 193101 (2013).

- ⁹K. Chaudhary, Q. Chen, J. J. Jurez, S. Granick, and J. A. Lewis, "Janus colloidal matchsticks," *J. Am. Chem. Soc.* **134**, 12901 (2012).
- ¹⁰A. Walther and A. H. E. Müller, "Janus particles: Synthesis, self-assembly, physical properties, and applications," *Chem. Rev.* **113**, 5194 (2013).
- ¹¹M. Nakata, G. Zanchetta, B. D. Chapman, C. D. Jones, J. O. Cross, R. Pindak, T. Bellini, and N. A. Clark, "End-to-end stacking and liquid crystal condensation of 6-to 20-base pair dna duplexes," *Science* **318**, 1276 (2007).
- ¹²F. Ilmain, T. Tanaka, and E. Kokufuta, "Volume transition in a gel driven by hydrogen bonding," *Nature* **349**, 400 (1991).
- ¹³T. Tanaka, I. Nishio, S.-T. Sun, and S. Ueno-Nishio, "Collapse of gels in an electric field," *Science* **218**, 467 (1982).
- ¹⁴W. A. Petka, J. L. Harden, K. P. McGrath, D. Wirtz, and D. A. Tirrell, "Reversible hydrogels from self-assembling artificial proteins," *Science* **281**, 389 (1998).
- ¹⁵L. Guo and E. Luijten, "Reversible gel formation of triblock copolymers studied by molecular dynamics simulation," *J. Polym. Sci., Part B: Polym. Phys.* **43**, 959 (2005).
- ¹⁶M. Das, H. Zhang, and E. Kumacheva, "Microgels: Old materials with new applications," *Annu. Rev. Mater. Res.* **36**, 117 (2006).
- ¹⁷A. Richter, G. Paschew, S. Klatt, J. Lienig, K. F. Arndt, and H. J. P. Adler, "Review on hydrogel-based ph sensors and micro-sensors," *Sensors* **8**, 561 (2008).
- ¹⁸J. Jagur-Grodzinski, "Polymeric gels and hydrogels for biomedical and pharmaceutical applications," *Polymer. Adv. Tech.* **21**, 27 (2010).
- ¹⁹T. Gruhn and H. Emmerich, "Simulation of stimuli-responsive polymer networks," *Chemosensors* **1**, 43 (2013).
- ²⁰E. M. White, J. Yatvin, J. B. Grubbs, J. A. Bilbrey, and J. Locklin, "Advances in smart materials: Stimuli-responsive hydrogel thin films," *J. Polym. Sci., Part B: Polym. Phys.* **51**, 1084 (2013).
- ²¹N. K. Reddy, Z. Zhang, M. P. Lettinga, J. K. G. Dhont, and J. Vermant, "Probing structure in colloidal gels of thermoreversible rodlike virus particles: Rheology and scattering," *J. Rheol.* **56**, 1153 (2012).
- ²²T. Annable, R. Buscall, R. Ettelaie, and D. Whittlestone, "The rheology of solutions of associating polymers: Comparison of experimental behavior with transient network theory," *J. Rheol.* **37**, 695 (1993).
- ²³Y. Séro, R. Aznar, G. Porte, J. F. Berret, D. Calvet, A. Collet, and M. Viguier, "Associating polymers: From flowers to transient networks," *Phys. Rev. Lett.* **81**, 5584 (1998).
- ²⁴P. G. Khalatur, A. R. Khokhlov, J. N. Kovalenko, and D. A. Mologin, "Molecular dynamics study of the solution of semiflexible telechelic polymer chains with strongly associating end-groups," *J. Chem. Phys.* **110**, 6039 (1999).
- ²⁵J. F. Berret and Y. Séro, "Evidence of shear-induced fluid fracture in telechelic polymer networks," *Phys. Rev. Lett.* **87**, 048303 (2001).
- ²⁶L. Pellens, R. G. Corrales, and J. Mewis, "General nonlinear rheological behavior of associative polymers," *J. Rheol.* **48**, 379 (2004).
- ²⁷N. Hosono, Y. Masubuchi, H. Furukawa, and T. Watanabe, "A molecular dynamics simulation study on polymer networks of end-linked flexible or rigid chains," *J. Chem. Phys.* **127**, 164905 (2007).
- ²⁸R. Chelakkot, R. Lipowsky, and T. Gruhn, "Novel low-density structure for hard rods with adhesive end groups," *Macromolecules* **39**, 7138 (2006).
- ²⁹J. S. Myung, F. Taslimi, R. G. Winkler, and G. Gompper, "Self-organized structures of attractive end-functionalized semiflexible polymer suspensions," *Macromolecules* **47**, 4118 (2014).
- ³⁰F. Taslimi, G. Gompper, and R. G. Winkler, "Scaffold structures by telechelic rodlike polymers: Nonequilibrium structural and rheological properties under shear flow," *Macromolecules* **47**, 6946 (2014).
- ³¹M. M. A. E. Claessens, R. Tharmann, K. Kroy, and A. R. Bausch, "Microstructure and viscoelasticity of confined semiflexible polymer networks," *Nat. Phys.* **2**, 186 (2006).
- ³²L. Ramos and C. Ligoure, "Structure of a new type of transient network: Entangled wormlike micelles bridged by telechelic polymers," *Macromolecules* **40**, 1248 (2007).
- ³³R. Chelakkot, R. Lipowsky, and T. Gruhn, "Self-assembling network and bundle structures in systems of rods and crosslinkers - a monte carlo study," *Soft Matter* **5**, 1504 (2009).
- ³⁴O. Lieleg, M. Claessens, and A. R. Bausch, "Structure and dynamics of cross-linked actin networks," *Soft Matter* **6**, 218 (2010).
- ³⁵O. Lieleg, J. Kayser, G. Brambilla, L. Cipelletti, and A. R. Bausch, "Slow dynamics and internal stress relaxation in bundled cytoskeletal networks," *Nat. Mater.* **10**, 236 (2011).
- ³⁶C. P. Broedersz and F. C. MacKintosh, "Modeling semiflexible polymer networks," *Rev. Mod. Phys.* **86**, 995 (2014).
- ³⁷A. Malevanets and R. Kapral, "Mesoscopic model for solvent dynamics," *J. Chem. Phys.* **110**, 8605 (1999).
- ³⁸T. Ihle and D. M. Kroll, "Stochastic rotation dynamics: A Galilean-invariant mesoscopic model for fluid flow," *Phys. Rev. E* **63**, 020201(R) (2001).
- ³⁹R. Kapral, "Multiparticle collision dynamics: Simulation of complex systems on mesoscales," *Adv. Chem. Phys.* **140**, 89 (2008).
- ⁴⁰G. Gompper, T. Ihle, D. Kroll, and R. Winkler, "Multi-particle collision dynamics: A particle-based mesoscale simulation approach to the hydrodynamics of complex fluids," *Adv. Polym. Sci.* **221**, 1 (2009).
- ⁴¹E. Tüzel, T. Ihle, and D. M. Kroll, "Dynamic correlations in stochastic rotation dynamics," *Phys. Rev. E* **74**, 056702 (2006).
- ⁴²C.-C. Huang, G. Gompper, and R. G. Winkler, "Hydrodynamic correlations in multiparticle collision dynamics fluids," *Phys. Rev. E* **86**, 056711 (2012).
- ⁴³R. G. Winkler, K. Mussawisade, M. Ripoll, and G. Gompper, "Rod-like colloids and polymers in shear flow: a multi-particle-collision dynamics study," *J. Phys.: Condens. Matter* **16**, S3941 (2004).
- ⁴⁴C.-C. Huang, R. G. Winkler, G. Sutmann, and G. Gompper, "Semidilute polymer solutions at equilibrium and under shear flow," *Macromolecules* **43**, 10107 (2010).
- ⁴⁵C.-C. Huang, G. Gompper, and R. G. Winkler, "Effect of hydrodynamic correlations on the dynamics of polymers in dilute solution," *J. Chem. Phys.* **138**, 144902 (2013).
- ⁴⁶A. Malevanets and J. M. Yeomans, "Dynamics of short polymer chains in solution," *Europhys. Lett.* **52**, 231 (2000).
- ⁴⁷M. Ripoll, K. Mussawisade, R. G. Winkler, and G. Gompper, "Low-Reynolds-number hydrodynamics of complex fluids by Multi-Particle-Collision dynamics," *Europhys. Lett.* **68**, 106 (2004).
- ⁴⁸K. Mussawisade, M. Ripoll, R. G. Winkler, and G. Gompper, "Dynamics of polymers in a particle-based mesoscopic solvent," *J. Chem. Phys.* **123**, 144905 (2005).
- ⁴⁹S. Frank and R. G. Winkler, "Polyelectrolyte electrophoresis: Field effects and hydrodynamic interactions," *Europhys. Lett.* **83**, 38004 (2008).
- ⁵⁰L. Jiang, N. Watari, and R. G. Larson, "How accurate are stochastic rotation dynamics simulations of polymer dynamics?" *J. Rheol.* **57**, 1177 (2013).
- ⁵¹S. H. Lee and R. Kapral, "Friction and diffusion of a Brownian particle in a mesoscopic solvent," *J. Chem. Phys.* **121**, 11163 (2004).
- ⁵²M. Hecht, J. Harting, T. Ihle, and H. J. Herrmann, "Simulation of claylike colloids," *Phys. Rev. E* **72**, 011408 (2005).
- ⁵³J. T. Padding and A. A. Louis, "Hydrodynamic interactions and brownian forces in colloidal suspensions: Coarse-graining over time and length scales," *Phys. Rev. E* **74**, 031402 (1995).
- ⁵⁴M. Ripoll, P. Holmqvist, R. G. Winkler, G. Gompper, J. K. G. Dhont, and M. P. Lettinga, "Attractive colloidal rods in shear flow," *Phys. Rev. Lett.* **101**, 168302 (2008).
- ⁵⁵A. Wysocki, C. P. Royall, R. G. Winkler, G. Gompper, H. Tanaka, A. van Blaaderen, and H. Lowen, "Direct observation of hydrodynamic instabilities in a driven non-uniform colloidal

- dispersion,” *Soft Matter* **5**, 1340 (2009).
- ⁵⁶J. K. Whitmer and E. Luijten, “Fluid-solid boundary conditions for multiparticle collision dynamics,” *J. Phys.: Condens. Matter* **22**, 104106 (2010).
- ⁵⁷T. Franosch, M. Grimm, M. Belushkin, F. M. Mor, G. Foffi, L. Forró, and S. Jeney, “Resonances arising from hydrodynamic memory in Brownian motion,” *Nature* **478**, 85 (2011).
- ⁵⁸S. P. Singh, R. G. Winkler, and G. Gompper, “Nonequilibrium forces between dragged ultrasoft colloids,” *Phys. Rev. Lett.* **107**, 158301 (2011).
- ⁵⁹H. Noguchi and G. Gompper, “Shape transitions of fluid vesicles and red blood cells in capillary flows,” *Proc. Natl. Acad. Sci. USA* **102**, 14159 (2005).
- ⁶⁰J. L. McWhirter, H. Noguchi, and G. Gompper, “Flow-induced clustering and alignment of vesicles and red blood cells in microcapillaries,” *Proc. Natl. Acad. Sci. USA* **106**, 6039 (2009).
- ⁶¹P. de Buyl and R. Kapral, “Phoretic self-propulsion: a mesoscopic description of reaction dynamics that powers motion,” *Nanoscale* **5**, 1337 (2013).
- ⁶²J. Elgeti, R. G. Winkler, and G. Gompper, “Physics of microswimmers—single particle motion and collective behavior: a review,” *Rep. Prog. Phys.* **78**, 056601 (2015).
- ⁶³J. Hu, M. Yang, G. Gompper, and R. G. Winkler, “Modelling the mechanics and hydrodynamics of swimming *e. coli*,” *Soft Matter* (2015), 10.1039/c5sm01678a.
- ⁶⁴C. J. Pipe and G. H. McKinley, “Microfluidic rheometry,” *Mech. Res. Commun.* **36**, 110 (2009).
- ⁶⁵A. Malevanets and R. Kapral, “Solute molecular dynamics in a mesoscale solvent,” *J. Chem. Phys.* **112**, 7260 (2000).
- ⁶⁶M. P. Allen and D. J. Tildesley, *Computer simulation of liquids* (Oxford University Press, Oxford, 1987).
- ⁶⁷E. Westphal, S. Singh, C.-C. Huang, G. Gompper, and R. G. Winkler, “Multiparticle collision dynamics: {GPU} accelerated particle-based mesoscale hydrodynamic simulations,” *Comput. Phys. Comm.* **185**, 495 (2014).
- ⁶⁸R. G. Winkler, “Conformational and rheological properties of semiflexible polymers in shear flow,” *J. Chem. Phys.* **133**, 164905 (2010).
- ⁶⁹H. Tabuteau, S. Mora, G. Porte, M. Abkarian, and C. Ligoure, “Microscopic mechanisms of the brittleness of viscoelastic fluids,” *Phys. Rev. Lett.* **102**, 155501 (2009).
- ⁷⁰C. Ligoure and S. Mora, “Fractures in complex fluids: the case of transient networks,” *Rheol. Acta* **52**, 91 (2013).
- ⁷¹J. Sprakel, E. Spruijt, J. van der Gucht, J. T. Padding, and W. J. Briels, “Failure-mode transition in transient polymer networks with particle-based simulations,” *Soft Matter* **5**, 4748 (2009).
- ⁷²M. Doi and S. F. Edwards, *The Theory of Polymer Dynamics* (Oxford University Press, New York, 1986).
- ⁷³R. G. Winkler and C.-C. Huang, “Stress tensors of multiparticle collision dynamics fluids,” *J. Chem. Phys.* **130**, 074907 (2009).