

# Key role of asymmetric interactions in low-dimensional heat transport

Shunda Chen<sup>1</sup>, Yong Zhang<sup>1</sup>, Jiao Wang<sup>1</sup>, Hong Zhao<sup>1,2,1,2</sup>

<sup>1</sup>*Department of Physics and Institute of Theoretical Physics and Astrophysics,  
Xiamen University, Xiamen 361005, Fujian, China*

<sup>2</sup>*Collaborative Innovation Center of Chemistry for Energy Materials,  
Xiamen University, Xiamen 361005, Fujian, China\**

(Dated: June 21, 2021)

We study the heat current autocorrelation function (HCAF) in one-dimensional, momentum-conserving lattices. In particular, we explore if there is any relation between the decaying characteristics of the HCAF and asymmetric interparticle interactions. The Lennard-Jones model is intensively investigated in view of its significance to applications. It is found that in wide ranges of parameters, the HCAF decays faster than power-law manners, and in some cases it decays even exponentially. Following the Green-Kubo formula, the fast decay of HCAF implies the convergence of heat conductivity, which is also corroborated by numerical simulations. In addition, with a comparison to the Fermi-Pasta-Ulam- $\beta$  model of symmetric interaction, the HCAF of the Fermi-Pasta-Ulam- $\alpha$ - $\beta$  model of asymmetric interaction is also investigated. Our study suggests that, in certain ranges of parameters, the decaying behavior of the HCAF is correlated to the asymmetry degree of interaction.

PACS numbers: 05.60.Cd, 44.10.+i, 05.20.Jj, 51.20.+d

## INTRODUCTION

How a fluctuation relaxes in the equilibrium state is very important, not only in its own right, but also because it governs the transport behavior of a system in a nonequilibrium state. Relaxation of a fluctuation is characterized by the corresponding correlation function, and according to the linear Boltzmann and Enskog equations, if a system is not in a critical region, in general its correlation functions are believed to decay exponentially at long times [1, 2]. Consequently, the integral of a flux autocorrelation function, which appears in the Green-Kubo formula, converges and thus guarantees a size-independent transport coefficient [3]. Until the late 1960s, the viewpoint that correlation functions decay exponentially had been prevailing. However, after Alder and Wainwright [4] numerically evidenced the long-time tail of velocity autocorrelation in gas models in 1970, extensive analytical and numerical studies suggested that in one-dimensional (1D) and two-dimensional (2D) momentum-conserving systems, the heat current autocorrelation function (HCAF) generally decays in power-law manners instead. (See Refs. [5–7] for reviews and more literatures.) The HCAF is defined as

$$C(t) \equiv \langle J(0)J(t) \rangle, \quad (1)$$

where  $\langle \cdot \rangle$  denotes the equilibrium thermodynamic average and  $J(t)$  is the total heat current. For 1D momentum-conserving systems, a recent analytical study has summarized that  $C(t) \sim t^{-\gamma}$  with  $\gamma = 1/2$  and  $\gamma = 2/3$ , respectively, for systems with symmetric and asymmetric interparticle interactions [8]. For 2D momentum-conserving systems [6, 9], the decaying exponent is  $\gamma = 1$ . An important consequence of the power-law decay is the divergence of the heat conductivity for  $\gamma \leq 1$  following the Green-Kubo formula [3, 6]

$$\kappa = \frac{1}{k_B T^2 d} \lim_{\tau \rightarrow \infty} \lim_{V \rightarrow \infty} \frac{1}{V} \int_0^\tau C(t) dt. \quad (2)$$

Here  $\kappa$ ,  $T$ ,  $d$ , and  $V$  are, respectively, the heat conductivity, the temperature, the dimension, and the volume of the system, and  $k_B$  is the Boltzmann constant. It implies that low dimensional (i.e., 1D or 2D) materials, such as nanowires and graphene flakes, may possess an anomalous thermal transport property. At present, this viewpoint — that the HCAF of low dimensional momentum-conserving systems generally decays in power-law manners — is a mainstream viewpoint that has also been accepted by experimentalists.

Nevertheless, in a recent numerical study [10], it has been found that in 1D momentum-conserving lattices with asymmetric interparticle interactions, the heat conductivity may turn out to be independent of the system size. This finding implies that in such a system, the HCAF may decay faster than power-law manners, or in a power-law manner but with  $\gamma > 1$ . Later, faster decay has also been observed in several other 1D momentum-conserving lattices with asymmetric interactions [11–13]. The faster decay behavior is in clear contrast with existing theories

and has significant importance. On one hand, it requires us to revisit the theories developed for low dimensional transport problem during last decades; On the other hand, it implies that realistic low dimensional materials, such as nanowires and graphene flakes, may still follow the well-known Fourier heat conduction law [14–16], because real materials usually show the thermal expansion effect, which is a consequence of asymmetric interparticle interactions. This problem hence deserves careful studies.

The purpose of this paper is to explore if there exists any link between asymmetric interparticle interactions and the decaying behavior of the HCAF in 1D momentum-conserving lattices. The model we focus on is the Lennard-Jones (L-J) lattices, whose interaction asymmetry degree depends on both the temperature and a pair of system parameters. We show that in wide ranges of temperature and system parameters, this model has a high asymmetry degree and the HCAF decays faster than any power-law manners. Nonequilibrium simulations also confirm that it has a size-independent heat conductivity. The Fermi-Pasta-Ulam- $\alpha$ - $\beta$  (FPU- $\alpha$ - $\beta$ ) model is also studied. This model has asymmetric interaction but faster decay of its HCAF has not been reported yet [13, 17–19]. Our analysis shows that in clear contrast to intuition, the effects of asymmetric interactions, such as thermal expansion, do not vanish in the low temperature regime; rather, it becomes even stronger in some sense. In this regime, fast decay of the HCAF, that may lead to normal heat conduction, is observed as well. To make a comparison, we also study the HCAF of the Fermi-Pasta-Ulam- $\beta$  (FPU- $\beta$ ) model of symmetric interaction, in such a low temperature regime. Our results suggest that under proper conditions, asymmetric interactions may lead to the fast decay of the HCAF, i.e., certain correlation may exist between fast decay of the HCAF and asymmetric interactions. This finding could be a helpful clue for further studies on the HCAF. As the two lattice models of asymmetric interactions (L-J model and FPU- $\alpha$ - $\beta$ ) are general in some sense, we suspect such correlation may also be found in other asymmetric lattices with proper parameter values. Nevertheless, we point out that at present the exact conditions for observing such correlation are not clear yet, and it would be risky to interpret such correlation as a cause-effect relationship. These problems deserve more efforts and should be clarified in future.

We adopt molecular dynamics studies for our aim here. At present numerical analysis plays an important role in studying the heat conduction properties of low dimensional systems. Although the problem can be dealt with analytically, certain approximations and assumptions have to be resorted to. For example, in analytical studies, it has been generally assumed that all slow variables of relevance for the long-time behavior of hydrodynamics and the related time correlation functions are the long-wavelength Fourier components of the conserved quantities' densities [8]. For this reason, particular attention must be paid when analytical results are compared with simulation and experiment results [17]. As to experimental studies, despite the fact that in recent years it has become technically feasible to measure the heat conductivity of low dimensional materials, the accessible precision is still far away for drawing convincing conclusions. In addition, realistic materials studied in laboratories, such as nanowires and graphene flakes, may not be genuine 1D and 2D objects, considering their possible transverse motions. Hence, how to control or evaluate the effects of the transverse motions turns out to be a new experimental challenge. In contrast, the molecular dynamics method does not suffer from any of these problems. However, it has its own difficulty: the finite-size effect, which often makes it hard to reach consensus on the simulation results [20]. Inevitably, our study in this paper will also face the doubt whether our results can be extrapolated to the thermodynamic limit. Regarding to this concern, by taking the FPU- $\alpha$ - $\beta$  model as an example, we will show that, even though the Fourier heat conduction behavior observed with finite system sizes does not hold up to an infinite system eventually, it does hold up to a physically meaningful macroscopic system.

In the following we shall first describe the lattice model of Lennard-Jones potential and present the simulation results; then we shall turn to the asymmetric, Fermi-Pasta-Ulam- $\alpha$ - $\beta$  (FPU- $\alpha$ - $\beta$ ) model. A brief summary and discussion will be presented in the last section.

## LENNARD-JONES LATTICES

The Lennard-Jones (L-J) potential has been widely adopted in modeling realistic materials. It is asymmetric with respect to the equilibrium point, and our study has shown that in 1D lattices with L-J potentials, the HCAF can decay faster than power-law manners [11]. This finding is in clear contrast to the well known theoretical prediction of the power-law decay.

The Hamiltonian of a 1D lattice with the nearest neighboring coupling can be written as

$$H = \sum_i \frac{p_i^2}{2m_i} + U(x_i - x_{i-1} - 1), \quad (3)$$

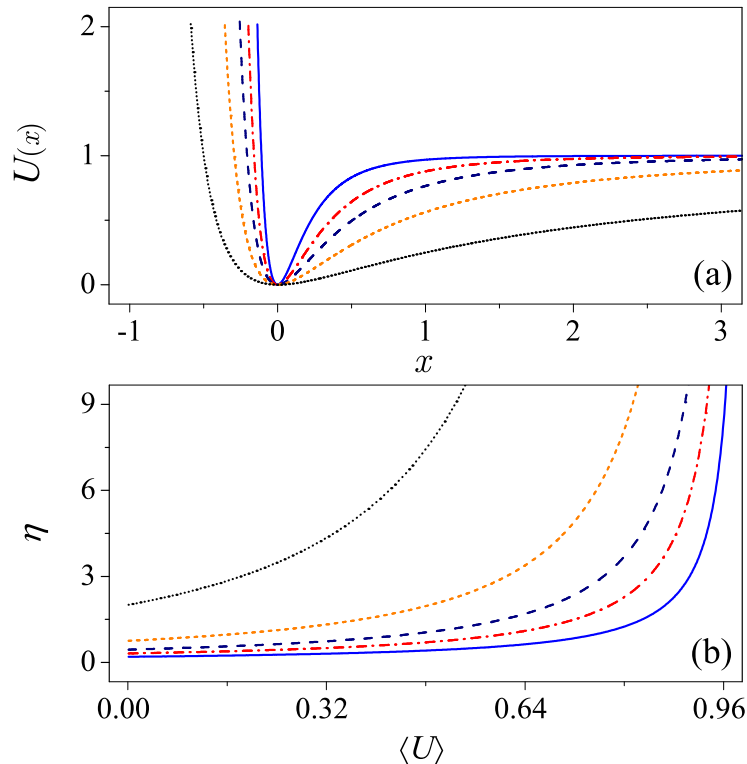


FIG. 1: Plots of the Lennard-Jones potential function (a) and its asymmetry degree (b) at various parameter sets. From top to bottom in (a) but reversely in (b), the curves are for  $(m, n) = (12, 6)$ ,  $(8, 4)$ ,  $(6, 3)$ ,  $(4, 2)$ , and  $(2, 1)$ , respectively.

where  $p_i$ ,  $x_i$ ,  $m_i$ , and  $U$  represent, respectively, the momentum, the position, the mass of the  $i$ th particle and the potential between two neighboring particles. For both models we study in the following, we assume that all the component particles are identical and have unit mass; i.e.,  $m_i = 1$ . The lattice constant is set to be unity so that the system length  $L$  equals the particle number  $N$ . In our simulations for the HCAF, the periodic boundary condition is imposed, and the total momentum of the system is set to be zero. Note that in 1D lattices, if there is no steady motion (i.e., the total momentum is zero), then the heat current equals the energy current [6]; Hence our results can be extended to the energy current straightforwardly. We consider the total heat current defined as  $J \equiv \sum_i \dot{x}_i \frac{\partial U}{\partial x_i}$  [21]. To numerically measure the heat current in the equilibrium state, the system is first evolved from an appropriately assigned random initial condition for a long enough time ( $> 10^8$  in our simulations) to ensure that it has relaxed to the equilibrium state, then the total heat current at ensuing times is measured. The energy density, or the energy per particle, denoted by  $\langle E_i \rangle$ , is determined by the initial condition and is conserved during the simulation. At the low temperature regime, by using the Virial theorem, we have  $k_B T \approx \langle E_i \rangle \approx 2\langle U_i \rangle$ , where  $\langle U_i \rangle$  is the averaged potential energy per particle at the equilibrium state. (Note that this relation holds only when the harmonic term dominates the potential; hence only applies at the low temperature regime.) The Boltzmann constant is set to be unity throughout.

The L-J potential we consider has the form  $U(x) = [(x+1)^{-m} - 2(x+1)^{-n} + 1]$ . It involves a pair of parameters,  $m$  and  $n$ , that control the asymmetry degree of the potential. Without loss of generality, in the following we fix  $m = 2n$  so that the minimum of  $U(x)$  is fixed at  $x = 0$ . The potential is asymmetric with respect to the equilibrium point [see Fig. 1(a)]. In order to compare the asymmetry degree for different  $(m, n)$  and at different temperatures, we introduce the following measure of the asymmetry degree:

$$\eta \equiv \frac{d}{d\langle U \rangle} (x_+ - |x_-|); \quad (4)$$

where  $x_+$  and  $x_-$  are, respectively, the right- and the left-side zero point of  $U(x) - \langle U \rangle = 0$ , with  $\langle U \rangle$  being the average potential energy between two neighboring particles, or the average potential energy per particle. Note that  $x_+ - |x_-|$  represents expansion and  $\eta$  is equivalent to the thermal expansion coefficient upon a factor of the heat

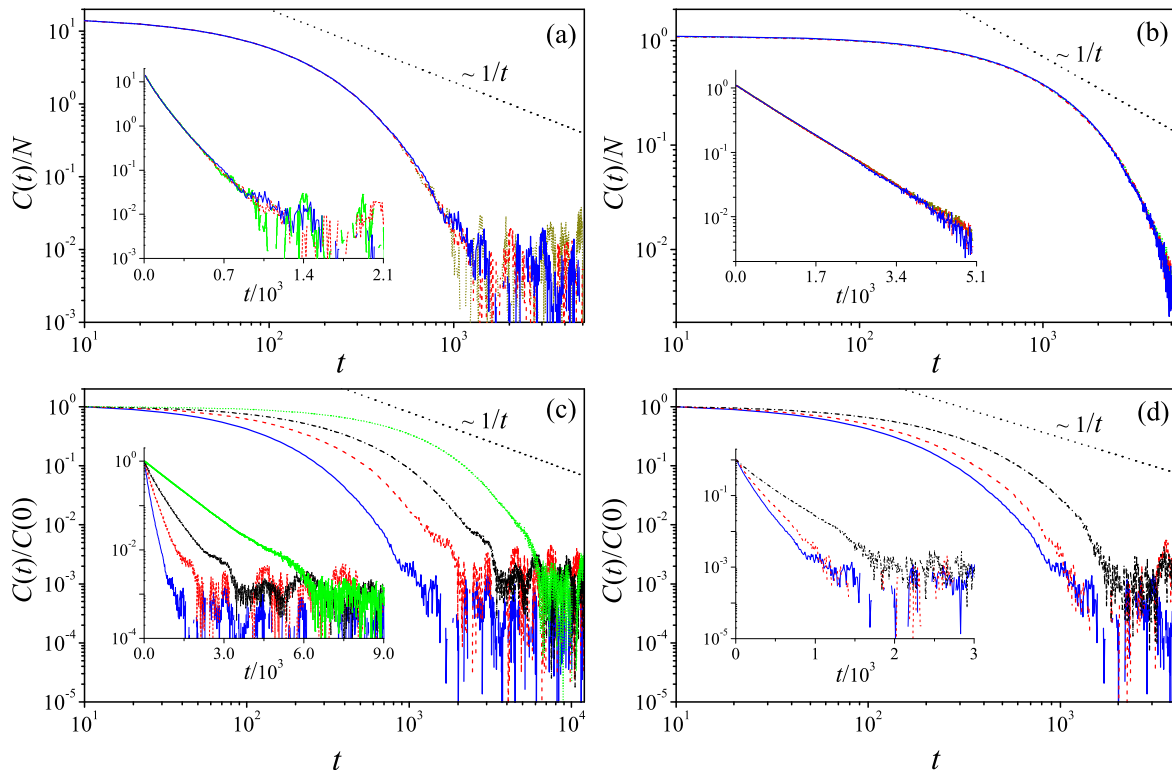


FIG. 2: The autocorrelation function of the heat flux in the 1D Lennard-Jones lattices. The inset in each panel is the same as the main panel but in the semi-log scale as a comparison. In (a), the results for  $(m, n) = (12, 6)$  and  $\langle E \rangle = 0.5$  are presented with  $N = 4096$  (short dotted line), 8192 (dashed line), and 16384 (solid line), respectively. The black dotted line indicates the scaling  $\sim 1/t$  for reference. (b) The same as (a) but for  $(m, n) = (2, 1)$  with  $N = 16384$  (short dotted line), 32768 (dashed line), and 65536 (solid line). (c) A comparison between the results for  $(m, n) = (12, 6)$ ,  $(8, 4)$ ,  $(6, 3)$ , and  $(2, 1)$  (from bottom to top) with  $N = 16384$  and  $\langle E \rangle = 0.5$ . (d) A comparison between the results for various energy density  $\langle E \rangle = 0.5, 1, \text{ and } 2$  (from bottom to top), with  $(m, n) = (12, 6)$  and  $N = 16384$ .

capacity [22]. As  $\eta$  captures and reflects thermal effects of asymmetric interactions, it is a natural and physically meaningful choice to measure the asymmetry degree. As Fig. 1(b) shows, the asymmetry degree of the L-J potential increases as the average potential energy  $\langle U \rangle$ , and for a fixed  $\langle U \rangle$  value it increases as the parameter pair  $(m, n)$  varies from  $(m, n) = (12, 6)$  to  $(m, n) = (2, 1)$ .

We will focus on the case of  $(m, n) = (12, 6)$ , the most frequently adopted parameters in literatures, but also discuss other values of  $(m, n)$  when it is in order. In Fig. 2 we show the simulation results of the HCAF. We have performed the finite-size effect analysis as outlined in Ref. [20] and found that in 1D L-J lattices, the finite-size effect is in fact negligible, which is very favorable for numerical studies of the HCAF. Thanks to this property, the asymptotic decaying behavior of  $C(t)$  can be reliably revealed even with a comparatively small system of  $N \approx 4 \times 10^3$  ( $N$  is the total number of particles in the system). To show this property, in Fig. 2(a) and (b) the HCAF at different system sizes are compared for  $(m, n) = (12, 6)$  and  $(m, n) = (2, 1)$ , respectively. The energy density  $\langle E \rangle$ , i.e., the average energy per particle, is fixed at  $\langle E \rangle = 0.5$ , which corresponds to the temperature of  $T \approx 0.55$  and the average potential energy per particle  $\langle U \rangle \approx 0.2$ . It can be seen that in both cases, all the curves of  $C(t)$  perfectly collapse onto one upon scaling by the system size  $N$ . This evidence strongly suggests that the finite-size effects are negligible for  $N > 4 \times 10^3$ . Note that the oscillating tails around zero for  $t > 10^3$  appear in Fig. 2(a) [also in Fig. 2(c) and Fig. 2(d)] are due to uncertainty of statistical average of  $J(0)J(t)$  [see Eq. (1)], and the negative parts of the oscillations are not shown as the vertical axis is in the logarithmic scale.

It shows clearly in Fig. 2(a) that the HCAF decays faster than any power-law manners. The inset presents the data in the semi-log scale, from which one can see that the decay manner is already very close to an exponential one. Fig. 2(b) shows the results for  $(m, n) = (2, 1)$ , and  $C(t)$  curves can be regarded as decaying exponentially with

certainty. It can be found from Fig. 1(b) that the L-J potential with  $(m, n) = (2, 1)$  has relatively higher asymmetry degree; we thus conjecture the higher the asymmetry degree is, the closer the decaying behavior of the HCAF tends to be exponential. To check this conjecture, in Fig. 2(c) we compare the HCAF for various  $(m, n)$  values. It shows that, as  $(m, n)$  varies from  $(12, 6)$  to  $(2, 1)$ , i.e., as the asymmetry degree increases [see Fig. 1(b)], the  $C(t)$  curve in the semi-log scale becomes straighter and straighter [see the inset of Fig. 2(c)], suggesting that the decaying behavior indeed tends to be exponential progressively.

As Fig. 1(b) shows, for a given parameter pair  $(m, n)$ , the asymmetry degree is controlled by the average potential energy per particle  $\langle U \rangle$ : it increases dramatically as the latter. As the temperature monotonically increases with  $\langle U \rangle$ , it implies that the temperature could also be correlated to the decaying behavior of the HCAF: For the L-J model at a higher temperature, the average potential per particle is higher and consequently, the potential's asymmetry degree would be higher [see Fig. 1(b)]. In Fig. 2(d) the temperature dependence of the decaying behavior of the HCAF is studied for  $(m, n) = (12, 6)$  with  $\langle E \rangle = 0.5, 1, \text{ and } 2$ . For these  $\langle E \rangle$  values, the corresponding temperature is  $T \approx 0.55, 1.2, \text{ and } 2.4$ , and the corresponding  $\langle U \rangle$  is about 0.2, 0.4, and 0.8. Again, the  $C(t)$  curve in the semi-log scale [see the inset of Fig. 2(d)] becomes straighter and straighter and at  $\langle E \rangle = 1$ , it has already become a perfect exponential function. This again confirms that the decaying behavior of the HCAF is correlated to the asymmetry degree. Following the Green-Kubo formula [see Eq. (2)], the fact that  $C(t)$  decays faster than the power law of  $\sim t^{-1}$  suggests that the integral of  $C(t)$  is convergent. In addition, for  $N > 4 \times 10^3$ , the fact that  $C(t)/N$  curves for different system sizes agree with each other as shown in Fig. 2(a) and (b) implies that the thermal conductivity does not depend on the system size. In Fig. 3, we present the heat conductivity given by the Green-Kubo formula. Note that in order to get rid of the possible finite-size effect, a practical procedure for obtaining the heat conductivity at a given system size  $N$ , denoted by  $\kappa_{GK}(N)$ , is to truncate the time integration in the Green-Kubo formula [6, 23] up to the time  $\tau_{tr}(N) = N/(2v_s)$  ( $v_s$  is the sound speed of the system) [20]; i.e.,

$$\kappa_{GK}(N) = \frac{1}{k_B T^2} \int_0^{\tau} \frac{C(t)}{N} dt. \quad (5)$$

It can be seen from Fig. 3 that  $\kappa_{GK}$  increases as  $N$  for  $N < 4 \times 10^3$  but gets saturated for larger  $N$ , which is in good consistence with the results of  $C(t)/N$  [see Fig. 2(a)].

To further verify the convergence of the heat conductivity, we have also computed it directly by using the nonequilibrium simulations: Two Langevin heat baths [7] with temperatures  $T_+ = 0.7$  and  $T_- = 0.4$ , respectively, are connected to the two ends of an L-J lattice. After the stationary state is established, the heat conductivity is evaluated by assuming the Fourier law  $j = -\kappa dT/dx$ , where  $j \equiv \langle J \rangle / N$ , and  $dT/dx \equiv (T_+ - T_-) / N$  is the temperature gradient along the lattice. The results (denoted by  $\kappa_{neq}$ ) are also presented in Fig. 3 for a close comparison. Again, the heat conductivity measured in this way tends to saturate and the value it tends to is the same as that obtained by integrating the HCAF with the Green-Kubo formula.

To summarize, 1D L-J lattices obey the Fourier law at large system sizes, and their HCAF decay faster than power-law manners. This conclusion is not affected by the finite-size effects.

### FPU- $\alpha$ - $\beta$ LATTICES

The potential of the 1D FPU- $\alpha$ - $\beta$  model is  $U(x) = x^2/2 - \alpha x^3/3 + \beta x^4/4$ , where the two parameters  $\alpha$  and  $\beta$  determine, respectively, the asymmetric and the symmetric nonlinear term. As our aim is to investigate the effects induced by the asymmetric term, we fix  $\beta = 1$  throughout. Fig. 4(a) shows the potential for three different values of  $\alpha$ , and Fig. 4(b) shows the corresponding result of the asymmetry degree.

From Fig. 4(b) it can be seen that the FPU- $\alpha$ - $\beta$  model is quite different from the L-J model: Though in general the asymmetry degree increases as  $\alpha$ , it generally decreases and tends to zero as the average potential energy  $\langle U \rangle$  increases. In addition, for larger  $\alpha$  the asymmetry degree may depend on  $\langle U \rangle$  in a nonmonotonic manner as in the case of  $\alpha=1.5$ . At the first glance, these results seem to contradict to our intuition; e.g., when the temperature tends to zero,  $\langle U \rangle$  decreases accordingly, and the potential energy represented by the quadratic term in the potential function would become dominant. For this reason, one may expect that the physical properties of the FPU- $\alpha$ - $\beta$  model would converge to those of a harmonic lattice. However, we would like to point out that, for some nonlinear effects, such as thermal expansion, the cubic term in the potential function is always the leading term; hence whether a nonlinear effect is non-negligible in the low temperature limit depends on if it could stand out from the linear effect. As far as thermal expansion is concerned, in the low temperature limit the thermal expansion coefficient tends to be a temperature independent constant proportional to  $g/c^2$  with  $g$  and  $c$  being, respectively, the coefficient of the cubic

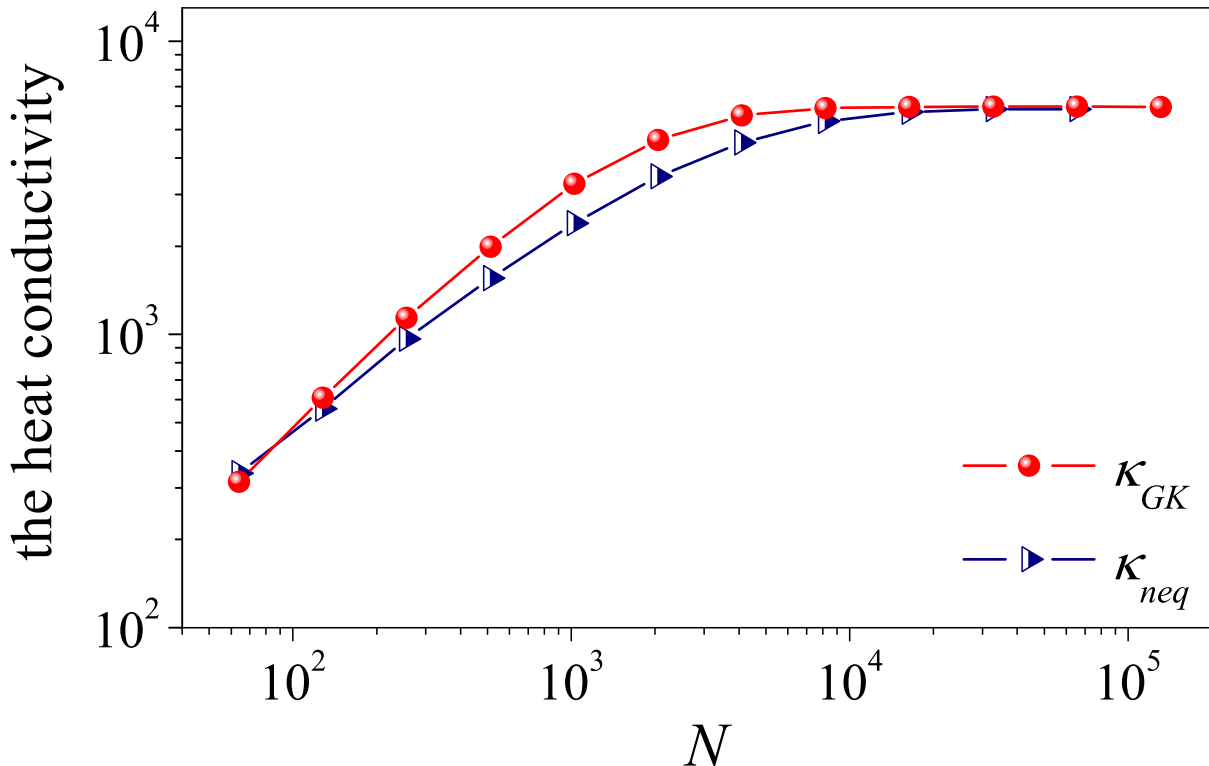


FIG. 3: The system size dependence of the heat conductivity obtained by using the Green-Kubo formula ( $\kappa_{GK}$ ) and the nonequilibrium settings ( $\kappa_{neq}$ ) for the Lennard-Jones lattices with  $(m, n) = (12, 6)$ . In the simulations of  $\kappa_{GK}$ , the average energy per particle is set to be  $\langle E \rangle = 0.5$ , corresponding to a system temperature of  $T \simeq 0.55$ . In the simulations of  $\kappa_{neq}$ , the temperatures of the heat baths are set to be  $T_+ = 0.7$  and  $T_- = 0.4$  so that the average temperature of the system is 0.55 as well.

and the quadratic term of the Taylor expansion of the given potential function (see Ref. [22]). For the FPU- $\alpha$ - $\beta$  model  $g/c^2 = 4\alpha/3$ ; i.e., the larger is  $\alpha$ , the larger is the thermal expansion coefficient, which is in good consistency with the results of the asymmetry degree given in Fig. 4(b). [Note that for the L-J model, the thermal expansion coefficient does not tend to zero in the low temperature limit either, and the value of  $g/c^2$  for various parameter  $(m, n)$  is also in consistency with the results given in Fig. 1(b).]

If the decaying behavior of the HCAF is correlated to the asymmetry degree, then based on Fig. 4(b), we could expect that faster decay may be observed in the low temperature regime where the asymmetry degree is high enough. In the high temperature regime, the asymmetry degree tends to be low, which is consistent with the fact that as the temperature increases, the symmetric quartic term becomes overwhelmingly dominating so that the expansion quantity  $x_+ - |x_-|$  tends to be a constant, inducing in turn a decreasing thermal expansion rate. As a result, one may expect instead slow decay of the HCAF.

Fig. 4(b) also tells that the asymmetry degree is relatively strong only at low temperatures, in particular for the potential with a smaller value of  $\alpha$ . To reveal the effects of the asymmetric potential, we first investigate the HCAF at a very low energy density of  $\langle E \rangle = 0.05$ . For this energy density, we have  $T \approx 0.05$  and  $\langle U \rangle \approx 0.025$ . In Fig. 5(a) we show the HCAF for  $\alpha = 0.5, 1, \text{ and } 1.5$  with  $N = 8192$ ; it can be seen that for  $t < 2 \times 10^4$ , before the fluctuations (due to uncertainty of statistical average) set in,  $C(t)$  decays more rapidly — in an exponential-like way — than any power-law manners in all three cases. In addition, we have also verified that for all these cases  $C(t)/N$  does not change as  $N$  as long as  $N > 10^3$ .

Now let us turn to the case of a high temperature:  $\langle E \rangle = 0.8$ , which corresponds to  $T \approx 0.9$  and  $\langle U \rangle \approx 0.3$ . Compared with the low temperature case, it can be seen from Fig. 4 (b) that the asymmetry degree has greatly diminished. In this case, the HCAF does show a power-law tail with the decaying exponent close to  $2/3$  [see Fig.

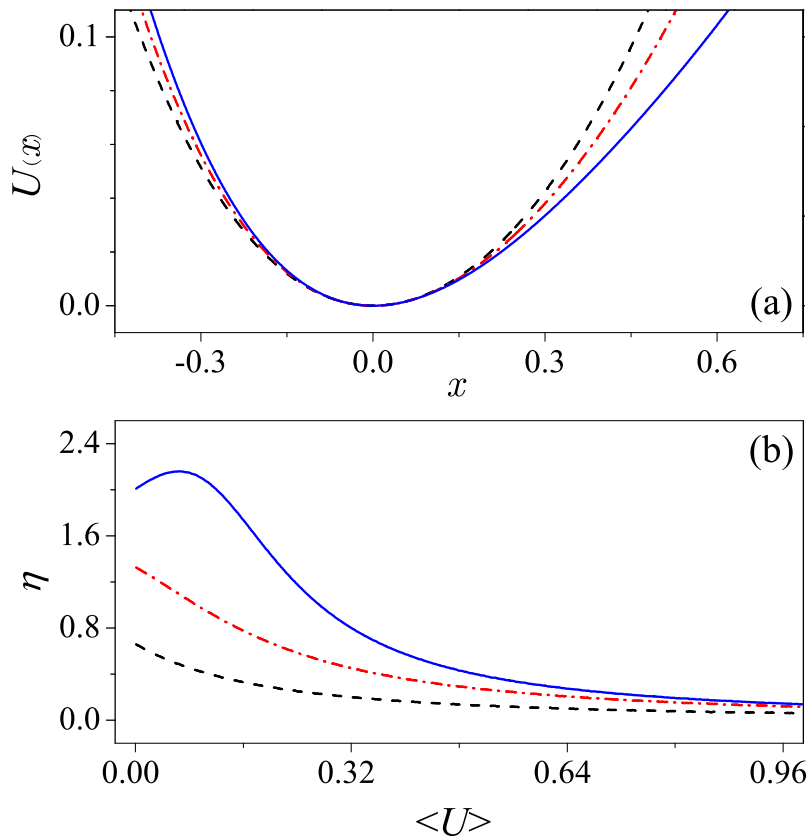


FIG. 4: Plots of the potential function of the FPU- $\alpha$ - $\beta$  model (a) and its asymmetry degree (b) at various parameters. In both panels, the dashed, the dot-dashed, and the solid curve is for  $\alpha = 0.5, 1$ , and  $1.5$ , respectively;  $\beta = 1$  in all the cases.

5(b)] as predicted by the self-consistent mode coupling theory [24, 25].

Fig. 5(b) also suggests that the HCAF undergoes an initial faster decaying stage which lasts longer and longer with the increase of  $\alpha$ . This is a signal that the asymmetric potential term even plays a role in the high temperature regime; i.e., higher asymmetry degree can maintain a longer initial faster decaying stage. It can be expected that if the temperature is increased further, the effects induced by the asymmetric potential will become even more unnoticeable due to the rapid decrease of the asymmetric degree. This has been verified by our simulations.

Concerning the results given in Fig. 5(a), one may wonder if there exists a crossover from the exponential-like decay to the power-law decay even at low temperatures, but the time corresponding to the crossover point, denoted by  $t^*$ , is so long that has gone beyond the scope of our simulations. To study this question, we computed the HCAF at several low temperatures with  $\alpha = 1$  and  $N = 8192$  [see Fig. 6(a)]. It can be seen that such a crossover may exist and  $t^*$  may increase very fast as the temperature decreases.

Nevertheless, we would like to argue that, even though the HCAF turns out to have a power-law tail, *in practice* the faster decay before the power-law tail can still guarantee an effective constant heat conductivity [26], as long as the faster decaying stage lasts sufficiently long. To show this, we calculate the heat conductivity for a finite system size  $N$  by using the Green-Kubo formula and divide the integral of  $C(t)$  into two parts; i.e.,

$$\kappa = \frac{1}{k_B T^2} \left[ \int_0^{\tau_e} \frac{1}{N} C(t) dt + \int_{\tau_e}^{\tau_{tr}(N)} \frac{1}{N} C(t) dt \right]. \quad (6)$$

In the time range of the second integral, i.e.,  $(\tau_e, \tau_{tr}(N))$ , the HCAF is assumed to decay as  $C(t) \sim t^{-2/3}$ . Taking the case of  $\alpha = 1.5$  as shown in Fig. 5(a) as an example, where one can see that the initial rapid decay lasts up to

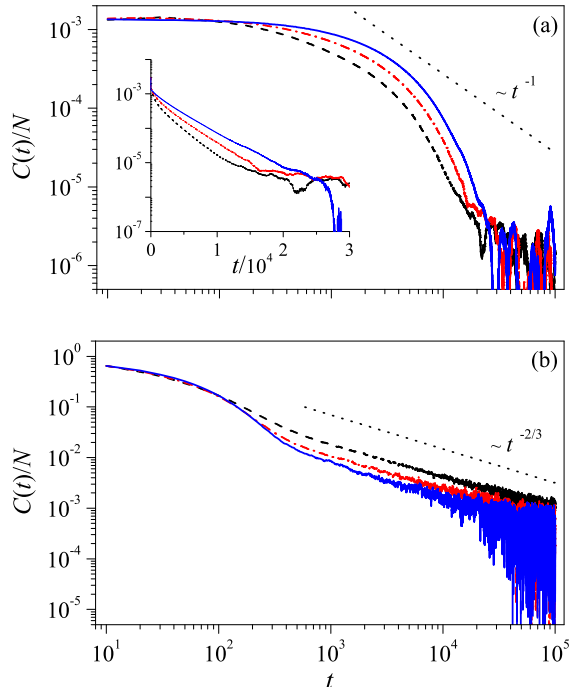


FIG. 5: The autocorrelation function of the heat flux in the FPU- $\alpha$ - $\beta$  model for  $N = 8192$  and  $\beta = 1$ . In both panels, the dashed, the dot-dashed, and the solid curve is for  $\alpha = 0.5, 1,$  and  $1.5$ , respectively. Panel (a) is for the low energy density (temperature) case with  $\langle E \rangle = 0.05$ ,  $T \simeq 0.05$  and  $\langle U \rangle \simeq 0.025$ ; The inset is the same but in the semi-log scale. Panel (b) is for the high energy density (temperature) case with  $\langle E \rangle = 0.8$ ,  $T \simeq 0.9$  and  $\langle U \rangle \simeq 0.3$ .

$\tau_e \approx 2.5 \times 10^4$  and  $C(\tau_e)/N$  drops to about  $10^{-6}$ ; then the first integral  $\int_0^{\tau_e} (C(t)/N) dt \approx 4$  and the second integral  $\int_{\tau_e}^{\tau_{tr}} (C(t)/N) dt \approx 2.6 \times 10^{-3} t^{1/3} \big|_{\tau_e}^{\tau_{tr}}$ . It follows that the contribution of the power-law tail (given by the second integral) to the heat conductivity is not comparable to that of the faster decaying part until the system size reaches up to  $N = 10^9$ , given that [6, 20, 23]  $\tau_{tr}(N) \approx N$ . In other words, if we suppose that the average distance between two neighboring particles is one angstrom, then the heat conductivity would keep in effect unchanged over a wide system size range from about one micrometer to ten centimeters. So as long as the faster decay stage ( $0, \tau_e$ ) lasts long enough, as evidenced in Fig. 5(a), even though we assume that the HCAF has a power law tail, its influence to the heat conduction can still be safely neglected.

Above analysis raises a relevant question: If these properties remain in the FPU- $\beta$  model. In Fig. 6(b), we show the HCAF at several temperatures for the FPU- $\beta$  model with  $N = 8192$ . Roughly, its behavior looks similar as in the FPU- $\alpha$ - $\beta$  model [see Fig. 6(a)], in that there is a fast decay stage followed by a slow power-law tail. However, qualitative difference exists: for FPU- $\beta$  model, the decay behavior of HCAF is of power-law rather than exponential-like, and is slower than  $C(t) \sim t^{-1}$  throughout [see Fig. 6(b)]. As a result, the thermal conductivity for FPU- $\beta$  model would increase with the system size significantly.

## SUMMARY AND DISCUSSION

In summary, we have numerically studied the HCAF in the 1D L-J lattices. It has been shown that the HCAF generally decays faster than power-law manners. In addition, we have observed a correlation between the decaying behavior of the HCAF and the interaction asymmetry degree: As the system parameters  $(m, n)$  change from  $(m, n) = (12, 6)$  to  $(2, 1)$ , the asymmetry degree increases, and meanwhile the HCAF tends to decay more and more exponentially. In particular, for  $(m, n) = (2, 1)$ , the HCAF shows clear signal of exponential decay. On the other hand, the asymmetry degree increases as the average potential energy per particle, or equivalently the temperature. Again, the HCAF tends to decay exponentially as the temperature increases.



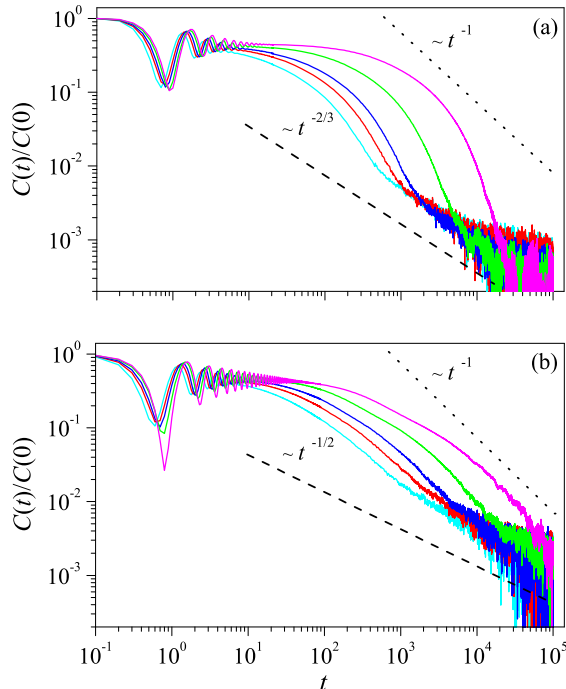


FIG. 6: The autocorrelation function of the heat flux in the FPU- $\alpha$ - $\beta$  model with  $\alpha = 0.5$  (a) and in the FPU- $\beta$  model (b). In both panels, solid lines from bottom to top (see the center part) are for  $\langle E \rangle = 0.5, 0.3, 0.2, 0.1$  and  $0.05$ , respectively, corresponding to the temperature of  $T \simeq 0.56, 0.32, 0.21, 0.1$ , and  $0.05$  for both models. For all the cases  $\beta = 1$  and  $N = 8192$ . The dotted lines indicate the scaling threshold  $\sim t^{-1}$  for a convergent Green-Kubo integral and the dashed lines indicate the scaling of the theoretically predicted power-law tail for one-dimensional, momentum-conserving systems of asymmetric ( $\sim t^{-2/3}$ ) and symmetric ( $\sim t^{-1/2}$ ) interactions.

We have also studied the decaying behavior of the HCAF in the FPU- $\alpha$ - $\beta$  model. While the asymmetry degree increases with the asymmetry parameter  $\alpha$ , its dependence on temperature is quite different from that of the L-J model: in the high temperature regime, the asymmetry degree decreases monotonically as the average potential energy per particle increases, in consistence with the fact that the symmetric quartic term in the potential becomes dominating. We show that in the low temperature regime the exponential-like fast decay of the HCAF can last for a significantly long time though a power-law tail may follow.

One important question that cannot be definitely answered via numerical simulations only is whether the power-law tail would show up if the system size is out of the scope accessible to simulations. Our observation is that there are not any signals of the power-law tail in the L-J model with all the system parameters investigated. However, as to the FPU- $\alpha$ - $\beta$  model, we cannot exclude such a possibility based on our present simulation results.

Nevertheless, we have shown that for the FPU- $\alpha$ - $\beta$  model at a low temperature, even if the HCAF has a power-law tail eventually, effective constant heat conductivity can still be expected if only the initial faster decay lasts long enough. In particular, if the HCAF keeps decaying faster over more than three orders, the contribution of the assumed power-law tail to the heat conductivity can be neglected even when the system reaches a macroscopic scale. Namely, the slow tail of the HCAF may not necessarily imply abnormal transport *in practice*, hence should be carefully analyzed when theoretical predictions based on the power-law tail are applied to experiments. (It is worth noting that though for the FPU- $\beta$  model there is also a fast decaying period in low-temperature regime, the decaying rate is slower than  $\sim 1/t$ .) Based on these analysis, we conclude that with proper system parameters, both the L-J model and the FPU- $\alpha$ - $\beta$  model (at a sufficient low temperature) may have the normal heat conduction property given by the Fourier law. As realistic materials usually contain asymmetric interactions, we think this result may be significant to applications as well.

In a recent work, heat conduction of 1D L-J lattices was studied [13] at different particle densities. Though the authors did not show how the HCAF decays, they provided the convergent heat conductivity at low temperature regime by using the Green-Kubo formula, which implies that the HCAF decays faster than  $\sim 1/t$ . This is consistent

with our earlier conclusion on this model [11]. In that work [13], the authors also conjectured that the lattices with the parabolic and/or quartic confining potential, to which the Fermi-Pasta-Ulam model belongs, should all exhibit anomalous heat transport. Our study suggests that their conjecture should be studied further because as we have shown here, the heat conduction behavior of the FPU- $\alpha$ - $\beta$  model can also be normal. In addition, normal heat conduction has also been evidenced in other lattices with confining potential [10–12], such as the piecewise parabolic potential [12]. Therefore, more efforts are still needed to unveil the exact conditions under which the HCAF decays faster.

Finally, we emphasize that asymmetric interactions are not a sufficient condition for the faster decay of the HCAF and normal heat conduction, just as suggested by the results of the FPU- $\alpha$ - $\beta$  model at high temperatures. Asymmetric interactions may not be a necessary condition for the faster decay of the HCAF and normal heat conduction, either. To this end, the 1D rotator lattice [27, 28] is the only known example. This model has normal heat conductivity under certain conditions, but its interaction is symmetric. However, recent studies suggest that the angle variables of this model do not constitute a conserved field [29, 30], implying that this model is in effect irrelevant with the subject we discuss here. It is worth noting that if this example is excluded, then all the 1D momentum-conserving systems where the HCAF has been reported to decay faster up to now have asymmetric interactions [10–13]. Recently, two more model systems have also been added to this category: 1D hard-point gas and 1D Toda lattice with alternative masses [31]. The faster decay of the HCAF and normal heat conduction are found in both models in certain range of the system size when the mass ratio tends to unity, i.e., when the systems approach their integrable limit. Taking into account all these studies, the faster decay of the HCAF seems to be a collective consequence of some different factors to which asymmetric interactions belong.

## Acknowledgments

Very useful discussions with S. Lepri, R. Livi and A. Politi are gratefully acknowledged. This work is supported by the NSFC (Grants No. 11335006, No. 11275159, No. 10805036, and No. 11535011).

## References

- 
- \* Electronic address: zhaoh@xmu.edu.cn
- [1] Hansen J P and McDonald I R 2006 *Theory of Simple Liquids*, 3rd ed. (Academic)
  - [2] Pomeau Y and Résibois P 1975 *Phys. Rep.* **19** 63 (DOI:10.1016/0370-1573(75)90019-8)
  - [3] Kubo R, Toda M and Hashitsume N 1991 *Statistical Physics II: Nonequilibrium Statistical Mechanics* (Springer, New York)
  - [4] Alder B J and Wainwright T E 1970 *Phys. Rev. A* **1** 18
  - [5] Bonetto F, Lebowitz J L and Ray-Bellet L 2000 *Fourier's Law: A Challenge to Theorists*, Mathematical Physics (Imperial College Press, London)
  - [6] Lepri S, Livi R and Politi A 2003 *Phys. Rep.* **377** 1
  - [7] Dhar A 2008 *Adv. Phys.* **57** 457
  - [8] van Beijeren H 2012 *Phys. Rev. Lett.* **108** 180601
  - [9] Narayan O and Ramaswamy S 2002 *Phys. Rev. Lett.* **89** 200601
  - [10] Zhong Y, Zhang Y, Wang J and Zhao H 2012 *Phys. Rev. E* **85** 060102(R)
  - [11] Chen S, Zhang Y, Wang J and Zhao H 2012 arXiv:1204.5933v2; arXiv:1204.5933v3
  - [12] Zhong Y, Zhang Y, Wang J and Zhao H 2013 *Chin. Phys. B* **22** 070505
  - [13] Savin A and Kosevich Y A 2014 *Phys. Rev. E* **89** 032102
  - [14] Fugallo G, Cepellotti A, Paulatto L, Lazzeri M, Marzari N and Mauri F 2014 *Nano Lett.* **14** 6109
  - [15] Cepellotti A, Fugallo G, Paulatto L, Lazzeri M, Mauri F and Marzari N 2015 *Nat. Comm.* **6** 6400
  - [16] Barbarino G, Melis C and Colombo L 2015 *Phys. Rev. B* **91** 035416
  - [17] Das S G, Dhar A, Saito K, Mendl C B and Spohn H 2014 *Phys. Rev. E* **90** 012124
  - [18] Das S G, Dhar A and Narayan O 2014 *J. Stat. Phys.* **154** 204
  - [19] Wang L, Hu B and Li B 2013 *Phys. Rev. E* **88** 052112
  - [20] Chen S, Zhang Y, Wang J and Zhao H 2014 *Phys. Rev. E* **89** 022111
  - [21] Mai T, Dhar A and Narayan O 2007 *Phys. Rev. Lett.* **98** 184301
  - [22] Kittel C 1996 *Introduction to Solid State Physics*, 7th ed. (John Wiley and Sons, Inc., New York), pp. 130-131.

- [23] Prosen T and Campbell D K 2005 *Chaos* **15** 015117
- [24] Delfini L, Lepri S, Livi R and Politi A 2006 *Phys. Rev. E* **73** 060201(R)
- [25] Delfini L, Lepri S, Livi R and Politi A 2007 *J. Stat. Mech.* P02007 (DOI:10.1088/1742-5468/2007/02/P02007)
- [26] Chen S, Zhang Y, Wang J and Zhao H 2013 arXiv:1309.7146
- [27] Giardina C, Livi R, Politi A and Vassalli M 2000 *Phys. Rev. Lett.* **84** 2144
- [28] Gendelman O V and Savin A 2000 *Phys. Rev. Lett.* **84** 2381
- [29] Spohn H 2014 arXiv:1411.3907
- [30] Das S G and Dhar A 2014 arXiv:1204.5247
- [31] Chen S, Wang J, Casati G and Benenti G 2014 *Phys. Rev. E* **90** 032134