

Some problems of Graph Based Codes for Belief Propagation decoding

Quasi-cyclic Low Density Parity-check code (QC-LDPC)

A (J, L) regular QC-LDPC code of length N is defined by a parity-check matrix

$$H = \begin{bmatrix} I(p_{0,0}) & I(p_{0,1}) & \cdots & I(p_{0,L-1}) \\ I(p_{1,0}) & I(p_{1,1}) & & I(p_{1,L-1}) \\ \vdots & \vdots & \ddots & \vdots \\ I(p_{J-1,0}) & I(p_{J-1,1}) & \cdots & I(p_{J-1,L-1}) \end{bmatrix} \quad (1)$$

where $1 \leq j \leq J-1, 1 \leq l \leq L-1$ and $I(p_{j,l})$ represents the $p \times p$ circulant permutation matrix obtained by cyclically right-shifting the $p \times p$ identity matrix $I(0)$ by $p_{j,l}$ positions, with $p = N/L$. For a specific QC-LDPC code we define the corresponding “base matrix” (“mother matrix”) as the matrix of circulant shift that defines the QC-LDPC code:

$$B = \begin{bmatrix} P_{0,0} & P_{0,1} & \cdots & P_{0,L-1} \\ P_{1,0} & P_{1,1} & & P_{1,L-1} \\ \vdots & \vdots & \ddots & \vdots \\ P_{J-1,0} & P_{J-1,1} & \cdots & P_{J-1,L-1} \end{bmatrix} \quad (2).$$

Let define mask matrix for which regular QC-LDPC code can becomes irregular for different column weight case or QC-LDPC regular code with zero block circulant:

$$M = \begin{bmatrix} m_{0,0} & m_{0,1} & \cdots & m_{0,L-1} \\ m_{1,0} & m_{1,1} & & m_{1,L-1} \\ \vdots & \vdots & \ddots & \vdots \\ m_{J-1,0} & m_{J-1,1} & \cdots & m_{J-1,L-1} \end{bmatrix}. \quad (3)$$

$$H = H \otimes M,$$

where \otimes is Hadamar product

For (J, L) QC-LDPC regular code mask matrix:

$$M_1 = \begin{bmatrix} 1 & 1 & \cdots & 1 \\ 1 & 1 & & 1 \\ \vdots & \vdots & \ddots & \vdots \\ 1 & 1 & \cdots & 1 \end{bmatrix}. \quad (4)$$

For $(J-1, L)$ QC-LDPC regular code with zero block matrix in first row mask matrix:

$$M_2 = \begin{bmatrix} 0 & 0 & \dots & 0 \\ 1 & 1 & & 1 \\ \vdots & \vdots & \ddots & \vdots \\ 1 & 1 & \dots & 1 \end{bmatrix}. \quad (5)$$

For (J, L) QC-LDPC irregular code mask matrix:

$$M_3 = \begin{bmatrix} 0 & 1 & \dots & 1 \\ 1 & 1 & & 1 \\ \vdots & \vdots & \ddots & \vdots \\ 1 & 1 & \dots & 1 \end{bmatrix}. \quad (6)$$

In [1] proof that QC-LDPC code with parity-check matrix without zero block matrix $H = H \otimes M_1$ maximal value of girth equal 12.

Clear that mask matrix shall define column and row distribution of weight for QC-LDPC codes. Addition properties like easy encoding of repeat accumulate code can be easy add using special form of mask matrix, [2]. For example using:

$$M_{RA} = \begin{bmatrix} 1 & 1 & 1 & 1 & 1 & 1 & 0 & 0 & 0 & 0 \\ 1 & 1 & 1 & 1 & 1 & 1 & 1 & 0 & 0 & 0 \\ 1 & 1 & 1 & 1 & 1 & 0 & 1 & 1 & 0 & 0 \\ 1 & 1 & 1 & 1 & 1 & 0 & 0 & 1 & 1 & 0 \\ 1 & 1 & 1 & 1 & 0 & 0 & 0 & 0 & 1 & 1 \end{bmatrix} \quad (7)$$

we can generate irregular RA-codes with rate 0.5 and easy encoding properties.

Length of code in this case depends from size of circulant. This is why mask matrix is call protomatrix. Mask matrix approach often use for algebraic generated construction (EG/PG, BIBD, PBD, RS-based , [3-5] and another construction in Ramanujan graph class, [6-8]), to create irregular code from regular code, [3]. Main disadvantages of algebraic methods restriction on code parameters: length, rate, existence of linear dependent symbols and etc.

Mention that graph construction of code shall consist of two steps:

1. Choice degree distribution and define mask matrix;
2. labeling mask matrix – choice shift of integer permutation matrix for every ‘1’ in mask matrix.

On the other hand graph can be constructed using random lifting methods (Guess-and-test, Hill-climbing, PEG) directly from protograph matrix(mask matrix, mother matrix),

[9-12]. These methods provide great freedom on code parameter choice but require greed search of best candidate in code ensemble (code lifted from similar protograph, mask matrix in term of algebraic construction) using multiple parameter optimization: ACE spectrum (TS enumerator), code-distance measure, Tanner Spectral properties, converge speed for protograph using EXIT-chart(mutual information), graph diameter and etc.

Reason of use Quasi-cyclic parity-check is efficient hardware implementation: high parallelism degree (inside CPM) which increases throughput and simplification wire-structures of decoder. For example QC-LDPC graph with automorphism 42 (circulant size) enough to reach 6.7 Gbit/s with reasonable complexity (802.11ad) and more than 130 Gbit/s with full parallel implementation with magnitude grow of complexity, [13].

Linear complexity BP decoder. Trapping set as a reason of BP fail

If we consider some short length codes which we shall decode by maximum likelihood (ML) decoder we shall only try to improve codeword weigh spectrum.

For QC-LDPC codes of medium to long block lengths, the ML decoding is not suitable because of the enormous number of codeword's involved. Instead, some sub-optimal iterative decoding algorithms like the sum product algorithm (SPA) [14-15], min sum algorithm (MSA) [16] are devised. One significant assumption for which the SPA and MSA converges to the MAP decoding is that the states of all the check nodes (CN) connected to any specified variable node (VN) are independent given the value of the bit corresponding to the VN, [17]. Although this assumption holds asymptotically, it becomes invalid for finite-length codes after a certain number of iterations [17]. The reason for this is the presence of cycles in the Tanner graph. In a Tanner graph of girth g , the independence assumption becomes invalid after m number of iterations where $m < \frac{g}{4} < m+1$, [17]. So, the girth of the Tanner graph should be increased in order to delay the violation of the independence assumption. This is reason of use low density parity-check codes with not impressive codeword's weight spectrum enumerator (even from first component- codewords with code distance weight) for BP decoding, Fig. 1.

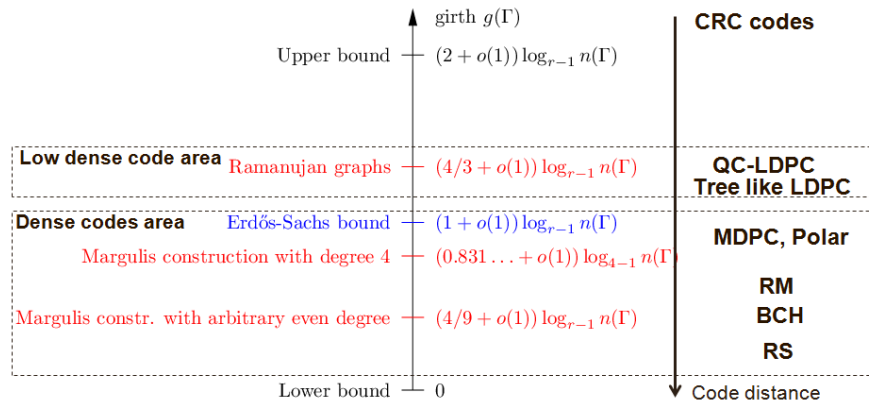


Figure 1. Asymptotical properties of graph girth and hamming distance grown from graph cardinality

Further research [18-19], show that cycles and their union form a special type of subgraph – Trapping set (TS), that become a reason of decoder failure under AWGN-channel.

Trapping set, $TS(a,b)$ is a sub-graph with a variable nodes and b odd degree checks. $TS(a,0)$ is just codeword of weight a . TS produced by union of cycles (which include all variable nodes in trapping set), Fig 2.

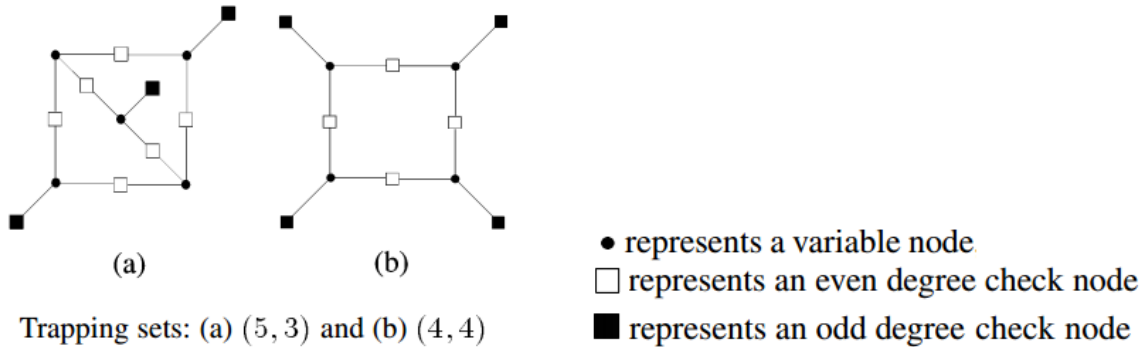


Figure 2. $TS(5,3)$ and $TS(4,4)$ representation

For examples $TS(5,3)$ produced by three 8-cycles. $TS(4,4)$ variable nodes involved in 8-cycles. Clearly than existence of g -size cycles (girth g) in Tanner graph fetch $TS(g/2, g/2)$ or they overlap. Obviously that overlap of TS produce $TS(a,b)$, $b/a < 1$ more harmful TS, because error on less number incident to odd degree parity-check variable nodes shall fetch failure on whole subgraph. This is why good code design methods must maximize value of $TS(a,b)$ threshold b/a . Indeed, if we have code with girth g , they don't have $TS(a,b): a+b < g$. It provide knowledge of TS structures for example girth 8 code, doesn't have $TS(4,2)$, $TS(3,3)$, very harmful $TS(5,1)$ and low weight codeword $TS(4,0)$ (it mean than minimal code distance is great than 4), [19]. But it is don't provide any detail about existence of another types of harmful TS ($b/a < 1$, error in an a VNs provide error in b VNs) $a+b \geq g$.

Consider example: Margulis code with girth 8, [20]. From girth value we know that doesn't exist codeword with weight 4 $TS(4,0)$, and all TS with $b < 4$, but exist harmful $TS(12,4)$ which for error in 4 VNs provide errors in 12 VNs, as result we shall have error floor at FER 10^{-6} , Fig. 3.

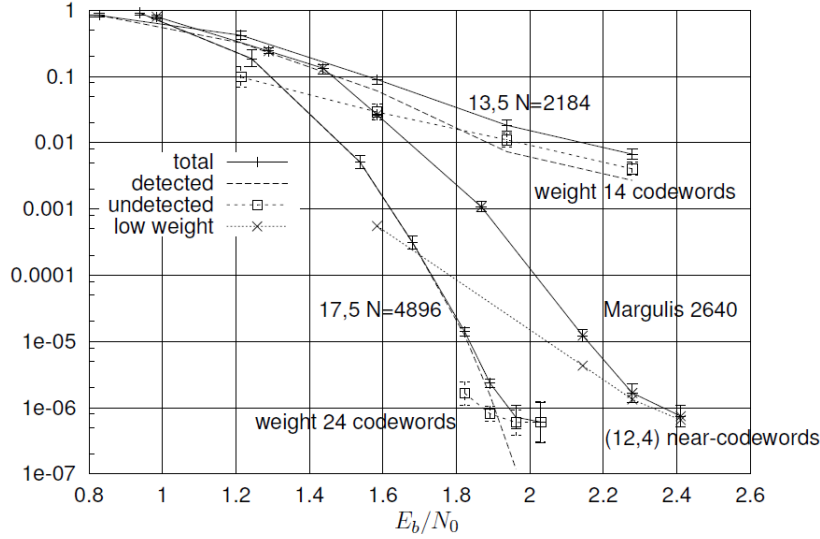


Figure 3. FER performance of codes on the AWGN channel under soft decoding 200 iterations.

ACE Spectrum as measure of graph connective properties

To measure quality of QC-LDPC code from TS characteristics let's define some special parameters Extrinsic Message Degree, its approximation version ACE and enumerator of ACE - ACE spectrum.

ACE spectrum is a spectrum of approximate cycle EMD metric. Extrinsic Message Degree (EMD) of the cycle, measures the level of connectivity of the cycle with rest of the graph, how balanced TS structures, [21]. First of all, define several basic concepts about subgraph connective properties.

For a given cycle C in the LDPC code graph let V_c be the set of variable nodes in C and $C(V_c)$ be the set of check node neighbours of V_c . We can divide the set $C(V_c)$ into three disjoint subsets:

- $C^{cyc}(V_c)$: subset of $C(V_c)$ belonging to the cycle C . Each node from $C^{cyc}(V_c)$ is at least doubly connected to the set V_c ;
- $C^{cut}(V_c)$: subset of $C(V_c)$ that are not in the cycle C , but are at least doubly connected to the set V_c ;
- $C^{ext}(V_c)$: subset of $C(V_c)$ singly connected to the set V_c .

For a given cycle C in the code graph and the corresponding set V_c , let $E(V_c)$ be the set of edges incident to V_c . We can divide the set $E(V_c)$ into three disjoint subsets:

- $E^{cyc}(V_c)$: subset of cycle edges in $E(V_c)$ incident to check nodes in $C^{cyc}(V_c)$;
- $E^{cut}(V_c)$: subset of cut edges in $E(V_c)$ incident to check nodes in $C^{cut}(V_c)$;

- $E^{ext}(V_c)$: subset of extrinsic edges in $E(V_c)$ incident to check nodes in $C^{ext}(V_c)$.

Extrinsic Message Degree of a given cycle c in the code graph, denote $EMD(C)$, is $EMD(C) = |E^{ext}(V_c)|$, where $|E^{ext}(V_c)|$ is the cardinality of $E^{ext}(V_c)$, the number of extrinsic edges of C .

If a given cycle in code graph has low EMD, than its communication with the rest of the graph is limited. This limits the amount of new knowledge about values of VNs in the cycle that could be collected from rest of the graph. In the extreme case, when EMD of the cycle is zero, VNs in the cycles are isolated from rest of the graph and the cycle become low weight TS.

It is not an easy task to find EMD of the cycle in the graph, since it takes additional steps to determine if the edge is extrinsic edge or cut edge. If we neglect this difference and account for both, extrinsic and cut edges, into the cycle metric, we get simplified version of the EMD metric.

Approximated Cycle EMD(ACE) of a given cycle C in the code graph, denoted $ACE(C)$ is $ACE(C) = |E^{ext}(V_c)| + |E^{cut}(V_c)|$. In this case $ACE(C)$ is easy to calculate:

$$ACE(C) = \sum_{v \in E(V_c)} (d(v) - 2), \quad d(v) \text{ is the degree of variable node } v.$$

Let $G(H)$ be an code graph with n variable nodes and let $d^{max}(v)$ be it largest left degree. Let i be an even integers $4 \leq i \leq 2d_{max}$. For each i let $\eta_{ACE}^i = (\eta_{ACE}^i(0), \dots, \eta_{ACE}^i(k_i - 1))$ be k_i -tuple of values where $\eta_{ACE}^i(i)$ is number of VNs with a property that smallest ACE Value of the cycle of length i they belong to is equal to i , $0 \leq i \leq (k_i - 1) = (0.5) * (d_v^{max} - 2)$.

ACE spectrum of $G(H)$, $ACE(G(H)) = (n_{ACE}^4, \dots, n_{ACE}^{2d_{max}})$ is the $(d_v^{max} - 2)$ -tuple of n_{ACE}^i k_i -tuples, $4 \leq i \leq 2d_{max}$.

Consider simple example which show how increasing of ACE influence on TS, Fig. 4.

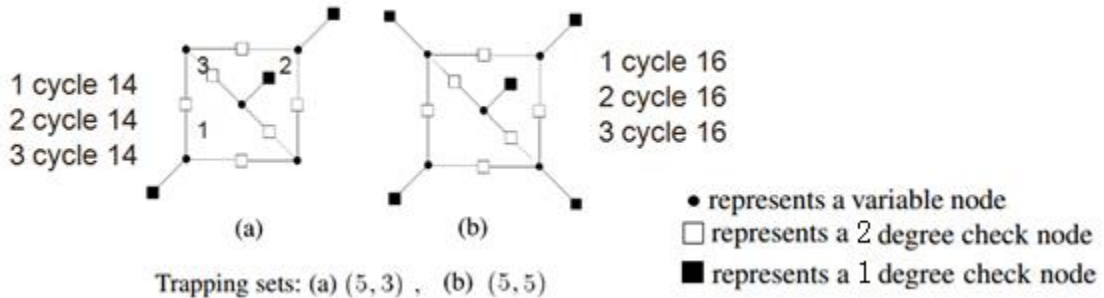


Figure 4. Calculated ACE value for Trapping set (5, 3) which consist of overlap between three cycles of length eight

Clear that increase of ACE value prevents harmful TS.

Mention that because approximate nature of ACE, if we use it as measure of TS we can leave some harmful TS. This why necessary to define sufficient parameters for which ACE spectrum measure, become EMD spectrum of QC-LDPC codes.

Condition when ACE Spectrum becomes TS enumerator

In paper [22] proof sufficient condition for equal EMD=ACE.

Theorem: For an LDPC code with girth g , any cycle C_{2i} of length $2i$ has equal ACE and EMD if $i < g - 2$.

Example: For QC-LDPC code of girth 10, all the cycles of length $< 2*(10 - 2) = 16$: 10, 12 and 14 have equal respective ACE and EMD.

This leads us to two strong consequences, for any cycle with equal ACE and EMD:

1. CNs connected to the VNs in the cycle but not involved in the cycle will be singly connected to the cycle. The reliability of the messages coming from these CNs can be increased relative to messages coming from the CNs involved in the cycle in order to enhance the benefit of the messages coming from the rest of the Tanner graph. In this way, better connectivity can be ensured for the isolated small cycles and the performance of the iterative decoders can be improved (gain in waterfall region).
2. TS enumerators can be using easy obtain by ACE spectrum. Because for cycle of length l contains $l/2$ number of VNs. For ACE value η , the subgraph induced by the $l/2$ number of VNs constrains exactly η number of odd-degree CNs. Hence, the cycle can be treated as TS $(l/2, \eta)$, (error-floor region improve).

Fast convergent properties

From graph theory we have two important parameters which measure how fast messages dispersed to all nodes. This property is optional but can positively affect on performance under suboptimal BP-decoder.

As we already mention in chapter one we have $\lfloor (g-1)/4 \rfloor$ independent iterations, g – graph girth. Clear, that after $diameter/2$ iterations information from any VN shall have reached any other VN. It this case if $diameter < \lfloor g-1 \rfloor / 2$ all vertex shall have statistically independent information. These considerations motivate to another heuristics of code on the graphs design with large girth and smallest diameter for the degrees of the vertexes, [23].

Spectral properties for measure lower bound on pseudocodeword minimal weight

Another property is described in [24]. Take bipartite graph defined by parity-check matrix with r parity-check and n bit-nodes then consider spectral graph (connective) property of graph by constructive real-value adjacency matrix $(r+n) \times (r+n)$:

$$A = \begin{pmatrix} 0 & H \\ H^T & 0 \end{pmatrix}$$

Diagonalize and take real eigenvalues: $\mu_1 > \mu_2 > \dots > \mu_x$;

$$\omega_p^{\min}(H) \geq n \cdot \frac{2j - \mu_2}{\mu_1 - \mu_2},$$

$\omega_p^{\min}(H)$ – pseudocode word minimal weight [25]; j, k - row and column weight of regular code.

Bound can be easily generalized for irregular code too [26].

Code with minimal ratio second eigenvalue to first eigenvalue $\frac{\mu_2}{\mu_1}$ is better because

code distance agreed with minimal weight Trapping sets pseudocodeword under belief propagation decoder.

Density evolution method and Density evolution with punctured CN (ME-LDPC)

In previous part we consider how to construct base on some base-matrix (protograph). For algebraic construction it usually simple regular code for which you use some mask matrix (protograph). For random method we begin directly from lifting of protograph. How to choose better photograph?

Performance of LDPC codes under BP decoding methods strongly depend from degree distribution of columns λ and rows ρ in parity-check matrix, Fig. 5. On the figure you can see variance of the noise δ for AWGN channel for ensembles of regular codes with different column weight. Threshold shows maximum level of channel noise which is likely to be (because estimated under infinity tree graph –without cycle) corrected by a particular ensemble using the message-passing algorithm. Unfortunately lower column weight codes (capacity approaching) have better water-fall but together with poor error-floor and from another hand high column weight code with extremely low error-floor have thresholds far from capacity.

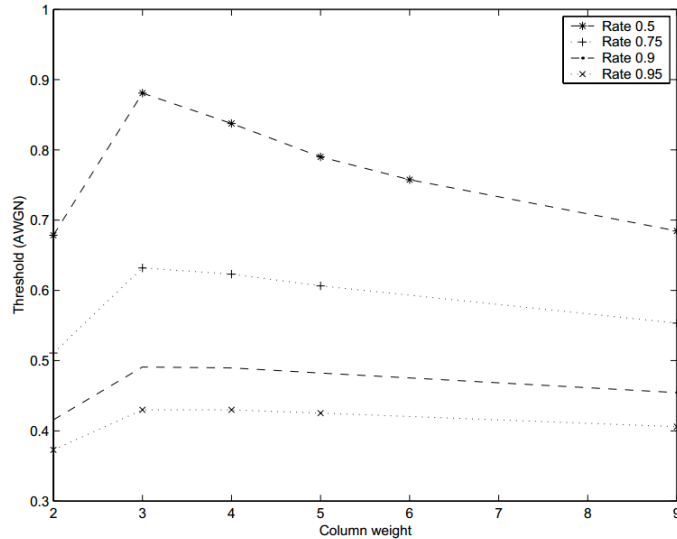


Figure 5. The threshold of regular LDPC codes on an AWGN channel calculated using density evolution, [27].

This is reason why low column weight VN must be compensating by high column weight VN. Requirement on the maximal column weight depend from value of gap from Shannon limit, Fig. 6, Fig 7. Another factor that effect on gap from capacity is quantization error, Fig. 7.

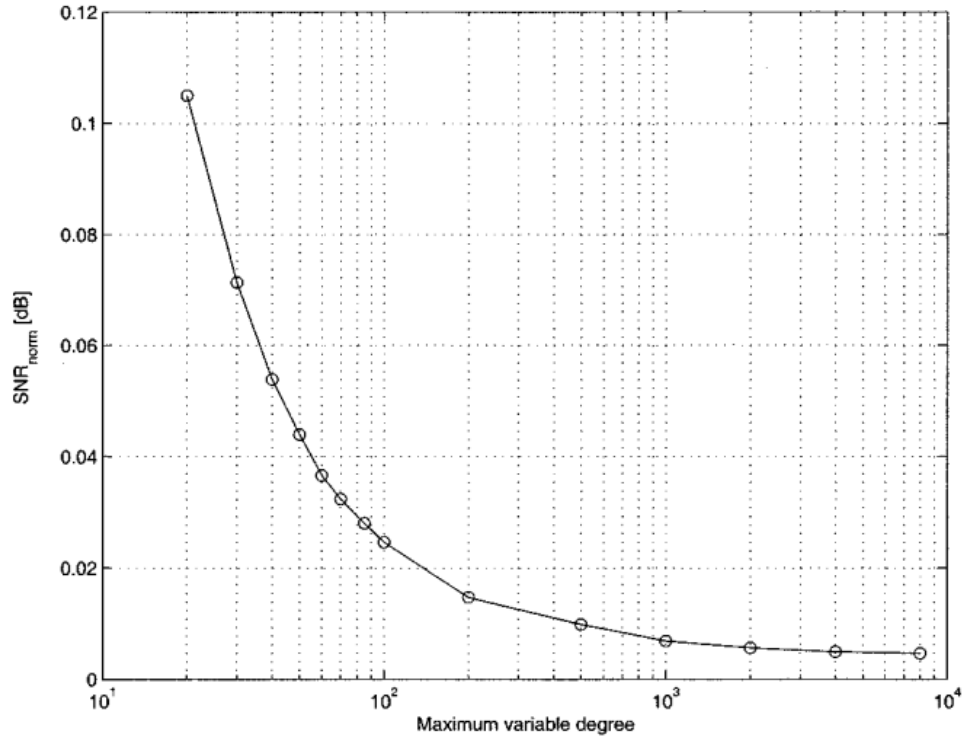


Figure 6. Threshold SNR_{NORM} of rate $\frac{1}{2}$ LDPC codes with maximum variable degree = 20...8000, [28]

bits	threshold (σ)	error [dB]
9	0.975122	0.01708
10	0.976918	0.00109
11	0.977025	0.00014
12	0.977037	0.00003
13	0.977040	0.00001
14	0.977041	0.00000

QUANTIZATION EFFECT

d_l	100		200		8000	
	x	λ_x	x	λ_x	x	λ_x
	2	0.170031	2	0.153425	2	0.096294
	3	0.160460	3	0.147526	3	0.095393
	6	0.112837	6	0.041539	6	0.033599
	7	0.047489	7	0.147551	7	0.091918
	10	0.011481	18	0.047938	15	0.031642
	11	0.091537	19	0.119555	20	0.086563
	26	0.152978	55	0.036379	50	0.093896
	27	0.036131	56	0.126714	70	0.006035
	100	0.217056	200	0.179373	100	0.018375
					150	0.086919
					400	0.089018
					900	0.057176
					2000	0.085816
					3000	0.006163
					6000	0.003028
					8000	0.118165
ρ_{av}	10.9375		12.0000		18.5000	
σ	0.97592		0.97704		0.9781869	
SNR _{norm}	0.0247		0.0147		0.00450	

GOOD RATE-1/2 CODES WITH $d_l = 100, 200, 8000$

Figure 7. Influence of Quantization error and degree distribution for irregular LDPC codes, [28]

Density evolution use statistical considerations about fraction of edges that connect to variable and check nodes. More precisely we have two polynomials:

$$\lambda(x) = \sum_i \lambda_i x^{i-1}, p(x) = \sum_i p_i x^{i-1},$$

Where λ_i is a fraction of edges that connect to variables node of degree i and

p_i is a fraction of edges that connect to a check nodes of degree i .

$$\sum_i \lambda_i = 1, \sum_i p_i = 1.$$

Average variable and check degree can be expressed as:

$$l_{avg} = \frac{1}{\sum_i (\lambda_i / i)}, r_{avg} = \frac{1}{\sum_i (p_i / i)}.$$

$$\text{Code rate is defined } r = 1 - \frac{l_{avg}}{r_{avg}}.$$

If $n \rightarrow \infty$, as I previously show graph become a computational tree . Then with probability λ_i it has exactly i neighbours and consequently it has one parent and $i-1$ children nodes. Each child of this variable node is a check node which in turn with probability p_i has $i-1$ neighbours as it own children. In this case codes become completely defined from statically point of view. Consider a check node c of this computational tree. Without constrains we will assume that its degree is at least 2, $i \geq 2$. Thus c has a variable node v as a parent node and it has $i-1$ variable nodes v_s , $s \in i, \dots, i-1$ as children nodes. Let γ_s be log-likelihood ration which is bit estimate known to a node v_s in advance. In this case γ_s are independent estimates. Run BP, the node c received estimates γ_s as message from its children nodes. Due to the fact that c corresponds to parity-check equation to the later means that it obtains the estimations from all bits which participate in this equation except one which correspond to the parent node. c process information from children nodes and estimates the value of the parent bit as follows:

$$m_{cv} = 2 \tanh^{-1} \left[\prod_{s=1}^{i-1} \tanh(\gamma_s) \right],$$

And then send m_{cv} as new estimates to the parent node v .

Independent random variables γ_s with a density function f have probability of γ_s to be between a and b is given by

$$P(a < \gamma_s < b) = \int_a^b f(x) dx,$$

Then m_{cv} is a random variable too. Density function f_{cv} of m_{cv} is equal:

$$f_{cv} = \sum_{i=2}^{i_{max}} p_i f^{(i-1)\otimes},$$

where $f^{(i-1)\otimes}$ is D-convolution.

Now let us consider a variable node of degree i which belongs to the computational tree. It obtains messages from its children check nodes which are log-likelihood estimates made by check node and make a decision. Denote this estimation by δ_s . All messages are

statistically independent then a bit estimate δ made by this variable node is nothing but sum:

$$\delta = \sum_{s=1}^{i-1} \delta_s - \delta_0,$$

where δ_0 is an initial channel estimate. Density evolution method implies that δ_s have the same density function f . Thus, for the δ density function f_{cv} we can write

$$f_{cv} = f \times f \times \dots \times f \times f_0 = f^{(i-1)\times} \times f_0,$$

×-convolution of density functions.

Computational tree variable nodes degrees are random integers associated with degree distribution λ .

$$f_{cv} = \left(\sum_{i=2}^{i_{\max}} \lambda_i f^{(i-1)\times} \right) \times f_0.$$

The probability of erroneous estimate:

$$P_e = \int_{-\infty}^0 f_{vc}(x) dx.$$

Density Evolution:

Let f_0 be a density function of initial log-likelihood estimates; I_λ be the maximum degree of variable nodes and I_p be the maximum degree of check nodes.

1. $f_{cv} = f_0$

2. For i

3. $f_{cv} = \sum_{i=2}^{i_{\max}} p_i f^{(i-1)\otimes}$

4. $f_{cv} = \left(\sum_{i=2}^{i_{\max}} \lambda_i f^{(i-1)\times} \right) \times f_0.$

5. If $P_e = \int_{-\infty}^0 f_{vc}(x) dx < \varepsilon$ then break

6. End for

1. If for any legibly value ε there exist i such that after i iterations P_e is less than ε we will say that density evolution method converges.

Code with degree distribution (λ, p) is optimal code if they maximal a decoding (BP) threshold σ_+ :

$$(\lambda, p) = \arg \max_{\tilde{\lambda}, \tilde{p}} \sigma_+(\tilde{\lambda}, \tilde{p}).$$

We implemented method which is called [differential evolution method](#), [29].

Differential evolution method. Start with a certain noise level σ . For the first generation $G=0$ randomly choose NP degree distributions (λ, p) , $s=1, \dots, NP$ (we will call it a list of distributions).

1. Initialization: for each distribution run k step of the density evolution method and record its residual error P_e . Label the distribution with the smallest P_e as the best distribution $(\lambda_{best}, p_{best})$
2. For the generation $G+1$ new distributions are generated according to the following scheme. For each $s=1, \dots, NP$ randomly choose 4 distribution from the list with numbers be s_1, s_2, s_3, s_4 , $1 \leq s_i \leq NP$ and $s_i \neq s$ and define new (λ_s, p_s) as follows:
 2. $\lambda_s = \lambda_{best} + F(\lambda_{s_1} - \lambda_{s_2} + \lambda_{s_3} - \lambda_{s_4})$,
 3. $p_s = p_{best} + F(p_{s_1} - p_{s_2} + p_{s_3} - p_{s_4})$,
 4. where F is a real constant.
3. Selection scheme: for each distribution run i step of the density evolution method and record its residual error P_e . Label the distribution with the smallest P_e as the best distribution $(\lambda_{best}, p_{best})$.
4. Stopping criteria: if P_{best} is not small enough go to the step 2. Otherwise, increase σ slightly and return to step 1.

One is most disadvantages of methods that with large rate code $r = 1 - \frac{l_{avg}}{r_{avg}} > 0.7$

polynomial have large degrees and it is slow down speed of degree convergent. For more detail see, [30-31].

Could we do better protograph? Yes, Jeremy Thorpe from Robert McEliece team (McEliece try to create BP with correct marginal estimation, but get exponential grown of tree from iteration and begin consider how to improve threshold using puncturing VN in protograph, after show this methods for guy from JetPropulsion: Divsalar and etc). Generalized DE consider in [32]. One ultimate example of puncturing approach is factor graph design (based on cut-off boost phenomenon using Massey distraction) of Polar graph [33]. Just mention that pioneer research about improving of factor and bipartite graphs for soft decoder was previously considered in Forney's paper ([34]) and Wibergs's PhD thesis, [35].

Problems:

1. Can we construct protograph which combine: flexible lifting factor (easy change of length, start lifting value give enough parallelism degree to get throughput), with fast converge properties (diameter less as it possible, $diameter = \lfloor girth - 1 \rfloor / 2$) and code distance doesn't constrained by minimal Trapping sets pseudocodeword weight?
Example: Peterson graph with diameter 2, and girth 5; or some cages.
2. Can we measure more elements (not only use bound and complexity measure of code distance) in TS and codeword weight spectrum using spectral properties of graph or another "simple graph or algebraic properties" (which estimate with polynomial or sub exponential complexity)?
3. **Improve BP decoding divergent using sequential graph traversals, to get tree-like code.**
 Let we have some defined code on the graph based on the middle or high dense parity-check matrix. Using some sequentially scheduler (graph traversal) under BP decoding we can get graph without cycles. We get sparse extended parity-check matrix from dense parity-check matrix. For Example, BP decoding of dense Polar code, [33]. Could we do it in parallel (independent way, without graph traversal overlap)? What maximal parallel degree, with some defined parity-check dense? What tradeoff we can get between throughput and parallelism?
4. Improve BP decoding divergent using puncture of variable node. On Fig. 8-11 you can see protographs and base-matrix for Thorpe's protograph[32], AR4JA ([36]), E^2RC , [37] and Richardson's Multi-Edge LDPC [38].

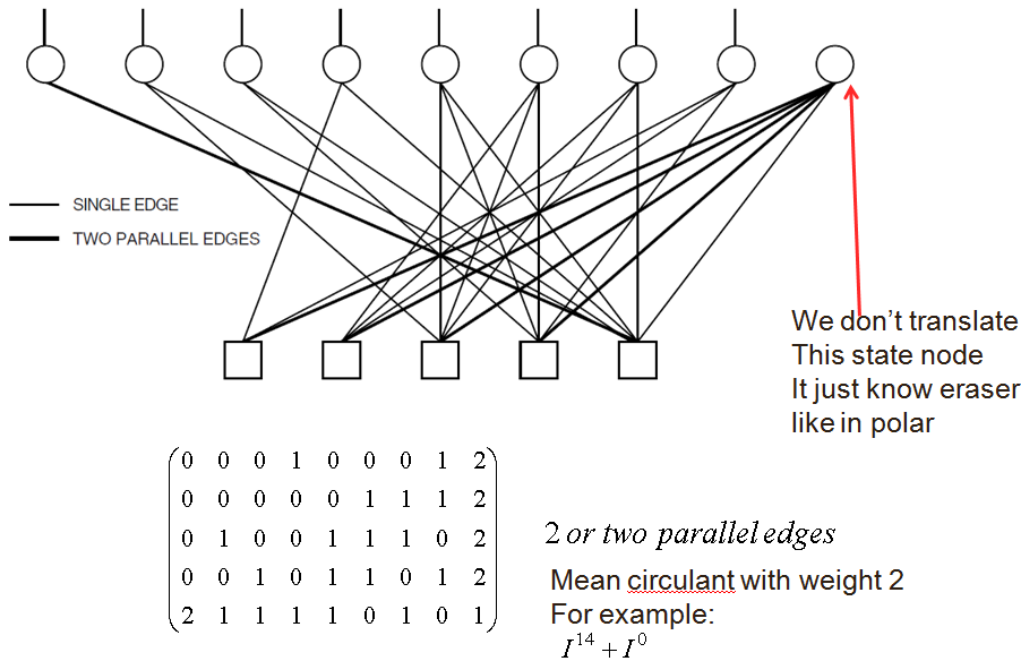


Figure 8. Thorpe's protograph based LDPC, last VN - state node

$$H_{4/5} = \begin{pmatrix} 1 & 2 & 3 & 4 & 5 & \dots & 11 \\ 1 & 0 & 0 & 0 & 0 & 0 & 0 & 0 & 0 & 0 & 2 \\ 0 & 1 & 1 & 1 & 3 & 1 & 3 & 1 & 3 & 1 & 3 \\ 0 & 1 & 2 & 2 & 1 & 3 & 1 & 3 & 1 & 3 & 1 \end{pmatrix}$$

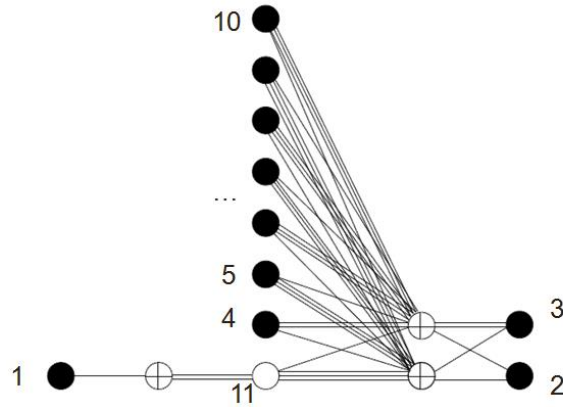


Figure 9. AR4JA protograph and base-matrix, 11 VN is puncture node (state node)

$$H = \begin{bmatrix} 2 & 0 & 1 & 1 & 0 & 1 & 0 & 1 & 1 & 1 & 1 & 0 & 1 & 0 & 0 & 0 \\ 4 & 2 & 0 & 1 & 0 & 1 & 0 & 1 & 1 & 0 & 0 & 0 & 1 & 0 & 0 & 0 \\ 3 & 0 & 0 & 0 & 0 & 0 & 2 & 0 & 0 & 0 & 1 & 0 & 0 & 1 & 0 & 0 \\ 3 & 2 & 1 & 0 & 2 & 0 & 0 & 0 & 0 & 0 & 0 & 0 & 0 & 1 & 0 & 0 \\ 3 & 0 & 0 & 0 & 0 & 0 & 0 & 0 & 0 & 1 & 0 & 1 & 0 & 0 & 0 & 1 \\ 3 & 0 & 0 & 1 & 0 & 1 & 0 & 1 & 0 & 0 & 0 & 0 & 0 & 0 & 0 & 1 \\ 3 & 0 & 0 & 0 & 1 & 0 & 1 & 0 & 0 & 0 & 0 & 1 & 0 & 0 & 1 & 0 \\ 3 & 4 & 1 & 0 & 0 & 0 & 0 & 0 & 1 & 0 & 0 & 0 & 0 & 0 & 1 & 0 \end{bmatrix}$$

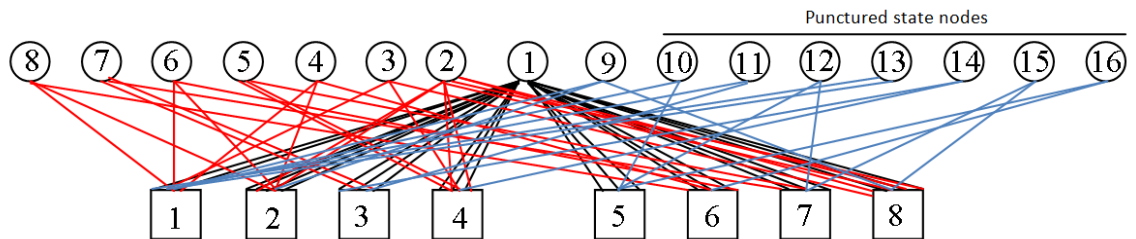


Figure 10. E^2RC protograph(high rate optimized) and base-matrix, 10-16 VNs is puncture node (state nodes)

$$H = \begin{pmatrix} 1 & 0 & 0 & 0 & 0 & 0 & 0 & 0 & 0 & 0 & 0 & 0 & 0 & 0 & 0 & 1 & 0 & 1 \\ 0 & 1 & 0 & 0 & 0 & 0 & 0 & 0 & 0 & 0 & 0 & 0 & 0 & 0 & 0 & 0 & 0 & 1 & 0 \\ 0 & 0 & 1 & 0 & 0 & 0 & 1 & 1 & 0 & 1 & 0 & 1 & 0 & 1 & 0 & 1 & 0 & 1 & 0 \\ 0 & 0 & 1 & 1 & 0 & 0 & 0 & 0 & 1 & 1 & 1 & 0 & 1 & 0 & 0 & 0 & 0 & 0 & 0 \\ 0 & 0 & 0 & 1 & 1 & 0 & 0 & 1 & 1 & 0 & 0 & 1 & 1 & 1 & 1 & 0 & 1 & 0 & 1 \\ 0 & 0 & 0 & 0 & 1 & 1 & 0 & 1 & 0 & 1 & 1 & 1 & 0 & 1 & 1 & 1 & 1 & 0 & 1 \\ 0 & 0 & 0 & 0 & 0 & 1 & 1 & 0 & 1 & 0 & 1 & 0 & 1 & 0 & 1 & 0 & 0 & 0 & 1 \end{pmatrix}$$

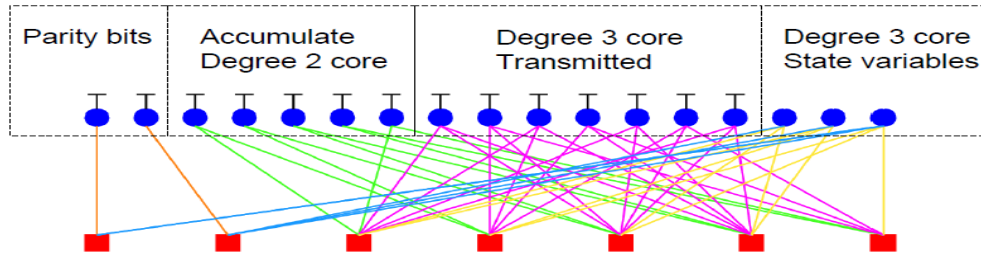


Figure 11. Richardson ME-LDPC

Remark(Standard approach to search protograph ensemble) :

We can get weight distribution from DE (with constrains from hardware implementation) use Theorem 8, [38] for search best code distance upper bound protograph ensemble(if circulant->infinity and we get convolutional code) and after use Theorem 7 to improve tightness, then using this upper bound estimate real code distance of our code. Then consider punctured nodes which improve divergent of graph under BP, [39]. But maybe we can found better general method?

Could we create new protograph with better divergent without greed search?

5. **Improve BP decoding divergent using addition parity-check from graph automorphisms.** Let we have some defined code on the graph based on the middle or high dense parity-check matrix and its automorphisms representation. How many automorphism representation of graph need to use under BP to probability (LLR) divergent under AWGN-channel, [41]? How to improve it using special protograph, with minimal matrix dense and special puncture structures?
6. **Improve BP decoding divergent using linearly dependent row in parity-check matrix.** Let we have some defined code on the graph based on the low, middle or high dense parity-check matrix and some linear depended row in parity-check. How to construct and minimize number of row to improve divergent under BP to probability (LLR), AWGN-channel, [42].
7. Could we lift protograph using different structure (not only by circulant permutation matrix(QC-LDPC)) and get with reasonable grow of complexity, better TS enumerator and properties of code (code distance, weight spectrum enumerator), without loss in throughput (save automorphism of graph), [43-44] ?

Simple problem: If two step lifting, 1st non-commuting, 2d QC, without greed search using permanent based estimation of code distance upper bound, [38-39]. More general problem if we use something different than QC or cycle code, could it be hardware friendly?

REFERENCES

- [1] Fossorier "Quasi-cyclic low-density parity-check codes from circulant permutation matrices", *IEEE Trans. Inf. Theory*, vol. 50, no. 8, pp.1788-1793, 2004
- [2] T. Richardson and R. Urbanke. Efficient encoding of low-density parity-check codes. In *IEEE Trans. Inform. Theory*, volume 47, pages 638–656, February 2001
- [3] Li Zhang; Qin Huang; Shu Lin; Abdel-Ghaffar, K.; Blake, I.F., "Quasi-Cyclic LDPC Codes: An Algebraic Construction, Rank Analysis, and Codes on Latin Squares," *Communications, IEEE Transactions on* , vol.58, no.11, pp.3126-3139, 2010,
- [4] Djurdjevic, I. Xu, K. Abdel-Ghaffar, and S.Lin, "A class of low-density parity-check codes constructed based on Reed-Solomon codes with two information symbols," *IEEE Comm. Lett.*, vol. 7, pp. 317-319, July. 2003.,
- [5] Kovalev, S.; Krachkovsky, V.Y., "A simple method to construct LDPC codes based on projective planes," *Information Theory Proceedings (ISIT), 2011 IEEE International Symposium on* , vol., no., pp.737,741, 2011
- [6] Høholdt T., Janwa H. Eigenvalues and expansion of bipartite graphs *Des. Codes and Cryptogr.* V 65, 2012 pp. 259-273
- [7] Tom Høholdt, Heeralal Janwa Eigenvalues and expansion of bipartite graphs *Designs Codes and Cryptography* . 12/2012; 65(3), pp. 259-273
- [8] Tom Høholdt, Heeralal Janwa Optimal Bipartite Ramanujan Graphs from Balanced Incomplete Block Designs: Their Characterizations and Applications to Expander/LDPC Codes. *Proceeding AAecc-18 '09 Proceedings of the 18th International Symposium on Applied Algebra, Algebraic Algorithms and Error-Correcting Codes* P. 53-64
- [9] Fossorier "Quasi-cyclic low-density parity-check codes from circulant permutation matrices", *IEEE Trans. Inf. Theory*, vol. 50, no. 8, pp.1788-1793 2004
- [10] Y. Wang, J. S. Yedidia, and S. C. Draper, "Construction of high girth QC-LDPC codes," 2008 5th International Symposium on Turbo Codes and Related Topics, Sept. 2008, pp. 180–185.
- [11] Y. Hu, E. Eleftheriou, and D. M. Arnold, Regular and Irregular Progressive Edge Growth Tanner Graphs, *IEEE Trans. on Inform. Theory*, vol.51, no.1, pp. 386-398, 2005.
- [12] H. Xiao and A. H. Banihashemi, Improved Progressive-Edge-Growth (PEG) Construction of Irregular LDPC Codes, *IEEE Communication Letters*, vol. 8, No. 12, pp. 715-718, December 2004
- [13] Chavet C., Coussy P. *Advanced Hardware design for Error Correcting codes.* Springer Chapter 2 2015

- [14] F. Kschischang, B. Frey, and H.-A. Loeliger, "Factor graphs and the sum product algorithm," *IEEE Transactions on Inform. Theory*, vol. 47, no. 2, pp. 498–519, 2001.
- [15] D. MacKay, "Good error-correcting codes based on very sparse matrices," *IEEE Transactions on Information Theory*, vol. 45, no. 2, pp. 399–431, Mar 1999.
- [16] Fossorier M.P.C., Mihaljevic M. and Imai H. Reduced Complexity Iterative Decoding of Low-Density Parity Check Codes Based on Belief Propagation, *IEEE Trans. on Comm.* May 1999, vol. 47, no. 5, pp. 673-680.
- [17] R. Gallager, "Low density parity-check codes," *IRE Trans, Information Theory*, pp. 21-28. January 1962.
- [18] T. Richardson, "Error floors of LDPC codes," in *Proc. 41st Allerton Conf. Comm., Control, and Comput.*, Monticello, IL, 2003
- [19] Vasić, B.; Chilappagari, S.K.; Nguyen, D.V.; Planjery, S.K., "Trapping set ontology," *Communication, Control, and Computing*, 2009. Allerton 2009. 47th Annual Allerton Conference on , vol., no., pp.1,7, Sept. 30 2009-Oct. 2 2009
- [20] D.J.C. MacKay, M.J. Postol Weaknesses of Margulis and Ramanujan-Margulis Low-Density Parity-check codes, *Proceedings of MFCSIT2002*, Galway
- [21] Tao Tian; Jones, C.R.; Villasenor, J.D.; Wesel, R.D., "Selective avoidance of cycles in irregular LDPC code construction," *Communications, IEEE Transactions on* , vol.52, no.8, pp.1242,1247, Aug. 2004
- [22] Deka, Kuntal; Rajesh, A.; Bora, P.K., "On the equivalence of the ACE and the EMD of a cycle for the ACE spectrum constrained LDPC codes," *Turbo Codes and Iterative Information Processing (ISTC)*, 2014 8th International Symposium on , vol., no., pp.67,71, 18-22 Aug. 2014
- [23] R. M. Tanner, D. Sridhara, T. Fuja, "A class of group structured LDPC codes", *Proc. ICSTA 2001*, Ambleside, England, 2001.
- [24] Tanner, R.M., "Minimum-distance bounds by graph analysis," *Information Theory, IEEE Transactions on*, vol.47 (2), pp.808-821, Feb 2001
- [25] Vontobel, P.O.; Koetter, R., "Lower bounds on the minimum pseudoweight of linear codes,". *Proceedings. International Symposium on in Information Theory*, pp.70, 2004
- [26] Shin M., Kim J., Hong-Yeop Song, "Generalization of Tanner's minimum distance bounds for LDPC codes," in *Comm. Letters, IEEE* , vol.9, №3, pp.240-242
- [27] Sarah Johnson *Low-Density Parity-Check Codes from Combinatorial Designs*. Phd thesis The University of Newcastle Callaghan. 2004. 211 page

- [28] Sae-Young Chung; Forney, G.D., Jr.; Richardson, T.J.; Urbanke, R., "On the design of low-density parity-check codes within 0.0045 dB of the Shannon limit," *Communications Letters, IEEE* , vol.5, no.2, pp.58,60, Feb 2001
- [29] Differential Evolution (DE) for Continuous Function Optimization (an algorithm by Kenneth Price and Rainer Storn) <http://www1.icsi.berkeley.edu/~storn/code.html>
- [30] Richardson, T.; Shokrollahi, A.; Urbanke, R., "Design of provably good low-density parity check codes," *IEEE Intern.Symp. on Inform. Theory*, 2000., pp.199-200
- [31] Richardson T.J., Urbanke, R.L. The capacity of low-density parity-check codes under message-passing decoding, *Trans. Inform. Theory*, vol.47, №2, pp.599-618, 2001
- [32] J. Thorpe Low-Density Parity-Check (LDPC) Codes Constructed from Protographs IPN Progress Report 42-154
- [33] Polar Fossorier M. Codes: Graph Representation and Duality <http://arxiv.org/abs/1312.0372>
- [34] G. David Forney Jr Codes on Graphs: Fundamentals <http://arxiv.org/abs/1306.6264>
- [35] N. Wiberg Codes and decoding on general graphs, Ph.D. Thesis, U. Linkoping, Sweden, 1996
- [36] CCSDS 131.1-O-2 LOW DENSITY PARITY CHECK CODES FOR USE IN NEAR-EARTH AND DEEP SPACE APPLICATIONS, 131x1o2e2s.pdf
- [37] Cuizhu Shi; Ramamoorthy, A., "Design and analysis of E^2RC codes," in *Selected Areas in Communications, IEEE Journal on* , vol.27, no.6, pp.889-898
- [38] Richardson T, Urbanke R Multi-Edge Type LDPC Codes
- [39] Smarandache R., Vontobel P.O. "Quasi-Cyclic LDPC Codes: Influence of Proto- and Tanner-Graph Structure on Minimum Hamming Distance Upper Bounds," *IEEE Transactions on Inform. Theory*, vol.58, №2, 2012, pp.585-607
- [40] Butler, B.K.; SIEGEL, P.H., Bounds on the Minimum Distance of Punctured Quasi-Cyclic LDPC Codes, *IEEE Transactions on Inform. Theor.*, vol.59, no.7, pp.4584-4597
- [41] [Samuel Ouzan](http://arxiv.org/abs/0911.3262), [Yair Be'ery](http://arxiv.org/abs/0911.3262) Moderate-Density Parity-Check Codes <http://arxiv.org/abs/0911.3262>
- [42] Zhang, J.; Wang, Y.; Fossorier, M.; Yedidia, J.S., "Replica Shuffled Belief Propagation Decoding of LDPC Codes", Annual Conference on Information Sciences and Systems (CISS), March 2005.
- [43] David G. M. Mitchell, Roxana Smarandache, Daniel J. Costello Jr Quasi-Cyclic LDPC Codes based on Pre-Lifted Protographs <http://arxiv.org/abs/1407.5364>
- [44] Kelley, C.A., "Algebraic Design and Implementation of Protograph Codes using Non-Commuting Permutation Matrices," in *Communications, IEEE Transactions on* , vol.61, no.3, pp.910-918