

Control of diffusion of nano-particles in an optical vortex lattice

Ivar Zapata,^{1,2,*} Rafael Delgado-Buscalioni,¹ and Juan José Sáenz^{3,4}

¹*Condensed Matter Physics Center (IFIMAC), Universidad Autónoma de Madrid, 28049, Madrid, Spain.*

²*Departamento Física de Materiales, Universidad Complutense de Madrid, Madrid, Spain*

³*Donostia International Physics Center (DIPC),*

Paseo Manuel Lardizabal 4, 20018 Donostia-San Sebastian, Spain.

⁴*IKERBASQUE, Basque Foundation for Science, 48013 Bilbao, Spain.*

A two-dimensional periodic optical force field, which combines conservative dipolar forces with vortices from radiation pressure, is proposed in order to influence the diffusion properties of optically susceptible nano-particles. The different deterministic flow patterns are identified. In the low noise limit, the diffusion coefficient is computed from a Mean First Passage Time (MFPT) and the Most Probable Escape Paths (MPEP) are identified for those flow patterns which possess an stable stationary point. Numerical simulations of the associated Langevin equations show remarkable agreement with the analytically deduced expressions. Modifications of the force field are proposed so that a wider range of phenomena could be tested.

PACS numbers: 05.40.-a, 05.60.Cd, 42.50.Wk, 87.80.Cc, 37.10.Vz, 37.10.Jk

I. INTRODUCTION

The study of Brownian motion in spatially periodic and random landscapes has long been a topic of interest in all branches of science [1–6]. Counterintuitive phenomena like the giant diffusion induced by an oscillating periodic potential [7] or kinetically locked-in states in driven diffusive transport [8] have been realised by using optically induced potential energy landscapes [9, 10] demonstrating optical guiding and sorting of particles in microfluidic flows [11, 12]. Fascinating complex dynamics appear when thermal Brownian motion is combined with additional energy sources [4, 5, 13, 14].

Active Brownian objects are able of taking up energy from their environment and converting it into directed motion that drives them out of equilibrium. The energy necessary for active motion can be supplied by an external spatio-temporal modulated field or by energy input from a local “self-generated” force [5] (small objects can swim by generating concentration and other gradients around them [15, 16]). Active Brownian motion can be encountered in a large variety of phenomena, including protein diffusion [17], the motion of swimming bacteria [18, 19] and artificial nanoscale swimming devices [16, 20], turbulent flows [21, 22] or even in the processes leading to collective opinion formation [23]. Self-generated forces can also be optically tuned through photo-chemical [24] or photo-thermal [25, 26] mechanisms. Direct conversion of electromagnetic energy into mechanical energy can be achieved by time modulation of periodic or random intensity patterns. Optically induced active superdiffusion can be realised in colloidal suspensions where the particles move in a time-dependent, self-generated, speckle intensity pattern induced by multiple scattering of light [27]. Active superdiffusion can also be achieved

by time-varying external speckle patterns changing over timescales similar to the characteristic times of thermal Brownian fluctuations [28] (slower, adiabatic, changes leading to subdiffusive behavior [28] while faster changes can lead to conservative, Casimir-like, interactions between particles [29]).

Most of previous work on thermal ratchets and control of active media relied on potential energy landscapes with some type of external, random or periodic, time-dependent driving. However, there is a way of driving the system out of equilibrium which does not require time-dependent forces, namely, the use of non-conservative stationary force fields with a nonvanishing solenoidal component, i.e. a component which can be expressed as the curl of a vector [30–32]. Even in absence of thermal noise, the curl dynamics of systems under Newtonian curl forces present intriguing properties that are not yet fully understood [33, 34] (note that the term “curl force” is also being used to denote a force field whose curl is different from zero).

The practical realisation of Brownian vortices [30, 31] driven by curl forces on particles trapped in optical tweezers [35, 36] has generated an increasing interest on the study of nonequilibrium dynamics of optically trapped particles [37–40]. Interesting non-equilibrium effects, like giant diffusion [41, 42] or deterministic ratchet effects [?], have been predicted for the active Brownian diffusion in two-dimensional periodic curl force fields. However, theoretical description of the diffuse motion of objects in stationary periodic curl force landscapes remains to be done.

Since the early works on reaction rates by Kramer (for a review see [43]) most of the multi-dimensional studies have dealt with situations in which the deterministic driving forces derive from a potential scalar (but see for example [44] for a case in which inertia together with a magnetic force is studied). When the forces are stationary and non-conservative, the construction of the equilibrium distribution poses a formidable problem. Early

*Electronic address: izapatao@ucm.es

works in this direction (see the review in [45]) pointed that the essential difficulty is of geometric nature. The characteristics of this stationary distribution are needed in order to asymptotically estimate the transitions rates in the regime of low noise, which is computationally the most elusive. In this regime, it is not difficult to show that when the underlying force field is periodic in space, diffusion can be formulated as a first passage time (FPT) problem, therefore bringing reaction rates into discussion when a diffusion coefficient is needed.

We lack a general theory to study these problems in more than two dimensions, but the 2D case seems to have made consistent progress in the last two decades. The low temperature FPT is mostly determined by solving an associated 4D Hamiltonian (two space and two momenta coordinates), whose zero energy solutions can be organized into 2D Lagrangian surfaces. The geometric understanding of these surfaces is the most important part of the study of low noise FPT. In [46] it is shown that focusing and caustics occur in Lagrangian surfaces and their emergence modifies the naive FPT Arrhenius estimates coming from Eyring formula. When there is no focusing, a new classically forbidden wedge region at one side of the exit saddle points is discovered in [47], which also puts Eyring formula on a firm ground for the first time. For a variety of related new results, see [48–52]. Non-mathematical applications of these theoretical results can be found in [53–56]. They include analogue electrical circuits or highly stylized biological or neural network systems.

Our purpose here is twofold: on a first hand, we propose to apply the FPT results from [46, 47] in order to compute the diffusion characteristics of over-damped nano-particles on a two-dimensional periodic curl force field. On the other hand, since this is a relatively simple and experimentally feasible physical system, we will show that simple modifications of the proposed experimental setup could allow to physically realise and explore most of the full spectrum of novel results, i.e., focusing, caustics and classically forbidden wedge regions. The present setups are experimentally highly controllable and the mathematical models which describe their physics can perform quantitative and precise predictions.

Our paper is organized as follows. In Sec. II we review the model and introduce Langevin equations. Sec. III analyzes the features of the deterministic flow and shows a complete classification of the topologically distinct flow patterns. In Sec. IV A we review the Fokker-Planck approach to diffusion and its relation the Mean First Passage Time (MFPT). Sec. IV B, which deals with the low-noise approximation to the MFPT, is a summary of the results from [47] needed to understand the present work. The application of these results to the model discussed in the present work is given in Sec. IV C. Sec. IV D summarizes relevant formulas for the diffusion coefficient in limit cases in which the non-conservative forces do not appear, and Sec. IV E provides the discussion on systems without any stable node. Numerical simulation

of Langevin equations and its successful comparison with low-noise expansion results is presented in Sec. IV F. Finally, we conclude in Sec. V, with an outlook of possible modifications of the setup in order to probe those other low-noise asymptotics phenomena mentioned in the introduction and discussed in Sec. IV B.

II. PHYSICAL MODEL

The model is described in Albaladejo *et al.* [41]. Spherical nano-particles are confined in a plane with coordinates $\mathbf{R} = (X, Y)$ and are subject to light forces coming from the interference of two standing waves propagating along the directions x and y respectively, polarized along a direction, Z , orthogonal to the plane of motion of the nano-particles. The two standing waves have the same frequency ω and intensity. The Z component of the electric field amplitude in the interference region can be written as

$$E_z = i2E_0 (\sin(kX) + e^{i\phi} \sin(kY)), \quad (1)$$

where $k = n\omega/c$ is the wave-number, $c = \sqrt{1/\epsilon_0\mu_0}$ is the speed of light in vacuum, $n = \sqrt{\epsilon}$ the refraction index of the surrounding medium with ϵ as relative electric permittivity, E_0 is the common amplitude of the electric field of the two standing waves, related to the laser power density P through $(n/c)P = \epsilon_0\epsilon|E_0|^2/2$, and ϕ is the phase different between both standing waves. Then, nano-particles are subject to a light force \mathbf{F} which can be decomposed into a conservative part \mathbf{F}_{cons} and a non-conservative \mathbf{F}_{n-cons} coming from radiation pressure:

$$\begin{aligned} \mathbf{F} &= \mathbf{F}_{cons} + \mathbf{F}_{n-cons} \\ \mathbf{F}_{cons} &= -\nabla U(X, Y) \\ \mathbf{F}_{n-cons} &= \nabla \times [\mathbf{z}A(X, Y)] \end{aligned} \quad (2)$$

with \mathbf{z} a unit vector in the z direction and $U(x, y)$ and $A(x, y)$ are given by

$$\begin{aligned} U(X, Y) &= -2\frac{n}{c}P\alpha' [\sin^2(kX) + \sin^2(kY) \\ &\quad + 2\cos(\phi)\sin(kX)\sin(kY)] \\ A(X, Y) &= 4\frac{n}{c}P\alpha'' \sin(\phi)\cos(kX)\cos(kY) \end{aligned} \quad (3)$$

where $\alpha(\omega) = \alpha' + i\alpha''$ is the complex polarizability of the nano-particles. Within the electric dipole approximation, $a \ll 2\pi/k$, (a is the radius of spherical nano-particles), the polarizability is given by $\alpha(\omega) = \alpha_0(\omega)(1 - i\alpha_0(\omega)k^3/6\pi)^{-1}$, $\alpha_0(\omega) = 4\pi a^3(\epsilon_{np}(\omega) - \epsilon)(\epsilon_{np}(\omega) + 2\epsilon)^{-1}$ is the usual instantaneous dielectric response of dielectric spheres (Clausius-Mossotti relation) and $\epsilon_{np}(\omega)$ is the macroscopic relative permittivity of the substance of which nano-particles are made off. The correction $1 \rightarrow (1 - i\alpha_0(\omega)k^3/6\pi)^{-1}$ to the polarizability comes from radiation reaction and is

sufficient to enforce the validity of the optical theorem in scattering when the electric dipole approximation is made (see [57, 58]).

In this work a surrounding medium of viscosity η is considered. Nano-particles' friction coefficient, γ , which appears in Newton's force equation as $-\gamma d\mathbf{R}/dT$, is given by Stokes' law $\gamma = 6\pi a\eta$. The inertia term $m d^2\mathbf{R}/dT^2$ can be neglected in the so called over-damped regime, which here means that the scale of the optical forces is sufficiently small $k\sqrt{8m\alpha'P(n/c)} \ll \gamma$. The effective over-damped Langevin equation of motion for the independent nano-particles can be written as

$$\begin{aligned} \gamma \frac{d\mathbf{R}}{dT} &= \mathbf{F} + \Xi(T) \\ \langle \Xi_i(T_1) \Xi_j(T_2) \rangle &= 2\gamma k_B T \delta_{ij} \delta(T_1 - T_2), \end{aligned} \quad (4)$$

Using the following change of variables and definitions,

$$\begin{aligned} \mathbf{r} &= k\mathbf{R} \\ t &= T/\tau \\ \tau &:= \frac{\gamma}{2(n/c)P|\alpha'|k^2} \\ \xi(t) &:= \frac{\tau}{\gamma} \Xi(T) \\ \beta &:= \frac{\alpha''}{|\alpha'|} \geq 0 \end{aligned} \quad (5)$$

the Langevin equation 4, can be written in dimensionless form

$$\frac{d\mathbf{r}}{dt} = \mathbf{f} + \xi(t) \quad (6)$$

where the non-dimensional optical force becomes,

$$\begin{aligned} \mathbf{f} &= \pm \nabla (\sin^2 x + \sin^2 y + 2 \cos \phi \sin x \sin y) \\ &\quad + 2\beta \sin \phi \nabla \times (\mathbf{z} \cos x \cos y) \end{aligned} \quad (7)$$

and the noise and noise amplitude parameter ϵ are given by,

$$\begin{aligned} \langle \xi_i(t_1) \xi_j(t_2) \rangle &= \epsilon \delta_{ij} \delta(t_1 - t_2) \\ \epsilon &:= \frac{k_B T}{(n/c)P|\alpha'|}. \end{aligned} \quad (8)$$

Here the gradient ∇ is with respect to \mathbf{r} and the \pm is the sign of α' . In the present work we will concentrate on the normal $\alpha' > 0$, the opposite case will be done in a further research work. The drift force \mathbf{f} can be also written in matricial form,

$$\begin{aligned} \mathbf{f} &= 2 \begin{bmatrix} \cos x (\sin x + c_- \sin y) \\ \cos y (\sin y + c_+ \sin x) \end{bmatrix} \\ c_{\pm} &:= \cos \phi \pm \beta \sin \phi. \end{aligned} \quad (9)$$

We will see that we can take $0 \leq \phi \leq \pi/2$ without loosing any generality. This implies the following constraints:

$$\begin{aligned} 0 &\leq c_- + c_+ \leq 2 \\ c_- &\leq c_+. \end{aligned}$$

It is not difficult to show that once these two constraints are fulfilled, then $0 \leq \phi \leq \pi/2$, $\beta \geq 0$ exist so that $c_{\pm} = \cos \phi \pm \beta \sin \phi$. To see that it is sufficient to have $0 \leq \phi \leq \pi/2$ it is sufficient to notice that both $(\cos \phi, \sin \phi) \Rightarrow (\cos \phi, -\sin \phi)$, $(x, y) \Rightarrow (y, x)$ and $(\cos \phi, \sin \phi) \Rightarrow (-\cos \phi, \sin \phi)$, $(x, y) \Rightarrow (-y, x)$ transform the equations of motion into one in which $0 \leq \phi \leq \pi/2$. It is finally noted that ϵ , the ratio between the thermal energy and the work done by the laser on the particle, is in fact the inverse of the Peclet number controlling the advection-diffusion dynamics.

III. FEATURES OF THE DETERMINISTIC FLOW

The main objective of this work is to analyze the most probable route(s) of the particle over the periodic landscape of forces exerted by the lasers. To that end we first analyze the symmetries of the force pattern and the types of stationary points (where the driving force vanishes $\mathbf{f} = 0$). It is noted that the additional presence of a minute amount of thermal noise is essential to let the particle scape from the *stable* stationary points, which in this case can be termed as *metastable*. This low noise limit is the subject of the present work which focus on how long it takes the particle to scape and where, as discussed in Sec. IV, so as to provide control over the long time particle diffusion.

A. Symmetries

Obviously, the flow is translational invariant in units of 2π , both vertically or horizontally, therefore we can restrict to a square $(-\pi, \pi)^2$. A special status is given to the lines $x = (2n+1)\pi/2$ and $y = (2m+1)\pi/2$, where the force is respectively vertical or horizontal (here and in the rest of the present work, $n, m \in \mathbb{Z}$ and note that m should not be confused with the mass). In fact, it can be shown that horizontal and vertical reflections through any of these lines together with inversion through their crossings, i.e., at the points $(2n+1, 2m+1)\pi/2$, are symmetries (the equations of motion are invariant). Inversion through $(n, m)\pi$ (in particular through the origin) are symmetries as well.

B. Classification of stationary points

The full set of stationary points $\mathbf{f}(\mathbf{r}_s) = \mathbf{0}$, of the drift are shown in Table I and also illustrated in Fig.1-2.

Obviously, for the fixed points of type **s3** and **s4** ($\mathbf{r}_{s3}, \mathbf{r}_{s4}$) it is required that either $|c_+| \leq 1$ or $|c_-| \leq 1$, and the arcsin functions then refer to all their possible values, not just their principal branch definitions.

The character of the flows near these fixed points can be obtained from the linearized drift $\mathbf{f}_i(\mathbf{r} - \mathbf{r}_s) \simeq$

s1	$\mathbf{r}_{s1} = (2n + 1, 2m + 1) \pi / 2$
s2	$\mathbf{r}_{s2} = (n, m) \pi$
s3	$\mathbf{r}_{s3} = ((2n + 1) \pi / 2, (-1)^{n+1} \arcsin c_+)$
s4	$\mathbf{r}_{s4} = ((-1)^{m+1} \arcsin c_-, (2m + 1) \pi / 2)$
	$\phi = 0$ and both lines $x + y = 2n\pi$ and $x - y = (2m + 1)\pi$

Table I: Stationary points of deterministic flow $\dot{\mathbf{r}} = \mathbf{f}(\mathbf{r})$ and their notation (see Eq. 9)

$\mathbf{B}(\mathbf{r}_s)_{ij} (\mathbf{r} - \mathbf{r}_s)_j$, with $\mathbf{B}(\mathbf{r}_s)_{ij} := \nabla_j \mathbf{f}_i(\mathbf{r}_s)$ (here we use Einstein summation convention on repeated indices and $i, j = 1, 2$ with $\mathbf{r}_1 = x$, etc). The fixed points nomenclature is explained in Almeida [59]. Here we find the following possibilities for our 2D system, depending on the eigenvalues of $\lambda_{1,2}$ of $\mathbf{B}(\mathbf{r}_s)$: stable (SN) $\lambda_{1,2} < 0$ or unstable (UN) $\lambda_{1,2} > 0$ node, saddle (SD) $\lambda_1 < 0 < \lambda_2$ and unstable focus (UF) $\Re(\lambda_{1,2}) > 0$, $\Im(\lambda_{1,2}) \neq 0$. Table II summarizes the possible qualitatively different flows.

The cases in which $c_+ = c_-$ lead to vanishing non-conservative forces and we will deal with them separately in Sec. IV D. On the other hand, in the present work we will not consider bifurcation phenomena which arises when $|c_-| = 1$ or $|c_+| = 1$ and where stable nodes change into saddles, i.e., when one of the eigenvalues goes through zero. This makes linear analysis not sufficient to decide the stability of the stationary points.

In the subsequent analysis, a special role will be given to both stable nodes (SN) and the saddles (SD), the later will be the only possible candidates through which particle flow will pass in the low temperature limit ($\epsilon \ll 1$). For the saddles it is necessary to obtain both stable and unstable eigenvalues and eigenvectors, $\lambda_{s/u}$ and $\mathbf{e}_{s/u}$ (we will explain later the meaning of the symbols $(\tilde{\mathbf{e}}_s, \tilde{\mathbf{g}}_s)$ and $(\tilde{\mathbf{e}}_u, \tilde{\mathbf{g}}_u)$). Table III provides the eigenvectors and eigenvalues of the cases of Table II where saddles can occur.

C. Qualitative flow regimes

From the results in IIIB and Table II it can be seen that cases A) through D) lead to stable nodes. This contrasts with case E) in which there are no attractive stationary points, and the limit sets of the spiral surrounding the unstable foci at \mathbf{r}_{s2} are heteroclinic orbits joining the SD's at the four corners located at points of type **s1** (\mathbf{r}_{s1}). An example of case E) is shown in Fig.1. When $\phi = \pi/2$ and $\beta > 1$, due to the small distance among neighbor limit cycles, diffusion is gigantically enhanced, as is shown in Albaladejo *et al.* [41]. We will consider case E) in Sec. IV E, but for most of the work will be about regimes with stable nodes, whose flows are illustrated in Fig. 2.

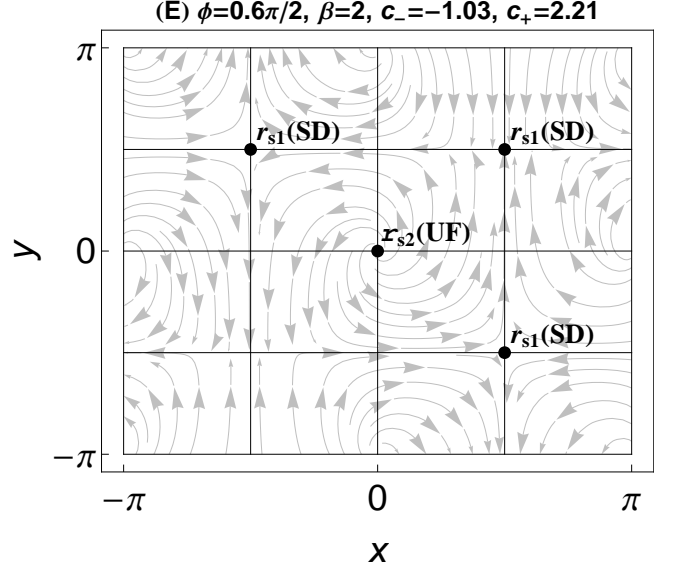


Figure 1: An example of flow of type E). Symmetry transformations (see III A) applied to the marked stationary points leads to all the stationary points.

IV. DIFFUSION IN THE VORTEX FIELD

A. Fokker-Planck equation description

In a periodic 2D static force field, like the one described in the Langevin equation Eq. 6, an effective diffusion coefficient can be defined as

$$D := \lim_{t \rightarrow \infty} \left\langle \frac{|\mathbf{r}(t) - \mathbf{r}(0)|^2}{4t} \right\rangle, \quad (10)$$

where the average is taken over noise realizations all with the same initial position $\mathbf{r}(0)$. This formula requires, that no average drift is present, $\lim_{t \rightarrow \infty} \langle \mathbf{r}(t) \rangle / t = \mathbf{0}$, a requirement which is fulfilled by the present forces, Eq. 9, because of inversion symmetry (see III A). On the other hand, Eq. 6 is equivalent to the forward Fokker-Planck equation (in this context in which inertia forces are neglected it is also called Smoluchowski equation) for the probability density $\rho(\mathbf{r}, t)$ of finding the particle at time

Code	Range	\mathbf{r}_{s1}	\mathbf{r}_{s2}	\mathbf{r}_{s3}	\mathbf{r}_{s4}
A	$0 \leq c_- < c_+ < 1$	SN	UN	SD	SD
B	$-1 < c_- < 0 < c_+ < 1$	SN	UF	SD	SD
Impossible	$c_- < -1, 0 < c_+ < 1$				
C	$0 \leq c_- < 1 < c_+$	SN/SD(*)	UN		SD
D	$-1 < c_- < 0, 1 < c_+$	SN/SD(*)	UF		SD
E	$c_- < -1, 1 < c_+$	SD	UF		
(*) $n + m$ even/odd					

Table II: Flow types. The available character of the fixed points are: SN stable node, UN unstable node, SD saddle and UF unstable focus.

SD	λ_s	λ_u	\mathbf{e}_s	\mathbf{e}_u	$(\tilde{\mathbf{e}}_s, \tilde{\mathbf{g}}_s)$	$(\tilde{\mathbf{e}}_u, \tilde{\mathbf{g}}_u)$
$\mathbf{r}_{s1}, n + m$ odd	$-2(1 - c_-)$	$2(c_+ - 1)$	$(1, 0)$	$(0, 1)$	$(0, -1/2\lambda_u, 0, 1)$	$(-1/2\lambda_s, 0, 1, 0)$
$\mathbf{r}_{s1}, n + m$ even	$-2(1 + c_+)$	$-2(1 + c_-)$	$(0, 1)$	$(1, 0)$	N. A.	N. A.
\mathbf{r}_{s3}	$-2(1 - c_- c_+)$	$2(1 - c_+^2)$	$(1, 0)$	$(0, 1)$	$(0, -1/2\lambda_u, 0, 1)$	$(-1/2\lambda_s, 0, 1, 0)$
\mathbf{r}_{s4}	$-2(1 - c_- c_+)$	$2(1 - c_-^2)$	$(0, 1)$	$(1, 0)$	$(-1/2\lambda_u, 0, 1, 0)$	$(0, -1/2\lambda_s, 0, 1)$

Table III: Unstable/stable $\lambda_{u/s}$ eigenvalues and eigenvectors $\mathbf{e}_{s/u}$ of the saddles together with they eigenvectors $(\tilde{\mathbf{e}}_s, \tilde{\mathbf{g}}_s)$ and $(\tilde{\mathbf{e}}_u, \tilde{\mathbf{g}}_u)$ corresponding to stable and unstable direction in the 4D phase space of the effective Hamiltonian dynamics (see Eq. 19).

t in position \mathbf{r} , as

$$\begin{aligned}
\frac{\partial \rho(\mathbf{r}, t)}{\partial t} &= -\Lambda_\epsilon \rho(\mathbf{r}, t) \\
\Lambda_\epsilon \rho(\mathbf{r}, t) &= -\frac{\epsilon}{2} \Delta \rho(\mathbf{r}, t) + \nabla \cdot (\mathbf{f}(\mathbf{r}) \rho(\mathbf{r}, t)), \\
\rho(\mathbf{r}, 0) &= \delta(\mathbf{r} - \mathbf{r}(0)).
\end{aligned} \tag{11}$$

The evolution operator, or Fokker-Planck operator Λ_ϵ contains a drift term and diffusion term proportional to ϵ (the inverse of Peclet number). In the low noise limit, $\epsilon \rightarrow 0$, which is going to be analyzed in the present work, a Brownian particle stays most of its time exponentially close to the attractive stationary points (SN). The noise term $\xi(t)$ in Eq. 6 allows for the particle to hop from one SN to another, if these *metastable* states are nearby ones. In fact, the low noise limit requires that, asymptotically, these jumps should be to their first neighbor metastable states. Concentrating from now on into cases A) through D) (see Table. II), in each elementary cell $(-\pi, \pi)^2$, we will identify the *dominant* hopping process, in the sense that it asymptotically dominates the contribution to the long-time diffusion coefficient arising from Eq. 10. This dominant hop will be “diagonal” across the attractors located at $\mathbf{r}_{s1} = (2n + 1, 2m + 1)\pi/2$, $n + m \in \text{even}$. The distance between these two adjacent (diagonal) attractors is $(2)^{1/2}\pi$ (in units of the inverse wavenumber $1/k$), so if the rate for this process is called r_D , then the diffusion coefficient can be simply computed as

$$D = 2\pi^2 r_D. \tag{12}$$

In this low noise limit, all the hoppings between stable nodes (or focus in case they existed) can be computed from the Mean First Passage Time (MFPT) to the separatrix, which is the force line dividing the domains of attraction of these SN. These separatrices are shown in

Fig. 2. If $T(\mathbf{r})$ is the MFPT starting from position \mathbf{r} , then asymptotically $T(\mathbf{r}) \simeq T(\mathbf{r}_{s1})$ for $\epsilon \rightarrow 0$ and all the hopping rates are given by $r_D \simeq 1/[2T(\mathbf{r}_{s1})]$ (see Talkner [60]). Hence, in this low noise limit and in order to compute the effective diffusion constant in Eq. 10, it is enough to compute the possible MFPT and chose the appropriate one. How to obtain these paths and passage times and what is the appropriate one is the subject of the next section.

B. Low noise expansion.

From now on (unless otherwise stated) we will deal exclusively with asymptotics for low noise, $\epsilon \rightarrow 0$. For proofs and motivation to the general arguments presented here, see Maier and Stein [47], of which the present section is a quick summary of the needed results.

The MFPT $T(\mathbf{r}_{s1})$ to the separatrix $\partial\Omega$ of the domain of attraction $\mathbf{r}_{s1} \in \Omega$ is asymptotically given by the smallest eigenvalue (all of them are positive) of the Fokker-Planck operator (see Eq. 11) $\Lambda_\epsilon v_\epsilon^0 = -\lambda_\epsilon^{(0)} v_\epsilon^0$, with absorbing (Dirichlet) boundary conditions (i.e., indicating an escape event $\mathbf{r} \in \delta\Omega$),

$$v_\epsilon^0(\mathbf{r} \in \partial\Omega) = 0 \text{ as } T(\mathbf{r}_{s1}) \simeq 1/\lambda_\epsilon^{(0)} \tag{13}$$

If $\mathbf{J}_0(\mathbf{r}) = [-(\epsilon/2)\nabla + \mathbf{f}(\mathbf{r})]v_\epsilon^0(\mathbf{r})$ is the probability current of this eigenstate, the eigenvalue $\lambda_\epsilon^{(0)}$ is the absorption rate, which just arises from the integral form of the Fokker-Planck equation 11 applied to its eigenstate,

$$\lambda_\epsilon^{(0)} = \frac{\int_{\mathbf{r} \in \partial\Omega} \mathbf{J}_0(\mathbf{r}) \cdot \mathbf{n}(\mathbf{r})}{\int_{\mathbf{r} \in \Omega} v_\epsilon^0(\mathbf{r})}, \tag{14}$$

where $\mathbf{n}(\mathbf{r})$ is the outward normal to $\mathbf{r} \in \partial\Omega$. The distribution of exit points in $\mathbf{r} \in \partial\Omega$ is $p(\mathbf{r}) \propto \mathbf{n}(\mathbf{r}) \cdot \mathbf{J}_0(\mathbf{r}) =$

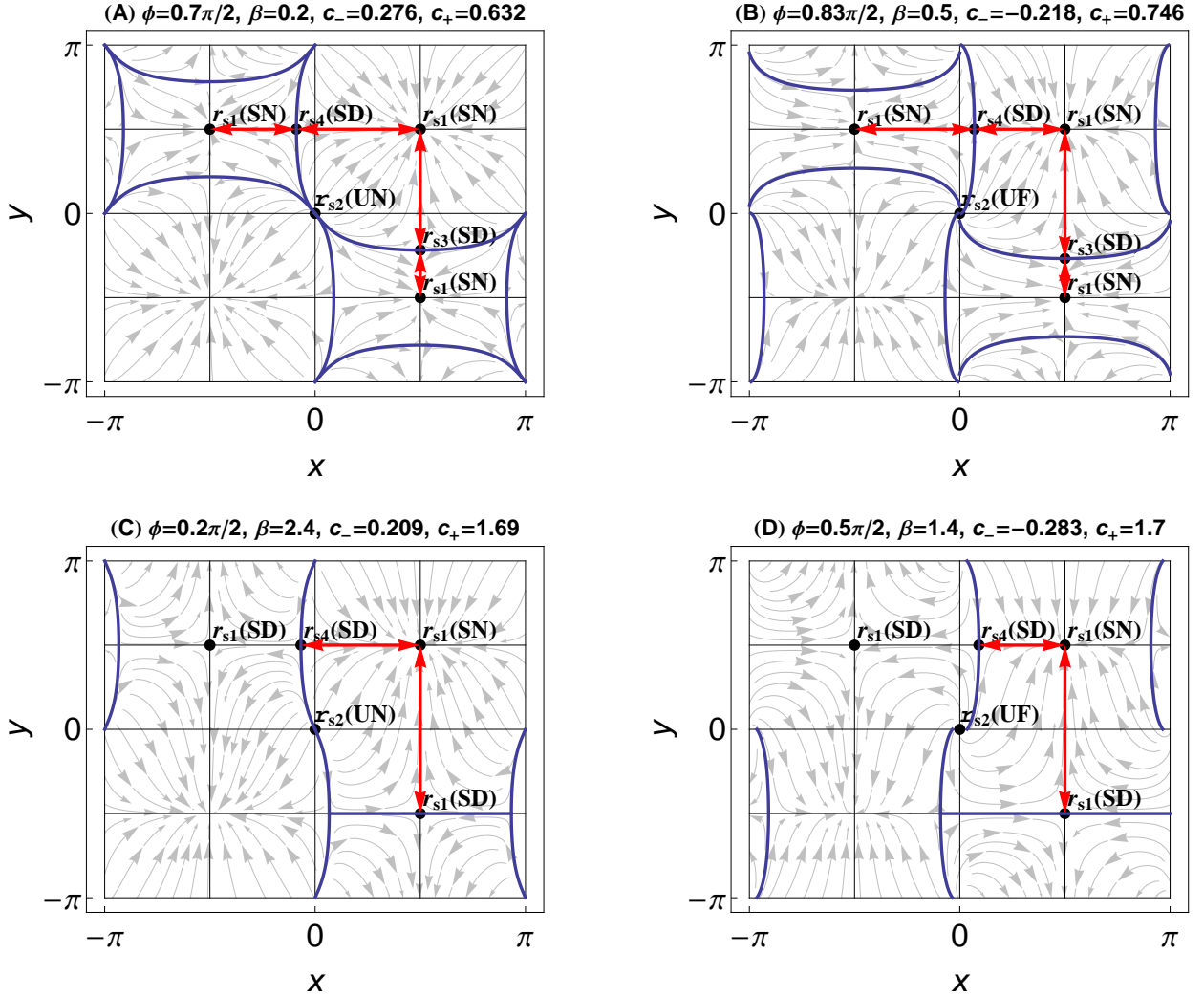


Figure 2: Examples of flows types A) through D) (see Table II). The deterministic flow lines from $\dot{\mathbf{r}} = \mathbf{f}(\mathbf{r})$ (see Eq.9) are shown in gray, the stationary points are black dots, labeled by their character (see Table I). Symmetry transformations (see III A) applied to the marked stationary points leads to all the stationary points. The separatrices, delimiting the regions of attraction from the stable nodes, are shown in blue. The red arrowed lines denote the MPEP candidates.

$$-(\epsilon/2) \mathbf{n}(\mathbf{r}) \cdot \nabla v_\epsilon^0(\mathbf{r}).$$

In solving $\Lambda_\epsilon v_\epsilon^0 = \lambda_\epsilon^{(0)}$ and because of the exponential smallness of $\lambda_\epsilon^{(0)}$, it is sufficient to consider the simpler $\Lambda_\epsilon v_\epsilon^0 = 0$ problem and then, from Eq. 14 compute the eigenvalue itself. The method to be employed is matched asymptotic expansions, using an outer approximation valid in most of $\mathbf{r} \in \Omega$ based on a WKB type ansatz for the eigenstate,

$$v_\epsilon^0(\mathbf{r}) \simeq K(\mathbf{r}) \exp(-W(\mathbf{r})/\epsilon). \quad (15)$$

This outer solution does not obeys the adsorbing boundary condition, but based on the form of $W(\mathbf{r})$, we will show that for the present drift, the only possible paths of escape from the SN's is through saddles (SD). To complete the calculation of $v_\epsilon^0(\mathbf{r})$ near the escape region, the outer solution has then to be matched with a inner solution to the same equation ($\Lambda_\epsilon v_\epsilon^0 = 0$) close to the saddles

(SD). For this inner solution, which does obey the boundary condition, it is enough to use the (solvable) linearized drift (inner) approximation.

The construction of the outer approximation is involved when detailed balance is lost. This, in the present constant diffusion Smoluchowski case, is equivalent to having forces not derivable from a potential (this is the case we analyze in the present work). After substituting the ansatz $v_\epsilon^0(\mathbf{r}) \simeq K(\mathbf{r}) \exp(-W(\mathbf{r})/\epsilon)$ into $\Lambda_\epsilon v_\epsilon^0 = 0$ and making an expansion in powers of ϵ , the lowest order $O(1/\epsilon)$ lead to an eikonal, which is a Hamilton-Jacobi (at zero energy) equation for a generalized “momentum” which depends on the spatial coordinate as the gradient of a function, $\mathbf{p} = \nabla W(\mathbf{r})$. This Hamiltonian describes a generalized dynamics in a 4D phase-space, with two

spatial and two momentum coordinates,

$$\begin{aligned} H(\mathbf{r}, \nabla W(\mathbf{r})) &= 0 \\ H(\mathbf{r}, \mathbf{p}) &:= \frac{\mathbf{p}^2}{2} + \mathbf{p} \cdot \mathbf{f}(\mathbf{r}) \end{aligned} \quad (16)$$

This equation is solved by the method of characteristics which are, precisely, the Hamilton's equation of motion

$$\begin{aligned} \dot{\mathbf{r}} &= \mathbf{p} + \mathbf{f}(\mathbf{r}) \\ \dot{\mathbf{p}} &= -\nabla(\mathbf{p} \cdot \mathbf{f}(\mathbf{r})) \\ \dot{W} &= \frac{\mathbf{p}^2}{2}, \end{aligned} \quad (17)$$

In the last equation we have used that

$$\dot{W} = \nabla_{\mathbf{r}} W \frac{\mathbf{r}}{dt} = \mathbf{p} \cdot (\mathbf{p} + \mathbf{f}) \quad (18)$$

and that $H = 0$ over the eikonal 16, valid along the characteristics given by the previous Hamilton equations. These equations contain fluctuation free trajectories where $\nabla W(\mathbf{r}) = \mathbf{p} = \mathbf{0}$ and $\dot{\mathbf{r}} = \mathbf{f}(\mathbf{r})$, which is just the deterministic drift equation. General arguments (see Maier and Stein [47]) show that Eqs. 17 have to be solved starting at $t = -\infty$ from the SN \mathbf{r}_{s1} , where with no loss of generality, we can fix $W(\mathbf{r}_{s1}) = 0$.

It is important to note that the function $W(\mathbf{r}) := \int_{\mathbf{r}_{SN}}^{\mathbf{r}} \mathbf{p} \cdot d\mathbf{r}$ is positive and locally single valued along any 2D manifold formed with trajectories from this Hamiltonian flow (these manifolds are termed Lagrangian, we will come back to this issue later). This is key to determine the most probable escape path as in fact, the form of the WBK ansatz for the probability $v_{\epsilon}^{(0)}$ in Eq. 15 shows that the distribution of exit points is exponentially dominated by the minimum of this positive function $W(\mathbf{r})$ over the separatrix $\mathbf{r} \in \partial\Omega$. The path which joins \mathbf{r}_{s1} to this minimum is called most probable escape path (MPEP). In order to compute the MFPT from Eq. 14 it is enough to consider $W(\mathbf{r})$ close to this escape point, and then match this WKB ansatz in a region of size $O(\epsilon^{1/2})$ around this escape point to the inner approximation.

We will show that the local minima of $W(\mathbf{r})$ we are interested in are located at the saddle points (SD). From Eq. 16 it is immediate that along the deterministic drift trajectories $\dot{\mathbf{r}} = \mathbf{f}(\mathbf{r})$, $\dot{W}(\mathbf{r}) = -|\nabla W(\mathbf{r})|^2/2 \leq 0$, thus showing that it is a Liapunov function for the drift (see Talkner [60]). We note here that there is no contradiction between this last result and $\dot{W} = \mathbf{p}^2/2 \geq 0$, (from 17), where $W(\mathbf{r})$ seems to only increase along trajectories. One has to notice that the $W_{det}(\mathbf{r})$ computed with deterministic flow trajectories alone ($\mathbf{p} = \mathbf{0}$) is null, $W_{det}(\mathbf{r}) = 0$, and that $\dot{W} = \mathbf{p}^2/2$, is only valid along its defining trajectories.

As the separatrices are deterministic trajectories, in which the drift flows from the unstable (UF or UN) points at \mathbf{r}_{s2} to the saddles (SD) at \mathbf{r}_{s3} , \mathbf{r}_{s4} or \mathbf{r}_{s1} , the former should be maxima and the latter the minima. Hence, the only candidates for the escape points are saddles

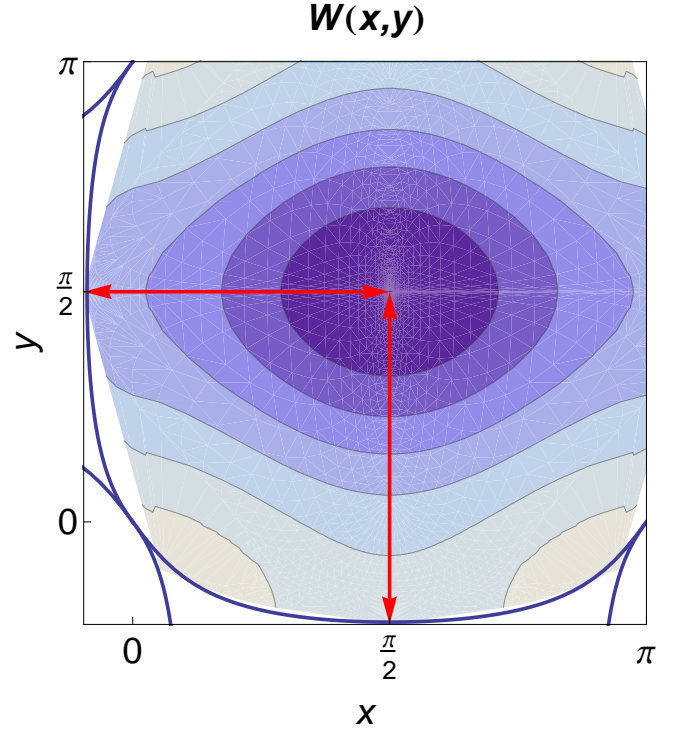


Figure 3: Contours of $W(x, y)$ in an cell slightly larger than $[0, \pi]^2$ to accommodate the separatrices (in blue lines). The parameters are taken from type A) in Fig. 2. This shows (and will be justified below) that the MPEP (horizontal red arrowed line) is along the lines $y = \pi/2$, where $W(x, y)$ is appreciably smaller than along the other MPEP (vertical red arrowed line) candidate lines $x = \pi/2$.

(SD). There is a possibility that actually $W(\mathbf{r})$ is constant along the separatrix (see Maier and Stein [61]) [64] however, in the present problem, this possibility can be ruled out because we will explicitly build the trajectories joining the SN to all the SD and because we will show that small fluctuations transverse to the MPEP necessarily increase $W(\mathbf{r})$. This issue will be addressed later when we discuss the lack of foci along the MPEP. To illustrate the discussion above, Fig. 3 shows the form of $W(\mathbf{r})$ and its shape in an elementary cell, whose minimum along the separatrix (not shown) determines the most probable escape path.

From Eq. 17 it is immediate to notice that the stationary points of the drift \mathbf{r}_s (i.e $\mathbf{f}(\mathbf{r}_s) = 0$) lead to stationary points in the 4D phase space of the effective Hamiltonian dynamics, $(\mathbf{r}, \mathbf{p}) = (\mathbf{r}_s, \mathbf{0})$. The linearized Hamilton equations near these fixed points read

$$\begin{aligned} \frac{d}{dt} \begin{bmatrix} \delta \mathbf{x} \\ \delta \mathbf{p} \end{bmatrix} &= \begin{bmatrix} \mathbf{B}(\mathbf{r}_s) & \mathbf{I} \\ \mathbf{0} & -\mathbf{B}(\mathbf{r}_s)^t \end{bmatrix} \begin{bmatrix} \delta \mathbf{x} \\ \delta \mathbf{p} \end{bmatrix} \\ \mathbf{B}(\mathbf{r}_s)_{ij} &:= \frac{\partial \mathbf{f}(\mathbf{r}_s)_i}{\partial r_j}, \end{aligned} \quad (19)$$

The diagonalization of the dynamic matrix of the linearized Hamiltonian shows that for each eigenvalue of the drift

λ_i , the generalized flow has $\pm\lambda_i$ as eigenvalues. This means that the 2D manifold of zero energy trajectories starting at $t = -\infty$ from the SN \mathbf{r}_{s1} (where both eigenvalues of the drift are negative) is the unstable 2D manifold of the generalized Hamiltonian flow. On the other hand, the demand that the MPEP goes through saddles, (which are also fixed points of the deterministic drift), first implies that this saddle is reached at infinite time, $t = \infty$ (precisely because $\mathbf{p} = 0$ at SD so the generalized force in Eq. 17 is zero) and second, that this MPEP should also go through the stable 2D manifold through $(\mathbf{r}_{SD}, \mathbf{0})$. Hence, the MPEP is the path which intersects these 2D manifolds. In the saddles, if the stable/unstable eigenvalues of the drift are $\lambda_{s/u}^{SD}$, then the Hamiltonian flow at $(\mathbf{r}_{SD}, \mathbf{0})$ possesses λ_s^{SD} and $-\lambda_u^{SD}$ as stable eigenvalues, with directions $(\mathbf{e}_s, \mathbf{0})$ and $(\tilde{\mathbf{e}}_s, \tilde{\mathbf{g}}_s)$ respectively, and λ_u^{SD} and $-\lambda_s^{SD}$ as unstable eigenvalues, with directions $(\mathbf{e}_u, \mathbf{0})$ and $(\tilde{\mathbf{e}}_u, \tilde{\mathbf{g}}_u)$ respectively (see Table III). The ratio of the size of these eigenvalues, $\mu := |\lambda_s^{SD}|/|\lambda_u^{SD}|$ determines whether generically the MPEP goes through $(\mathbf{e}_s, \mathbf{0})$ for $\mu < 1$ or through $(\tilde{\mathbf{e}}_s, \tilde{\mathbf{g}}_s)$ for $\mu > 1$. Moreover, this ratio leads to different asymptotic formula for the MFPT and qualitatively different exit point probability distributions (see Maier and Stein [47] for these two issues). From Tables III, II it follows that $\mu > 1$ always except for saddles of the type \mathbf{r}_{s4} in cases A) and C), in which $\mu < 1$. However, the symmetries of the drift addressed in the present work lead to unmistakable identification of all the MPEP candidates, and we find a situation in which these MPEP go non-generically always through the directions $(\tilde{\mathbf{e}}_s, \tilde{\mathbf{g}}_s)$.

The next order $O(\epsilon^0)$ in the expansion in $\epsilon \ll 1$ of the WKB approximation leads to the transport equation for the prefactor $K(\mathbf{r})$ along the characteristics $\mathbf{r}(t)$ (the initial condition can be chosen as $K(\mathbf{r}_{SN}) = 1$)

$$\frac{dK(\mathbf{r}(t))}{dt} = - \left[\nabla \cdot \mathbf{f}(\mathbf{r}(t)) + \frac{1}{2} \text{tr} \left(\frac{\partial^2 W(\mathbf{r}(t))}{\partial r_i \partial r_j} \right) \right] K(\mathbf{r}(t)), \quad (20)$$

and a Riccati equation for the Hessian matrix $W_{,ij} := \partial^2 W(\mathbf{r}(t)) / \partial r_i \partial r_j$ (again along the characteristics $(\mathbf{r}(t), \mathbf{p}(t))$):

$$\dot{W}_{,ij} = -W_{,ik}W_{,ik} - f_{k,j}W_{,ik} - f_{k,i}W_{,jk} - p_k f_{k,ij} \quad (21)$$

in which we have used Einstein summation convention for repeated indices and, for example, $f_{k,i} := \partial f_k(\mathbf{r}(t)) / \partial r_i$. Near the attractors and the saddles, $(\mathbf{r}_s, \mathbf{0})$, the relevant solution to this Riccati equation has to be asymptotically $t \rightarrow \pm\infty$ constant and the solution has to have rank 2. This together with $\mathbf{B}(\mathbf{r}_s)$ being diagonal and $\mathbf{p} = \mathbf{0}$ implies that

$$\mathbf{Z}(\mathbf{r}_s)_{ij} := \frac{\partial^2 W(\mathbf{r}_s)}{\partial r_i \partial r_j} = -2\mathbf{B}(\mathbf{r}_s)_{ij} \quad (22)$$

After matching to the inner approximation [47] and, because in Cartesian coordinates, all the matrices

$\mathbf{B}(\mathbf{r}_{SD})$ are diagonal and the drift-less diffusion coefficient matrix is diagonal (here it is trivially $\epsilon \mathbf{I}$), the standard Eyring formula (see Maier and Stein [47]) is valid for escape through then saddles at \mathbf{r}_{SD} (here it is assumed that $W(\mathbf{r}_{SN}) = 0$ and $K(\mathbf{r}_{SN}) = 1$)

$$\begin{aligned} T(\mathbf{r}_{SN})^{-1} &\simeq \lambda_\epsilon^{(0)} \\ &\simeq \frac{\lambda_u^{SD}}{\pi} \sqrt{\frac{|\det \mathbf{Z}(\mathbf{r}_{SN})|}{\det \mathbf{Z}(\mathbf{r}_{SD})}} K(\mathbf{r}_{SD}) e^{-W(\mathbf{r}_{SD})/\epsilon} \\ &\simeq \frac{1}{\pi} \sqrt{\frac{\lambda_u^{SD} \lambda_1^{SN} \lambda_2^{SN}}{|\lambda_s^{SD}|}} K(\mathbf{r}_{SD}) e^{-W(\mathbf{r}_{SD})/\epsilon} \end{aligned} \quad (23)$$

here $\lambda_s^{SD}, \lambda_u^{SD}$ are the stable, unstable eigenvalues of the deterministic drift at \mathbf{r}_{SD} and $\lambda_1^{SN}, \lambda_2^{SN}$ the (both stable) eigenvalues at \mathbf{r}_{SN} . If there are several non-equivalent saddles through which MPEP candidates can flow, the ones with the smallest $W(\mathbf{r}_{SD})$ are to be chosen.

Implicit in the previous exposition is the assumption that along the characteristics, $(\mathbf{r}(t), \mathbf{p}(t))$, in some region around the MPEP, the function $W(\mathbf{r}) := \int_{\mathbf{r}_{SN}}^{\mathbf{r}} \mathbf{p} \cdot d\mathbf{r}$ is single valued, and therefore $W(\mathbf{r}_{SD})$, as computed from these MPEP trajectories, are local minima. This issue has been thoroughly investigated in Maier and Stein [46, 62] where a criterion is given, which is nothing but the standard Jacobi criterion which warrants that Hamilton's action, derived from the Lagrange equations equivalent to Eq. 17, is actually a minimum. This Hamilton action is $W(\mathbf{r}) = \int_{-\infty}^{t_1} [|\dot{\mathbf{r}}(t) - \mathbf{f}(\mathbf{r}(t))|^2/2] dt$ (also known by Wentzell-Freidlin action, and the Lagrangian $L(\mathbf{r}(t), \dot{\mathbf{r}}(t)) := |\dot{\mathbf{r}}(t) - \mathbf{f}(\mathbf{r}(t))|^2/2$ as Onsager-Machlup). A Jacobi equation can be derived and numerically solved to check whether Jacobi criterion is fulfilled. The answer will turn to be positive, but we will address this issue in the next section, where formula for the MPEP candidates will be available.

C. Analytical results for the physical system. Lack of focusing.

A glimpse at Fig. 2 shows that all of the possible MPEP candidates can be obtained by joining all the marked SN, \mathbf{r}_{SN} , to their neighboring marked SD, \mathbf{r}_{SD} , and the rest lead to no new rates, by reasons of symmetry. Because the deterministic flow $\mathbf{f}(\mathbf{r})$ is vertical along the vertical lines $x = \pi/2$, and horizontal along the horizontal lines $y = \pi/2$, an analytical solution to Hamilton equations, which obeys the boundary conditions $\mathbf{r}(t \rightarrow \infty) = \mathbf{r}_{SD}$ and $\mathbf{r}(t \rightarrow -\infty) = \mathbf{r}_{SN}$, can be

written straightforwardly

$$\begin{aligned} x = \pi/2 \Rightarrow & \begin{cases} p_x = 0 \\ \dot{y} = -(\sin(2y) + 2c_+ \cos(y)) \\ p_y = -2(\sin(2y) + 2c_+ \cos(y)) \end{cases} \\ y = \pi/2 \Rightarrow & \begin{cases} p_y = 0 \\ \dot{x} = -(\sin(2x) + 2c_- \cos(x)) \\ p_x = -2(\sin(2x) + 2c_- \cos(x)) \end{cases} \end{aligned}$$

and the exponential factors $W(\mathbf{r}_{SD}, \mathbf{r}_{SN}) := \int_{\mathbf{r}_{SN}}^{\mathbf{r}_{SD}} \mathbf{p} \cdot d\mathbf{r}$, (we have changed a bit the notation to highlight the initial stationary point) can be evaluated in closed analytical form, and results in:

$$\begin{aligned} W(\mathbf{r}_{s3}, \mathbf{r}_{SN} = (\pi/2, -\pi/2)) &= 2(1 - c_+)^2 \\ W(\mathbf{r}_{s4}, \mathbf{r}_{SN} = (-\pi/2, \pi/2)) &= 2(1 - c_-)^2 \\ W(\mathbf{r}_{s3}, \mathbf{r}_{SN} = (\pi/2, \pi/2)) &= 2(1 + c_+)^2 \\ W(\mathbf{r}_{s4}, \mathbf{r}_{SN} = (\pi/2, \pi/2)) &= 2(1 + c_-)^2 \\ W(\mathbf{r}_{SD} = (\pi/2, -\pi/2), \mathbf{r}_{SN} = (\pi/2, \pi/2)) &= 8c_+. \end{aligned}$$

Using of Table II allows to sort the possible actions for the different flow types. In cases A) and B), the MPEP for each type of well is $W(\mathbf{r}_{s3}, \mathbf{r}_{SN} = (\pi/2, -\pi/2)) < W(\mathbf{r}_{s4}, \mathbf{r}_{SN} = (\pi/2, \pi/2))$ and all the rest of escape paths are exponentially suppressed with respect to these two. Because of this inequality, the particle will spend most of the time in wells $\pm(\pi/2, \pi/2)$ and diffusion will take preferentially from (say) $(\pi/2, \pi/2) \leftrightarrow -(\pi/2, \pi/2)$ via hopping to the intermediate $\pm(\pi/2, -\pi/2)$ wells, where the particle stays a short time with respect to the long scale given by the action $W(\mathbf{r}_{s4}, \mathbf{r}_{SN} = (\pi/2, \pi/2)) = 2(1 + c_-)^2$, and hence, at this long time scale, the diffusion process is diagonal. Cases C) and D) lead also to the same MPEP, $W(\mathbf{r}_{s4}, \mathbf{r}_{SN} = (\pi/2, \pi/2)) = 2(1 + c_-)^2$, for the wells located at $\pm(\pi/2, \pi/2)$, but now, because there is no stable points at the $\pm(\pi/2, -\pi/2)$ wells, the diffusion process proceeds directly $(\pi/2, \pi/2) \leftrightarrow -(\pi/2, \pi/2)$.

Along the MPEP which dominates diffusion, namely, the path which joins $\mathbf{r}_{SN} = (\pi/2, \pi/2)$ with $\mathbf{r}_{s4} = (-\arcsin c_-, \pi/2)$, the transport equation Eq. 20 can be immediately solved as

$$K(\mathbf{r}_{s4}) = \exp \left[\int_{\pi/2}^{-\arcsin c_-} \frac{dx}{v_0(x)} \left(u_1(x) + \frac{w_2(x)}{2} \right) \right],$$

where we have made a Taylor expansion around the MPEP (see Maier and Stein [46])

$$\begin{aligned} \mathbf{f}(x, y + \pi/2) &= \begin{pmatrix} v_0(x) + v_2(x)y^2 + \dots \\ u_1(x)y + \dots \end{pmatrix} \Rightarrow \\ v_0(x) &= 2\cos x(c_- + \sin x) \\ v_2(x) &= -c_- \cos x \\ u_1(x) &= -2(1 + c_+ \sin x) \end{aligned}$$

and $W(x, y - \pi/2) = w_0(x) + w_2(x)y^2/2 + \dots$ (here $W(\mathbf{r}) := W(\mathbf{r}, \mathbf{r}_{SN})$). To get $w_2(x)$ we need to solve the Riccati equation Eq. 21 along the MPEP:

$$\begin{aligned} v_0(x)w'_2(x) &= w_2(x)^2 + 2u_1(x)w_2(x) - 4v_0(x)v_2(x) \\ w_2(\pi/2) &= -2u_1(\pi/2) = 2(1 + c_+) \end{aligned} \quad (24)$$

There is an important issue which could jeopardize the status of the lines $y = \pi/2$ as MPEP and is related to them being a stationary value of the action and not a minimum. The analysis in Maier and Stein [46] reduces that problem to the analysis of a linear equation equivalent to Eq. 24 and which is a Jacobi equation, posed as a boundary value problem. Whenever there is a solution, the pre-factor $K(\mathbf{r}_{s4})$ diverges, and the MPEP has bifurcated into a symmetrically located pair of MPEP's (equivalently, a focus appears at the end of the MPEP), which have lower value of $W(\mathbf{r}_{s4})$ than that computed from the $y = \pi/2$ MPEP candidate. The solution of the Jacobi equation or the equivalent Riccati equation Eq. 24 is the only result whose solution cannot be obtained in closed analytical form, but it's numerical solution is straightforward. We found that the $y = \pi/2$ lines minimize $W(\mathbf{r}_{s4})$, i.e., the alluded bifurcation does not occur. Moreover, the dependence of the pre-factor $K(\mathbf{r}_{s4})$ on the external field parameters c_-, c_+ is very weak, as shown in Fig. 4, which varies in the range $0.4 \lesssim K(\mathbf{r}_{s4}) \leq 1$.

Collection all into the Eyring formula Eq. 23, the diffusion coefficient is asymptotically equal to:

$$\begin{aligned} D \simeq \pi \sqrt{\frac{1 - c_-^2}{1 - c_+ c_-}} (1 + c_+) (1 + c_-) K(\mathbf{r}_{s4}) \\ \exp \left[-\frac{2}{\epsilon} (1 + c_-)^2 \right] \end{aligned} \quad (25)$$

Numerically, as seen in Fig. 4, we find that the total temperature independent prefactor (all except the exponential) in Eq. 25 varies in the approximate range $0.014 - 3.47$.

D. Conservative systems

The cases in which only gradient forces appear can be solved similarly, but some simplifications happen, namely, the pre-factor is trivial, $K(\mathbf{r}) = 1$, and the exponent $W(\mathbf{r}) = 2V(\mathbf{r})$, where $\mathbf{f}(\mathbf{r}) = -\nabla V(\mathbf{r})$. There are two possibilities, either $\beta = 0$, $\phi \neq 0$ or $\phi = 0$. The former is, from the point of view of the drift topology, a pure degenerate case A) with the particularity that now vertical and horizontal hopping rates are the same. Taking this into account, one immediately finds twice the same expression as in Eq. 25, due to the doubling of the hopping processes

$$D \simeq 2\pi (1 + \cos \phi) \exp \left[-\frac{2}{\epsilon} (1 + \cos \phi)^2 \right] \quad (26)$$

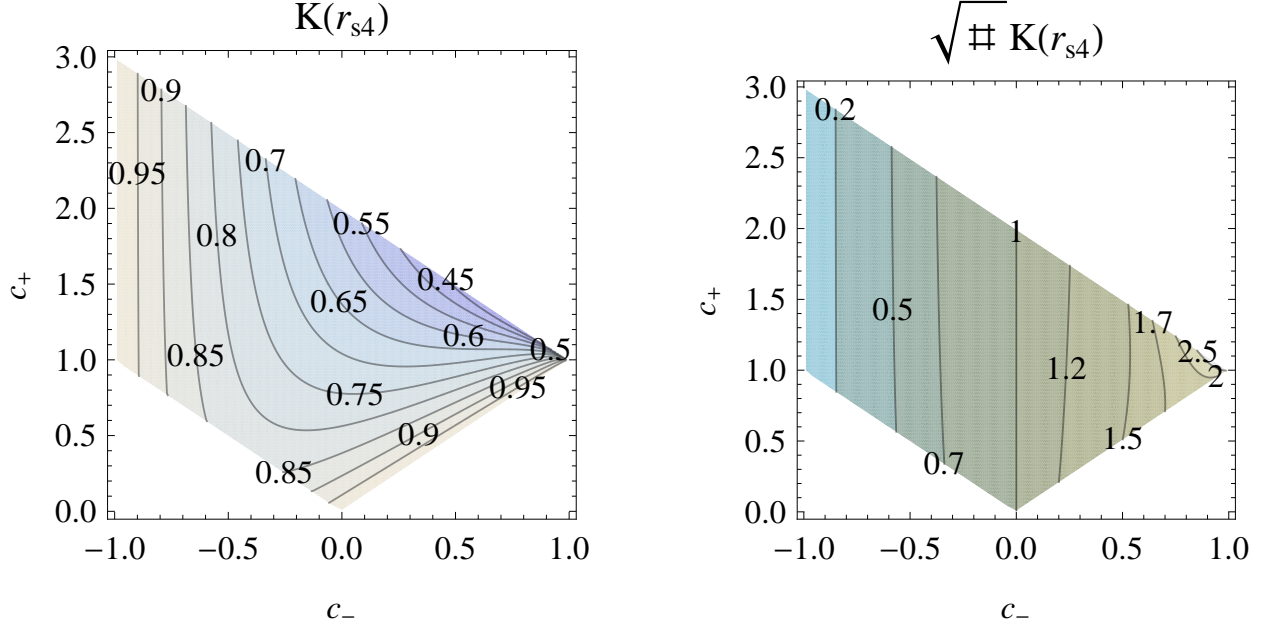


Figure 4: Contour lines for $K(\mathbf{r}_{s4})$ and for the prefactor in Eq. 25, where $\sqrt{\#} := \sqrt{(1+c_+)(1+c_-)/(1-c_+c_-)}$. This last figure shows a remarkable regularity, but we do not have an argument in order to explain it.

The $\phi = \pi/2$ possibility should not be included in this formula because now, all the $\mathbf{r}_{s1} = (2n+1, 2m+1)\pi/2$ points are at the same potential level and, therefore, all the horizontal and vertical transitions among neighbors of this type occur at the same rate. On the other hand, this is a soluble case because the Langevin equations are now separable and an analytical exact formula (see Risken [1]) is available in terms of the Bessel function $I_0(x)$:

$$D = \frac{\epsilon}{2} I_0\left(\frac{1}{\epsilon}\right)^{-2} \simeq \pi e^{-2/\epsilon}, \quad (27)$$

where in the last part we have exhibited the low noise ($\epsilon \rightarrow 0$) asymptotic.

The other $\phi = 0$ case has to be worked out, because now the lines $x+y = 2n\pi$ and $x-y = 2(n+1)\pi$ (with n integer) are equi-potential. In these cases, the prefactor is not independent of ϵ but the computation is straightforward. Adapting the results of Matkowsky and Schuss [63] to this case one gets

$$D \simeq 4\sqrt{\frac{2\pi}{\epsilon}} e^{-8/\epsilon} \quad (28)$$

E. Regimes without stable nodes

The diffusion coming from case E) dynamics (see Fig. 1) requires a different though more straightforward approach. It is not difficult to show that the lines $x, y =$

$(2n+1)\pi/2$ are heteroclinic orbits which constitute the ω -limit set of the flow. As the velocity field goes to zero when approaching the saddles at the vertices, one concludes that when the amount of noise is small, $\epsilon \ll 1$, particles will spend most of the time in a 2D region of area $\sim \epsilon$ near those vertices at \mathbf{r}_{s1} , where the flow can be linearized. We will show that the actual size of that region is not important if the leading low noise behavior is sought.

One is then confronted to find the MFPT from a region of area $\sim \epsilon$ to some 1D border located a distance ~ 1 from the points \mathbf{r}_{s1} . Again, it will be shown that the precise distance is of no concern.

There is a related approach to compute the MFPT, based on Kolmogorov's backward equation, (see [63]), which in this case amount to solving the boundary value problem for the MFPT, $T(\mathbf{r})$ from \mathbf{r} to the border Ω

$$\begin{aligned} -1 &= \frac{\epsilon}{2} \Delta T(\mathbf{r}) + \mathbf{f}(\mathbf{r}) \cdot \nabla T(\mathbf{r}), \\ 0 &= T(\mathbf{r} \in \Omega). \end{aligned} \quad (29)$$

For a 1D Ornstein-Uhlenbeck Process (OUP), an analytical solution is available. We will need that in this case, i.e. for a force $f(x) = -\alpha x$, the solution of Eq. 29 for the symmetrical border situated at $x = \pm a$ is

$$\begin{aligned} T(x) &= \frac{1}{\epsilon} \left[a^2 H\left(\frac{a^2 \alpha}{\epsilon}\right) - x^2 H\left(\frac{x^2 \alpha}{\epsilon}\right) \right] \\ H(z) &:= {}_pF_q\left((1, 1), \left(\frac{1}{2}, 2\right); z\right), \end{aligned} \quad (30)$$

and ${}_pF_q$ is a Generalized Hypergeometric Function. For an attractive 1D-OUP, $\alpha > 0$, the low noise asymptotic

expansion of $T(\lambda a) \simeq \sqrt{\pi\epsilon/4a^2\alpha^3} \exp(a^2\alpha/\epsilon)$, is independent of $0 \leq \lambda < 1$, which is exponentially large. On the other hand, for a repulsive 1D-OUP, $\alpha < 0$, and for a region of size $\lambda = \sqrt{\epsilon\delta}$, where $\delta \sim 1$, we get $T(\lambda a) \simeq \log \epsilon/2\alpha$, which is now independent of both δ, a . This means, as it should be evident on physical grounds, that for the 2D-OUP which comes from the linearization of the flow around the vertices \mathbf{r}_{s1} , one can forget the processes which leave any squared region of area ~ 1 through the attractive border, and the 2D-OUP MFPT shows this last asymptotic behavior, which is independent of both the size over which particles spend most of their time or the distance to the artificial boundary to define the MFPT. But now, one has also to consider how long does it take for the particles to reach a region of linear size $\sqrt{\epsilon\delta'}, \delta' \sim 1$ around the stationary points. This is a deterministic problem whose solution is the same as the one obtained for the MFPT, i.e. this time is $\simeq |\log(\epsilon)|/2\alpha'$, where now $\alpha' > 0$ comes from the attractive part of the force.

Adapting the discussion around Eq. 12, the low noise leading behavior of the diffusion coefficient is

$$\begin{aligned} D &\simeq \frac{\pi^2}{2|\log \epsilon|} \left[(\lambda_{u+}^{-1} - \lambda_{s+}^{-1})^{-1} + (\lambda_{u-}^{-1} - \lambda_{s-}^{-1})^{-1} \right] \\ \lambda_{u\pm} &:= 2(\pm c_{\pm} - 1) \\ \lambda_{s\pm} &:= -2(1 \pm c_{\pm}), \end{aligned} \quad (31)$$

being $\lambda_{u\pm}, \lambda_{s\pm}$ the unstable/stable eigenvalues of the linearized force field at the saddles, see Eq. 19 and Table III.

F. Comparison with numerical Langevin simulations.

We have numerically solved the particle dynamics described by Eq. 6 to assess the quality of the theoretical predictions for the long time diffusion coefficient based on the low noise approximation ($\epsilon \ll 1$). We illustrate here results for one of the cases considered type A) of Table II, with parameters as in Fig 2, namely, $\beta = 0.7$, $\phi = 0.7\pi/2$. To solve the over-damped Langevin dynamics of 6 we have used an explicit (first order) Euler method with a small enough time step $\Delta t = 0.01$, which is just enough to deal with the moderate computational weight of the present test. However, sampling the long-time regime requires extremely long simulations as $\epsilon \rightarrow 0$ and a complete study of the validity of the asymptotic analysis presented above would require more accurate schemes, such as Heun or higher order Runge-Kutta schemes for stochastic ordinary differential equations. The mean square displacement of the particle, $\langle (\mathbf{r}(t) - \mathbf{r}(0))^2 \rangle$ is shown in Fig.5 for several values of the noise amplitude ϵ parameter. Two regimes are clearly distinguished; at short times the diffusion is controlled by the fast dynamics of Eq. 6, whose diffusion coefficient is $D_s = \epsilon/2$ (see the associated Fokker-Planck equation

11). At long times the dynamics is governed by the non-conservative drift term of the Fokker-Planck operator. Figure 5 shows that the transition from the short to the long time dynamical regime is relatively fast, and it becomes sharper as the noise is reduced (small values of ϵ). This reflects the fast process of jumping from one SN to another and it is in agreement with the theoretical description given above. The asymptotic value of the diffusion coefficient in the long time dynamics $D = D(\epsilon)$ is controlled by the hopping rate between stable nodes, determined by both, the force landscape and the noise amplitude. In the Case A, the long time diffusion coefficient is predicted by Eq. 26 which is expected to be exact in the limit $\epsilon \rightarrow 0$. Figs. 6 compare the theoretical prediction with the numerical estimations of $D(\epsilon)$. Remarkably, the asymptotic limit $\epsilon \rightarrow 0$ provides an excellent prediction which holds true up to $\epsilon \lesssim 0.4$. At larger values of the noise parameter, thermal fluctuations become too large for the particle to “see” any detail of the optical force landscape.

We performed another set of simulations to further investigate the range of validity of the main result of this paper, Eq. 25. This is an Arrhenius-type relation, originating from the WBK approximation which usually leads to unexpectedly wide ranges of validity. In particular, for Eq. 25 to be valid, the condition $2(1 + c_-)^2/\epsilon \gg 1$ should hold. Figure 7 compares the prediction of Eq. 25 and simulations for a range of values of ϵ, β and phase shift angle ϕ . The case $\beta = 2$ is consistent with gold nanoparticles and has been considered in Ref. [41], where Case E ($\beta > 1$, $\phi = \pi/2$) was studied. In order to illustrate the global picture, we have extended the numerical analysis to this Case E (see the vector-field of Fig.1), which corresponds to a dynamical regime where the long time diffusion is substantially enhanced, and not reduced as in cases A to D (see Fig. 2). We recall that Case E is not covered by the present theory, but it will be considered in future theoretical efforts. The first conclusion drawn from Fig. 7a is the relatively large range of validity of the present theory. Comparing with numerical results, we conclude that Eq. 25 is valid for $2(1 + c_-)^2/\epsilon > 0.2$ and (provided this condition holds) it even predicts the correct trend for $\epsilon = 1$. A second conclusion concerns the applicability of the present problem in the control and manipulation of metal nanoparticles by optical forces. In particular, Fig. 7b presents the nanoparticle long time diffusion against the phase-lag angle ϕ between the two lasers. Interestingly, for a fixed laser power, one can tune the phase lag to pass immediately from a giant particle diffusion about 100 larger than the thermal one (using $\phi = \pi/2$) to a frozen state, where particles are trapped in deep wells and do not diffuse at all (at small enough ϕ). We believe that such control over these completely opposite dynamics, with a huge jump in the nanoparticles diffusion coefficient, will allow for new and interesting applications.

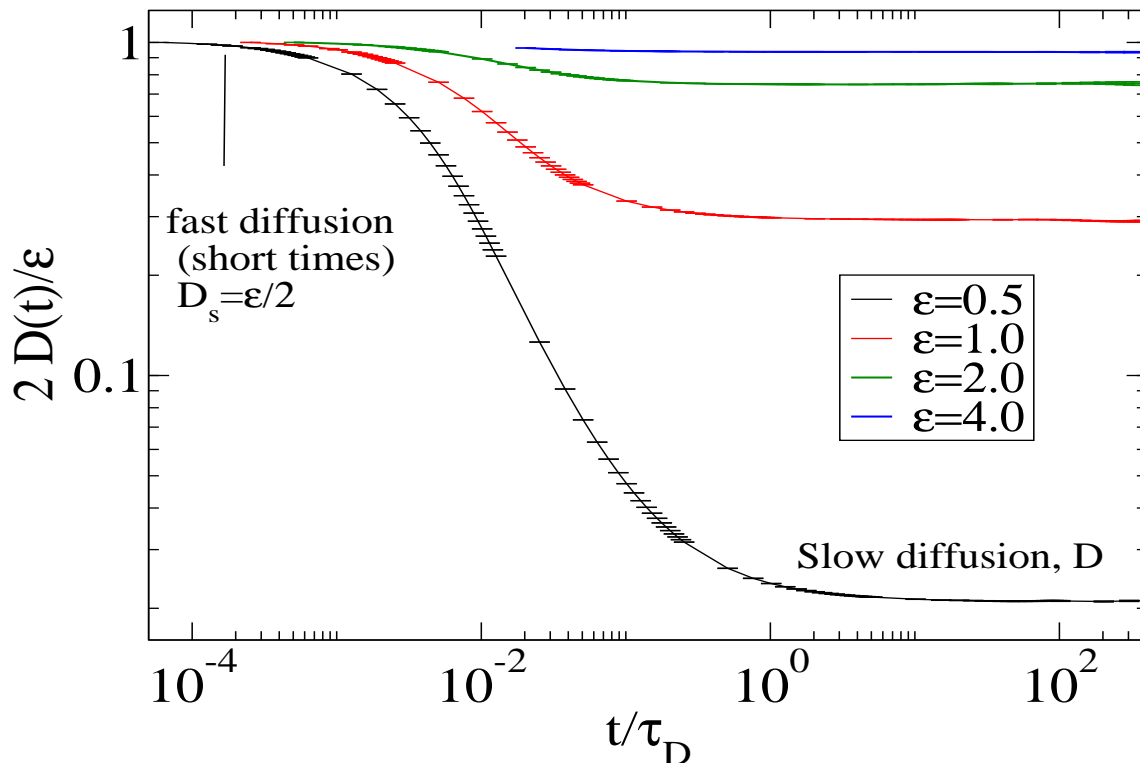


Figure 5: The time dependent diffusion coefficient (particle mean square displacement scaled with time), showing the two distinct dynamic regimes. At short times nanoparticles are wandering around the stable node with a diffusion coefficient given by $\epsilon/2$, at large times, the (slow) diffusion is controlled by the transition rate for the particle to jump to a neighboring SN. Numerical results correspond to parameter of Case A of Fig. 2.

V. CONCLUSIONS

In this work we have analyzed the diffusion of a 2D system of nano-particles subject to a definite optical forces field which leads to a non-conservative system. The results obtained for the diffusion coefficient in the low-noise regime is an almost complete analytical result, in the sense that all that requires numeric computation is a single function, $K(\mathbf{r}_{s4})$ (see Eqs. 24, 25) of the two force field parameters c_+ , c_- , which can be easily computed by solving a non-linear first order Riccati equation, Eq. 24 and tabulated (as shown in Fig. 4). As shown in Sec. IV F the agreement with Langevin simulations is more than satisfactory.

One might wonder whether the present setup could be slightly adapted in order to show the other phenomena deduced in [46, 47, 62], namely, focusing, caustics and wedge regions classically forbidden (some discussion was given in the introduction and in Sec. IV C). Indeed, as follows from the discussion following Eq. 19, cases A) and C) have the peculiarity that $\mu < 1$ at the saddles \mathbf{r}_{s4} ,

which are the endpoints of the MPEP lines $y = \pi/2$. But it is the strong symmetry of the present force field along these lines which makes them non-generically MPEP, as discussed in [47]. Modifications of the force field can qualitatively change these MPEP near the saddles so that the wedge regions show their effect on the diffusion properties. The addition of other laser fields allows to engineering of the force field so that focusing and caustics also occur. All these is the subject of a future work.

Acknowledgments

We thank Juan Manuel Rodríguez Parrondo, Manuel I. Marqués, Jorge Luis Hita and Peter Reinmann for useful discussions. This work has been supported by Comunidad de Madrid through grant MICROSERES-CM (No. S2009-TIC-1476), the Spanish Ministry of Economy and Competitiveness (grant numbers FIS2012-36113-C03, FIS2013-41716-P and Proyecto Explora NANOMIX FIS2013-50510-EXP).

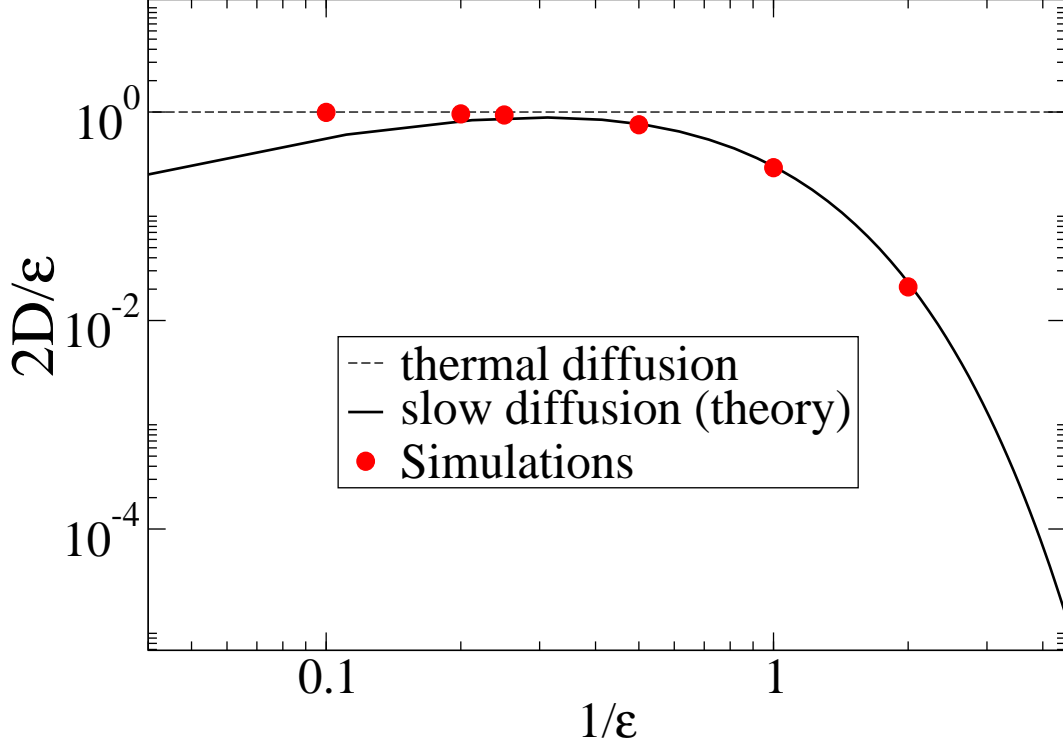


Figure 6: Long time diffusion coefficient corresponding to Case A of Fig. 2. Circles are results from numerical simulations of the Langevin equation. The solid line is the analytical result of Eq. 25 and the dashed line indicates the fast diffusion coefficient $\epsilon/2$. At large ϵ , thermal diffusion overpowers the effect of optic forces.

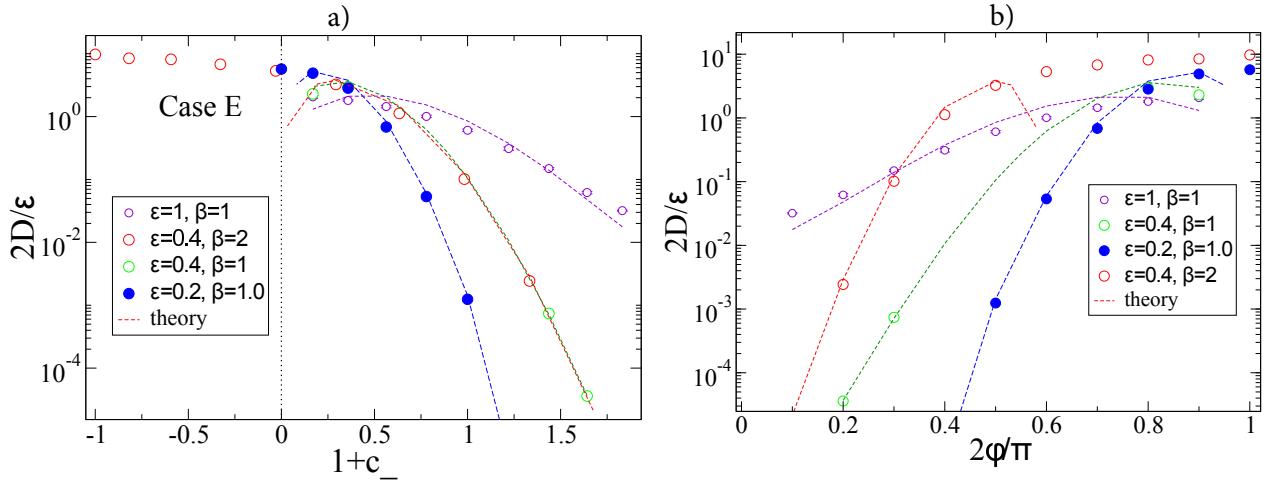


Figure 7: The long time diffusion scaled with the thermal diffusion coefficient ($2D/\epsilon$) for a set of parameters of the setup. Dashed lines corresponds to the theoretical result of Eq. 25 and circles to simulations (same color code as lines). In a) we present results against $(1 + c_-)$, showing an excellent agreement with theory. It is noted that, for the regime treated in this work $(1 + c_-) > 0$, such scaling leads to β -independent trends. In b) we plot the scaled diffusion against the lasers' phase shift ϕ , illustrating the huge jump in diffusivities this setup allows to control.

-
- [1] H. Risken, *The Fokker-Planck Equation* (Springer Berlin Heidelberg, 1984).
- [2] J.-P. Bouchaud and A. Georges, *Physics Reports* **195**, 127 (1990).
- [3] M. Sahimi, *Reviews of Modern Physics* **65**, 1393 (1993).
- [4] P. Reimann, *Physics Reports* **361**, 57 (2002).
- [5] P. Hanggi and F. Marchesoni, *Rev. Mod. Phys.* **81**, 387 (2008), arXiv:0807.1283v2 .
- [6] F. Evers, R. D. L. Hanes, C. Zünke, R. F. Capellmann, J. Bewerunge, C. Dalle-Ferrier, M. C. Jenkins, I. Ladadwa, a. Heuer, R. Castañeda Priego, and S. U. Egelhaaf, *European Physical Journal: Special Topics* **222**, 2995 (2013), arXiv:1308.5632 .
- [7] P. Reimann, C. Van den Broeck, H. Linke, P. Hänggi, J. M. Rubi, and a. Pérez-Madrid, *Physical review letters* **87**, 010602 (2001).
- [8] C. Reichhardt and F. Nori, *Physical review letters* **82**, 414 (1999), arXiv:9812030 [cond-mat] .
- [9] S.-H. Lee and D. G. Grier, *Physical review letters* **96**, 190601 (2006), arXiv:0603558 [cond-mat] .
- [10] P. T. Korda, M. B. Taylor, and D. G. Grier, *Physical review letters* **89**, 128301 (2002).
- [11] M. P. MacDonald, G. C. Spalding, and K. Dholakia, *Nature* **426**, 421 (2003).
- [12] K. Xiao and D. G. Grier, *Physical Review E - Statistical, Nonlinear, and Soft Matter Physics* **82**, 051407 (2010).
- [13] U. Erdmann, W. Ebeling, L. Schimansky-Geier, and F. Schweitzer, *The European Physical Journal B-Condensed Matter and Complex Systems* **15**, 10 (1999), arXiv:9912465v1 [arXiv:cond-mat] .
- [14] J. R. Howse, R. a. L. Jones, A. J. Ryan, T. Gough, R. Vafabakhsh, and R. Golestanian, *Physical Review Letters* **99**, 048102 (2007), arXiv:0706.4406 .
- [15] W. F. Paxton, A. Sen, and T. E. Mallouk, *Chemistry - A European Journal* **11**, 6462 (2005).
- [16] R. Golestanian, T. B. Liverpool, and a. Ajdari, *New Journal of Physics* **9**, 126 (2007), arXiv:0701168 [cond-mat] .
- [17] Y. Gambin, R. Lopez-Esparza, M. Reffay, E. Sierrecki, N. S. Gov, M. Genest, R. S. Hodges, and W. Urbach, *Proceedings of the National Academy of Sciences of the United States of America* **103**, 2098 (2006).
- [18] H. C. Berg and R. M. Berry, *Physics Today*, Vol. 58 (Springer Science & Business Media, 2005) pp. 64–65.
- [19] A. Baskaran and M. C. Marchetti, *Proceedings of the National Academy of Sciences of the United States of America* **106**, 15567 (2009).
- [20] S. J. Ebbens and J. R. Howse, *Soft Matter* **6**, 726 (2010).
- [21] B. Shraiman and E. Siggia, *Nature* **405**, 639 (2000).
- [22] G. L. Eyink and K. R. Sreenivasan, *Reviews of Modern Physics* **78**, 87 (2006).
- [23] F. Schweitzer and J. a. Holyst, *The European Physical Journal B-Condensed Matter and Complex Systems* **15**, 723 (2000), arXiv:9911005v2 [arXiv:adap-org] .
- [24] V. V. Yashin, O. Kuksenok, P. Dayal, and A. C. Balazs, *Reports on Progress in Physics* **75**, 066601 (2012).
- [25] R. Golestanian, *Physical Review Letters* **108**, 038303(5) (2012), arXiv:arXiv:1110.1603v1 .
- [26] I. Buttinoni, G. Volpe, F. Kümmel, G. Volpe, and C. Bechinger, *Journal of Physics: Condensed Matter* **24**, 284129 (2012), arXiv:arXiv:1110.2202v3 .
- [27] K. M. Douglass, S. Sukhov, and A. Dogariu, *Nature Photonics* **6**, 1 (2012).
- [28] G. Volpe, G. Volpe, and S. Gigan, *Scientific reports* **4**, 3936 (2014).
- [29] G. Brügger, L. S. Froufe-Pérez, F. Scheffold, and J. José Sáenz, *Nature Communications* **6**, 7460 (2015), arXiv:1501.05593 .
- [30] Y. Roichman, B. Sun, A. Stolarski, and D. G. Grier, *Physical Review Letters* **101**, 128301 (2008), arXiv:0806.4632 .
- [31] B. Sun, J. Lin, E. Darby, A. Y. Grosberg, and D. G. Grier, *Physical Review E - Statistical, Non-linear, and Soft Matter Physics* **80**, 010401 (2009), arXiv:0903.2649v1 .
- [32] S. Albaladejo, M. I. Marqués, M. Laroche, and J. J. Sáenz, *Physical Review Letters* **102**, 113602 (2009).
- [33] M. V. Berry and P. Shukla, *Journal of Physics A: Mathematical and Theoretical* **46**, 422001 (2013).
- [34] M. V. Berry and P. Shukla, *Proceedings of the Royal Society A: Mathematical, Physical and Engineering Sciences* **471**, 20150002 (2015).
- [35] a. Ashkin, *Proceedings of the National Academy of Sciences of the United States of America* **94**, 4853 (1997).
- [36] P. Jones, O. Maragó, and G. Volpe, *Optical Tweezers: Principles and Applications* (Cambridge University Press, 2015).
- [37] G. Pesce, G. Volpe, A. C. De Luca, G. Rusciano, and G. Volpe, *EPL (Europhysics Letters)* **86**, 38002 (2009), arXiv:arXiv:0902.4178v3 .
- [38] P. Wu, R. Huang, C. Tischer, A. Jonáš, and E. L. Florin, *Physical Review Letters* **103**, 108101 (2009), arXiv:0903.2590 .
- [39] I. Iglesias and J. J. Sáenz, *Optics Communications* **284**, 2430 (2011).
- [40] S. Divitt, L. Rondin, and L. Novotny, *Optics letters* **40**, 1900 (2015).
- [41] S. Albaladejo, M. I. Marqués, F. Scheffold, and J. J. Sáenz, *Nano Letters* **9**, 3527 (2009).
- [42] S. Albaladejo, M. I. Marqués, and J. J. Sáenz, *Optics express* **19**, 11471 (2011).
- [43] P. Hanggi, P. Talkner, M. Borkovec, and P. Hänggi, *Reviews of Modern Physics* **62**, 251 (1990).
- [44] R. Filliger and P. Reimann, *Europhysics Letters (EPL)* **77**, 30008 (2007).
- [45] R. Graham, *Fluctuations and Stochastic Phenomena in Condensed ...* **268**, 1 (1987).
- [46] R. S. Maier and D. L. Stein, *Journal of Statistical Physics* **83**, 291 (1996).
- [47] R. S. Maier and D. L. Stein, *SIAM Journal on Applied Mathematics* **57**, 752 (1997).
- [48] M. I. Dykman, M. M. Millonas, and V. N. Smelyanskiy, *Physics Letters A* **195**, 53 (1994).
- [49] M. I. Dykman, E. Mori, J. Ross, and P. M. Hunt, *The Journal of Chemical Physics* **100**, 5735 (1994).
- [50] V. N. Smelyanskiy, M. I. Dykman, and R. S. Maier, *Physical Review E* **55**, 2369 (1997).
- [51] V. N. Smelyanskiy, M. I. Dykman, and R. S. Maier, *Physical Review E* **56**, 2332 (1997).
- [52] M. I. Dykman, *Nonlinear Phenomena in Complex Systems* **1**, 1 (1999).
- [53] D. G. Luchinsky and P. V. E. McClintock, *Nature* **389**,

- 463 (1997).
- [54] D. G. Luchinsky, R. S. Maier, R. Mannella, P. V. E. McClintock, and D. L. Stein, Physical Review Letters **79**, 3109 (1997), arXiv:9707002 [physics] .
 - [55] T. Guérin, J. Prost, and J.-F. Joanny, Physical Review E **84**, 041901 (2011).
 - [56] P. C. Bressloff and J. M. Newby, SIAM Journal on Applied Dynamical Systems **12**, 1394 (2013), arXiv:arXiv:1304.6960v1 .
 - [57] S. Albaladejo, R. Gómez-Medina, L. S. Froufe-Pérez, H. Marinchio, R. Carminati, J. F. Torrado, G. Armelles, a. García-Martín, and J. J. Sáenz, Optics express **18**, 3556 (2010).
 - [58] L. Novotny and B. Hecht, *Principles of nano-optics* (Cambridge University Press, Cambridge, 2012).
 - [59] A. D. Almeida, *Hamiltonian systems: Chaos and quantization* (Cambridge University Press, Cambridge, 1990).
 - [60] P. Talkner, Zeitschrift für Physik B Condensed Matter **68**, 201 (1987).
 - [61] R. S. Maier and D. L. Stein, Physical review letters **69**, 3691 (1992).
 - [62] R. S. Maier and D. L. Stein, Physical review letters **71**, 1783 (1993).
 - [63] B. J. Matkowsky and Z. Schuss, Physics Letters A **95A**, 213 (1983).
 - [64] This possibility requires a fine tuned field force such that every trajectory (in the 3D zero energy surface in phase space), coming from the stable node belonging to the unstable Lagrange manifold, should arrive at all points in the separatrix with precisely zero momentum, except for the saddles, which are not touched by any of these trajectories.