

Serendipity Nodal VEM spaces

L. Beirão da Veiga, F. Brezzi, L.D. Marini, A. Russo

*Lourenço Beirão da Veiga - Dipartimento di Matematica, Università di Milano Statale, Via Saldini 50, I-20133 Milano (Italy),
lourenco.beirao@unimi.it*

*Franco Brezzi - IMATI del CNR, Via Ferrata 5, 27100 Pavia, Italy,
brezzi@imati.cnr.it*

*Luisa Donatella Marini - Dipartimento di Matematica, Università di Pavia, and IMATI del CNR, Via Ferrata 1, 27100 Pavia, Italy,
marini@imati.cnr.it*

*Alessandro Russo - Dipartimento di Matematica e Applicazioni, Università di Milano-Bicocca, Via Cozzi 53, I-20153, Milano, Italy,
alessandro.russo@unimib.it*

Abstract

We introduce a new variant of Nodal Virtual Element spaces that mimics the “Serendipity Finite Element Methods” (whose most popular example is the 8-node quadrilateral) and allows to reduce (often in a significant way) the number of internal degrees of freedom. When applied to the faces of a three-dimensional decomposition, this allows a reduction in the number of *face* degrees of freedom: an improvement that cannot be achieved by a simple static condensation. On triangular and tetrahedral decompositions the new elements (contrary to the original VEMs) reduce exactly to the classical Lagrange FEM. On quadrilaterals and hexahedra the new elements are quite similar (and have the same amount of degrees of freedom) to the Serendipity Finite Elements, but are *much more robust* with respect to element distortions. On more general polytopes the Serendipity VEMs are the natural (and simple) generalization of the simplicial case.

1. Introduction

The original Virtual Element Methods, as introduced in [6], show a surprising robustness with respect to the variety of shapes allowed for the geometry

of elements, and compared to Finite Elements allow a much easier construction of C^1 elements (and actually also C^2 or more). These aspects raised the interest of several groups working on various applications (as for instance topology optimization in elasticity problems [14], fractured materials [10], plate bending problems [12], or the Cahn-Hilliard equation [2]).

An interesting feature is surely the possibility of joining classical Finite Elements (on rectangles or quadrilaterals) in some part of the domain, and VEMs in some other part, as the two methods share the same trial functions and degrees of freedom on edges. But as far as the *internal* degrees of freedom are concerned, on simple geometries, as on triangles, VEMs are more expensive than the traditional Finite Elements: for a given accuracy k , VEMs on triangles use (together with polynomials of degree k on every edge) a number of internal degrees of freedom equal to $k(k-1)/2$, instead of the $(k-1)(k-2)/2$ used by Finite Elements. This would also imply that the possibility of combining FEM and VEM is not immediate in three dimensions even when the common face is a triangle.

On quadrilaterals, VEMs have again $k(k-1)/2$ internal degrees of freedom, that now should be compared to the $(k-1)^2$ internal degrees of freedom of \mathbb{Q}_k -Finite Elements, or to the $(k-2)(k-3)/2$ internal d.o.f.s of Serendipity FEM (on quadrilaterals).

However, on non-affine quadrilaterals the Serendipity Finite Elements suffer a severe deterioration of accuracy: see e.g. [4] or the more recent [3], [15]. See also [5] for a general survey on the various Finite Element choices. On the contrary, VEMs have in their *robustness with respect to distortion* one of their most relevant advantages.

On the other hand, the biggest advantage of classical FEM (over Virtual Elements and similar methods) is surely the fact that the values of trial or test functions of FEMs can be easily computed at any point, while VEMs are easily computed only along the edges. The common remedy, for VEMs, is to use (for computing point values and for similar information), instead of the true trial and test functions, their L^2 -projection on some polynomial space of degree, say, r . For the original VEMs in [6] we could take only $r = k - 2$ (with an obvious lack of accuracy) or use other, non orthogonal, projectors (a procedure that needed a theoretical justification). However, for their advanced versions, as in [1], we could reach $r = k$ still using $k(k-1)/2$ internal degrees of freedom. This however, on simple elements like triangles or tetrahedra, was still higher than the FEM counterpart.

Here we propose a variant of VEMs that mimics, in some sense, the Serendipity approach of FEMs. The new variant coincides exactly, on triangles, with traditional Finite Elements, and on quadrilaterals can (in some sense) keep all the good aspects of Finite Elements without most drawbacks. In particular, on parallelograms we use $(k-2)(k-3)/2$ degrees of freedom (as for Serendipity

FEMs) and we can easily compute the L^2 -projection on \mathbb{P}_k , but we can also keep the same accuracy when the element is strongly distorted. The only degeneracy that is not fully allowed is when the quadrilateral element becomes a triangle (as in the second element of Figure 6 below). But in that case (even in the limit, when the quadrilateral is *exactly* a triangle), we can keep optimal accuracy just by using $(k-1)(k-2)/2$ degrees of freedom (the same amount that we would use on a triangle).

Moreover, the edge degrees of freedom are exactly the same as for finite elements, so that in 2 dimensions we can combine the two methods (using each in a different part of the domain). The same is now true also in three dimensions, if the matching VEM-FEM is done on triangular faces, and even the matching through quadrilateral faces could be easily arranged (for instance with a slightly nonconforming matching).

Our construction is a mixture of Serendipity ideas and of the ones coming from enhanced elements of [1]. Roughly speaking, instead of keeping (among the degrees of freedom) the moments up to the order $k-2$ (as in the original VEMs), we go down to $k-3$, and we use the boundary d.o.f.s and the internal moments up to $k-3$ to compute a *rough projector* from the VEM space onto \mathbb{P}_k . Then we use such a *rough projector* to define the moments of degree up to k as a byproduct.

Throughout the paper we will use the following notation.

For $k \geq 0$ and $d \geq 1$ integer we denote by $\mathbb{P}_{k,d}$ the set of polynomials of degree $\leq k$ in d variables. Often, the dimension d will be omitted when it is reasonably clear from the context. With a (rather common) abuse of language we also set $\mathbb{P}_{-1} \equiv \{0\}$. Whenever convenient, for a generic geometric object \emptyset in d dimensions we will denote by $\mathbb{P}_{k,d}(\emptyset)$ the restriction to \emptyset of $\mathbb{P}_{k,d}$.

Following [7] we denote by $\pi_{k,d}$ the dimension of $\mathbb{P}_{k,d}$ (that is, for instance, $(k+1)(k+2)/2$ in two variables and $(k+1)(k+2)(k+3)/6$ in three variables).

An outline of the paper is as follows. In Section 2 we recall the original VEMs in 2 dimensions, and we compare them with classical Lagrange Finite Elements on triangles, and with classical \mathbb{Q}_k and Serendipity Finite Elements on parallelograms and quadrilaterals. In Section 3 we introduce our new Serendipity Virtual Elements in 2 dimensions, and we extend them to the three dimensional case in Section 4. Numerical examples involving the convection-diffusion-reaction equation are presented in Section 5.

2. Original Nodal VEMs

2.1. Original nodal Elements in 2 dimensions

Here below we recall the original “nodal Virtual Element” as reported in [6, 9] for the two dimensional case, and in [1] for the three-dimensional one. As common, we will concentrate on the description of the finite dimensional spaces within a single element (polygon) E . The assembling of the spaces on the whole computational domain will then be done with the same procedure followed for H^1 -conforming Finite Elements.

As is already well known, Virtual Elements allow an enormous generality in the geometry of the elements to be used in the decomposition of the computational domain, and the precise limits of this generality are, in some cases, still to be understood. For simplicity, here we will consider the typical assumption (see for instance [6]): there exists a fixed number $\rho_0 > 0$, independent of the decomposition, such that for every element E (with diameter h_E) we have that: *i)* E is star-shaped with respect of all the points of a ball of radius $\rho_0 h_E$, and *ii)* every edge e of E has length $|e| \geq \rho_0 h_E$. Actually, more general assumptions could be allowed in the definition of our VEM spaces, but this goes beyond the scope of the present paper (again, see for instance [6]). Figure 1 will show some examples of polygons that are indeed acceptable for our constructions.

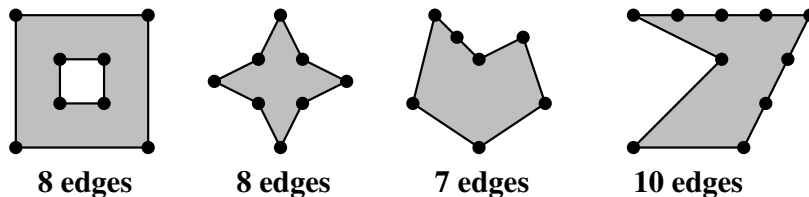


Figure 1: Element shapes allowed in our construction

For k integer ≥ 1 we define

$$V_k(E) = \{\varphi \in C^0(\overline{E}) : \varphi|_e \in \mathbb{P}_k(e) \text{ for all edge } e, \text{ and } \Delta\varphi \in \mathbb{P}_{k-2}(E)\}. \quad (2.1)$$

The degrees of freedom in $V_k(E)$ are taken as

- the values of φ at the vertices, (2.2)

- $\int_e \varphi q \, ds$ for all $q \in \mathbb{P}_{k-2}(e) \quad \forall$ edge e , (2.3)

- $\int_E \varphi q \, dE$ for all $q \in \mathbb{P}_{k-2}(E)$. (2.4)

It is immediate to verify that the degrees of freedom (2.2)-(2.4) are unisolvent (see [6]). For convenience of the reader we recall the proof. The number of

degrees of freedom in (2.2)-(2.4) is obviously equal to the dimension of the space $V_k(E)$ in (2.1): for a polygon of N_e edges, they are both equal to $k N_e$ (number of boundary d.o.f.s) plus $\pi_{k-2,2}$ (dimension of \mathbb{P}_{k-2} in two variables). Assume now that for a given $\varphi \in V_k(E)$ we have that all (2.2)-(2.4) are identically zero. Then clearly φ would be zero on the boundary (from (2.2)-(2.3)) and then using (2.4) we would have $\int_E |\nabla\varphi|^2 dE = -\int_E \varphi\Delta\varphi dE = 0$ since $\Delta\varphi$ is a polynomial of degree $k-2$. This ends the proof.

The spaces $V_k(E)$ are, in some sense, the *basic ones* in the VEM theory, similarly to, say, Lagrange finite elements on triangles for the FEM theory. However, compared with FEM (on triangles and on quadrilaterals) they show some differences, already in the number of *internal* degrees of freedom.

Comparing these (original) VEMs with the classical Finite Elements, whenever possible (meaning, here, for triangular or quadrilateral elements) we find that on the boundary of the elements we have (or we can easily take) the same degrees of freedom. In the interior, however, this is not the case. In particular, on triangles, Virtual Elements have *more* degrees of freedom than the corresponding Finite Elements, and more precisely: the number of internal degrees of freedom for Virtual Elements of degree k is equal to $\pi_{k-2,2}$ while that of the corresponding Finite Elements is $\pi_{k-3,2}$ (see Figure 2). For quadrilaterals, instead, the number of internal nodes for Finite Elements is equal to the dimension of \mathbb{Q}_{k-2} (which is $(k-1)^2$), while for Virtual Elements the internal degrees of freedom equal the dimension of \mathbb{P}_{k-2} (that is $k(k-1)/2$). See Figure 3.

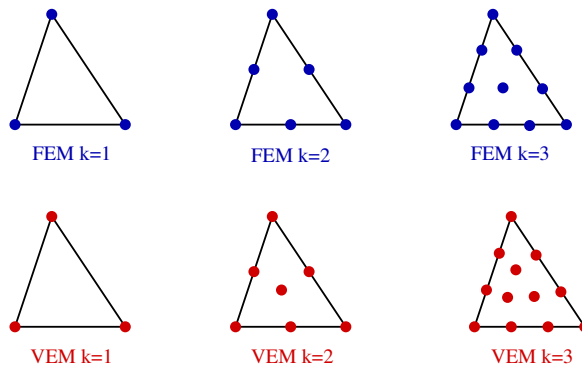


Figure 2: Triangles: Classical FEM and Original VEM

Remark 1. *As we already mentioned, for the present 2-dimensional case the restriction to each edge of Finite Elements and of Virtual Elements is the same (both being polynomials of degree $\leq k$ in one dimension), so that we could actually allow a combined use of traditional Finite Elements (in some parts of the computational domain) and of Virtual Elements (in other parts).*

Remark 2. *In addition to the previous remark, we observe that for Virtual Elements we could very easily consider cases in which different degrees are used*

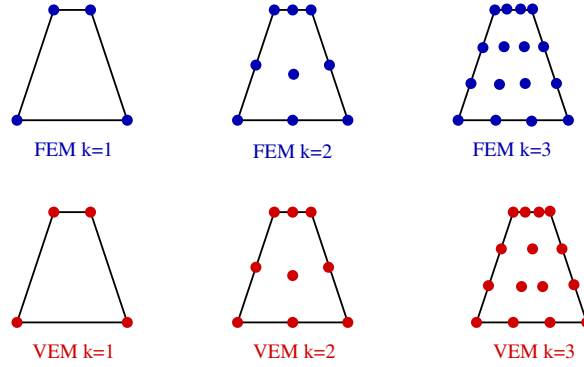


Figure 3: Quads: Classical \mathbb{Q}_k -FEM and Original VEM

(say, in (2.3)) for different edges of the same polygon. In this case we note that: *i)* the order of accuracy on every polygon will be reduced to the lowest among the orders of the single edges, and *ii)* in the global setting, to ensure conformity, the degrees of freedom on an edge shared by two polygons must obviously be the same. This generalization could be, for instance, useful to develop *hp* Virtual Elements in a very natural way.

Needless to say, the number of degrees of freedom for a given accuracy is not, by far, the whole story. One has to see what should be done with them; but this goes beyond the aims of the present paper.

2.2. More general nodal VEMs

For integers $k \geq 1$ and $k_\Delta \geq -1$ we define

$$V_{k,k_\Delta}(E) = \{\varphi \in C^0(\overline{E}) : \varphi|_e \in \mathbb{P}_k(e) \forall \text{ edge } e, \text{ and } \Delta\varphi \in \mathbb{P}_{k_\Delta}(E)\}. \quad (2.5)$$

The degrees of freedom in $V_{k,k_\Delta}(E)$ are taken as

- the values of φ at the vertices, (2.6)

- $\int_e \varphi q \, ds$ for all $q \in \mathbb{P}_{k-2}(e)$, (2.7)

- $\int_E \varphi q \, dE$ for all $q \in \mathbb{P}_{k_\Delta}(E)$. (2.8)

Clearly, the previous case (2.1) corresponds to the choice $k_\Delta = k - 2$.

The extension of the previous unisolvence proof to the more general case of the degrees of freedom (2.6)-(2.8) is an exercise. We also point out that,

for $k_\Delta \geq 0$ the degrees of freedom (2.8) allow for the computation of the L^2 -orthogonal projection operator $\Pi_{k_\Delta}^0$, from $V_{k,k_\Delta}(E)$ to $\mathbb{P}_{k_\Delta}(E)$. As we shall see, the possibility to compute this operator with an algorithm that uses only the degrees of freedom is one of the crucial steps in Virtual Element Methods.

We remark that the space $V_{k,k_\Delta}(E)$ clearly contains the space of polynomials $\mathbb{P}_s(E)$ for all $s \leq \min\{k, k_\Delta + 2\}$, but Π_r^0 can be computed (out of the degrees of freedom), only for $r \leq k_\Delta$.

It is also clear that a smaller k_Δ will correspond to a smaller number of degrees of freedom. However, as we have seen, for $k_\Delta < k - 2$ the space V_{k,k_Δ} will fail to contain all polynomials of \mathbb{P}_k .

On the other hand, the choice $k_\Delta = k$ would allow an immediate computation of the moments up to the order k , and hence the computation of the L^2 -projection operator Π_k^0 that, as we said, is extremely useful. But for $k_\Delta = k$ the degrees of freedom (2.8) would be very expensive.

Nevertheless, looking at Figure 2, we *feel* that there should be something better that can be done. To explain it, we start with some simple observations on polynomials that vanish on the boundary of a polygon.

2.3. Polynomials that vanish on ∂E

We start by noting that: *If a polynomial $p_k(x, y)$ of degree $\leq k$ vanishes identically on a segment (of positive length) that belongs to the straight line with equation, say, $ax + by + c = 0$, then p_k can be written as $p_k = (ax + by + c) q_{k-1}$ with q_{k-1} a polynomial of degree $\leq k - 1$.* The property is very well known, but if one needs more details we refer, for instance, to Lemma 3.1.10 of [11].

As a consequence, a polynomial that vanishes identically on ∂E will contain, in its expression, the product of all the different straight lines that contain at least one edge of ∂E . Note that even if several edges belong to the same line, (see for instance the fourth case in Figure 1) the equation of the line will always appear *once* (and not as many times as there are edges). For instance, looking again at the fourth case of Figure 1, we have ten edges but we have to count only five lines.

In general, given a polygon E , we will denote by η_E the number of distinct straight lines that contain at least one edge of E . This is an important notation, that deserves to be better highlighted:

$$\eta_E = \text{minimum number of straight lines needed to cover all } \partial E. \quad (2.9)$$

Having said that, we note that for every $k < \eta_E$ we obviously have

$$\forall p_k \in \mathbb{P}_{k,2} \quad \{p_k = 0 \text{ on } \partial E\} \implies \{p_k \equiv 0\}. \quad (2.10)$$

With this, and noting that for every polygon E we always have $\eta_E \geq 3$, it is not difficult to see that, for instance, a polynomial of degree $k \leq 2$ is uniquely identified by its values at the boundary of any polygonal element E . As a consequence, knowing the boundary value of a polynomial of degree ≤ 2 we know the whole polynomial, and hence we know its mean value (and, if needed, its moments of any degree). Why should we need internal degrees of freedom?

More generally, for $k \geq 3$ on triangles it is easy to see (looking for instance at the classical Finite Elements, see again Figure 2) that a polynomial of degree $\leq k$ is uniquely identified by its boundary values and by its moments of degree $\leq k - 3$, and we shouldn't need the moments of degree $k - 2$. And on a more general polygon E , with $\eta_E > 3$, the boundary values should count even more. So why should we need the moments of degree $k - 2$?

A solution to this unsatisfactory situation could be found in a *reduction* of the VEM space similar to what is done in Finite Elements for quadrilaterals, with the introduction of the Serendipity elements.

3. Serendipity Virtual Elements in 2 dimensions

To fix ideas, and to keep things as simple as possible, we start from the space $V_{k,k}(E)$, although, as it will be clearer later on, other choices of the type $V_{k,k_\Delta}(E)$ are possible. We recall that if E has N_e edges, then the dimension of the space will be $N_E := k N_e + \pi_{k,2}$.

3.1. The property \mathcal{S}

Now let us *assume* that we have chosen a positive integer S with $\pi_{k,2} \leq S \leq N_E$, and that the degrees of freedom in (2.6)-(2.8) are ordered as $\delta_1, \delta_2, \dots, \delta_{N_E}$ in such a way that the first S of them, that is

$$\delta_1, \delta_2, \dots, \delta_S \tag{3.1}$$

have the following property:

$$(\mathcal{S}) \quad \forall p_k \in \mathbb{P}_{k,2}(E) \quad \{\delta_1(p_k) = \delta_2(p_k) = \dots = \delta_S(p_k) = 0\} \Rightarrow \{p_k \equiv 0\}. \tag{3.2}$$

As it will become clearer in a while, the S chosen degrees of freedom will be the ones kept and used in the final system (the other ones being left, in each element, as “dummies”).

As a consequence, in order to save the conformity of the whole space (defined on the whole computational domain) it will be always convenient to keep, among the first S degrees of freedom, all the boundary ones (2.6)-(2.7). For simplicity,

we will consider only the case in which this has been done, and we then *assume* that:

$$\text{The d.o.f.s } \delta_1, \delta_2, \dots, \delta_S \text{ contain all the boundary ones (2.6)-(2.7).} \quad (3.3)$$

In a certain number of cases the boundary degrees of freedom will be sufficient to give the property \mathcal{S} , but in other cases it will be necessary to add some *internal* degrees of freedom from (2.8). The number of these additional degrees of freedom will end up being equal to the number of *internal* degrees of freedom that will be kept in our Serendipity Virtual Elements. Hence it is clear that property \mathcal{S} in (3.2) has a crucial relevance, and deserves a more detailed analysis.

3.2. Sufficient conditions for property \mathcal{S}

To start with, together with η_E it will also be convenient to introduce the *basic bubble* b_E (or simply b), that is, the function given by the product of the equations of the η_E different straight lines that contain all the edges of E .

Using assumption (3.3) we note that a polynomial $p_k \in \mathbb{P}_k$ that satisfies

$$\delta_1(p_k) = \delta_2(p_k) = \dots = \delta_S(p_k) = 0 \quad (3.4)$$

will be identically zero on all edges of ∂E , and in particular its expression will contain the bubble b_E as a factor. We also recall that the degree of b_E is equal to η_E . Then, in particular, we have that a polynomial p_k that satisfies (3.4) will necessarily have the form $p_k = b_E q_{k-\eta_E}$ with $q_{k-\eta_E}$ a polynomial of degree $k - \eta_E$. We will consider, separately, several cases.

- **Case $k < \eta_E$**

From the above discussion we deduce in particular the following result.

Proposition 3.1. *For $k < \eta_E$ assumption (3.3) implies that property \mathcal{S} is always satisfied.*

We then split the analysis of the case $k \geq \eta_E$ in two cases.

- **Case $k \geq \eta_E$ and E convex**

For values of $k \geq \eta_E$, together with the boundary degrees of freedom, we would need in general some additional internal ones. In particular we have the following result.

Proposition 3.2. *Assume that $k \geq \eta_E$, that E is convex, and that assumption (3.3) is satisfied. Assume moreover that the degrees of freedom $\delta_1, \delta_2, \dots, \delta_S$ include all the moments of order $\leq k - \eta_E$ in E as well. Then property \mathcal{S} is satisfied.*

Proof. We first note that if E is *convex* then b_E will not change sign inside E . Hence, if p_k vanishes on ∂E (and hence $p_k = b_E q_{k-\eta_E}^*$) and if moreover

$$\int_E p_k q \, dE = 0 \quad \forall q \in \mathbb{P}_{k-\eta_E}, \quad (3.5)$$

then it is enough to take $q = q_{k-\eta_E}^*$ in (3.5) to deduce that

$$0 = \int_E p_k q_{k-\eta_E}^* \, dE = \int_E b_E (q_{k-\eta_E}^*)^2 \, dE \quad \text{and therefore } p_k = 0. \quad (3.6)$$

□

From the two above propositions we see in particular that: for $k = 2$ we will never need internal moments (for any shape of E) and property \mathcal{S} will always hold; for $k = 3$ we will need the mean value only when $\eta_E = 3$, and no internal d.o.f.s for a bigger η_E ; for $k = 4$ we will need all the moments up to the degree 1 for $\eta_E = 3$, but only the mean value when $\eta_E = 4$ and E is convex. And so on.

• **Case $k \geq \eta_E$ and E non convex**

The case of non-convex polygons, for $k \geq \eta_E$, is more tricky. For instance if E is a non convex quadrilateral (as the third case in Figure 6), then b_E will indeed change sign in E , and the argument in (3.6) will not apply. However, indicating by w_2 the second degree polynomial made by the product of the equations of the two “re-entrant” edges, it is easy to check that the product $b_E w_2$ does not change sign inside E (as the equations of the re-entrant edges will be taken *twice*). The same will obviously be true for more general polygons, whenever we have only two re-entrant edges (as, for instance the fourth element in Figure 1). Actually what counts is the number of *re-entrant lines*, as in the third example of Figure 1. For the sake of simplicity, however, we restrict ourselves to the case of two re-entrant edges, and present the following result.

Proposition 3.3. *Assume that $k \geq \eta_E$, that assumption (3.3) is satisfied, and that E has only two “re-entrant edges”. Let w_2 be the second degree polynomial made by the product of the equations of the two “re-entrant” edges. Assume moreover that the degrees of freedom $\delta_1, \delta_2, \dots, \delta_S$ include also all the moments*

$$\int_E p_k q w_2 \, dE \quad \forall q \in \mathbb{P}_{k-\eta_E}. \quad (3.7)$$

Then property \mathcal{S} is satisfied.

Proof. We remark first that if E has two re-entrant corners then $\eta_E \geq 4$, and therefore $k - \eta_E + 2$ (the degree of the test function $q w_2$ in (3.7)) is $\leq k - 2$, so that the degrees of freedom in (3.7) are still part of the degrees of freedom

(2.4) in $V_k(E)$. Then, let p_k be a polynomial of degree $\leq k$ vanishing on ∂E and such that

$$\int_E p_k q w_2 dE = 0 \quad \forall q \in \mathbb{P}_{k-\eta_E}. \quad (3.8)$$

We first deduce, as before, that $p_k = b_{\eta_E} q_{k-\eta_E}^*$ for some $q_{k-\eta_E}^* \in \mathbb{P}_{k-\eta_E}$. Then we take $q = q_{k-\eta_E}^*$ in (3.8) to get

$$0 = \int_E p_k w_2 q_{k-\eta_E}^* dE = \int_E b_E w_2 (q_{k-\eta_E}^*)^2 dE, \quad (3.9)$$

that implies again $p_k = 0$ since $b_E w_2$ does not change sign in E . \square

So far we discussed (long enough) the cases in which assumption \mathcal{S} holds true, or it does not. It is now time to see some of its consequences.

3.3. The operator Π_k^S

As we shall see in a little while, given a set of degrees of freedom $\delta_1, \delta_2, \dots, \delta_S$ (subset of (2.6)-(2.8)) that satisfy property \mathcal{S} (see (3.2)), it will always be possible to construct an operator Π_k^S from $V_{k,k}(E)$ to $\mathbb{P}_k(E)$ with the following properties:

- Π_k^S is computable using only the d.o.f. $\delta_1, \dots, \delta_S$, (3.10)

and

- $\Pi_k^S q_k = q_k$ for all $q_k \in \mathbb{P}_k$. (3.11)

3.4. The reduced (Serendipity) VEM spaces

Once the operator Π_k^S has been defined, we can use it to construct our Serendipity VEM spaces. The basic idea can be summarized as follows.

- we work in $V_{k,k}(E)$,
- for each $\varphi \in V_{k,k}(E)$ we use the first S degrees of freedom to construct $\Pi_k^S \varphi$,
- then we use $\delta_r(\Pi_k^S \varphi)$, for $S < r \leq N_E$ to define the values of the remaining $N_E - S$ degrees of freedom in $V_{k,k}(E)$.

In other words, given $\varphi \in V_{k,k}(E)$ we construct another element (say, $\tilde{\varphi}$) such that

$$\delta_r(\tilde{\varphi}) = \delta_r(\varphi) \text{ for } (1 \leq r \leq S), \quad (3.12)$$

and

$$\delta_r(\tilde{\varphi}) = \delta_r(\Pi_k^S \varphi) \text{ for } (S+1 \leq r \leq N_E). \quad (3.13)$$

Clearly, the elements $\varphi \in V_{k,k}(E)$ such that $\tilde{\varphi} = \varphi$ form the space

$$V_k^S(E) = \{\varphi \in V_{k,k}(E) \text{ s. t. } \delta_r(\varphi) = \delta_r(\Pi_k^S \varphi) \forall r = S+1, \dots, N_E\}, \quad (3.14)$$

that we identify as our *reduced (Serendipity) Virtual Element Space*. It is immediate to see that the space $V_k^S(E)$ has the following properties:

- the dimension of $V_k^S(E)$ is S ,
- $\delta_1, \dots, \delta_S$ is a unisolvent set of degrees of freedom for $V_k^S(E)$,
- $\mathbb{P}_{k,2}(E) \subseteq V_k^S(E)$,
- the L^2 -projection Π_k^0 is computable from the d.o.f. of $V_k^S(E)$.

It is also immediate to see that **for triangles** the new spaces $V_k^S(E)$ have now the same number of degrees of freedom as the classical Lagrange Finite Elements, and are, actually, the same spaces, since $\mathbb{P}_{k,2}(E)$ and $V_k^S(E)$ have the same dimension. See Figure 4.

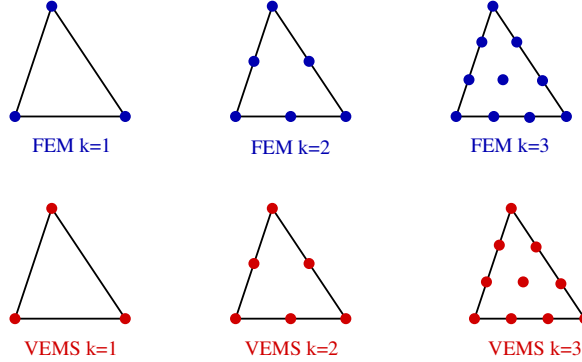


Figure 4: Triangles: Classical FEM and Serendipity VEM

Serendipity Finite Elements on quadrilaterals are in general defined on squares and on their affine images (that is, on parallelograms), while their extension to more general quadrilaterals (via isoparametric mappings) suffers, in general, a loss of accuracy (see e.g. [4]).

For parallelograms, our Serendipity Virtual Elements have the same number of degrees of freedom as the Serendipity Finite Elements: for a general k both use the boundary degrees of freedom plus the internal moments of degree $\leq k - 4$, although, in general, with a different space.

For more general quadrilaterals Serendipity Virtual Elements and Serendipity Finite Elements have again the same number of degrees of freedom (see Figure 5, and, for instance, papers [3] or [13]), although Finite Elements allow much less general distortions, and even for small deviations from parallelograms show a lack of accuracy that disappears only if the mesh (progressively, as the mesh-size h goes to zero) tends to be made of parallelograms (see [4]). On

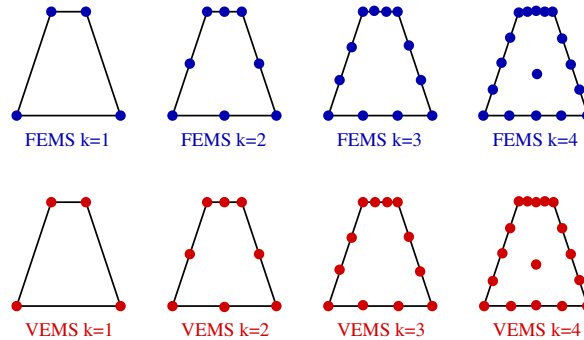


Figure 5: Quads: S-FEM (Arnold-Awanou) and S-VEM

the other hand, Virtual Elements are extremely robust, and can survive several types of severe distortion. The only degeneration that must be avoided, in the present context, occurs, clearly, when two edges fit in the same straight line (as, for instance, in the second example of Figure 6). But even when the element degenerates to a triangle we could still survive in a cheap-and-easy way, just by using also the internal moments of degree up to $k - 3$. Clearly, for stability reasons, when two edges are *almost on the same straight line* it would still be wise to use also the moments of degree $k - 3$. Hence we can say that for quadrilateral elements we have the same number of degrees of freedom that Serendipity Finite Elements use on affine elements, but our construction works in much more general cases, using a different space that is more robust to distortions. In Figure 6 we show some example of allowed distortions. In the first case depicted, only moments of degree up to $k - 4$ need to be included, while in the second case also the moments of degree $k - 3$ are needed. In the third case we can use moments of degree up to $k - 4$ with the quadratic multiplicative factor defined in (3.7).

Finally it is still worth mentioning that Serendipity VEM can also be defined (and perform very well) on **much more general polygons** where Serendipity Finite Elements (as well as classical Finite Elements) do not exist.

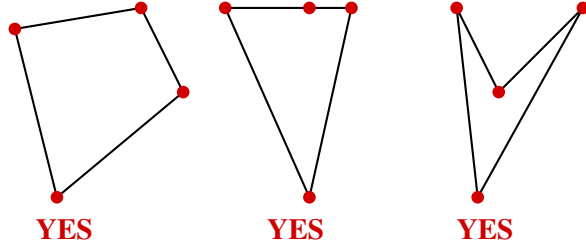


Figure 6: Allowed distortions for quadrilaterals

3.5. Construction of Π_k^S

There is just one item that we have to detail in order to complete the description of the nodal Serendipity Virtual Elements on polygons: the construction of the operator Π_k^S starting from a set of degrees of freedom that satisfy property \mathcal{S} . For this, we assume that, for a given k , we are given a set $\delta_1, \delta_2, \dots, \delta_S$ of degrees of freedom having the property \mathcal{S} , and we define the operator \mathcal{D}

$$\mathcal{D} : V_{k,k}(E) \rightarrow \mathbb{R}^S \quad \text{defined by} \quad \mathcal{D}\varphi := (\delta_1(\varphi), \dots, \delta_S(\varphi)). \quad (3.15)$$

Needless to say, the operator \mathcal{D} will have the properties:

- \mathcal{D} can be computed using only the d.o.f $\delta_1, \dots, \delta_S$, (3.16)

- $\mathcal{D}q = 0 \Rightarrow q = 0$ for all $q \in \mathbb{P}_k$. (3.17)

Property (3.16) is trivial, and property (3.17) is inherited by (3.2).

We observe that, for coding purposes, the operator \mathcal{D} corresponds to take the first S rows of the matrix \mathbf{D} given in [9], formula (3.17).

We are now going to use \mathcal{D} to construct Π_k^S as follows: for every $\varphi \in V_{k,k}(E)$ we can define $\Pi_k^S \varphi \in \mathbb{P}_k$ through

$$(\mathcal{D}(\Pi_k^S \varphi - \varphi), \mathcal{D}q)_{\mathbb{R}^S} = 0 \quad \forall q \in \mathbb{P}_k, \quad (3.18)$$

where $(\cdot, \cdot)_{\mathbb{R}^S}$ is the *Euclidean scalar product* in \mathbb{R}^S (or, if more convenient, any positive definite symmetric bilinear form on \mathbb{R}^S). Property (3.17) ensures that the matrix

$$(\mathcal{D}p, \mathcal{D}q)_{\mathbb{R}^S} \quad p, q \in \mathbb{P}_k \quad (3.19)$$

is nonsingular, so that for every right-hand side $(\mathcal{D}\varphi, \mathcal{D}q)_{\mathbb{R}^S}$ the linear system (3.18) in the unknown $\Pi_k^S \varphi$ will have a unique solution. It is an easy exercise to check that the operator Π_k^S , as defined in (3.18), satisfies the required properties (3.10)-(3.11).

3.6. Different options

We first point out that, in our presentation, the reason why we delayed the construction of the operator Π_k^S is the presence, in its construction, of an excessive freedom. Indeed, there are zillions of possible choices for the basic degrees of freedom to be used (in the construction of the operator \mathcal{D}) and zillions of possible choices for the symmetric and positive definite bilinear form to be used (if convenient) in place of the *Euclidean scalar product* $(\cdot, \cdot)_{\mathbb{R}^S}$ in \mathbb{R}^S . In principle, the presence of many choices could allow a strategy toward a final space with suitable properties (we shall see an example later on). But in many cases the presence of too many options is more a drawback than an advantage.

We did not consider so far the *scaling* and *stability* problems. As pointed out in several occasions (actually, almost everywhere) in the VEM literature, it is (much) wiser to use degrees of freedom that *scale* in the same way. Otherwise (for instance) the choice of the Euclidean scalar product should not be recommended, since degrees of freedom that scale differently should be treated in different ways.

It should be said, however, that the situation is not as bad as it could seem. Indeed, once we took care of choosing degrees of freedom that scale in the same way, the methods show a remarkable robustness, and the use of the Euclidean scalar product, or of the Euclidean scalar product multiplied or divided by 10, or of other similar bilinear forms, would end up in equally good final schemes.

3.7. The lazy choice and the stingy choice

We have seen that, for an order of accuracy k , and for a polygon (for simplicity, convex) whose edges belong to η_E different straight lines, in our serendipity spaces only internal moments up to the degree $k - \eta_E$ can be used. We also pointed out that, however, for stability reasons one should also take care of the cases where two (or more) edges belong *almost* to the same straight line, and consider them *as actually belonging to the same straight line*. This would decrease the number η_E for the polygon, and increase the number $k - \eta_E$ of moments to be used. An additional difficulty, with this choice, would then be to decide the precise meaning of the above term “*almost*”, for instance in terms of the angle between the two (*almost* coincident) straight lines that contain the two (or more) edges under scrutiny.

In light of the above discussion (and always for a given fixed order of accuracy k) we see that, in the actual implementation of a code in which many different shapes of polygonal elements are expected, one faces a very important choice. A *first possibility* (let us call it, **the stingy choice**) would be: to fix a minimum angle $\theta_0 > 0$ and then, for every polygon E , to count the number $\eta_E(\theta_0)$ of different straight lines that contain all the edges of E , by considering “different

from each other” two straight lines only when the smaller angle between them is bigger than θ_0 . Then, use moments up to the order $k - \eta_E(\theta_0)$ as degrees of freedom inside E . *Another possibility* (let us call it, **the lazy choice**) would be to use always internal moments of degree up to $k - 3$, since our assumptions imply that $\eta_E(\theta_0)$ is always ≥ 3 for θ_0 small enough compared to ρ_0 (say, for $\rho_0 \geq \tan(\theta_0/2)$). Needless to say, many strategies in between are possible, and the choice among all of them would depend on the type of code one is writing, and on the use one wants to make of it. We shall come back to this problem when dealing with the three-dimensional case.

4. Serendipity Virtual Elements in 3 dimensions

Let us consider now the case of three-dimensional VEM. Again, for the sake of simplicity, we will make some simple assumptions on the geometry of our elements. In particular we will consider the typical assumption (see for instance [1]): there exists a fixed number $\rho_0 > 0$, independent of the decomposition, such that for every polyhedron P (with diameter h_P) we have that: *i*) P is star-shaped with respect of all the points of a ball of radius $\rho_0 h_P$, *ii*) every edge e of P has length $|e| \geq \rho_0 h_P$, and *iii*) every face f is star-shaped with respect of all the points of a ball of radius $\rho_0 h_P$. Here too, more general assumptions could be allowed but again this goes beyond the scope of the present paper. See for instance [1].

As we did for the two-dimensional case, we shall concentrate on the choice of the spaces on a single polyhedron P .

Moreover, still to keep things as simple as possible, we assume that, in the terminology of Subsection 3.7, we follow for every *face* the **lazy** choice.

4.1. Polynomials that vanish on ∂P

We point out that, for the faces of a three-dimensional decomposition, the difference between the two choices (stingy and lazy) would be decidedly more dramatic than in two dimensions. Indeed, for 2D-decompositions the degrees of freedom internal to the elements could always be eliminated (easily and cheaply) by **static condensation**. But in three dimensions the degrees of freedom internal to faces cannot be (easily and cheaply) eliminated by static condensation, and in general they still appear in the final (global) stiffness matrix. The difference would become more and more expensive for higher choices of the accuracy k . To make an example, for $k = 8$ on an hexagonal face f (with $\eta_f = 6$) the lazy choice would require the use of all the moments of degree up to $8 - 3$ (that is, 21 d.o.f.) while the stingy choice would require only the moments of degree up to $8 - 6$ (that is, 6 d.o.f.). Hence, the systematic use of the lazy choice on

all faces (as done here) is more a way of keeping the presentation simple rather than a suggestion on what to do in a practical code. Indeed, for higher order of accuracy and for decompositions in which many faces have (each) many edges, we would **not** recommend the lazy choice, which could be much more expensive. We think, however, that once the basic idea is understood it will be quite immediate for the users to see how and when to shift from the lazy choice to more cheap ones.

We then take an integer $k \geq 1$ and we consider for every face f (that for simplicity we assume to be convex) the Serendipity space $V_k^S(f)$ (as we said, to fix ideas, with the lazy choice).

Then for $k_\Delta \geq -1$ we define the space

$$V_{k,k_\Delta}(\mathbb{P}) := \{\varphi \in C^0(\bar{\mathbb{P}}) \text{ such that} \\ \varphi|_f \in V_k^S(f) \forall \text{ face } f \text{ in } \partial\mathbb{P}, \text{ and } \Delta\varphi \in \mathbb{P}_{k_\Delta}(\mathbb{P})\} \quad (4.1)$$

with the degrees of freedom

- the values of φ at the vertices, (4.2)

- $\int_e \varphi q \, ds \quad \forall \text{ edge } e \text{ for all } q \in \mathbb{P}_{k-2}(e),$ (4.3)

- $\int_f \varphi q \, df \quad \forall \text{ face } f \text{ for all } q \in \mathbb{P}_{k-3}(f).$ (4.4)

- $\int_{\mathbb{P}} \varphi q \, d\mathbb{P} \quad \text{for all } q \in \mathbb{P}_{k_\Delta}(\mathbb{P}).$ (4.5)

We point out that the degrees of freedom (4.4) follow from our decision to always take the lazy choice on every face and from the simplified assumption of convex faces. For non convex faces we should adapt the nature of the degrees of freedom (although, in general, not the number), as discussed in Subsection 3.2.

4.2. \mathcal{D} , Π_k^S , and the Serendipity spaces

At this point we could restart *mutatis mutandis* the reduction procedure that we followed for the two-dimensional case. The two cases (2-dimensional and 3-dimensional) are very similar, and therefore we will summarize the 3-dimensional one very shortly.

We start by taking $k_\Delta = k$ in (4.1) as we did at the beginning of Section 3. Let $N_{\mathbb{P}}$ be the number of degrees of freedom of $V_{k,k}(\mathbb{P})$. We order them in such a way that the boundary ones (4.2)-(4.4) come first (and, typically, the internal moments are ordered from lowest to highest degree). Then we choose an integer S such that the first S degrees of freedom are: the boundary ones,

and the internal moments of degree up to $k - \eta_P$, where now, in general, η_P is the number of *distinct* planes that contain all the faces of P . Here too, we could make the lazy choice of taking always $\eta_P = 4$.

We note that our degrees of freedom will satisfy the property (that we still call \mathcal{S}):

$$(\mathcal{S}) \quad \forall p_k \in \mathbb{P}_{k,3}(P), \quad \{\delta_1(p_k) = \delta_2(p_k) = \dots = \delta_S(p_k) = 0\} \Rightarrow \{p_k \equiv 0\}, \quad (4.6)$$

and therefore we can use them to construct, following the same path that we took in Subsection 3.5, a projection operator Π_k^S such that :

$$\bullet \quad \Pi_k^S \text{ is computable using only the d.o.f. } \delta_1, \dots, \delta_S, \quad (4.7)$$

and

$$\bullet \quad \Pi_k^S q_k = q_k \text{ for all } q_k \in \mathbb{P}_k. \quad (4.8)$$

Once we have the operator Π_k^S we can define the Serendipity Virtual Element space $V_k^S(P)$ as

$$V_k^S(P) = \{\varphi \in V_{k,k}(P) \text{ s. t. } \delta_r(\varphi) = \delta_r(\Pi_k^S \varphi) \quad \forall r = S + 1, \dots, N_P\}. \quad (4.9)$$

As degrees of freedom for the space $V_k^S(P)$, defined in (4.9), we take

$$\bullet \quad \text{the values of } \varphi \text{ at the vertices,} \quad (4.10)$$

$$\bullet \quad \int_e \varphi q \, ds \quad \forall \text{ edge } e \text{ for all } q \in \mathbb{P}_{k-2}(e), \quad (4.11)$$

$$\bullet \quad \int_f \varphi q \, df \quad \forall \text{ face } f \text{ for all } q \in \mathbb{P}_{k-3}(f), \quad (4.12)$$

$$\bullet \quad \int_P \varphi q \, dP \quad \text{for all } q \in \mathbb{P}_{k-\eta_P}(P), \quad (4.13)$$

and we point out that in (4.12) we could use, for each face f , the moments only up to the degree $k - \eta_f$ if we chose a more stingy strategy. Just to make a toy-example, on a regular dodecahedron (12 pentagonal faces, with a total of 20 vertexes and 30 edges) for $k = 4$ we would have, with the most stingy choice (on faces and inside), only one d.o.f. per vertex and three additional degrees of freedom per edge (for a total of 110 degrees of freedom: the absolute minimum, if you want a \mathbb{P}_4 conforming element). The original VEMs would have required $12 \times \pi_{2,2} + 1 \times \pi_{2,3} = 82$ additional degrees of freedom (6 for each of the 12 faces, and 10 for the interior of the polyhedron). Adopting the lazy choice, instead, we would add (to the 110 ones on vertices and edges) 3 degrees of freedom per face and one inside (for a total of 37 additional d.o.f.s).

Remark 3. *The extension of the present idea to construct a Serendipity version of $H(\text{div})$ and $H(\mathbf{curl})$ -conforming vector valued spaces (as the ones in [7]) can be done in a reasonably easy way, and is the object of a paper in preparation (by the same authors).*

4.3. Different degrees of freedom

An obvious generalization of our procedure (among several others) would be (for simplicity: in two dimensions) to substitute part of the original degrees of freedom (2.2)-(2.4) with some equivalent ones. For instance, for $k \geq 2$ one can use, instead of the moments (2.3), the values of φ at $k - 1$ nodes inside each edge (a typical convenient choice would be given by the $k - 1$ Gauss-Lobatto nodes inside the edge).

Another example has been suggested already in Proposition 3.3: for non convex polygons, we could use suitable polynomial weights in the degrees of freedom, including the equations (among those defining the edges) that change sign inside E .

But more imaginative variants could come out being convenient in some circumstances. In particular, it is not necessary that the functionals in (3.1) (the ones used to construct \mathcal{D} and then Π_k^S), are a subset of the original degrees of freedom: we only need to select S linear functionals, and then, if convenient, use in (3.1) a different set of d.o.f.s that can be deduced from the chosen ones.

For instance, one could keep the nodal values (2.2) and the moments (2.3) as degrees of freedom (for obvious conformity reasons), but then use in (3.1), in place of (2.2) and (2.3):

- the mean value of φ over ∂E (4.14)

and (after ordering the vertices $V_1, \dots, V_N, V_{N+1} \equiv V_1$ in the, say, counterclockwise order) the integrals

- $I_{j,k} := \int_{V_j}^{V_{j+1}} \frac{\partial \varphi}{\partial t} q_{k-1} ds$ for $j = 1, 2, \dots, N$ and $q_{k-1} \in \mathbb{P}_{k-1}$ (4.15)

(under the obvious condition that $\sum_j I_{j,1} \equiv \varphi(V_{N+1}) - \varphi(V_1) = 0$). Clearly, as we said, the boundary degrees of freedom would remain (2.2)-(2.3), but the new ones (that is, (4.14) and (4.15)) could be employed (possibly together with other data) to define \mathcal{D} and then to construct Π_k^S . A choice like this might be interesting when combining Serendipity VEM spaces of various nature (like, say, the nodal ones here and the edge-ones mentioned in Remark 3 above).

5. Numerical experiments

As pointed out before, the Serendipity variant of the Virtual Element Method raises several problems of computational nature, like for instance the definition of η_E in the case of almost-degenerate polygons, or the choice of the scalar product in the definition of the projector Π_k^S .

In this paper we will limit ourselves to the presentation of very simple numerical experiments showing that the method works as expected for an elliptic equation in two cases: quadrilateral elements and a more general Voronoi mesh made of convex polygons. In both cases we have taken $k = 2, 3, 4$. The error shown is always the relative L^2 error; the H^1 error behaves similarly.




Figure 7: Trapezoidal mesh

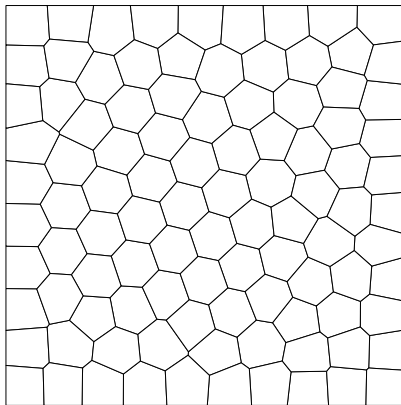


Figure 8: Voronoi mesh

We set $\Omega =]0, 1[^2$ and consider the elliptic problem

$$\begin{cases} \operatorname{div}(-\kappa \nabla p + \mathbf{b}p) + \gamma p = f & \text{in } \Omega \\ p = g & \text{on } \partial\Omega. \end{cases} \quad (5.1)$$

The variational form of problem (5.1) is given by

$$\int_{\Omega} \kappa \nabla p \cdot \nabla q \, dx - \int_{\Omega} p(\mathbf{b} \cdot \nabla q) \, dx + \int_{\Omega} \gamma p q \, dx = \int_{\Omega} f q \, dx \quad (5.2)$$

and, as shown in [8], its Virtual Element approximation consists in replacing in each element

$$p \text{ with } \Pi_{k-1}^0 p_h \quad \text{and} \quad \nabla p \text{ with } \Pi_{k-1}^0 \nabla p_h. \quad (5.3)$$

The difference with respect to [8] is that here the L^2 projections are computed using the operator Π_k^S instead of Π_k^{∇} for the missing moments. The stabilization term is defined in terms of the L^2 -projection.

5.1. Quadrilateral meshes

In the quadrilateral case we have considered the trapezoidal mesh studied in [4] for which the authors have proved that the classical serendipity finite elements do not converge with the optimal rates. We have compared our serendipity VEM with the classical serendipity finite elements \mathbb{S}_k and with the standard

\mathbb{Q}_k elements. The sequence is composed of four meshes with 8×8 , 16×16 , 32×32 and 64×64 trapezoids respectively. In Fig. 7 the 16×16 mesh is shown.

We have considered the Poisson problem, i.e. we have taken in (5.1)

$$\kappa = \begin{pmatrix} 1 & 0 \\ 0 & 1 \end{pmatrix}, \quad \mathbf{b} = (0, 0), \quad \gamma = 0, \quad (5.4)$$

with the right hand side f and the Dirichlet data g defined in such a way that the exact solution is the fifth-degree polynomial

$$p_{\text{ex}}(x, y) := x^3 + 5y^2 - 10y^3 + y^4 + x^5 + x^4y. \quad (5.5)$$

In Figs 9, 10 and 11 we show the relative L^2 error for the three methods. We observe that the serendipity VEM (“stingy”) behaves like the \mathbb{Q}_k element but with much fewer degrees of freedom.

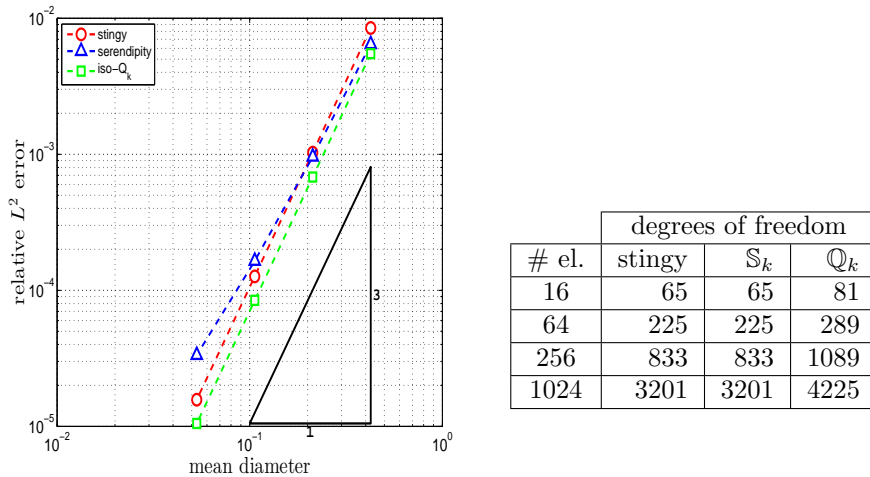


Figure 9: $k = 2$, L^2 error for the trapezoidal meshes. Note the non-optimal convergence rate for the classical serendipity finite element method \mathbb{S}_k compared with the serendipity VEM (“stingy”); both have the same number of degrees of freedom.

5.2. Polygonal meshes

The polygonal meshes are made of 25, 100, 400 and 1600 polygons and have been obtained starting with a random Voronoi mesh and then regularized by means of Lloyd iterations. The 100 polygon mesh is shown in Fig. 8.

The equation that we solve is the same used for the numerical experiments in [8]. We take

$$\kappa = \begin{pmatrix} y^2 + 1 & -xy \\ -xy & x^2 + 1 \end{pmatrix}, \quad \mathbf{b} = (x, y), \quad \gamma = x^2 + y^3, \quad (5.6)$$

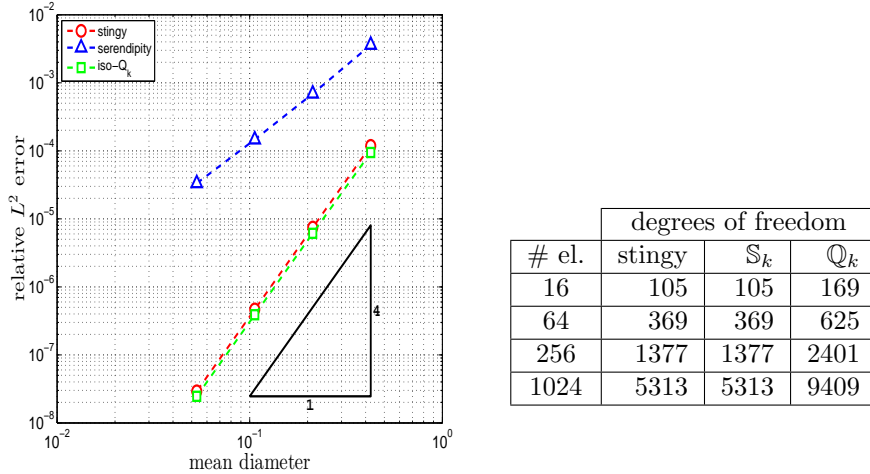


Figure 10: $k = 3$, L^2 error for the trapezoidal meshes.

and right hand side f and Dirichlet boundary condition g defined in such a way that the exact solution is

$$p_{\text{ex}}(x, y) := x^2y + \sin(2\pi x)\sin(2\pi y) + 2. \quad (5.7)$$

In Figs 12, 13 and 14 we show the L^2 error for the “stingy” and the “lazy” strategies, and we compare them to the original VEM. Note that we have always taken η_E equal to the number of edges of the polygon E .

In all cases we observe that the errors are very similar even if the number of degrees of freedom is considerably different.

6. Conclusions

Virtual Element Methods generalize Finite Elements from simple geometric shapes (triangles, tetrahedrons, quadrilaterals, hexahedrons, etc.) to much more general shapes, including several types of “degenerations”. However, when restricted to simple geometries they do not reproduce the traditional FEM, not even in the number of degrees of freedom. For simplexes (in 2 or 3 dimensions), FEMs of order k have a number of internal degrees of freedom that is equal to $\pi_{k-d-1,d}$ (the dimension of the space of polynomials of degree $\leq k-d-1$ in d dimensions), while the number of internal d.o.f. of traditional VEMs is equal to $\pi_{k-d,d}$. On quadrilaterals and hexahedrons traditional FEMs have $k-d,d$ internal nodes (the dimension of the space of polynomials of degree $\leq k-d$ in *each variable* in d dimensions) while VEMs do better with only $\pi_{k-d,d}$. Serendipity

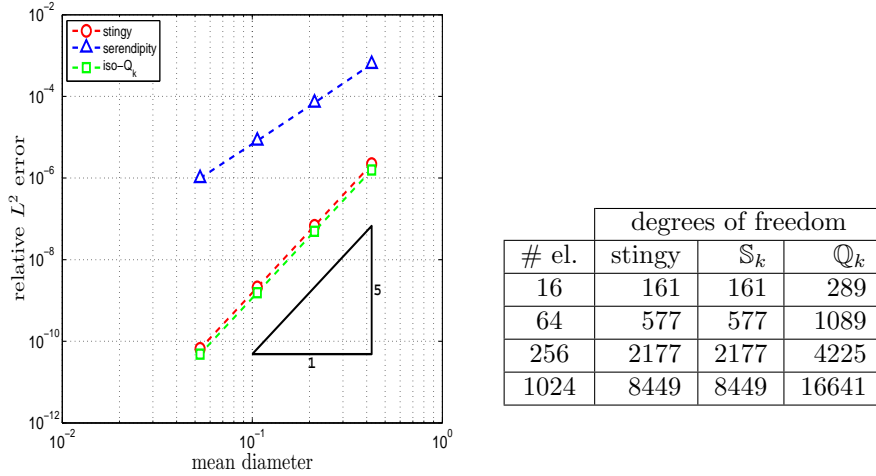


Figure 11: $k = 4$, L^2 error for the trapezoidal meshes

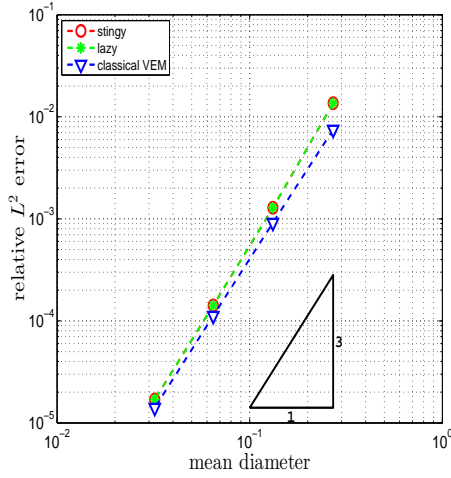
FEMs, however, can go down to $\pi_{k-d-3,d}$, but they suffer dramatic losses of accuracy when the elements are not parallelograms. Something quite similar also happens for hexahedrons.

Here we introduced a new family of VEMs that mimicks (in some sense) the Serendipity idea of FEM. These new elements reduce in a significant way the number of internal degrees of freedom of traditional VEMs, without losing the good features of being able to deal with very general shapes and distortions.

On triangles, the new VEMs coincide now with Finite Elements, so that we don't gain anything apart from the conceptual satisfaction of equaling the "competitors" (in a friendly sense) where and when they are at their best.

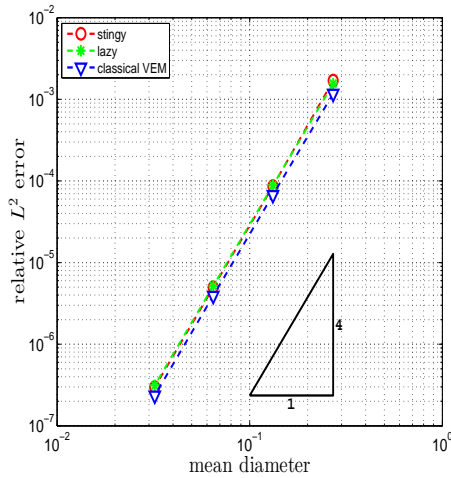
On quads, however, the new VEMs can match the number of degrees of freedom of Serendipity FEM with *much* more generality in the geometry, and could therefore become a competitor even for rather simple element shapes (as it is clearly shown by the numerical experiments of the previous section). On top of that, they allow extremely general geometries that are totally out of reach for Finite Elements.

We point out that in three dimensions our discussion applies as well to the degrees of freedom that are *internal to the faces*, that therefore cannot be eliminated by a simple static condensation.



# el.	degrees of freedom		
	stingy	lazy	VEM
25	128	128	153
100	503	503	603
400	2003	2003	2403
1600	8003	8003	9603

Figure 12: $k = 2$, L^2 error for the Lloyd meshes



# el.	degrees of freedom		
	stingy	lazy	VEM
25	204	229	279
100	804	904	1104
400	3204	3604	4404
1600	12804	14404	17604

Figure 13: $k = 3$, L^2 error for the Lloyd meshes

References

- [1] B. Ahmad, A. Alsaedi, F. Brezzi, L. D. Marini, and A. Russo, *Equivalent projectors for virtual element methods*, *Comput. Math. Appl.* **66** (2013), no. 3, 376–391.
- [2] P. F. Antonietti, L. Beirão da Veiga, S. Scacchi, and M. Verani, *A C^1 virtual element method for the Cahn-Hilliard equation with polygonal meshes*, ArXiv 1502.03259, submitted for publication.

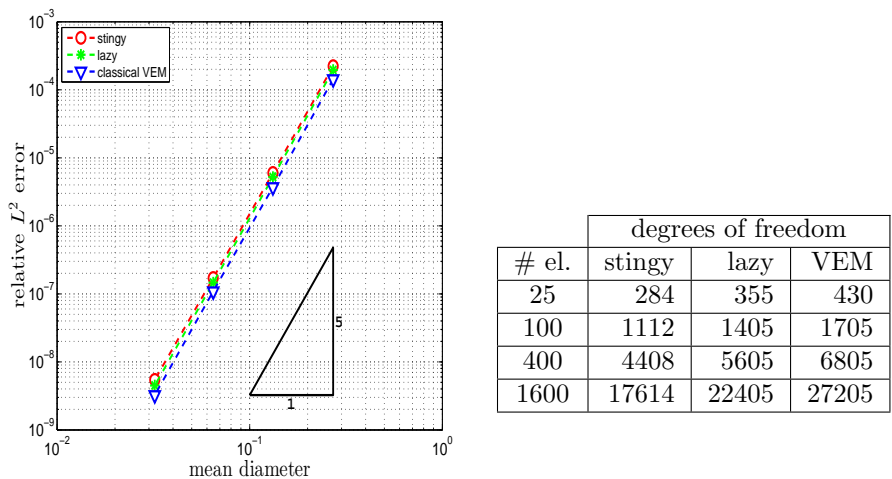


Figure 14: $k = 4$, L^2 error for the Lloyd meshes

- [3] D. N. Arnold and G. Awanou, *The serendipity family of finite elements*, *Found. Comput. Math.* **11** (2011), no. 3, 337–344.
- [4] D. N. Arnold, D. Boffi, and R. S. Falk, *Approximation by quadrilateral finite elements*, *Math. Comp.* **71** (2002), no. 239, 909–922 (electronic).
- [5] D.N. Arnold and A. Logg, *Periodic table of the finite elements*, *SIAM News* **47** (2014), no. 9.
- [6] L. Beirão da Veiga, F. Brezzi, A. Cangiani, G. Manzini, L. D. Marini, and A. Russo, *Basic principles of virtual element methods*, *Math. Models Methods Appl. Sci.* **23** (2013), no. 1, 199–214.
- [7] L. Beirão da Veiga, F. Brezzi, L. D. Marini, and A. Russo, *$H(\text{div})$ and $H(\text{curl})$ -conforming VEM*, *Numer. Math.*, online July 17, 2015.
- [8] ———, *Virtual element methods for general second order elliptic problems on polygonal meshes*, *Math. Models Methods Appl. Sci.*, ArXiv preprint:1412.2646.
- [9] ———, *The hitchhiker’s guide to the virtual element method*, *Math. Models Methods Appl. Sci.* **24** (2014), no. 8, 1541–1573.
- [10] M. F. Benedetto, S. Berrone, S. Pieraccini, and S. Scialò, *The virtual element method for discrete fracture network simulations*, *Comput. Methods Appl. Mech. Engrg.* **280** (2014), 135–156.
- [11] S. C. Brenner and L. R. Scott, *The mathematical theory of finite element methods*, third ed., *Texts in Applied Mathematics*, vol. 15, Springer, New York, 2008. MR 2373954 (2008m:65001)

- [12] F. Brezzi and L. D. Marini, *Virtual element methods for plate bending problems*, *Comput. Methods Appl. Mech. Engrg.* **253** (2013), 455–462.
- [13] M. S. Floater and A Gillette, *Nodal bases for the serendipity family of finite elements*, arXiv:submit/0964084 [math.NA] 24 Apr 2014.
- [14] A.L. Gain, G.H. Paulino, S.D. Leonardo, and I.F.M. Menezes, *Topology optimization using polytopes*, *Comput. Methods Appl. Mech. Engrg.* **293** (2015), 411–430.
- [15] A. Rand, A. Gillette, and C. Bajaj, *Quadratic serendipity finite elements on polygons using generalized barycentric coordinates*, *Math. Comp.* **83** (2014), 2691–2716.