

Moment Closures Based on Minimizing the Residual of the P_N Angular Expansion in Radiation Transport

Weixiong Zheng^a, Ryan G. McClarren^{a,*}

^a*Nuclear Engineering, Texas A&M University, College Station, TX 77843-3133*

Abstract

In this work we present two new closures for the spherical harmonics (P_N) method in slab geometry transport problems. Our approach begins with an analysis of the squared-residual of the transport equation where we show that the standard truncation and diffusive closures do not minimize the residual of the P_N expansion. Based on this analysis we derive two models, a moment-limited diffusive (MLD_N) closure and a transient P_N (TP_N) closure that attempt to address shortcomings of common closures. The form of these closures is similar to flux-limiters for diffusion with the addition of a time-derivative in the definition of the closure. Numerical results on a pulsed plane source problem, the Gordian knot of slab-geometry transport problems, indicate that our new closure outperforms existing linear closures. Additionally, on a deep penetration problem we demonstrate that the TP_N closure does not suffer from the artificial shocks that can arise in the M_N entropy-based closure. Finally, results for Reed's problem demonstrate that the TP_N solution is as accurate as the P_{N+3} solution. We further extend the TP_N closure to 2D Cartesian geometry. The line source test problem demonstrates the model effectively damps oscillations and negative densities.

Keywords: Spherical harmonics closures, Radiation transport

*Corresponding author

Email addresses: zwxne2010@tamu.edu (Weixiong Zheng), rgm@tamu.edu (Ryan G. McClarren)

1. Introduction

The Boltzmann equation is used to describe particle transport in several applications, e.g. neutron transport [1], thermal radiative transfer [2], rarefied gas dynamics [3], and charged-particle transport in semiconductors [4], to name a few. Solving the transport equation is challenging due to the seven-dimensional phase space. In this work we deal with a simple transport model with a linear collision operator, though our methods could be extended to more complicated transport processes.

For the angular discretization a commonly used method is the discrete ordinates method (S_N), which solves the transport equation for several selected discrete angles. However, there are physical situations where S_N encounters difficulties. One example is in multi-dimensional applications, when the medium weakly interacts with the particles. In this case the solution along each ordinate are not coupled, which leads to the well-known “ray effects” in the solution [5]. Ray effects can remain present even when the number of discrete angles is large [6].

Another approach is to use a truncated spherical harmonics expansion (P_N) on the angular variable. The P_N method is a spectral method in angle based on a linear expansion of angular flux, yielding a hyperbolic system of partial differential equations (PDEs) for the expansion coefficients, or equivalently, the moments. For smooth angular dependence, the method has spectral convergence. Also, the spherical harmonics expansion are rotationally invariant, in contrast to S_N , thereby avoiding ray effects.

Nevertheless, in time-dependent problems, truncating the basis at a finite order N and assuming moments with higher orders to be zero¹ causes the solution to approximate the radiation as a finite number of waves moving with different speeds determined by the eigenvalues of the coefficient matrix of spatial derivative terms. These wave speeds are less than the real speed of the

¹The resulting closure is referred to as zero closure in this paper.

particles [7, 8, 9]. The artifacts in the solution that arise from the discrete wave
30 speeds are referred to as “wave effects”. Wave effects can induce oscillations
and negativity densities in the solution [8, 10]. Though one could increase the
order of the P_N approximation to mitigate the oscillations, for a finite order
of approximations, there are always certain physical situations where negative
particle densities can occur [11, 12].

35 Here we briefly summarize the recent efforts to improve the P_N method.
A linear diffusive closure was developed independently by Schafer, Frank and
Levermore [13] for general orders of expansion and by Kyeong and Holloway
specifically for P_3 [14]. Solutions using this closure demonstrated faster conver-
gence to the transport solution. Additionally, Olson introduced a modification
40 of the coefficients for highest moment equations as introduced in the $P_{1/3}$ equa-
tion so the maximum speed of the waves is fixed to be the correct particle speed
[15].

Other work has investigated closures based on the solution of an optimization
problem based on an entropy (called the M_N method) [16, 17] or the positivity
45 of the particle density (called the positive P_N method) [18]. These methods do
have some benefits, such as guaranteed positive solutions. The numerical solu-
tion of the resulting equations using high-order expansions is computationally
prohibitive because an optimization problem must be solved for each spatial
degree of freedom in each time step. Additionally, the optimization problem re-
50 sulting from high-order M_N expansions is ill-conditioned. Furthermore, in some
test problems, entropy-based closures can cause artificial shocks to develop in
the solution [16, 17].

Inspired by the usage of artificial viscosity in hydrodynamics, Hauck and
McClarren introduced a filtering process, which is interpreted as artificial vis-
55 cosity in angle [8, 19]. The basic idea is to introduced a new spherical harmonics
basis which introduces dampening on high order moment coefficients. Though
it outperforms conventional closures, it cannot guarantee positivity of the par-
ticle density because it is a linear closure. Radice et al introduced a new form
of the filter that was independent of the mesh and time step [20] and applied

60 it to radiative transfer problems in astrophysics. On the other hand, it is also
found that the filtering introduced by McClarren and Hauck does not smoothly
transition to zero when increasing the P_N angular order. Ahrens et al introduce
a cubic filter to address the problem[21].

In this work, we introduce two new closures that are designed to improve
65 the residual of P_N expansions in 1D slab geometry. We start off defining a
functional based on the angularly-integrated squared residual. By examining
the minimizer of the functional, we arrive at two nonlinear closures based on
the residual. Both approaches write the closure as a rational function times
the derivative of a moment, similar to flux limited diffusion. We analytically
70 demonstrate one closure will bound the magnitude of highest moment by the
scalar flux. The other closure is a modification that involves the zeroth moment
of the angular flux. Further, we numerically demonstrate the high accuracy
of the closures in a problem with strong wavefronts. On Reed’s problem [22]
we show that our new closure converges to the transport solution faster than
75 diffusive closures or the standard truncation.

2. Derivation of the Method

2.1. Error functional derivation of the P_N equations

We begin with an energy-independent transport equation for neutral particles in slab geometry given by [1]

$$\frac{1}{v} \frac{\partial \psi(x, \mu, t)}{\partial t} + \mu \frac{\partial \psi(x, \mu, t)}{\partial x} + \sigma_t \psi(x, \mu, t) = q(x, \mu, t). \quad (1)$$

In this equation the angular flux of particles is given by $\psi(\mathbf{r}, \boldsymbol{\Omega}, t)$ with units of particles per area per time. Our notation is standard with $x \in \mathbb{R}$ being the spatial variable, $\mu \in [-1, 1]$ as the cosine of the angle between the slab normal and the direction of flight, and t as the time variable. The macroscopic total interaction cross-section with units of inverse length is given by σ_t , and q contains the prescribed source, $Q(x, \mu)$, and the scattering source:

$$q = \frac{Q}{2} + \frac{\sigma_s}{2} \phi, \quad (2)$$

with the scalar flux, $\phi(x, t)$, defined as

$$\phi(x, t) = \int_{-1}^1 d\mu \psi(x, \mu, t). \quad (3)$$

In order to solve Eq. (1) one needs to apply discretizations in space, angle, and time. In this work we focus on the angular discretization, in particular we will expand the angular dependence in Legendre polynomials as

$$\psi(x, \mu, t) = \sum_{l=0}^{\infty} C_l \phi_l(x, t) P_l(\mu), \quad (4)$$

where the Legendre polynomials are given by

$$P_l(\mu) = \frac{1}{2^l l!} \frac{d^l}{d\mu^l} [(\mu^2 - 1)^l]. \quad (5)$$

Here, $\phi_l(x, t)$ is an expansion function, and C_l is a normalization constant given by

$$C_l = \left(\int_{-1}^1 d\mu P_l(\mu) P_l(\mu) \right)^{-1}.$$

This technique is known as the P_n method, and generalizes to general three-dimensional geometries by making the expansion functions spherical harmonics [1].

The typical way that the expansion functions and normalization constants are generated is via a Galerkin procedure where one assumes a Legendre expansion of the angular flux, plugs it into the transport equation, and integrates the result against different Legendre polynomials. An alternative derivation involves defining a error functional measuring the difference of angular flux, ψ and the spherical-harmonics-reconstructed angular flux using an expansion that is truncated beyond the $l = N$ moment, $\bar{\psi}_N$ [8]. We define the error functional as the integrated square of the difference between the true angular flux and the truncated expansion:

$$J_1(\Omega) = \int_{4\pi} d\Omega (\psi - \bar{\psi}_N)^2, \quad (6)$$

where

$$\bar{\psi}_N(\Omega) = \sum_{l=0}^N C_l \phi_l(x, t) P_l(\mu). \quad (7)$$

In order to minimize the functional in Eq. (7), one forces $\partial J_1/\partial\phi_l = 0$, leading to the expansion coefficients being given by

$$\phi_l = \int_{-1}^1 d\mu \psi(x, \mu, t) P_l(\mu). \quad (8)$$

Using this definition for the expansion coefficients, we take a certain Legendre polynomial and integrate it with the transport equation, Eq. (1), over μ to get:

$$\frac{1}{v} \frac{\partial}{\partial t} \phi_l + \frac{l}{2l+1} \frac{\partial \phi_{l-1}}{\partial x} + \frac{l+1}{2l+1} \frac{\partial \phi_{l+1}}{\partial x} + (\sigma_t - \sigma_s \delta_{l,0}) \phi_l = q_{\text{ext}} \delta_{0,l}, \quad l = 0, 1, \dots, N \quad (9)$$

where $q_{\text{ext}}(x) = \int_{-1}^1 d\mu Q(x, \mu)$. This system is not closed in the sense that the equation for the N th moment includes the $N+1$ moment, which is not included in our truncated expansion. A common closure is to set $\phi_{N+1} = 0$. Thereafter, the closed P_N equation system can be described as:

$$\begin{aligned} \frac{1}{v} \frac{\partial}{\partial t} \phi_l + \frac{l}{2l+1} \frac{\partial \phi_{l-1}}{\partial x} + \frac{l+1}{2l+1} \frac{\partial \phi_{l+1}}{\partial x} (1 - \delta_{N,l}) \\ + (\sigma_t - \sigma_s \delta_{0,l}) \phi_l = q_{\text{ext}} \delta_{0,l}, \quad l = 0, 1, \dots, N. \end{aligned} \quad (10)$$

These equations are the standard P_N equations. We will now change the derivation to use a functional that minimizes the residual in the transport equation given a particular expansion.

2.2. A functional based on the squared-residual

Rather than basing the functional on the squared difference between the expansion and the true solution, one could also measure the squared residual of the P_N approximation as:

$$J(\{\phi_{l'} : l' = 0, \dots\}) = \int_{-1}^1 d\mu R^2, \quad (11)$$

where R is the residual computed when the expanded flux to order N is plugged into the transport equation with an isotropic source. For simplicity, we consider

the pure absorber problem (though removing this restriction leads to the same results) leading to the definition of residual as

$$R \equiv \mathcal{L}\bar{\psi}_N(\mu) - q(\mu) = \left(\frac{1}{v}\partial_t + \mu\partial_x + \sigma_t \right) \sum_{l'=0}^N \frac{2l'+1}{2} \phi_{l'} P_{l'}(\mu) - \frac{q_{\text{ext}}}{2}, \quad (12)$$

where the transport operator \mathcal{L} is defined as:

$$\mathcal{L} \equiv \frac{1}{v}\partial_t + \mu\partial_x + \sigma_t. \quad (13)$$

85 In order to minimize the functional J , we focus on finding moment sets which make $\partial J/\partial\phi_l = 0$ for all l . Through this path, we could gain an insight into the impact on the residual due to the closure.

Taking the functional derivative of Eq. (12) leads to:

$$\begin{aligned} \frac{\partial J}{\partial\phi_l} = (2l+1)\sigma_t \int_{-1}^1 d\mu R P_l(\mu) + (2l+1) \frac{\partial}{\partial\phi_l} \left[\frac{\partial}{\partial x} \phi_l \right] \int_{-1}^1 d\mu R \mu P_l(\mu) + \\ (2l+1) \frac{1}{v} \frac{\partial}{\partial\phi_l} \left[\frac{\partial}{\partial t} \phi_l \right] \int_{-1}^1 d\mu R P_l(\mu). \end{aligned} \quad (14)$$

Note that for $l \leq N$, the following identity holds

$$\int_{-1}^1 d\mu R P_l(\mu) = \frac{1}{v}\partial_t \phi_l + \frac{l}{2l+1} \frac{\partial\phi_{l-1}}{\partial x} (1 - \delta_{0,l}) + \sigma_t \phi_l + \frac{l+1}{2l+1} \frac{\partial\phi_{l+1}}{\partial x} - q_{\text{ext}}\delta_{0,l}. \quad (15)$$

Comparing Eq. (15) with Eq. (10), one sees that the integral is equal to zero, i.e.

$$\int_{-1}^1 d\mu R P_l(\mu) = 0, \quad l \leq N. \quad (16)$$

Also, by using recurrence relation of Legendre polynomial, one has:

$$\int_{-1}^1 d\mu R \mu P_l(\mu) = \frac{l}{2l+1} \int_{-1}^1 d\mu \mu P_{l-1}(\mu) R + \frac{l+1}{2l+1} \int_{-1}^1 d\mu \mu P_{l+1}(\mu) R. \quad (17)$$

Therefore, Eq. (14) can be rewritten as:

$$\frac{\partial J}{\partial \phi_l} = (2l + 1) \left(\sigma_t + \frac{1}{v} \frac{\partial}{\partial \phi_l} \left[\frac{\partial}{\partial t} \phi_l \right] \right) \int_{-1}^1 d\mu RP_l(\mu) + \frac{\partial}{\partial \phi_l} \left[\frac{\partial}{\partial x} \phi_l \right] \left(l \int_{-1}^1 d\mu RP_{l-1}(\mu) + (l + 1) \int_{-1}^1 d\mu RP_{l+1}(\mu) \right). \quad (18)$$

When $l < N$, plugging Eq. (16) back into Eq. (18) leads to:

$$\frac{\partial J}{\partial \phi_l} = 0, \quad l < N. \quad (19)$$

That is, all of the P_N equations minimize the squared-residual for ϕ_l for all $l < N$. This is why the omission of the scattering term does not affect our results: the scattering term only appears in the $l = 0$ equation. It is in the $l = N$ equation where the closure enters. We will now explore what that equation tells us.

For $l = N$, the same substitution, omitting the algebraic process, results in:

$$\frac{\partial J}{\partial \phi_N} = (N + 1) \frac{\partial}{\partial \phi_N} \left[\frac{\partial}{\partial x} \phi_N \right] \left(\int_{-1}^1 d\mu RP_{N+1}(\mu) \right). \quad (20)$$

Therefore, expanding the integral term in Eq. (20) gives us the final expression for the N^{th} order functional derivative:

$$\frac{\partial J}{\partial \phi_N} = (N + 1) \frac{\partial}{\partial \phi_N} \left[\frac{\partial}{\partial x} \phi_N \right] \left(\frac{1}{v} \partial_t \phi_{N+1} + \frac{N + 1}{2N + 3} \frac{\partial \phi_N}{\partial x} + \sigma_t \phi_{N+1} + \frac{N + 2}{2N + 3} \frac{\partial \phi_{N+2}}{\partial x} \right). \quad (21)$$

This equation can tell us the impact of a closure on the residual: to this equation we can substitute in a closure and see how it effects the derivative of the squared residual.

2.3. Discussion on two conventional closures

2.3.1. Zero closure

Introducing the zero closure ($\phi_{\mathcal{M}} = 0$, $\mathcal{M} > N$) into Eq. (21) gives the following:

$$\frac{\partial J}{\partial \phi_N} = (N + 1) \frac{\partial}{\partial \phi_N} \left[\frac{\partial}{\partial x} \phi_N \right] \frac{N + 1}{2N + 3} \frac{\partial \phi_N}{\partial x}. \quad (22)$$

This equation indicates that the squared-residual will be minimized only if the spatial derivative of ϕ_N is zero. This restriction is not expected to be satisfied
100 in general problems.

2.3.2. Diffusive closure

Levermore et al. suggested a diffusive closure which takes a form similar to Fick's law for the relationship between ϕ_{N+1} and ϕ_N [13]:

$$\phi_{N+1} = -\frac{1}{\sigma_t} \frac{N+1}{2N+3} \partial_x \phi_N. \quad (23)$$

They, therein, name the corresponding system D_N in the sense that the closure is essentially taking the definition of diffusion to a high-order closure. Also, Oh and Holloway independently derived a low order D_2 method for transient
105 problem by assuming the closed moment ϕ_{N+1} is time-independent such that one could directly gain the Fick's law-like relationship in Eq. (23)[14]. They name the method P_3QS , short for P_3 quasi static, because of the approximation used to find the closure.

Substituting Eq. (23) into Eq. (21), we get:

$$\frac{\partial J}{\partial \phi_N} = (N+1) \frac{\partial}{\partial \phi_N} \left[\frac{\partial}{\partial x} \phi_N \right] \left(-\frac{N+2}{2N+3} \frac{1}{v} \partial_t \left(\frac{1}{\sigma_t} \partial_x \phi_N \right) + \frac{N+2}{2N+3} \frac{\partial \phi_{N+2}}{\partial x} \right). \quad (24)$$

This result indicates where the D_N closure might be accurate. It will minimize
110 the squared-residual when the time derivative of ϕ_N is zero and when the spatial derivative of the ϕ_{N+2} is zero. We cannot know for a general problem what the derivative of ϕ_{N+2} will be. Nevertheless, we can predict when transients have died out in a particular problem. In such an occasion we predict that the D_N closure will be superior to the zero closure because the derivative of the ϕ_{N+2}
115 moment impacts the residual, rather than the ϕ_N moment in the zero closure.

2.4. Two new closures

2.4.1. Approximations on higher moments

Equation (21) indicates that we should seek a closure such that:

$$\frac{1}{v} \partial_t \phi_{N+1} + \frac{N+1}{2N+3} \frac{\partial \phi_N}{\partial x} + \sigma_t \phi_{N+1} + \frac{N+2}{2N+3} \frac{\partial \phi_{N+2}}{\partial x} = 0, \quad (25)$$

which is equivalent to introducing a higher order P_N approximation without changing the truncation order. The closure, leading to zero functional derivative in moment space, would potentially lead to a minimized residual of the P_N approximation. However, this is not feasible practically since truncating at a certain order N would lead to the loss of information of higher orders, e.g. ϕ_{N+2} . The value of Eq. (25) is that it indicates how one could close the system to minimize the residual in moment space.

Formally, we can rewrite Eq. (25) to implicitly define a closure as

$$\phi_{N+1} = -\frac{1}{\sigma_t + \frac{\partial_t \phi_{N+1}}{v\phi_{N+1}} + \frac{(N+2)}{(2N+3)\phi_{N+1}} \partial_x \phi_{N+2}} \frac{N+1}{2N+3} \partial_x \phi_N. \quad (26)$$

2.4.2. A moment-limited closure

The closure indicated by Eq. (26) shares a similar form with diffusive closure, except, there are additional terms added to correct the closure. Though it is still a formal closure since it depends on the value of ϕ_{N+1} and ϕ_{N+2} , it implies adding spatial and temporal flux limiters to the diffusive closure could help minimize $\partial J/\partial \phi_N$. Therefore, we propose the following closure:

$$\phi_{N+1} = -\frac{1}{\sigma_t + \left| \frac{\partial_t \phi_0}{v\phi_0} \right| + \left| \frac{\alpha \partial_x \phi_N}{\phi_0} \right|} \frac{N+1}{2N+3} \partial_x \phi_N. \quad (27)$$

A desirable feature is that if a proper α is used, one could prove that this form limits the magnitudes of the closure as follows:

$$\begin{aligned} |\phi_{N+1}| &= \frac{1}{\sigma_t + \left| \frac{\partial_t \phi_0}{v\phi_0} \right| + \alpha \left| \frac{\partial_x \phi_N}{\phi_0} \right|} \frac{N+1}{2N+3} |\partial_x \phi_N| \\ &\leq \frac{1}{\alpha \left| \frac{\partial_x \phi_N}{\phi_0} \right|} \frac{N+1}{2N+3} |\partial_x \phi_N| = \frac{N+1}{\alpha(2N+3)} |\phi_0| \end{aligned} \quad (28)$$

For instance, fixing α at $(N+1)/(2N+3)$ would result in:

$$|\phi_{N+1}| < |\phi_0| \quad (29)$$

That is similar to the situation of limiting current to the scalar flux to stabilize the system in moment space. We, therefore, name this approach the moment-limited diffusive (MLD) closure.

2.4.3. A modification: transient P_N closure

The moment limited closure could be modified to use ϕ_0 , instead of ϕ_N in the closure. Specifically, the modified closure is expressed as:

$$\phi_{N+1} = -\frac{1}{\sigma_t + \left| \frac{\partial_t \phi_0}{v \phi_0} \right| + \left| \frac{\alpha \partial_x \phi_0}{\phi_0} \right|} \frac{N+1}{2N+3} \partial_x \phi_N \quad (30)$$

130 There are two motivations for this choice. On one hand, this selection is to make a form similar to a high order extension of flux-limited diffusion with an additional constraint on the temporal evolution of the solution (i.e. the $\partial_t \phi_0$ term). Moreover, in multidimensional problems ϕ_0 is the only moment that is a scalar, making the extension to full spherical harmonics closures straightforward. In
 135 contrast, extending MLD_N to multi-D requires individual estimates of the spatial limiters for each single $(N+1)^{\text{th}}$ moment equation. For instance, for MLD_3 in 2D with moments generated from complex-value spherical harmonics, four different spatial limiters need estimating, and the situation is worse as N is increased. This is another motivation for the simpler closure in Eq. (30).

140 To minimize the residual, the parameter α would depend on the unknown angular flux distribution. For simplicity, we fix the α in Eq. (30) to a constant. Though the central theme is similar to the MLD model in that one adjusts the diffusivity nonlinearly based on the solution, we have not been able to prove that the closure limits the magnitude of ϕ_{N+1} to be less than the scalar flux.

145 The test results in the following sections demonstrate this modification improves the accuracy in the transients that arise when a majority of the particles in the system have not had a collision. We, therefore, name the model the transient P_N closure (TP_N).

2.4.4. Closure effects on residual functional derivative

By introducing the MLD_N or TP_N closures, the functional derivative in Eq. (21) can be written as:

$$\frac{\partial J}{\partial \phi_N} = \frac{(N+1)(N+2)}{2N+3} \frac{\partial}{\partial \phi_N} \left[\frac{\partial}{\partial x} \phi_N \right] \left(-\frac{1}{v} \partial_t \left(\frac{1}{\sigma_t + \nu} \partial_x \phi_N \right) + \frac{\nu}{\sigma_t + \nu} \partial_x \phi_N + \partial_x \phi_{N+2} \right) \quad (31a)$$

$$\text{MLD}_N : \quad \nu = \left| \frac{\partial_t \phi_0}{v \phi_0} \right| + \left| \frac{\alpha \partial_x \phi_N}{\phi_0} \right| \quad (31b)$$

$$\text{TP}_N : \quad \nu = \left| \frac{\partial_t \phi_0}{v \phi_0} \right| + \left| \frac{\alpha \partial_x \phi_0}{\phi_0} \right|. \quad (31c)$$

150 Adding flux or moment limiters does not necessarily minimize the residual functional. In fact, Eq. (31) automatically adjusts the functional derivative based upon the solution. In occasions where the spatial derivative of the solution tends to be large, $1/(\sigma_t + \nu)$ goes to be zero while $\nu/(\sigma_t + \nu)$ limits to one. Eq. (31) has the limit of P_N 's functional derivative. When the solution is smooth
 155 and slowly varying in time, ν tends to be small and Eq. (31) limits to D_N . In effect, the closures improve the D_N method during transients and preserve the beneficial properties of that closure in the steady limit.

2.4.5. Generalization of TP_N models

The form of the TP_N closure is similar to the Larsen-type flux limited correction to radiation diffusion[23] with an additional time derivative term. The form of a Larsen flux limiter allows the impact of the limiter to be adjusted by making the terms in the closure weighted by a power, rather than using a linear sum. We can perform the same adjustment to our model by writing

$$\phi_{N+1} = -\frac{1}{\tilde{\sigma}} \frac{N+1}{2N+3} \partial_x \phi_N \quad (32a)$$

$$\tilde{\sigma} = \left(\sigma_t^n + \left| \frac{1}{v \phi_0} \partial_t \phi_0 \right|^n + \left| \frac{\alpha \partial_x \phi_0}{\phi_0} \right|^n \right)^{\frac{1}{n}} \quad (32b)$$

Typically, the value of n is set to be one or greater, though recent work has
 160 demonstrated that there are problems where $n < 1$ can give improved solutions [24]. It is then of interest to test the effects from different powers n on our closure.

2.5. Multi-D extension of TP_N closure

The multi-D transport equation with isotropic scattering in Cartesian geometry can be expressed as:

$$\frac{1}{v} \frac{\partial \psi(\hat{\Omega})}{\partial t} + \hat{\Omega} \cdot \nabla \psi(\hat{\Omega}) + \sigma_t \psi(\hat{\Omega}) = \frac{\sigma_s}{4\pi} \int_{4\pi} d\Omega \psi(\hat{\Omega}) + \frac{Q}{4\pi}. \quad (33)$$

In multi-D, P_N method is from expanding the angular flux with spherical harmonics functions $Y_l^m(\Omega)$ in angle truncated at Order N :

$$\psi(\hat{\Omega}) = \sum_{l=0}^N \sum_{|m|=0}^l \phi_l^m Y_l^m(\hat{\Omega}), \quad (34a)$$

$$Y_l^m(\hat{\Omega}) = Y_l^m(\mu, \varphi) = \begin{cases} \sqrt{2} C_l^m \cos(m\varphi) P_l^m(\mu), & m \geq 0 \\ \sqrt{2} C_l^{|m|} \sin(|m|\varphi) P_l^{|m|}(\mu), & m < 0 \end{cases}, \quad (34b)$$

where

$$C_l^m = \sqrt{\frac{(2l+1)(l-m)!}{4\pi(l+m)!}}.$$

In a similar Galerkin procedure as in Section 2.1 one uses the expansion in Eq. (34a) in Eq. (33) and operate on the transport equation with $\int_{4\pi} d\Omega Y_l^m(\cdot)$ for all the angular basis functions. The result is

$$\frac{1}{v} \frac{\partial \vec{\phi}}{\partial t} + \sum_{\zeta=x,y,z} \partial_\zeta \mathbf{A}_\zeta \vec{\phi} + \mathbf{\Sigma}_r \vec{\phi} = \vec{Q} \quad (35a)$$

$$\mathbf{A}_{\zeta,l,m}^{l',m'} = \int_{4\pi} d\Omega Y_l^m(\hat{\Omega}) \Omega_\zeta Y_{l'}^{m'}(\hat{\Omega}) \quad (35b)$$

$$\vec{\phi} = (\phi_0^0, \phi_1^{-1}, \dots, \phi_1^1, \dots, \phi_N^{-N}, \dots, \phi_N^N)^\top, \quad \vec{Q} = (Q, 0, \dots, 0)^\top \quad (35c)$$

$$\mathbf{\Sigma}_r = \text{diag}(\sigma_t - \sigma_s, \sigma_t, \dots, \sigma_t) \quad (35d)$$

Due to symmetry, there are $(N+1)(N+2)$ moments in 3D and $(N+1)(N+2)/2$ relevant moments in 2D.

2.5.1. D_N equations

The D_N model is identical to P_N up to the $(N - 1)^{\text{th}}$ moment equations. Dropping off the time derivative terms of the $(N + 1)^{\text{th}}$ moment equations of P_{N+1} system, one can easily find:

$$\phi_{N+1}^m = -\frac{1}{\sigma_t} \sum_{\zeta=x,y,z} \sum_{l',m'} \mathbf{A}_{\zeta,N+1,m}^{l',m'} \partial_{\zeta} \phi_{l'}^{m'}, \quad |m| \leq N + 1 \quad (36)$$

Plugging Eq. (36) into the relevant moment equations up to Order N will then lead to the D_N system. Note that Eq. (36) illustrates that D_N is equivalent to adding a diffusive correction to the P_{N-1} system[13].

170 2.5.2. TP_N closure

It is straightforward to extend modify the D_N model to be TP_N by adding a correction term ν to the denominator of Eq. (36):

$$\phi_{N+1}^m = -\frac{1}{\sigma_t + \nu} \sum_{\zeta=x,y,z} \sum_{l',m'} \mathbf{A}_{\zeta,N+1,m}^{l',m'} \partial_{\zeta} \phi_{l'}^{m'}, \quad |m| \leq N + 1 \quad (37a)$$

$$\nu \equiv \left(\left| \frac{\partial_t \phi_0^0}{v \phi_0^0} \right| + \alpha \frac{\|\nabla \phi_0^0\|}{|\phi_0^0|} \right). \quad (37b)$$

3. Numerical Details

The 1D MLD_N and TP_N closures are implemented with the diamond difference for spatial discretization and a semi-implicit scheme as detailed below. At present only TP_N closure is extended to multi-D applications with discontinuous Galerkin (DG) finite element method in space and semi-implicit scheme in time.

3.1. 1D implementation

For our closures the highest order moment we keep in our system is N with N even. With N even, there are N first-order PDEs and one second-order PDE. This requires $N + 2$ total boundary conditions or $N/2 + 1$ conditions on

each boundary in 1-D. We can use the standard Marshak conditions in this case where on the left boundary we satisfy

$$\int_0^1 d\mu \psi_{\text{inc}}^L(\mu) P_l(\mu) = \sum_{i=0}^N c_i \phi_i - \frac{c_{N+1}}{\sigma_t + \left| \frac{\partial_t \phi_0}{v \phi_0} \right| + \alpha \left| \frac{\partial_x \phi_k}{\phi_0} \right|} \frac{N+1}{2N+3} \partial_x \phi_N, \quad l = 1, 3, \dots, N+1, \quad (38)$$

where k is equal to 0 or N , and $c_i = \int_0^1 d\mu P_l(\mu) P_i(\mu)$. The conditions at the right boundary are the same except the integral is over $\mu \in [-1, 0]$.

For a spatial discretization we use the diamond difference method with unknowns that live at cell edges. For a uniform mesh with cell width h , the semi-discrete equations become

$$\begin{aligned} \frac{h}{v} \partial_t \phi_{l,i} + \frac{l}{2l+1} (\phi_{l-1,i+1/2} - \phi_{l-1,i-1/2}) + \frac{l+1}{2l+1} (\phi_{l+1,i+1/2} - \phi_{l+1,i-1/2}) \\ + h (\sigma_{t,i} - \sigma_{s,i} \delta_{0,l}) \phi_{l,i} = Q_{l,i} \delta_{0,l} h, \quad l = 0, \dots, N-1 \end{aligned} \quad (39a)$$

$$\begin{aligned} \frac{h}{v} \partial_t \phi_{N,i} + \frac{N}{2N+1} (\phi_{N-1,i+1/2} - \phi_{N-1,i-1/2}) + h \sigma_{t,i} \phi_{N,i} \\ - \frac{N(N+1)}{(2N+1)(2N+3)} \left(\frac{\partial_x \phi_{N,i+1/2}}{\tilde{\sigma}_{i+1/2}} - \frac{\partial_x \phi_{N,i-1/2}}{\tilde{\sigma}_{i-1/2}} \right) = 0 \end{aligned} \quad (39b)$$

$$\tilde{\sigma}_i = \sigma_{t,i} + \left| \frac{\partial_t \phi_{0,i}}{v \phi_{0,i}} \right| + \alpha \left| \frac{\phi_{k,i+1/2} - \phi_{k,i-1/2}}{h \phi_{0,i}} \right|, \quad (39c)$$

where k is either 0 or N , and

$$\partial_x \phi_{l,i+1/2} = \frac{\phi_{l,i+1} - \phi_{l,i}}{h}, \quad (40a)$$

$$\phi_{l,i} = \frac{1}{2} (\phi_{l,i+1/2} + \phi_{l,i-1/2}), \quad l = 0, \dots, N, \quad (40b)$$

$$\tilde{\sigma}_{i+1/2} = \frac{1}{2} (\tilde{\sigma}_{i+1} + \tilde{\sigma}_i). \quad (40c)$$

The time discretization we use is semi-implicit that we evaluate all terms in Eq. (39) at time level $n+1$ (i.e., backward Euler) except $\tilde{\sigma}$, which is evaluated explicitly at level n . This makes each time step a linear solve. If we implicitly update $\tilde{\sigma}$, each step would require a nonlinear solve.

Previously, D_N has been discretized in space by the streamline diffusion continuous finite element method[13] and finite volume method[14, 16] in space. We choose a variant of the discontinuous Galerkin (DG) finite element method in this work mainly for its preservation of the asymptotic diffusion limit. In particular, we apply the local DG (LDG) method, which was developed for time dependent convection-diffusion equation[25]:

$$\frac{\partial u}{\partial t} + \nabla \cdot F(u) + \nabla a(x, y, z) \nabla u = 0. \quad (41)$$

In the LDG method, one introduces an auxiliary variable \vec{q} , such that Eq. (41) can be rewritten as:

$$\frac{\partial u}{\partial t} + \nabla \cdot F(u) + \nabla \cdot \vec{q} = 0, \quad (42a)$$

$$\vec{q} = a(x, y, z) \nabla u. \quad (42b)$$

4. Numerical results

The 2D TP_N closure is implemented with the C++ open source finite element library deal.II[26]. The results for the plane source problem, two-beam problem and the Reed's problem will be presented for 1D closures and 2D TP_N test results will be presented with line source problem.

4.1. Plane source test problem

The medium in the plane source problem is a pure scatterer ($\sigma_t = \sigma_s = 1$). At time $t = 0$, there is a pulsed source in the middle of an infinite slab. The initial condition is

$$\psi(z, \mu, 0) = \frac{\delta(z)}{2}. \quad (43)$$

An analytic solution to the transport equation for this problem is available in the benchmark suite AZURV1[27]. The solution has a wavefront at $z = \pm vt$.

195 The number of particles in the wavefront decays over time so that after enough
time the wavefront has a negligible magnitude. Therefore, late in time the
solution is a smooth due to the scattering of particles from the initial pulse.
Also, both the D_N and P_N methods approximate the transport solution well
at late times (e.g., $t = 10$ in Figure 1a), whereas early on in the transient neither
200 can capture the analytic solution. This is predicted by the analysis in Section
2.3 because early in time the spatial and time derivatives of the solution are not
small. At $x = 0$ the D_6 solution is closer to the analytic solution than the P_7 .

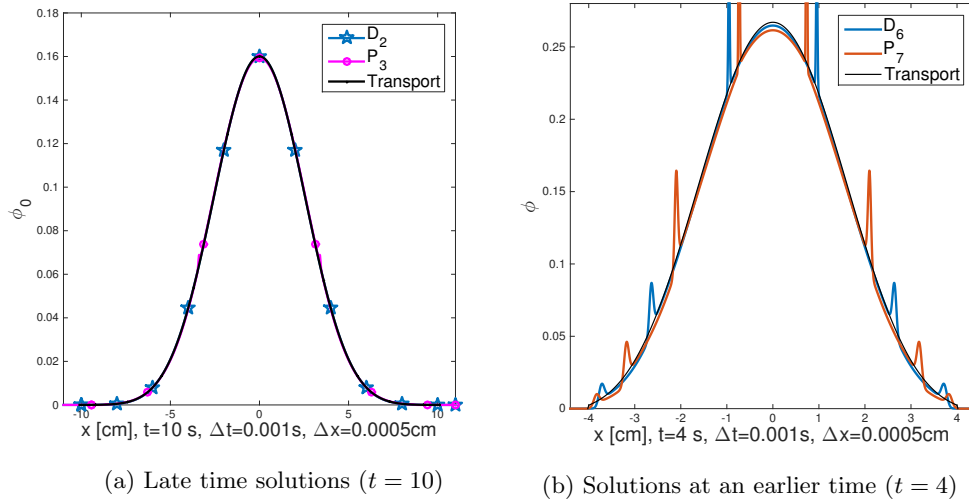


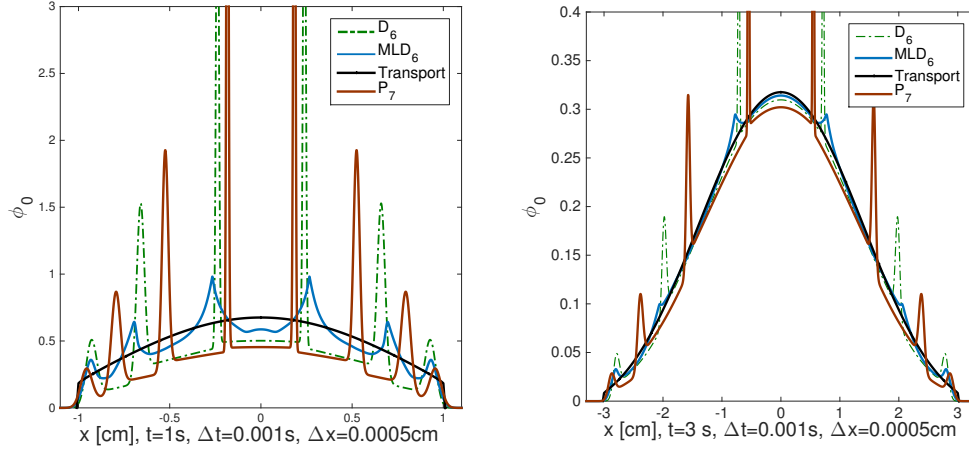
Figure 1: Examples of P_N and D_N in plane source problem. Notice that early in time the discrete wave speeds in the P_N and D_N solutions.

In the solution at earlier times (see Fig. 1b) there are spikes that are the
numerical representation of waves of uncoupled particles. Since the time de-
pendent P_N system is a hyperbolic wave equation system, particles moves
205 in several discrete wave speeds. The consequence is that the solutions will have
 $N + 1$ spikes, analytically represented by a Dirac delta function. These artifacts
from the P_N (and D_N) discretization are known as wave effects[7].

4.1.1. Comparison of MLD_N and linear closures

210 In the results below, unless otherwise noted, we use a value of $\alpha = 2/3$.
 Later, we discuss this choice.

In Figure 2 we compare MLD and the diffusive closure on the plane source problem. At an early time, Figure 2a, the wave effects are greatly reduced in the MLD_6 model relative to D_6 and P_7 . Furthermore, the solution away from the waves is much closer to the transport solution. At later time, Figure 2b,
 215 the waves in P_7 and D_6 are still present whereas the MLD_6 solution has the overall shape of the transport solution with small oscillations near the D_6 waves.



(a) MLD_6 results at 1s in plane source problem. (b) MLD_6 results at 3s in plane source problem.

Figure 2: MLD_N and linear closure solutions to the plane source problem at different times.

4.1.2. Comparison of MLD_N and TP_N

220 We next compare the two models developed in this paper. At $t = 1$ s in the plane source problem, as shown in Figure 3, with both $N = 6$ and 8, the TP_N model gives results closer to the transport solution than the MLD_N model.

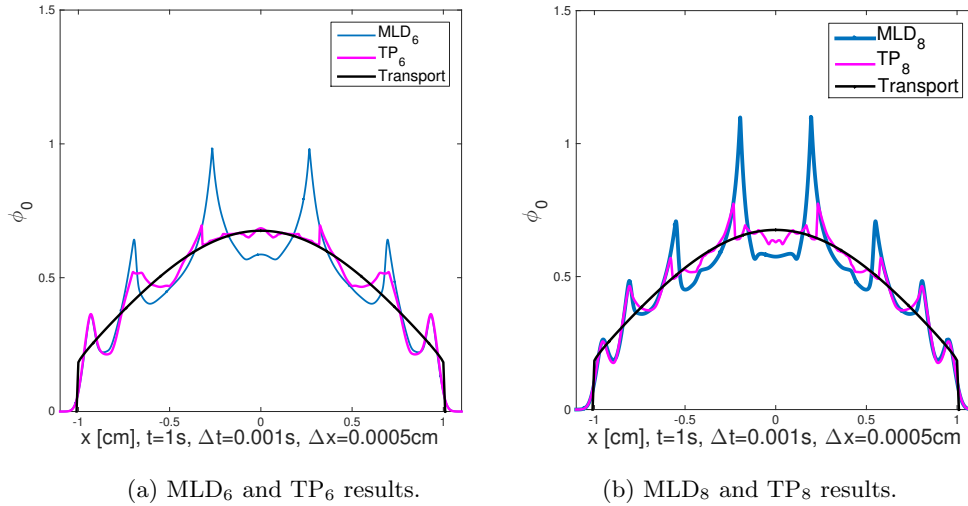


Figure 3: MLD_N and TP_N comparison at 1 s.

At 5s after the pulse, it is seen that in Figure 4, both closures do not produce artificial waves in the solution to the degree that D_N or P_N solutions do. The MLD_N and TP_N results basically agree to the transport solution in the middle except the solution near the wavefronts in the ± 5 cm. At the wavefront none of these methods captures the solution correctly. In summary, both the MLD_N and TP_N closures effectively damp the unphysical modes (large spikes), which leads to relatively accurate solutions for the transport problem during short-time transients. Moreover, on every problem we have tested, the TP_N method was superior to the MLD_N method. Henceforth, we will focus on this method.

4.1.3. The impact of spatial and temporal terms in the model

To further investigate the importance of different terms in the closure, we individually turn on/off different derivatives in the closure. It is observed that, at 1 s in the plane source problem in Figure 5a using only the spatial derivative term in the closure makes the solution flat in the middle and, as a result, too low. On the other hand, merely using the temporal derivative terms retains a better flux profile in the slab center, while the artificial spikes are not yet dampened effectively as with spatial limiter at later times in Figure 5b. Note

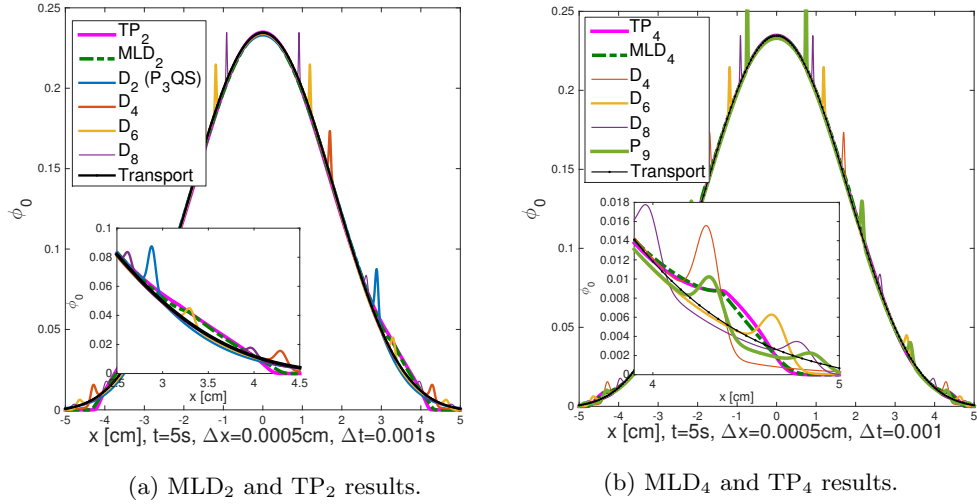


Figure 4: MLD_N and TP_N comparison at 5s.

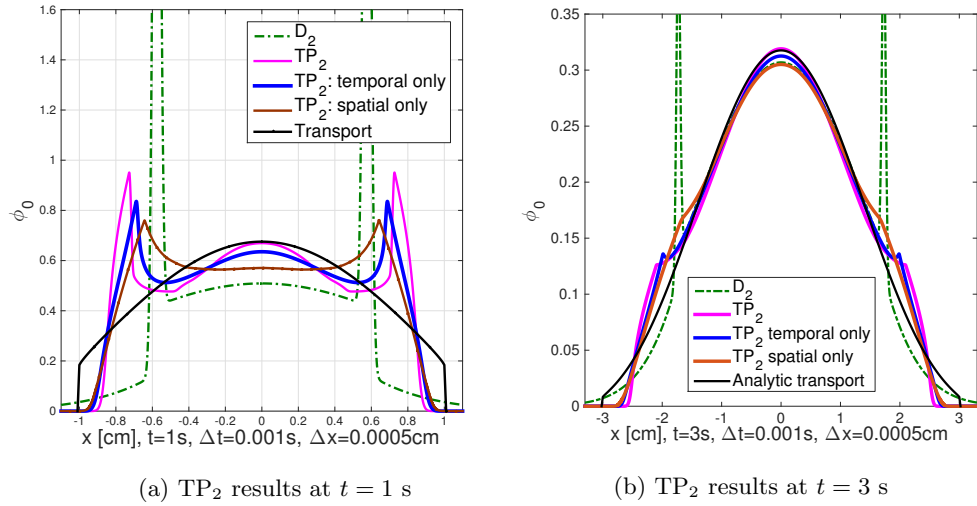


Figure 5: Illustration of the impact of the spatial and temporal derivative terms in the TP_N closure.

240 that the moving modes propagate further than those with the spatial limiter. Therefore, we conclude that both derivative terms in the closure contribute to the accuracy of the model.

4.1.4. Impact from Power n of TP_N models

It is observed that for low order TP_N approximations, varying the power n does adjust the dissipation in the solution. As illustrated in Figure 6, the originally proposed value, $n = 1$ retains the correct value near $x = 0$. Simultaneously, $n = 2$ makes the solution flatter. On the other hand, reducing n to $1/3$ amplifies the dampened spikes and makes the solution more similar to the even P_N flux profile in that it has a stationary mode at $x = 0$. It would suggest small powers should be avoided. Yet, all solutions agree with each other when the transient is passed. We have also observed that with increasing N the solution becomes less sensitive to the power n for $n > 1$.

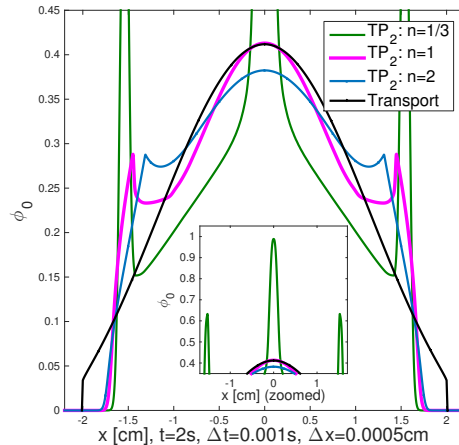


Figure 6: Effects from different power n on the in Eq. (32b).

4.1.5. Spatial derivative coefficient α

In our initial derivation of the TP_N model we surmised that the value of α should be between $1/3$ and 1 because it appears in a similar way to the coefficients of the P_N Jacobian. Since these coefficients range from $1/3$ through 1 , we therefore used the median value $2/3$.

We present a limited parameter study for α in Figure 7. Therein, the flux profiles vary in several respects. With the smallest value shown, $\alpha = 1/3$, the solution is much closer to the D_N solution: the solution is too low in the middle,

and the wave effects are amplified. On the other hand, increasing α to 1 appears to amplify and spread the waves in the solution in addition to increasing the solution near $x = 0$ too much.

Compared with $1/3$ and 1 , $2/3$ provides the most accurate and least oscillatory result among the three choices. We have performed more studies using
 265 many more values of α and found that α values of 0.5 through 0.7 are comparable to the $2/3$ solution.

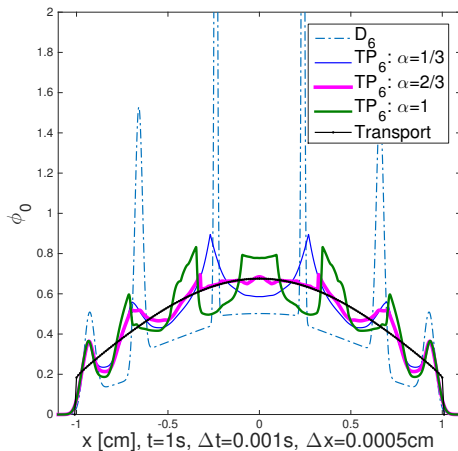


Figure 7: Effects from different coefficients α in the closure. With $\alpha = 0$ the spatial derivative of the scalar flux has no impact on the closure.

4.2. Two-beam problem

The second test problem is a highly absorbing problem with isotropic inci-
 270 dent angular fluxes on both sides of a slab. The scattering ratio, $c = \sigma_s/\sigma_t$, of the medium is 0.1 . The original test problem is in steady state[17]. We, however, run this problem in time-dependent mode to see how different methods approach the steady state solution. These results are shown in Figure 8.

Both TP_N and D_N converge to the reference solution at 10 s. Theoretically,
 275 incident particles from different sides of the slab are not supposed to meet before $t = L/(2v) = 5$ s. Yet, D_2 artificially moves particles faster than their physical speeds, making the solution greater than 10^{-8} at $x = 0$ as early as $t = 2$ s. On

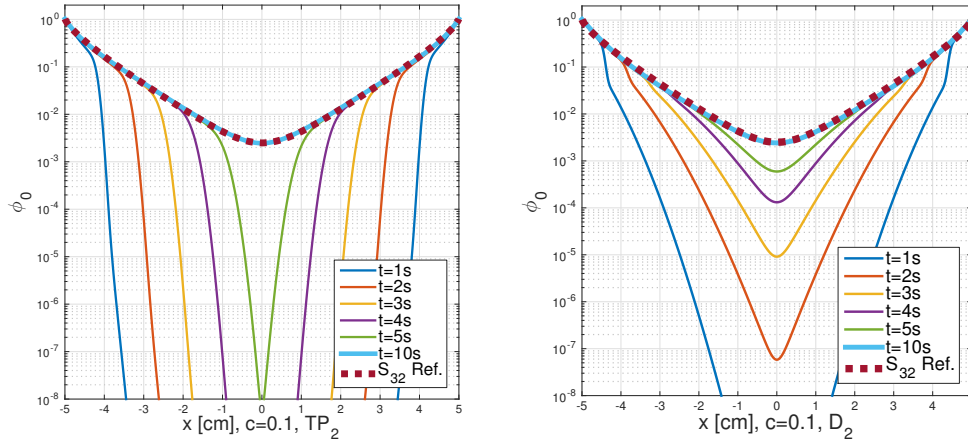


Figure 8: Comparison between TP_2 and D_2 (P_3QS) solutions to two-beam problem.

the other hand, the TP_2 model retains a sharper wavefront and as a result the solution at $x = 0$ is below 10^{-8} until 5 s.

280 Though the incident flux is isotropic on the boundary, the angular flux gradually turns to become strongly anisotropic and form a beam-like distribution in the middle of the slab due to the strong absorption. This beam-like behavior of the angular flux is a potential challenge for the model. Some closure models, such as the entropy based closure model (M_N), have difficulty in
 285 resolving the beam. For the M_N method, it tends to have artificial shock in the middle (Ref. [10, 17]). It is also suspected in Ref. [10] that this shock could possibly caused by small errors when solving minimization problem governing the M_N method. Fortunately, the TP_N model does not have the artificial shock in this problem.

290 4.3. Reed's problem

The last test problem in this work is Reed's problem [22]. It contains several regions with largely varied properties including strong pure absorbers, voids, strong source and material discontinuities.

The numerical example in Figure 9 is TP_4 and D_4 solutions of Reed's prob-

lem. In voids, in order to make the diffusive closure well-posed, an artificial absorption ζ is chosen:

$$\sigma'_t = \sigma_t + \zeta, \quad (44)$$

where ζ is a small number, which is fixed at 10^{-8} . For the TP_N model we only need a correction when $\tilde{\sigma}$ is zero, (i.e., in voids when then the scalar flux is constant in space and time). The correction we use is

$$\tilde{\sigma}' = \tilde{\sigma} + \zeta, \quad (45)$$

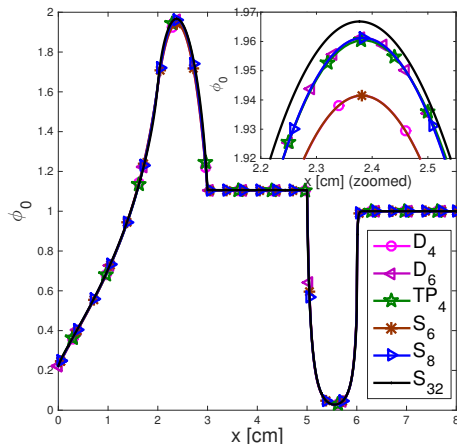
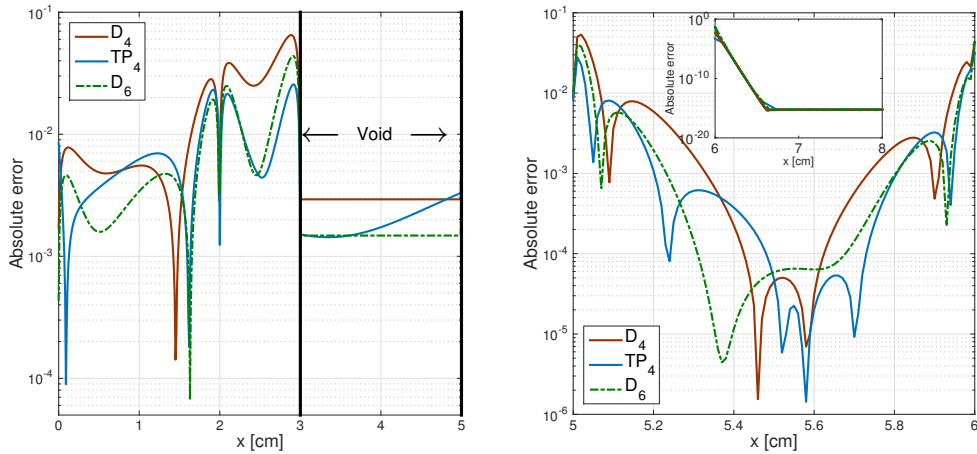


Figure 9: Reed’s problem solved with D_4 , TP_4 , and D_6 compared with S_{32} .

We use 800 cells in the discretization for D_4 , D_6 , and TP_4 . The S_N solutions
 295 are calculated with cell centered difference using 16,000 cells. We observe that
 TP_4 retains an accuracy comparable to D_6 and S_8 . As a comparison, D_4 displays
 comparable accuracy to S_6 . Given that in 1-D slabs, S_{N+1} gives identical
 solutions to P_N , this result is evidence that the D_N and TP_N models improve
 the solution as indicated by our residual analysis. As our analysis also predicts,
 300 the TP_N solution is superior to both D_N and P_N .

Overall, as illustrated in Figure 10, the pointwise errors from TP_4 are comparable
 to D_6 and smaller than those from D_4 method in most regions especially
 for regions with large errors ($> 10^{-2}$). We also observe that the boundary treat-



(a) Pointwise absolute errors of D_4 , TP_4 , and D_6 methods (Part 1). (b) Pointwise absolute errors of D_4 , TP_4 , and D_6 methods (Part 2).

Figure 10: Errors as a function of space in Reed's problem.

ment in Eq (38) brings about 0.8% of error, slightly higher than D_4 . However, the global L_1 norm of error for D_4 (estimated based on the fine-mesh S_{32} solution) is 0.129 and is larger than that of TP_4 , which is 0.061. For comparison, the D_6 solution has an error of 0.066.

4.4. 2D line source problem

The line source problem is a 2D variation of the plane source problem in 1D slab geometry. The problem is an infinite, pure scattering medium ($\sigma_t = \sigma_s = 1$) with no source. The initial condition is given by[27]:

$$\psi(x, z, \hat{\Omega}, 0) = \frac{\delta(x)\delta(z)}{4\pi} \quad (46)$$

P_N , D_N and TP_N results in Figure 11 are achieved with $\Delta t = 0.02$ s and $\Delta x = 0.02$ cm and S_8 result is achieved from Ref. [8]. The analytic solution is shown in Figure 11a from the benchmark code AZURV1[27]. The wavefront at $r = \sqrt{x^2 + z^2} = vt$, essentially a moving delta function, will induce oscillations and negative scalar fluxes in P_N and D_N methods as illustrated in Figures 11c and 11d. Meanwhile, for this streaming dominated problem, S_N results have

315 strong ray-effects as in Figure 11b. On the other hand, TP_2 solution presents plausible results in Figure 11e. Increasing the angular order to TP_6 will further improve the solution as illustrated in Figure 11f.

Unlike the 1D TP_N model, multi-D TP_N models for different angular orders do not have a single coefficient α , therefore, the results shown in Figure 11
 320 are obtained with different coefficients. Figure 12 presents the diagonal lineout plots of TP_2 , TP_4 and TP_6 with different α . Changing the α for each angular order can effectively change the results, as observed in 1D. Unfortunately, the “optimal” values for different angular orders are different, e.g. while $\alpha = 0.1$ would lead to relatively accurate TP_2 results, the “optimal” α changes to $1/3$
 325 and 1.5 for TP_4 and TP_6 , respectively. This should be addressed in future work.

2D P_N , D_N and TP_N are solved with (semi-)implicit discretization in time and DG/LDG method in space. A GMRES solver is used with the Jacobi preconditioner. A comparison of timings for TP_N and linear closures is made in
 330 Table 1. Simulations were run on a Mac mini with Intel i7-3615 processor and 16GB 1600MHz DDR3 RAM.

With LDG method, D_N and TP_N have the same number of degrees of freedom (DoFs) as P_{N+1} with the same basis functions used on the same mesh. The overall CPU time of TP_N is much shorter than D_N . The hypothesis is that
 335 the D_N model sets the time dependence of ϕ_{N+1}^m to be zero, forcing particles in that mode to move with infinite speed. This makes D_N model physically ill-posed in time dependent problems. Numerically, the ill-posedness causes the degradation of the preconditioning efficiency.

On the other hand, though TP_2 's solving time is around 73% higher than P_3 ,
 340 TP_6 's solving time is comparable to P_7 . The correction brought by flux limiters affects not only the physical properties as discussed in 1D scenarios, but also the computational properties. Overall, we conclude TP_N would be comparably efficiently solved as P_N in multi-D applications.

Table 1: Timings for line source problem at 1s.

	P ₃	TP ₂	D ₂
Setup+assembly time [s]	6.9	7.4	7.2
Estimate+assemble limiter time [s]	0	16.5	0
Solving+preconditioning time [s]	124.6	215.6	562.8
Total CPU time [s]	131.5	228.5	570.0
	P ₅	TP ₄	D ₄
Setup+assembly time [s]	20.6	19.5	18.5
Estimate+assemble limiter time [s]	0	28.3	0
Solving+preconditioning time [s]	383.5	482.0	1308.8
Total CPU time [s]	404.1	529.8	1327.3
	P ₇	TP ₆	D ₆
Setup+assembly time [s]	43.7	42.4	43.0
Estimate+assemble limiter time [s]	0	153.2	0
Solving+preconditioning time [s]	734.5	760.4	2424.7
Total CPU time [s]	778.1	956.0	2467.7

5. Concluding remarks

345 In this paper, we analyzed the effects on the P_N approximation residual caused by different closures. We provide a new explanation of the reasons the conventional P_N and P_N with diffusive closure has issues in transient simulations, such as the pulsed plane source problem in 1D and line source problem in 2D. Based on the analysis, we proposed two novel closures, the “moment-
350 limited” closure for 1D and “transient” P_N closure in 1D and 2D. The results we presented indicate that, relative to other linear closures, our new closures perform better on a variety of problems, including the notorious plane source problem and line source problem.

Finally, we believe that the ideas behind the TP_N model could be used in
355 other transport models. For instance, this type of closure could be applied to

the simplified P_N method [28].

Acknowledgements

The authors would like to thank the anonymous reviewers for their valuable comments and suggestions to improve the quality of the paper. W. Zheng would like to thank Dr. Wolfgang Bangerth from the Dept. of Mathematics at Texas A&M University for helpful discussions about efficient implementations of the multi-D applications in deal.II. Also, W. Zheng is thankful to Dr. Robert Lowrie from Los Alamos National Laboratory for providing the LDG idea for multi-D application.

This project is funded by Department of Energy NEUP research grant from Battelle Energy Alliance, LLC- Idaho National Laboratory, Contract No: C12-00281.

References

References

- [1] G. I. Bell, S. Glasstone, Nuclear Reactor Theory, 3rd Edition, Krieger Pub Co, Princeton, NJ, 1985.
- [2] G. Pomraning, The Equations of Radiation Hydrodynamics, Dover books on physics, Dover Publications, 1973.
URL <https://books.google.com/books?id=EFbpqt-Rlh8C>
- [3] H. Grad, On the kinetic theory of rarefied gases, Communications on Pure and Applied Mathematics 2 (4) (1949) 331–407.
- [4] P. A. Markowich, C. A. Ringhofer, C. Schmeiser, Semiconductor Equations, Springer Vienna, 2012.
URL <https://books.google.com/books?id=nCr7CAAAQBAJ>
- [5] K. A. Mathews, On the propagation of rays in discrete ordinates, Nuclear science and engineering 132 (2) (1999) 155–180.

- [6] J. E. Morel, T. A. Wareing, R. B. Lowrie, D. K. Parsons, Analysis of ray-effect mitigation techniques, *Nuclear science and engineering* 144 (1).
- [7] T. A. Brunner, Forms of Approximate Radiation Transport, Tech. Rep. SAND2002-1778, Sandia National Laboratory (2002).
385
- [8] R. G. McClarren, C. D. Hauck, Simulating radiative transfer with filtered spherical harmonics, *Physics Letters A* 374 (22) (2010) 2290 – 2296.
doi:<http://dx.doi.org/10.1016/j.physleta.2010.02.041>.
URL <http://www.sciencedirect.com/science/article/pii/S0375960110002021>
390
- [9] R. G. McClarren, T. M. Evans, R. B. Lowrie, J. D. Densmore, Semi-implicit time integration for thermal radiative transfer, *Journal of Computational Physics* 227 (16) (2008) 7561–7586.
- [10] C. D. Hauck, High-order entropy-based closures for linear transport in slab geometry, *Commun. Math. Sci* 9 (1) (2011) 187–205.
395
- [11] R. G. McClarren, J. P. Holloway, T. A. Brunner, On solutions to the P_n equations for thermal radiative transfer, *Journal of Computational Physics* 227 (5) (2008) 2864–2885.
- [12] R. G. McClarren, Spherical Harmonics Method for Thermal Radiation Transport, Ph.D. dissertation, University of Michigan (2007).
400
- [13] M. Schäfer, M. Frank, C. D. Levermore, Diffusive Corrections to PN Approximations, *Multiscale Modeling & Simulation* 9 (1) (2011) 1–28.
doi:10.1137/090764542.
- [14] K. S. Oh, J. P. Holloway, A Quasi-static Closure for 3rd Order Spherical Harmonics Time-Dependent Radiation Transport in 2-D, Vol. 3, 2009, pp. 1938–1948, cited By 0.
405
URL <http://www.scopus.com/inward/record.url?eid=2-s2.0-74549196287&partnerID=40&md5=067624efc28e6ab8fcd497d7c581617a>

- 410 [15] G. L. Olson, L. H. Auer, M. L. Hall, Diffusion, P_1 , and other approximate forms of radiation transport, *Journal of Quantitative Spectroscopy and Radiative Transfer* 64 (6) (2000) 619–634.
- [16] C. K. Garrett, C. D. Hauck, A Comparison of Moment Closures for Linear Kinetic Transport Equations: The Line Source Benchmark, *Transport Theory and Statistical Physics* 42 (6-7) (2013) 203–235. doi:10.1080/00411450.2014.910226.
- 415 [17] T. A. Brunner, J. P. Holloway, One-dimensional Riemann solvers and the maximum entropy closure, *Journal of Quantitative Spectroscopy and Radiative Transfer* 69 (5) (2001) 543 – 566. doi:http://dx.doi.org/10.1016/S0022-4073(00)00099-6.
- 420 URL <http://www.sciencedirect.com/science/article/pii/S0022407300000996>
- [18] C. D. Hauck, R. G. McClarren, Positive P_N Closures, *SIAM Journal on Scientific Computing* 32 (5) (2010) 2603–2626. doi:10.1137/090764918.
- 425 [19] R. G. McClarren, C. D. Hauck, Robust and accurate filtered spherical harmonics expansions for radiative transfer, *Journal of Computational Physics* 229 (16) (2010) 5597–5614.
- [20] D. Radice, E. Abdikamalov, L. Rezzolla, C. D. Ott, A new spherical harmonics scheme for multi-dimensional radiation transport i. static matter configurations, *Journal of Computational Physics* 242 (2013) 648 – 669. doi:http://dx.doi.org/10.1016/j.jcp.2013.01.048.
- 430 [21] C. Ahrens, S. Merton, An Improved Filtered Spherical Harmonic Method for Transport Calculations, 2013.
- [22] W. Reed, New difference schemes for the neutron transport equation, *Nucl. Sci. Eng.* 46: No. 2, 309-14.
- 435

- [23] J. E. Morel, Diffusion-limit asymptotics of the transport equation, the $P_{1/3}$ equations, and two flux-limited diffusion theories, *Journal of Quantitative Spectroscopy and Radiative Transfer* 65 (5) (2000) 769–778.
- [24] R. G. McClarren, T. K. Lane, A Flux-Limited Diffusion Method for Simulating Radiative Shocks, in: *ANS Winter Meeting 2012*, Vol. 107, ANS, 2012, pp. 557–559, san Diego, CA, November.
- [25] B. Cockburn, C.-W. Shu, The Local Discontinuous Galerkin finite element method for convection-diffusion systems, *SIAM J. Numer. Anal.* 35 (1998) 2440–2463. doi:10.1137/090764918.
- [26] W. Bangerth, T. Heister, L. Heltai, G. Kanschat, M. Kronbichler, M. Maier, B. Turcksin, T. D. Young, The `deal.II` library, version 8.2, *Archive of Numerical Software* 3.
- [27] B. D. Ganapol, R. S. Baker, J. A. Dahl, R. E. Alcouffe, Homogeneous infinite media time-dependent analytical benchmarks, *Tech. Rep. LA-UR-01-1854*, Los Alamos National Laboratory (2001).
- [28] R. G. McClarren, Theoretical Aspects of the Simplified P_n Equations, *Transport Theory and Statistical Physics* 39 (2-4) (2011) 73–109.

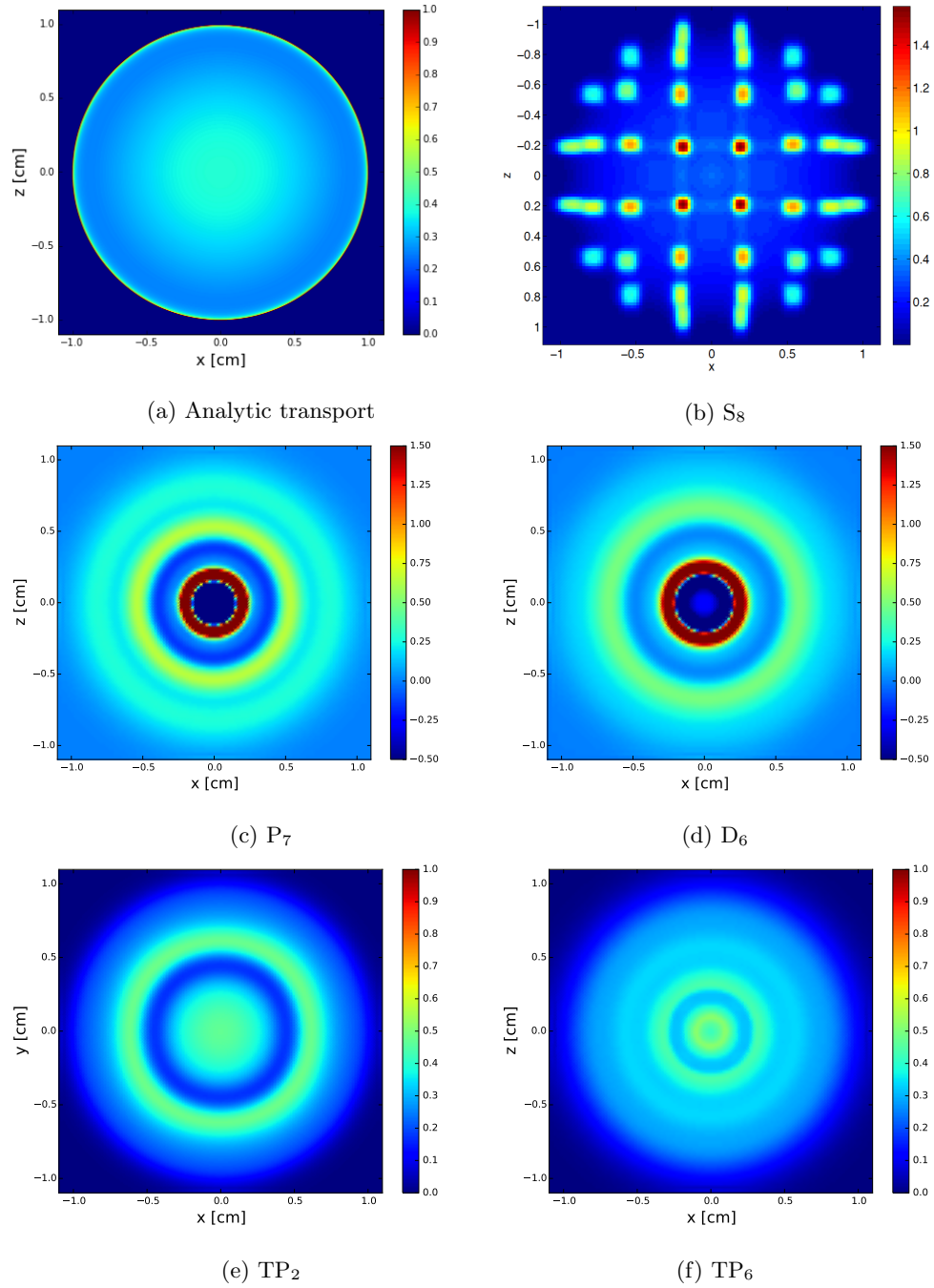
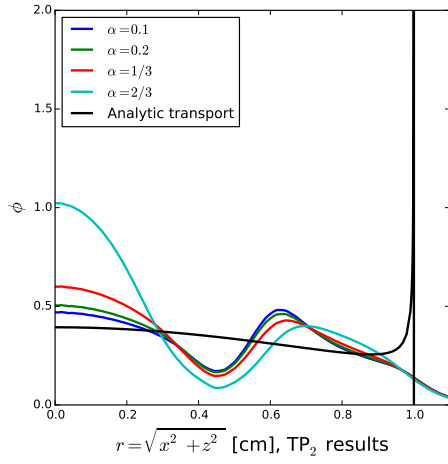
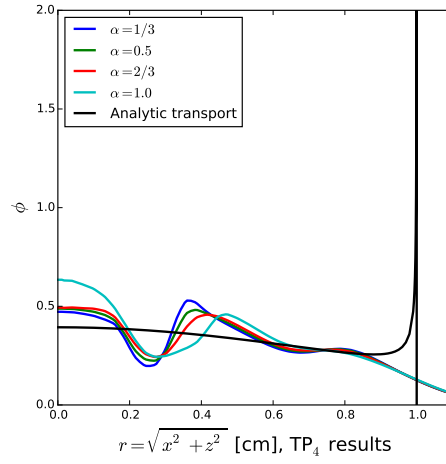


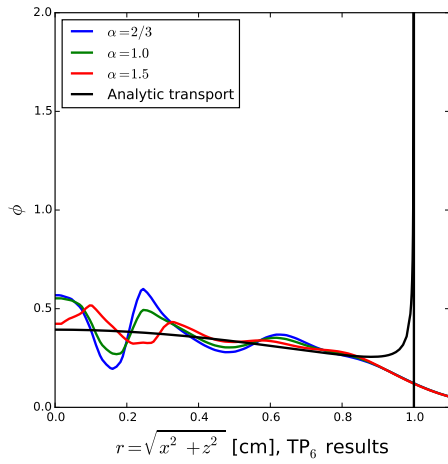
Figure 11: 2D line source problem at $t = 1$ s.



(a) TP₂ results with different α .



(b) TP₄ results with different α .



(c) TP₆ results with different α .

Figure 12: Diagonal lineout plots for TP₂ and TP₆.